

51/9-13-95 JSD  
PREPARED FOR THE U.S. DEPARTMENT OF ENERGY,  
UNDER CONTRACT DE-AC02-76-CHO-3073

PPPL-3129  
UC-426

PPPL-3129

MEASUREMENTS OF ENERGETIC CONFINED ALPHAS  
AND TRITONS ON TFTR


BY

S.S. MEDLEY, R.V. BUDNY, D.K. MANSFIELD, ET AL.

AUGUST 1995

PPPL

PRINCETON  
PLASMA PHYSICS  
LABORATORY



PRINCETON UNIVERSITY, PRINCETON, NEW JERSEY

## NOTICE

This report was prepared as an account of work sponsored by an agency of the United States Government. Neither the United States Government nor any agency thereof, nor any of their employees, makes any warranty, express or implied, or assumes any legal liability or responsibility for the accuracy, completeness, or usefulness of any information, apparatus, product, or process disclosed, or represents that its use would not infringe privately owned rights. Reference herein to any specific commercial produce, process, or service by trade name, trademark, manufacturer, or otherwise, does not necessarily constitute or imply its endorsement, recommendation, or favoring by the United States Government or any agency thereof. The views and opinions of authors expressed herein do not necessarily state or reflect those of the United States Government or any agency thereof.

## NOTICE

This report has been reproduced from the best available copy.  
Available in paper copy and microfiche.

Number of pages in this report: 7

DOE and DOE contractors can obtain copies of this report from:

Office of Scientific and Technical Information  
P.O. Box 62  
Oak Ridge, TN 37831;  
(615) 576-8401.

This report is publicly available from the:

National Technical Information Service  
Department of Commerce  
5285 Port Royal Road  
Springfield, Virginia 22161  
(703) 487-4650

## **DISCLAIMER**

**Portions of this document may be illegible in electronic image products. Images are produced from the best available original document.**

## **DISCLAIMER**

**Portions of this document may be illegible in electronic image products. Images are produced from the best available original document.**

# Measurements of Energetic Confined Alphas and Tritons on TFTR

S. S. Medley, R. V. Budny, D. K. Mansfield, M. H. Redi, A. L. Roquemore  
*Princeton Plasma Physics Laboratory, P. O. Box 451, Princeton, New Jersey 08543 USA*

R. K. Fisher, H. H. Duong, J. M. McChesney, P. B. Parks  
*General Atomics, San Diego, California 92186 USA*

M. P. Petrov  
*A. F. Ioffe Physical-Technical Institute, St Petersburg, 194021 Russia*

N. N. Gorelenkov  
*TRINITI, Troisk 142092 Russia*

## 1.0 Introduction

In a collaboration involving General Atomics, the A. F. Ioffe Physical-Technical Institute, and the Princeton Plasma Physics Laboratory, the energy distribution of the fast-confined alpha particles in DT experiments on TFTR is being measured by active neutral particle analysis using the ablation cloud surrounding an injected impurity pellet as the neutralizer[1]. Recent papers reported the first measurements of the energy distribution fast confined alpha particles[2] and examined the influence of magnetic field ripple and sawtooth oscillations on the behavior of the alpha energy spectra and radial density distributions[3]. This paper focuses on alpha and triton measurements in the core of quiescent TFTR discharges where the expected classical slowing down and pitch angle scattering effects are not complicated by stochastic ripple diffusion and sawtooth activity.

## 2.0 Pellet Charge Exchange (PCX) Diagnostic and Data Analysis

A toroidally extended ablation cloud forms around the pellet when it is injected into a plasma. A small fraction of the fusion alphas incident on the cloud are converted to helium neutrals as a result of electron capture processes. The escaping helium neutrals are mass and energy analyzed using a high energy (0.5 - 4.1 MeV for  $^4\text{He}$ ) neutral particle analyzer developed by the Ioffe Institute[4]. The neutral particle analyzer views the radially injected pellet from behind at a toroidal angle of  $2.75^\circ$  to the pellet trajectory. Thus only near perpendicular energetic ions with velocities close to  $v_{||}/v = 0.048$  are detected by the PCX diagnostic. The radial position of the pellet as a function of time is measured using a linear photodiode array situated on the top of the vacuum vessel. By combining this measurement with the time dependence of the PCX signal, radially resolved fast ion energy spectra and density radial profiles can be derived with a radial resolution of  $\sim 5$  cm. Further details on the PCX diagnostic have been presented elsewhere[5,6], including results obtained on the measurement of RF-generated energetic ion energy distributions.

By measuring of the energy distribution,  $dn_O/dE$ , of helium neutrals escaping from the plasma, the energy distribution of the incident alpha particles,  $dn_\alpha/dE$ , can be determined using:

$$dn_\alpha/dE \sim dn_O/dE [F_O(E)]^{-1}$$

DISTRIBUTION OF THIS DOCUMENT IS UNLIMITED

MASTER

where  $F_0(E)$  is the equilibrium fraction of incident alphas neutralized in the cloud as a function of alpha energy. The value of  $F_0(E)$  is obtained from modeling calculations[9]. The experimental data are compared with modeling results obtained with the TRANSP[7] Monte-Carlo Code and with a specially developed Fokker-Planck Post Processor (FPP) code. TRANSP follows the orbits of alphas as they slow down and pitch angle scatter by Coulomb collisions and takes into account the spatial and temporal distributions of background plasma parameters for each particular shot. Since the Monte-Carlo methods used in TRANSP give noisy results, we developed the FPP post processor code based on a numerical solution of the drift-averaged Fokker-Planck equation[8] which uses the pitch angle integrated alpha source distribution provided by TRANSP. The TRANSP and FPP calculations agree well when the modeling basis for both codes are applicable.

### 3.0 Alpha Particle and Triton Measurements

The alpha particle distributions measured by the PCX diagnostic can be influenced by the effects of classical slowing down and pitch angle scattering, toroidal magnetic field ripple and sawtooth activity. In order to separate the classical behavior from the other effects, PCX Li pellet active measurements of the slowing down alpha spectrum were obtained in the plasma core during a quiescent DT discharge (#78607) and the triton spectrum from a similar DD discharge(#78601) as shown in Fig. 1. Note that the error bars in Fig. 1 only reflect the statistical errors due to the counting statistics. The basic discharge parameters were:  $R = 2.52$  m,  $a = 0.8$  m,  $P_b \sim 20$  MW with  $I_p$  ramped down from 1.7 MA to 1.0 MA during the 1.3 s duration NBI pulse. The absolute scale for  $dn/dE$  was derived from normalization of the PCX data with the TRANSP modeling results and was made only once for the alpha data as noted in the figure. The same normalization is used for the triton spectrum. Both the shape of the energy spectra as well as the ratio of the alpha-to-triton signal agree well with TRANSP simulations. This result corroborates the expectation that fusion generated alphas and tritons in the core of quiescent TFTR plasmas are well-confined and slow down classically.

In the TFTR DT experiments, pellets typically are injected 0.2 to 0.5 sec after termination of neutral beam heating. This timing delay leads to deeper penetration of the

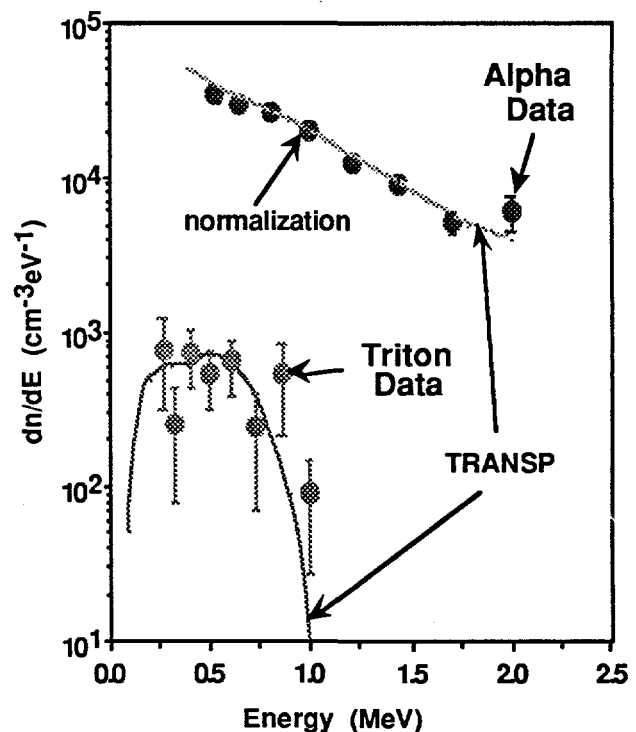


Fig. 1 Comparison of measured alpha and triton spectra with TRANSP simulation.

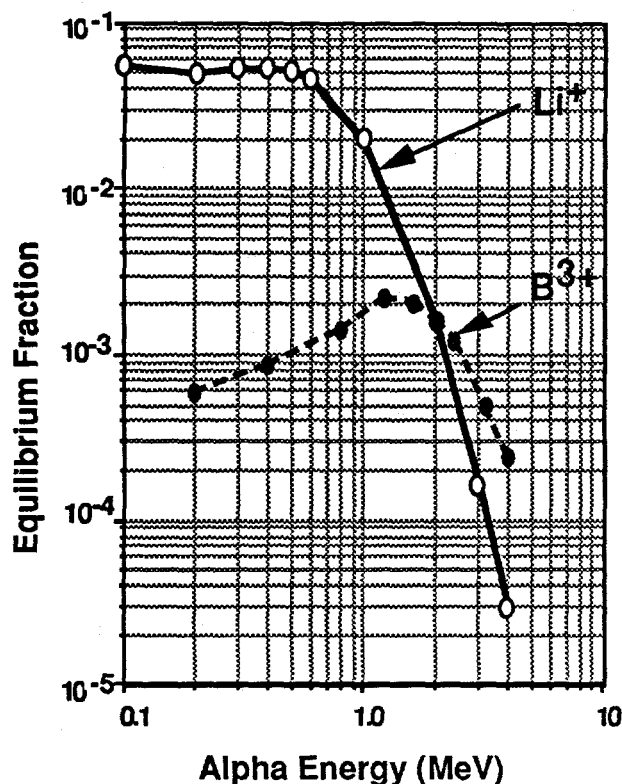


Fig. 2 Calculated equilibrium fractions for Lithium and Boron.

boron pellets ranging up to 20% (~ 12 cm) relative to lithium pellets of comparable mass is observed experimentally. In order to validate the use of boron, alpha energy spectra were compared for DT discharges using both lithium (#86225) and boron (# 86228, 89, 81) pellets as shown in Fig. 3. The boron spectra for the three discharges were normalized to account for small differences in the plasma conditions. As can be seen, the shapes of the alpha energy spectra for lithium and boron pellets are essentially the same. These measurements also confirm that for alpha particle energies above ~ 2 MeV, boron pellets provide a more effective neutralization target than lithium pellets. Both pellet types are now routinely used in PCX diagnostic measurements.

Alpha spectra during the birth and slowing down phases are shown in Fig. 4. For the slowing down case (#86291,  $P_b = 15$  MW), the alpha distribution from 1-3.5 MeV was obtained using a boron pellet 200 ms

pellet as a result of decay of the electron temperature as well as to enhanced signal-to-noise ratio because the neutron background decays significantly faster than the confined alpha population. Even so, it is advantageous for PCX measurements to enhance the pellet penetration further and also to increase the signal level at higher alpha energies. For these reasons we investigated the use of boron pellets in place of lithium. As shown in Fig. 2, for alpha energies above ~ 2 MeV the calculated equilibrium fraction for boron is significantly higher than for lithium. The higher heat of ablation energy of 5.3 eV/atom for boron compared with 1.6 eV/atom for lithium should increase the pellet penetration. In practice, this gain is offset by lower pellet velocity from the injector due to the larger mass of boron relative to lithium.

Nevertheless, an increased penetration for

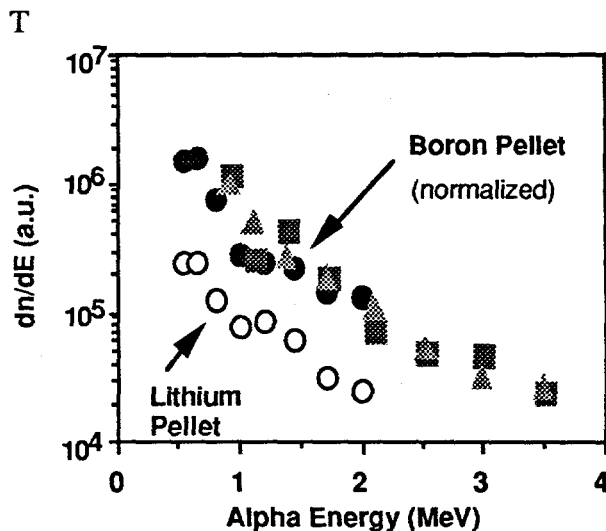
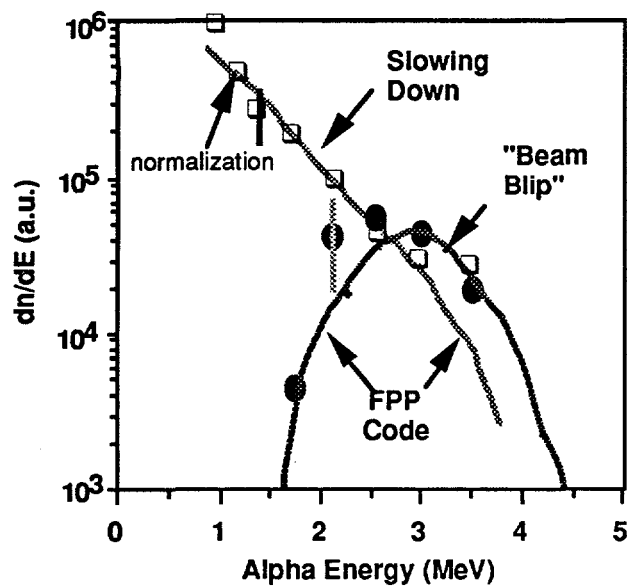


Fig. 3 Comparison of alpha spectra obtained using Boron and Lithium pellets.



**Fig. 4** Alpha energy spectra during birth and slowing down phases.

after termination of a 1.0 s beam pulse while for the "beam blip" case (#86299,  $P_b = 20$  MW), the boron pellet was injected 20 ms after a 0.1 s beam pulse. Reasonable agreement is seen between the data and the FPP code results which include Doppler broadening of the alpha particle birth energy,  $E_\alpha$ , given by  $\Delta E(\text{keV}) = 182(T_{\text{eff}})^{0.5}$  where  $T_{\text{eff}} = 30$  keV is the effective temperature of the deuterium and tritium ions.

#### 4.0 Conclusions

In the core of quiescent DT discharges in TFTR, good agreement is observed between the PCX measurements

of the confined, trapped alpha particles and tritons and TRANSP and FPP simulations. This indicates that alphas and tritons are well confined and slow down classically.

#### Acknowledgments

This work was supported by US DoE Contract DE-AC02-76-CHO-3073 and US DoE Grant DE-FG03-92ER54150. H. H. Duong is a General Atomics ORAU Fellow.

#### References

- [1] R. K. Fisher, *et al.*, Rev. Sci. Instrum. **63**, 4499 (1992).
- [2] R. K. Fisher, J. M. McChesney, P. B. Parks, *et al.*, "Measurements of Fast Confined Alphas on TFTR," accepted for publication in Phys. Rev. Lett. (1995).
- [3] M. P. Petrov, *et al.*, "Studies of Confined Alphas Using the Pellet Charge Exchange Diagnostic on TFTR," submitted for publication in Nucl. Fusion (1995).
- [4] A. B. Izvozchikov, *et al.*, JET Joint Undertaking, Report JET-R(91) 12, (1991).
- [5] S. S. Medley, *et al.*, in Proc. 20th EPS Conf. on Controlled Fusion and Plasma Physics, Lisbon, 1993 (European Physical Society, Petit Lancy, 1993), Part III, p 1183.
- [6] J. M. McChesney, *et al.*, Rev. Sci. Instrum. **66**, 348 (1995).
- [7] R. V. Budny, Nucl. Fusion **34**, 1247 (1994)
- [8] N. N. Gorelenkov and S. V. Putvinskij, Sov. J. Plasma Phys. **15**, 80 (1989)
- [9] J. M. McChesney, *et al.* "Neutralization Fractions for Alpha Particles Interacting with Lithium Pellet Ablation Clouds," to be submitted to Nucl. Fusion, GA-A21958 (1995).



- Dr. F. Paoloni, Univ. of Wollongong, AUSTRALIA  
 Prof. R.C. Cross, Univ. of Sydney, AUSTRALIA  
 Plasma Research Lab., Australian Nat. Univ., AUSTRALIA  
 Prof. I.R. Jones, Flinders Univ, AUSTRALIA  
 Prof. F. Cap, Inst. for Theoretical Physics, AUSTRIA  
 Prof. M. Heindler, Institut für Theoretische Physik, AUSTRIA  
 Prof. M. Goossens, Astronomisch Instituut, BELGIUM  
 Ecole Royale Militaire, Lab. de Phy. Plasmas, BELGIUM  
 Commission-European, DG. XII-Fusion Prog., BELGIUM  
 Prof. R. Bouciqué, Rijksuniversiteit Gent, BELGIUM  
 Dr. P.H. Sakanaka, Instituto Fisica, BRAZIL  
 Prof. Dr. I.C. Nascimento, Instituto Fisica, Sao Paulo, BRAZIL  
 Instituto Nacional De Pesquisas Espaciais-INPE, BRAZIL  
 Documents Office, Atomic Energy of Canada Ltd., CANADA  
 Ms. M. Morin, CCFM/Tokamak de Varennes, CANADA  
 Dr. M.P. Bachynski, MPB Technologies, Inc., CANADA  
 Dr. H.M. Skarsgard, Univ. of Saskatchewan, CANADA  
 Prof. J. Teichmann, Univ. of Montreal, CANADA  
 Prof. S.R. Sreenivasan, Univ. of Calgary, CANADA  
 Prof. R. Marchand, INRS-Energie et Materiaux, CANADA  
 Dr. R. Bolton, Centre canadien de fusion magnétique, CANADA  
 Dr. C.R. James,, Univ. of Alberta, CANADA  
 Dr. P. Lukác, Komenského Universzita, CZECHO-SLOVAKIA  
 The Librarian, Culham Laboratory, ENGLAND  
 Library, R61, Rutherford Appleton Laboratory, ENGLAND  
 Mrs. S.A. Hutchinson, JET Library, ENGLAND  
 Dr. S.C. Sharma, Univ. of South Pacific, FIJI ISLANDS  
 P. Mähönen, Univ. of Helsinki, FINLAND  
 Prof. M.N. Bussac, Ecole Polytechnique,, FRANCE  
 C. Mouttet, Lab. de Physique des Milieux Ionisés, FRANCE  
 J. Radet, CEN/CADARACHE - Bat 506, FRANCE  
 Prof. E. Economou, Univ. of Crete, GREECE  
 Ms. C. Rinni, Univ. of Ioannina, GREECE  
 Preprint Library, Hungarian Academy of Sci., HUNGARY  
 Dr. B. DasGupta, Saha Inst. of Nuclear Physics, INDIA  
 Dr. P. Kaw, Inst. for Plasma Research, INDIA  
 Dr. P. Rosenau, Israel Inst. of Technology, ISRAEL  
 Librarian, International Center for Theo Physics, ITALY  
 Miss C. De Palo, Associazione EURATOM-ENEA , ITALY  
 Dr. G. Grosso, Istituto di Fisica del Plasma, ITALY  
 Prof. G. Rostangni, Istituto Gas Ionizzati Del Cnr, ITALY  
 Dr. H. Yamato, Toshiba Res & Devel Center, JAPAN  
 Prof. I. Kawakami, Hiroshima Univ., JAPAN  
 Prof. K. Nishikawa, Hiroshima Univ., JAPAN  
 Librarian, Naka Fusion Research Establishment, JAERI, JAPAN  
 Director, Japan Atomic Energy Research Inst., JAPAN  
 Prof. S. Itoh, Kyushu Univ., JAPAN  
 Research Info. Ctr., National Instit. for Fusion Science, JAPAN  
 Prof. S. Tanaka, Kyoto Univ., JAPAN  
 Library, Kyoto Univ., JAPAN  
 Prof. N. Inoue, Univ. of Tokyo, JAPAN  
 Secretary, Plasma Section, Electrotechnical Lab., JAPAN  
 Dr. O. Mitarai, Kumamoto Inst. of Technology, JAPAN  
 Dr. G.S. Lee, Korea Basic Sci. Ctr., KOREA  
 J. Hyeon-Sook, Korea Atomic Energy Research Inst., KOREA  
 D.I. Choi, The Korea Adv. Inst. of Sci. & Tech., KOREA  
 Leandro Melendez Lugo, Inst. Nac'l. de Inves. Nucl, MEXICO  
 Prof. B.S. Liley, Univ. of Waikato, NEW ZEALAND  
 Inst of Physics, Chinese Acad Sci PEOPLE'S REP. OF CHINA  
 Library, Inst. of Plasma Physics, PEOPLE'S REP. OF CHINA  
 Tsinghua Univ. Library, PEOPLE'S REPUBLIC OF CHINA  
 Z. Li, S.W. Inst Physics, PEOPLE'S REPUBLIC OF CHINA  
 Prof. J.A.C. Cabral, Instituto Superior Tecnico, PORTUGAL  
 Prof. M.A. Hellberg, Univ. of Natal, S. AFRICA  
 Prof. D.E. Kim, Pohang Inst. of Sci. & Tech., SO. KOREA  
 Prof. C.I.E.M.A.T, Fusion Division Library, SPAIN  
 Dr. L. Stenflo, Univ. of UMEA, SWEDEN  
 Library, Royal Inst. of Technology, SWEDEN  
 Prof. H. Wilhelmson, Chalmers Univ. of Tech., SWEDEN  
 Centre Phys. Des Plasmas, Ecole Polytech, SWITZERLAND  
 Bibliotheek, Inst. Voor Plasma-Fysica, THE NETHERLANDS  
 Asst. Prof. Dr. S. Cakir, Middle East Tech. Univ., TURKEY  
 Dr. V.A. Glukhikh, Sci. Res. Inst. Electrophys. Apparatus, USSR  
 Dr. D.D. Ryutov, Siberian Branch of Academy of Sci., USSR  
 Dr. G.A. Eliseev, I.V. Kurchatov Inst., USSR  
 Librarian, The Ukr.SSR Academy of Sciences, USSR  
 Dr. L.M. Kovrizhnykh, Inst. of General Physics, USSR  
 Kernforschungsanlage GmbH, Zentralbibliothek, W. GERMANY  
 Bibliothek, Inst. Für Plasmaforschung, W. GERMANY  
 Prof. K. Schindler, Ruhr-Universität Bochum, W. GERMANY  
 Dr. F. Wagner, (ASDEX), Max-Planck-Institut, W. GERMANY  
 Librarian, Max-Planck-Institut, W. GERMANY