

2

CONF-9301127--1

UCRL-JC-113444
PREPRINT

RECEIVED
AUG 09 1993
OOT/

Laser Guide Star Adaptive Optics:
Present and Future

S. S. Olivier
C. E. Max

This paper was prepared for submittal to
"Very High Angular Resolution Imaging"
(IAU Symposium No. 158)
Sydney, Australia
January 11-15, 1993

March 1, 1993

Lawrence
Livermore
National
Laboratory

This is a preprint of a paper intended for publication in a journal or proceedings. Since changes may be made before publication, this preprint is made available with the understanding that it will not be cited or reproduced without the permission of the author.

MASTER

DISTRIBUTION OF THIS DOCUMENT IS UNLIMITED

CP

DISCLAIMER

This document was prepared as an account of work sponsored by an agency of the United States Government. Neither the United States Government nor the University of California nor any of their employees, makes any warranty, express or implied, or assumes any legal liability or responsibility for the accuracy, completeness, or usefulness of any information, apparatus, product, or process disclosed, or represents that its use would not infringe privately owned rights. Reference herein to any specific commercial products, process, or service by trade name, trademark, manufacturer, or otherwise, does not necessarily constitute or imply its endorsement, recommendation, or favoring by the United States Government or the University of California. The views and opinions of authors expressed herein do not necessarily state or reflect those of the United States Government or the University of California, and shall not be used for advertising or product endorsement purposes.

Laser Guide Star Adaptive Optics: Present and Future

**S. S. Olivier
and
C. E. Max**

This paper was prepared for submittal to "Very High Angular Resolution Imaging" (IAU Symposium No. 158) Sydney, Australia, January 11-15, 1993.

LASER GUIDE STAR ADAPTIVE OPTICS: PRESENT AND FUTURE

S. S. OLIVIER and C. E. MAX

Institute of Geophysics and Planetary Physics

Lawrence Livermore National Laboratory

P.O. Box 808, Livermore, CA 94551, USA

ABSTRACT. Feasibility demonstrations using one to two meter telescopes have confirmed the utility of laser beacons as wavefront references for adaptive optics systems. Laser beacon architectures suitable for the new generation of eight and ten meter telescopes are presently under study. This paper reviews the concept of laser guide star adaptive optics and the progress that has been made by groups around the world in implementing such systems. A description of the laser guide star program at LLNL and some experimental results is also presented.

1. Introduction

The concept of using a laser guide star to provide a wavefront reference for adaptive optics systems was proposed independently in the classified literature by Happer in 1982 (Happer et al. 1993) and in the open literature by Foy and Labeyrie (1985). The idea is to use a laser projected upward from the ground to illuminate some region of the atmosphere, and then to use the light from that laser-created spot as a wavefront reference.

Two schemes for creating laser guide stars have been suggested: (1) to use the Rayleigh scattering of UV or visible light from ~ 5 to 15 km altitude, (2) to use resonant scattering of 589 nm light from the mesospheric sodium layer at ~ 100 km altitude. This second scheme has the advantage that the higher reference beacon samples a larger portion of the optical path traversed by light from an astronomical source.

Once a laser guide star has been created, it can be used as a wavefront reference for an adaptive optics system which corrects the aberrations introduced by the atmosphere into images of astronomical objects. A schematic diagram of such a laser guide star adaptive optics system is shown in Figure 1. Light from both the laser guide star and the astronomical object enter the telescope

and pass through a collimating lens. The wavefront is then reflected from a tip-tilt mirror which compensates for the image motion and a deformable mirror which compensates for higher order wavefront aberrations. The use of a separate tip-tilt mirror reduces the dynamic range requirements for the deformable mirror. The light from the laser guide star and the astronomical object is then separated by a dichroic splitter. The laser guide star light is sent to a wavefront sensor which in turn drives the deformable mirror, while the light from the astronomical object is sent both to a tip-tilt sensor which is used to drive the tip-tilt mirror, and to the imaging camera which records the compensated astronomical image.

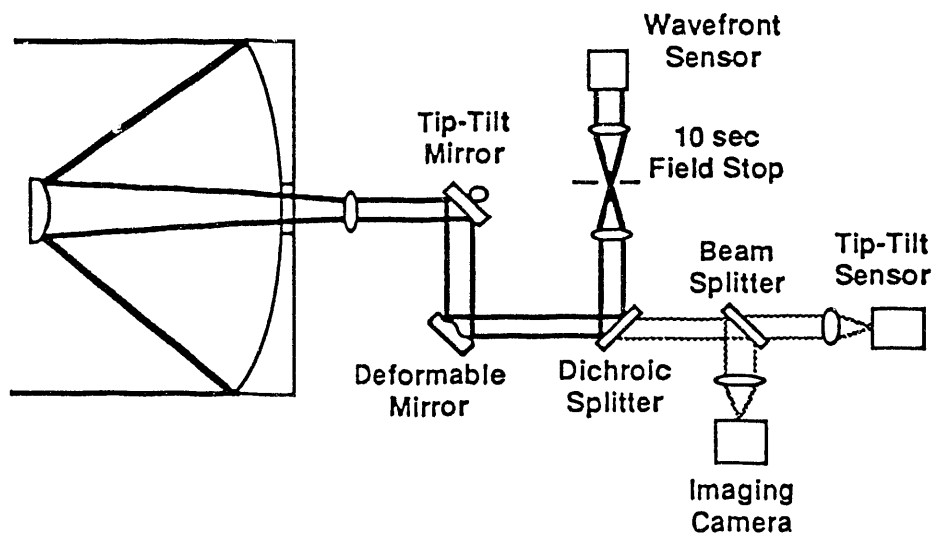


FIGURE 1. Laser guide star adaptive optics system schematic diagram.

Of course, it is only necessary to use a laser guide star when there is no bright natural star close enough to the astronomical object to use as a wavefront reference. In general, one needs a wavefront reference within the isoplanatic angle of the astronomical object, that is the angle over which the atmospheric turbulence is well correlated. Since the isoplanatic angle (and the atmospheric coherence length) scales with wavelength, it has generally been found theoretically that for imaging in the IR, good compensation can be achieved for a large fraction of astronomical objects using natural stars, while for imaging in the visible, laser guide stars are required

to get reasonable sky coverage. The precise wavelength at which it becomes necessary to use laser guide stars is not well defined; however, recent work (e.g., Olivier 1993) indicates that laser guide stars are needed for wavelengths shorter than $\sim 2\mu\text{m}$.

Even with a laser guide star, the sky coverage is not complete since the laser guide star cannot be used as a tip-tilt reference. This is due to the fact that the laser is propagated up through the atmosphere before forming the guide star, and thus the absolute position of the laser guide star is not known. Therefore, a natural star must be used as a tip-tilt reference, and there is once again an issue of sky coverage. Fortunately, the isoplanatic angle for tip-tilt is quite a bit larger than for the higher order aberrations. In addition, tip-tilt from a natural star can be sensed using the entire aperture of the telescope. Therefore, even for imaging in the visible, there is usually a reasonably good tip-tilt reference star available. However, the quality of the tip-tilt correction does place an ultimate limit on the long-exposure resolution achievable with laser guide star systems (Olivier et al. 1993, Olivier and Gavel 1993).

Another limitation of laser guide star systems is due to the finite height of the laser guide star. Errors are due to both turbulence from layers above the height of the laser guide star and turbulence in layers below the laser guide star and inside the cylinder extending through the atmosphere from the telescope entrance pupil, but outside the cone extending from the guide star to the telescope entrance pupil. Both of these effects can be mitigated by using the highest possible guide star. In addition, the second effect can be mitigated by using multiple guide stars.

Taking these limitations on laser guide stars into account, rough practical limits on the utility of Rayleigh and sodium laser guide stars can be determined. Rayleigh guide stars are typically generated at heights of 5 to 20 km by lasers with wavelengths from green (e.g., copper vapor lasers) to UV (e.g., excimer lasers). For imaging in the visible, one Rayleigh guide star can be used for telescope apertures up to ~ 2 m. Telescopes with 8 to 10 m apertures would need tens of Rayleigh laser guide stars, and even with this many spots unsensed turbulence above the Rayleigh scattering altitude limits the quality of correction.

Sodium guide stars are generated at a height of 95 to 105 k-

m in the mesospheric sodium layer by lasers tuned to the sodium D_2 transition at a wavelength of 589 nm. The sodium laser guide star is high enough that uncorrected turbulence above it is not a problem, and one guide star is adequate to correct an 8 to 10 m telescope for imaging at wavelengths above $\sim 2 \mu\text{m}$. For imaging at visible wavelengths, ~ 10 sodium guide stars would be needed for 8 to 10 m telescopes.

The remainder of this paper will be organized as follows. In § 2, we will present a review of previous and current laser guide star projects. A more detailed description of the LLNL laser guide star project will be given in § 3. A summary and conclusions will be given in § 4.

2. Review of Laser Guide Star Projects

Laser guide stars are being developed by several groups around the world.

The MIT Lincoln Laboratory in Cambridge, Massachusetts performed the first sodium guide star wavefront measurements using two subapertures, and a solid-state laser based on summing the frequency of light from two flash lamp pumped Nd-YAG lasers, tuned to different wavelengths, in a non-linear crystal (Humphries et al. 1991). They also demonstrated optical pumping of the sodium line using circularly polarized light to increase the emission from the sodium atoms.

Using a Rayleigh guide star, the group at Lincoln Lab demonstrated wavefront correction on a single-shot or "go-to" basis with a 241 channel adaptive optics system (Primmerman et al. 1991). They also performed the first experiment with more than one laser beacon.

The Air Force Phillips Laboratory in Albuquerque, New Mexico has demonstrated closed-loop correction with a 241 channel adaptive optics system using a Rayleigh guide star (Fugate et al. 1991). In addition, they have generated a sodium laser guide star using a summed-frequency Nd-Yag laser built by Lincoln Lab.

Thermo-Electron Technologies in San Diego, California has generated single and multiple Rayleigh guide stars using excimer lasers (Sandler 1992). They have also developed a system using a 500 subaperture segmented mirror and a Rayleigh guide star generated with a frequency doubled Nd-YAG laser (Sandler et al. 1992).

A group at the University of Illinois (Champaign-Urbana) has generated a Rayleigh guide star using an excimer laser and measured the guide star return flux as a function of backscatter altitude (Thompson and Castle 1992). They also performed the first unclassified tests of a sodium laser guide star (Thompson and Gardner 1987).

A group at the University of Chicago (Illinois) has generated a sodium laser guide star using a CW dye laser (Kibblewhite et al. 1992).

A group in France has generated a Rayleigh guide star using a Nd-YAG laser (Foy et al. 1989).

3. LLNL Laser Guide Star Project

The LLNL laser guide star project uses a laser developed for atomic vapor laser isotope separation (AVLIS) at LLNL. This laser consists of 12 copper vapor lasers that make green light that is then used to pump dye lasers which can be tuned to the sodium D_2 line. The average power from this laser is ~ 1.5 kW at 589 nm and at a pulse repetition rate of 26 kHz, making it the most powerful laser by a factor of ~ 100 ever used to generate a sodium laser guide star. The laser has the capability to modulate its line shape so as to optimize the return flux from the sodium layer. In addition, the high beam quality of the laser (~ 1.5 diffraction limited) allows propagation with low divergence losses. Finally, since the laser was engineered for factory use, it is extremely reliable making it a credible "utility" for an observatory.

Using the AVLIS laser, a sodium laser guide star was generated at LLNL and the return flux was measured as a function of laser power. The experimental results are shown in Figure 2. Also shown in Figure 2 is a theoretical prediction that was calculated using a 24 level Bloch model for the atomic physics of the sodium atoms (Morris 1993). The agreement between the model prediction and the data is quite good (Avicola, et al. 1993).

In order to demonstrate closed-correction with the sodium laser guide star, an adaptive optics system is now under development at LLNL. This system will be mounted on a 0.5 m telescope located 5 m from the laser beam director.

The wavefront from the sodium laser guide star will be measured with a Hartmann sensor based on a Kodak intensified CCD

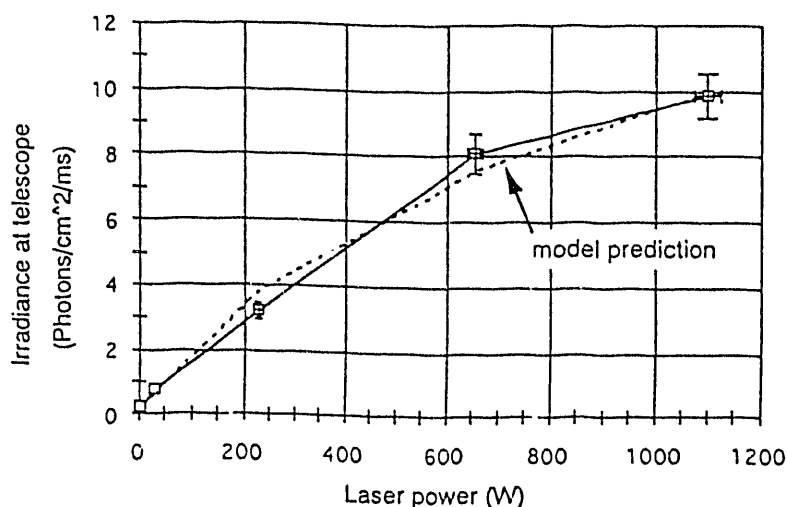


FIGURE 2. Return flux from LLNL sodium laser guide star as a function of laser power.


camera. This camera has a large format (192×239 pixels), a high frame rate (1 kHz), but a low quantum efficiency (5% at 589 nm). In the future, the Kodak camera will likely be replaced with a high quantum efficiency, low noise, fast CCD camera. The Kodak wavefront sensor has been tested on the telescope both with natural stars and with the sodium laser guide star. Figure 3 shows an average of 100 frames of Kodak wavefront sensor data from both a natural star and the sodium laser guide star.

The wavefront reconstructor will be based on four Intel i860 chips on a VME board and will be controlled by a Unix workstation. The wavefront reconstructor has been tested using data from the wavefront sensor obtained in tests on the telescope.

The deformable mirror design is based on mirrors used for beam control in the AVLIS program. It will have a triangular array of 19 actuators and a continuous face sheet. The mirror has been fabricated and is currently being tested in the laboratory.

The tip-tilt system will be based on an avalanche photodiode quad-cell sensor and a small (2.5 cm) tip-tilt mirror with an analog controller. The closed-loop operation of this system has been tested in the laboratory.

Because the AVLIS laser has short pulses and high average



s-012301&4 DAR_VG022593_1

FIGURE 3. Kodak wavefront sensor data. The left panel shows the average of 100 frames from a natural star. The right panel shows the average of 100 frames from the LLNL sodium laser guide star.

power, the peak power of each pulse saturates the sodium layer. This is the cause of the rolloff in return flux at high power seen in Figure 2. In order to get better performance at high power an optical pulse stretcher is being developed to lengthen each pulse by a factor of 16. The pulse stretcher has been tested at low power and functions well.

Closed-loop demonstration of the LLNL laser guide star adaptive optics system is scheduled for the Fall of 1993. In addition, a 69 subaperture adaptive optics system is being built by LLNL as a prototype system for the Lick Observatory, and preliminary design studies for adaptive optics at the Keck Observatory and for laser guide star systems at both Lick and Keck Observatories are being performed.

4. Summary and Conclusions

Laser guide star adaptive optics are a reality. For example, Rayleigh guide stars have been used for closed-loop atmospheric turbulence compensation with 241 subapertures on a 1.5 m telescope (Phillips Laboratory). Sodium guide stars are somewhat behind, but are

catching up. For example, the LLNL AVLIS laser has been used to create a $V = 5$ laser guide star. This will be more than adequate for closed-loop adaptive optics compensation.

The crucial next step will be to demonstrate the utility of laser guide stars at an astronomical observatory. It must be shown that laser guide star adaptive optics can be used to produce exciting scientific results. In addition, it is important to demonstrate that laser guide stars are not too much trouble to use at an observatory.

Finally, theoretical predictions of laser guide star adaptive optics performance on the largest telescopes look very favorable, in part because these telescopes tend to be located at excellent seeing sites. Indeed, the future of laser guide stars would appear to be very bright!

Work performed under the auspices of the U.S. Department of Energy by Lawrence Livermore National Laboratory under Contract W-7405-Eng-48.

References

- Avicola, K., et al. 1993, J. Opt. Soc. Am. A, in press
- Foy, R., & Labeyrie A. 1985, A&A, 152, L29
- Foy, R., Tallon, M., Séchaud, M., & Hubin, N. 1989, in Active Telescope Systems, ed. F. J. Roddier, (Proc. SPIE, vol. 1114), 174
- Fugate, R. Q., et al. 1991, Nature, 353, 144
- Happer, W., MacDonald, G., Max, C., & Dyson, F. 1993, J. Opt. Soc. Am. A, in press
- Humphreys, R. A., Primmerman, C. A., Bradley, L. C., & Herrmann, J. 1991, Opt. Lett., 16, 1367
- Kibblewhite, E., et al. 1992, in Proc. Laser Guide Star Adaptive Optics Workshop, ed. R. Q. Fugate (Albuquerque: Phillips Lab), 522
- Morris, J. R. 1993, J. Opt. Soc. Am. A, in press
- Olivier, S. S. 1993, ApJ, in preparation
- Olivier, S. S. & Gavel, D. T. 1993, J. Opt. Soc. Am. A, in press
- Olivier, S. S., Max, C. E., Gavel, D. T., & Brase, J. M. 1993, ApJ, in press
- Primmerman C. A., Murphy, D. V., Page, D. A., Zollars, B. G., & Barclay, H. T. 1991, Nature, 353, 141

- Sandler, D. 1992, in Proc. Laser Guide Star Adaptive Optics Workshop, ed. R. Q. Fugate (Albuquerque: Phillips Lab), 164
- Sandler, D., et al. 1992, in Proc. Laser Guide Star Adaptive Optics Workshop, ed. R. Q. Fugate (Albuquerque: Phillips Lab), 686
- Thompson, L. A., & Castle, R. M. 1992, Opt. Lett., 21, 1485
- Thompson, L. A., & Gardner, C. S. 1987, Nature, 328, 229

**DATE
FILMED**

11 / 12 / 93

