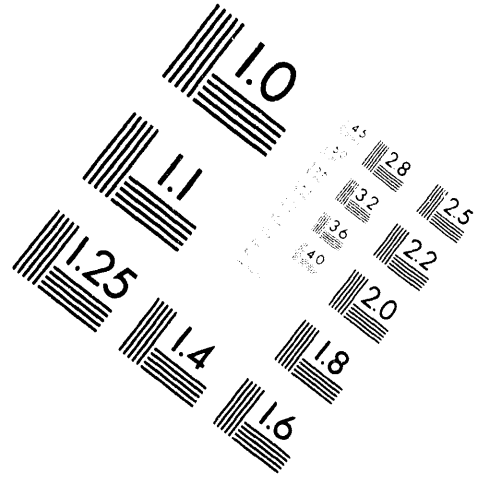
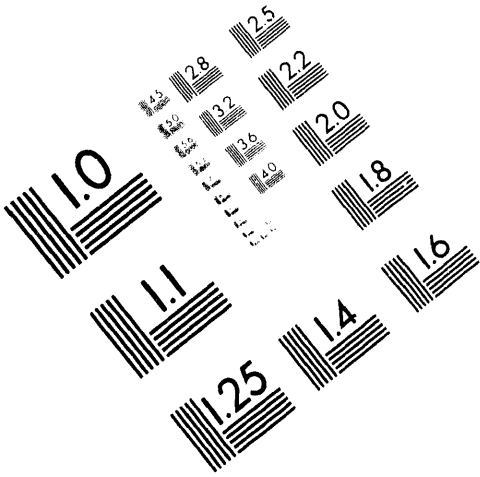




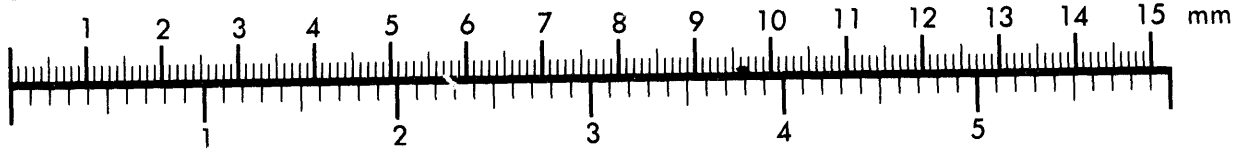
AIM

Association for Information and Image Management

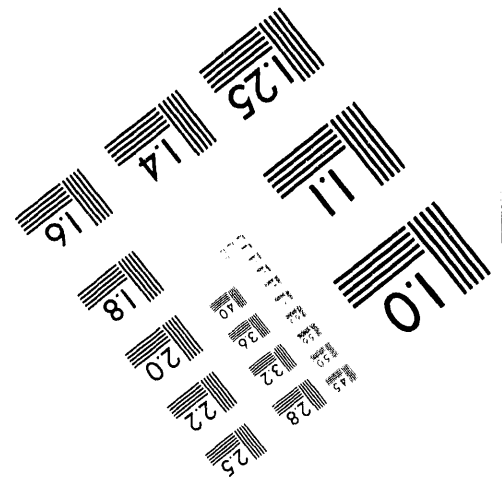
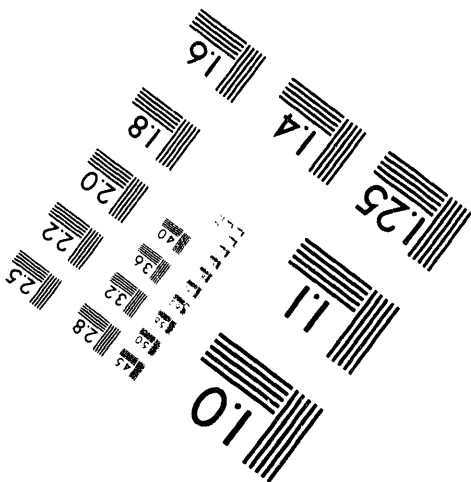
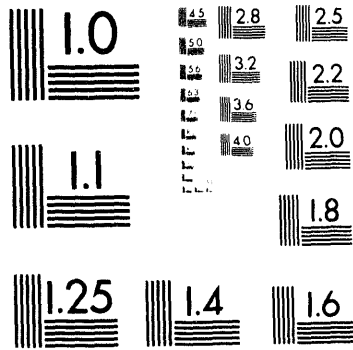
1100 Wayne Avenue, Suite 1100
Silver Spring, Maryland 20910
301/587-8202



Centimeter



Inches



MANUFACTURED TO AIM STANDARDS
BY APPLIED IMAGE, INC.

1 of 1

2

DOE/CE/40961--T7

ENERGY ANALYSIS AND DIAGNOSTIC CENTERS



A PROGRAM OF DIRECT ENERGY CONSERVATION ASSISTANCE FOR SMALL AND MEDIUM-SIZE MANUFACTURERS

Western Region

Quarterly Progress Report -- June, 1994

Prepared for:

U. S. Department of Energy
Office of Industrial Technologies
Agreement No. DE-FC01-92CE-40961

For additional information contact:

F. William Kirsch, Vice President
Industrial Technology and
Energy Management
University City Science Center
(215) 387-2255

Date prepared: 15 August 1994

Summary of Activities

During the quarter ending June 30, 1994, the EADCs in the Western Region performed a total of 109 energy audits and six industrial assessments under the contract continuation beginning October 1, 1993. Energy audit reports were issued to 90 manufacturers during the past quarter. Industrial assessment reports were issued to three clients.

The attached summary, Table 1, shows the aggregate number of audits performed by, number of reports received from, number of critiques completed and returned to, and implementation reports completed by each of the Western Region EADCs under the 1992-93 program period through the quarter ending June 30, 1994. Table 2 shows similar information for the 1993-94 program period. Table 3 shows the number of industrial assessments performed by, number of reports received from, number of critiques completed and returned to, and implementation reports completed by each of the Western Region Industrial Assessment Centers (IACs) under the 1993-94 program period.

MASTER

DISTRIBUTION OF THIS DOCUMENT IS UNLIMITED

Science Center

Progress on Energy Audits and Implementation Reports

Three-hundred energy audits have been completed by the Western Region EADCs under the 1992-93 program period, and all of those reports have been received. Two-hundred sixty-one energy audits have been completed by the Western Region EADCs under the 1993-94 program period, and 170 of those reports have been received.

So far 147 implementation reports for the 1992-93 program period have been completed.

Progress on Industrial Assessments

Thirteen industrial assessments have been completed by the Western Region IACs under the 1993-94 program period, and six of those reports have been received.

Other Activities

On-site evaluation visits were conducted for seven of the EADCs during the past quarter.

The EADC program review was conducted by DOE at UCSC in April.

Proposals from prospective EADCs were received in response to the Program Announcement that was mailed on March 1, 1994. The proposals were reviewed by UCSC staff and the results of the reviews were discussed with other members of the DOE selection panel.

Data from the 300 audit reports completed by the Western Region EADCs for the 1992-93 program period were transmitted to the EADC database housed at Rutgers University at the request of the DOE program manager on June 9, 1994.

/gpl

DISCLAIMER

This report was prepared as an account of work sponsored by an agency of the United States Government. Neither the United States Government nor any agency thereof, nor any of their employees, makes any warranty, express or implied, or assumes any legal liability or responsibility for the accuracy, completeness, or usefulness of any information, apparatus, product, or process disclosed, or represents that its use would not infringe privately owned rights. Reference herein to any specific commercial product, process, or service by trade name, trademark, manufacturer, or otherwise does not necessarily constitute or imply its endorsement, recommendation, or favoring by the United States Government or any agency thereof. The views and opinions of authors expressed herein do not necessarily state or reflect those of the United States Government or any agency thereof.

Table 1
Western Region
EADC Progress: Energy Audit Reports and Implementation Reports
Agreement No. DE-FC01-92CE-40961
Program Period October 1, 1992, through September 30, 1993
Results through June 30, 1994

EADC	Audits Completed	Reports Received	Critiques Completed and Returned to EADCs	Implementation Reports Completed
Arizona State University	30	30	30	10
University of Arkansas-Little Rock	15	15	15	2
Colorado State University	30	30	30	0
Iowa State University	30	30	30	0
University of Kansas	30	30	30	9
University of Missouri-Rolla	30	30	30	30
Oklahoma State University	30	30	30	30
Oregon State University	30	30	30	0
San Diego State University	30	30	30	30
San Francisco State University	15	15	15	11
Texas A & M University-College Station	30	30	30	25
Total	300	300	300	147

Table 2
Western Region
EADC Progress: Energy Audit Reports and Implementation Reports
Agreement No. DE-FC01-92CE-40961
Program Period October 1, 1993, through September 30, 1994
Results through June 30, 1994

EADC	Audits Completed	Reports Received	Critiques Completed and Returned to EADCs	Implementation Reports Completed
Arizona State University	20	13	11	0
University of Arkansas-Little Rock	22	9	6	0
Bradley University	11	10	5	0
Colorado State University	18	16	11	0
Iowa State University	20	15	13	0
University of Kansas	20	7	6	0
University of Missouri-Rolla	22	16	14	0
University of Nevada-Reno	9	3	3	0
Oklahoma State University	27	20	17	0
Oregon State University	15	9	8	0
San Diego State University	24	16	10	0
San Francisco State University	21	11	7	0
South Dakota State University	7	3	3	0
Texas A&M University-College Station	18	17	13	0
Texas A&M University-Kingsville	7	5	3	0
Total	261	170	130	0

Table 3
Western Region
EADC Progress: Industrial Assessment Reports and Implementation Reports
Agreement No. DE-FC01-92CE-40961
Program Period October 1, 1993, through September 30, 1994
Results through June 30, 1994

EADC	Assessments Completed	Reports Received	Critiques Completed and Returned to EADCs	Implementation Reports Completed
Colorado State University	2	1	1	0
Oregon State University	5	0	0	0
Texas A&M University-College Station	6	5	4	0
Total	13	6	5	0

**DATE
FILMED**

11 / 7 / 94

END

