WSRC-TR--92-509

DE93 012126

THIRD QUARTER 1992

F-AREA SEEPAGE BASINS GROUNDWATER MONITORING REPORT (U)

KEY WORDS

FASB
FSB wells
hazardous waste
nitrate
tritium

PUBLICATION DATE: DECEMBER 1992

Authorized Derivative Classifier:

M. A. Ebra

12/21/92

WESTINGHOUSE SAVANNAH RIVER COMPANY
SAVANNAH RIVER SITE
AIKEN, SC 29808

MASTER

DISTRIBUTION OF THIS DOCUMENT IS UNLIMITED

Abstract

During third quarter 1992, the groundwater at the F-Area Seepage Basins (FASB) was monitored in compliance with South Carolina Hazardous Waste Management Regulations, R61-79.265, Subpart F. Eighty-five wells provided samples from the three separate hydrostratigraphic units that make up the uppermost aquifer beneath the FASB. A detailed description of the uppermost aquifer is included in the Resource Conservation and Recovery Act Part B Post-Closure Care Permit Application for the F-Area Hazardous Waste Management Facility submitted to the South Carolina Department of Health and Environmental Control in December 1990.

Historically, as well as currently, tritium, nitrate, lead, cadmium, and gross alpha are the primary constituents observed above the U.S. Environmental Protection Agency Primary Drinking Water Standards (PDWS) in groundwater at the FASB. Nonvolatile beta has consistently exceeded its drinking water screening level. Other radionuclides and hazardous constituents also have exceeded the PDWS in the groundwater at the FASB.

Isoconcentration maps included in this report indicate both the concentration and extent of the primary contaminants in each of the three hydrostratigraphic units. Water-level maps indicate that the groundwater flow rates and directions at the FASB have remained relatively constant since the basins ceased to be active in 1988.

Contents

Page

Abstract iii

List of Figures vii

List of Tables x

Executive Summary 1

Introduction 3
- Description of Facilities 3
- Hydrostratigraphic Units 4
- Monitoring Well Nomenclature 4

Discussion 6
- Integrity of the Monitoring Well Network 6
- Groundwater Monitoring Data 7
- Analytical Results Exceeding Standards 8
- Tritium, Nitrate, and pH Time-Trend Data 9
- Water Levels 10
- Groundwater Flow Rates and Directions 10
- Upgradient Versus Downgradient Results 12

Conclusions 14

Errata 16

References Cited 18

Appendix A—Primary Drinking Water Standards A-1

Appendix B—Flagging Criteria B-1

Appendix C—Figures C-1

Appendix D—Groundwater Monitoring Results Tables D-1

Appendix E – Data Quality/Useability Assessment E-1

Appendix F – Time Series Plots F-1

Appendix G – Hydrographs G-1

List of Figures

Page

1. Site-Specific Hydrostratigraphic Nomenclature C-2

2. Regional Correlation of Hydrostratigraphic and Lithostratigraphic Nomenclatures C-3

3. Location of the F-Area Seepage Basins at the Savannah River Site C-4

4. Location of Groundwater Monitoring Wells and Well Clusters at the F-Area Seepage Basins C-5

5. Location of Aquifer Zone IIB_2 (Water Table) Monitoring Wells at the F-Area Seepage Basins C-6

6. Location of Aquifer Zone IIB_1 (Barnwell/McBean) Monitoring Wells at the F-Area Seepage Basins C-7

7. Location of Upper Portion of Aquifer Unit IIA (Congaree) Monitoring Wells at the F-Area Seepage Basins C-8

8. Location of Lower Portion of Aquifer Unit IIA (Congaree) Monitoring Wells at the F-Area Seepage Basins C-9

9. Tritium Activities in Aquifer Zone IIB_2 (Water Table) at the F-Area Seepage Basins, Third Quarter 1992 . . . . . C-10

10. Nitrate Concentrations in Aquifer Zone IIB_2 (Water Table) at the F-Area Seepage Basins, Third Quarter 1992 . . . . . C-11

11. Gross Alpha Activities in Aquifer Zone IIB_2 (Water Table) at the F-Area Seepage Basins, Third Quarter 1992 . . . . . C-12

12. Nonvolatile Beta Activities in Aquifer Zone IIB_2 (Water Table) at the F-Area Seepage Basins, Third Quarter 1992 . . . . . C-13

13. Tritium Activities in Aquifer Zone IIB_1 (Barnwell/McBean) at the F-Area Seepage Basins, Third Quarter 1992 . . . . . C-14

14. Nitrate Concentrations in Aquifer Zone IIB_1 (Barnwell/McBean) at the F-Area Seepage Basins, Third Quarter 1992 . . . . . C-15

15. Gross Alpha Activities in Aquifer Zone IIB_1 (Barnwell/McBean) at the F-Area Seepage Basins, Third Quarter 1992 . . . . . C-16

16. Nonvolatile Beta Activities in Aquifer Zone IIB_1 (Barnwell/McBean) at the F-Area Seepage Basins, Third Quarter 1992 . . . . . C-17

17. Tritium Activities in Upper Portion of Aquifer Unit IIA (Congaree) at the F-Area Seepage Basins, Third Quarter 1992 . . . . . C-18

18. Nitrate Concentrations in Upper Portion of Aquifer Unit IIA (Congaree) at the F-Area Seepage Basins, Third Quarter 1992 . . . . . C-19

19. Gross Alpha Activities in Upper Portion of Aquifer Unit IIA (Congaree) at the F-Area Seepage Basins, Third Quarter 1992 . . . . . C-20

20. Nonvolatile Beta Activities in Upper Portion of Aquifer Unit IIA (Congaree) at the F-Area Seepage Basins, Third Quarter 1992 . . . . . C-21

21. Tritium Activities in Lower Portion of Aquifer Unit IIA (Congaree) at the F-Area Seepage Basins, Third Quarter 1992 . . . . . C-22

22. Nitrate Concentrations in Lower Portion of Aquifer Unit IIA (Congaree) at the F-Area Seepage Basins, Third Quarter 1992 . . . . . C-23

23. Gross Alpha Activities in Lower Portion of Aquifer Unit IIA (Congaree) at the F-Area Seepage Basins, Third Quarter 1992 . . . . . C-24

24. Nonvolatile Beta Activities in Lower Portion of Aquifer Unit IIA (Congaree) at the F-Area Seepage Basins, Third Quarter 1992 . . . . . C-25

25. Lead Concentrations in Aquifer Zone IIB_2 (Water Table) at the F-Area Seepage Basins, Third Quarter 1992 . . . . . C-26

26. Cadmium Concentrations in Aquifer Zone IIB_2 (Water Table) at the F-Area Seepage Basins, Third Quarter 1992 . . . . . C-27

27. Lead Concentrations in Aquifer Zone IIB_1 (Barnwell/McBean) at the F-Area Seepage Basins, Third Quarter 1992 . . . . . C-28

28. Cadmium Concentrations in Aquifer Zone IIB_1 (Barnwell/McBean) at the F-Area Seepage Basins, Third Quarter 1992 . . . . . C-29

29. Lead Concentrations in Upper Portion of Aquifer Unit IIA (Congaree) at the F-Area Seepage Basins, Third Quarter 1992 . . . . . C-30

30. Cadmium Concentrations in Upper Portion of Aquifer Unit IIA (Congaree) at the F-Area Seepage Basins, Third Quarter 1992 . . . . . C-31

31. Lead Concentrations in Lower Portion of Aquifer Unit IIA (Congaree) at the F-Area Seepage Basins, Third Quarter 1992 . . . . . C-32

32. Cadmium Concentrations in Lower Portion of Aquifer Unit IIA (Congaree) at the F-Area Seepage Basins, Third Quarter 1992 . . . . . C-33

33. Specific Conductance in Aquifer Zone IIB_2 (Water Table) at the F-Area Seepage Basins, Third Quarter 1992 . . . . . C-34

34. pH Values in Aquifer Zone IIB_2 (Water Table) at the F-Area Seepage Basins, Third Quarter 1992 . . . . . C-35

35. Specific Conductance in Aquifer Zone IIB_1 (Barnwell/McBean) at the F-Area Seepage Basins, Third Quarter 1992 . . . . . C-36

36. pH Values in Aquifer Zone IIB_1 (Barnwell/McBean) at the F-Area Seepage Basins, Third Quarter 1992 . . . . . C-37

37. Specific Conductance in Upper Portion of Aquifer Unit IIA (Congaree) at the F-Area Seepage Basins, Third Quarter 1992 . . . . . C-38

38. pH Values in Upper Portion of Aquifer Unit IIA (Congaree) at the F-Area Seepage Basins, Third Quarter 1992 . . . . . C-39

39. Specific Conductance in Lower Portion of Aquifer Unit IIA (Congaree) at the F-Area Seepage Basins, Third Quarter 1992 . . . . . C-40

40. pH Values in Lower Portion of Aquifer Unit IIA (Congaree) at the F-Area Seepage Basins, Third Quarter 1992 . . . . . C-41

41. Piezometric Surface Map of Aquifer Zone IIB_2 (Water Table) at the F-Area Seepage Basins C-42

42. Potentiometric Surface Map of Aquifer Zone IIB_1 (Barnwell/McBean) at the F-Area Seepage Basins C-43

43. Potentiometric Surface Map of Upper Portion of Aquifer Unit IIA (Congaree) at the F-Area Seepage Basins C-44

44. Potentiometric Surface Map of Lower Portion of Aquifer Unit IIA (Congaree) at the F-Area Seepage Basins C-45

List of Tables

Page

1. Constituents Exceeding the Primary Drinking Water Standards D-4

2. Constituents Exceeding Half the Primary Drinking Water Standards or Other Flag 1 or Flag 2 Criteria D-13

3. Groundwater Monitoring Results for Individual Wells D-22

Executive Summary

In 1955, three F-Area Seepage Basins (FASB) were constructed to contain waste water from the F-Area Separations Facility at the Savannah River Site (SRS). These unlined, hydraulically connected basins received waste water that typically contained elevated amounts of nitrate, tritium, and other constituents until they were closed in November 1988. As a result of this operation, the groundwater at the FASB contains elevated levels of low-level radionuclides and other constituents.

On November 2, 1992, the South Carolina Department of Health and Environmental Control (SCDHEC) issued a Resource Conservation and Recovery Act (RCRA) Part B Permit in response to the RCRA Post-Closure Care Permit Application submitted by SRS on December 3, 1990 (WSRC, 1990). The permit requires that a detailed corrective action plan (CAP) for groundwater remediation at the FASB, referred to as the F-Area Hazardous Waste Management Facility in the permit, be submitted by August 1, 1993. A recent modification of the December 1990 permit application, submitted March 13, 1992, to SCDHEC, sought to replace the 1990 CAP with a revised alternative concentration limit demonstration and mixing zone request (WSRC, 1992). The modification was denied.

Currently, 85 wells monitor the groundwater in the uppermost aquifer beneath the FASB as required by the South Carolina Hazardous Waste Management Regulations. The wells are sampled and analyzed quarterly for certain indicator parameters, heavy metals, radionuclides, and other constituents. This groundwater quality assessment report describes the monitoring results that exceeded the U.S. Environmental Protection Agency (EPA) Primary Drinking Water Standards (PDWS) or the SRS flagging criteria for third quarter 1992. Reports for first, second, and third quarters are submitted to SCDHEC 90 days after the end of each quarter as required by Administrative Consent Order 85-70-SW (as amended in 1988). The fourth quarter report, which includes the annual report, is submitted to SCDHEC 90 days after the end of the fourth quarter as negotiated by SCDHEC with EPA.

During third quarter 1992, tritium, total alpha-emitting radium (radium-224 and radium-226), nitrate, nonvolatile beta, gross alpha, uranium, lead, cadmium, cesium-137, mercury, nickel, thallium, trichloroethylene, antimony, or arsenic exceeded the PDWS at one or more wells at the FASB. As in previous quarters, tritium and nitrate were the primary constituents found in the groundwater at the FASB. Of the 85 groundwater monitoring wells, 57 (67%) exhibited tritium activities and 40 (47%) contained nitrate concentrations that exceeded the PDWS. These two constituents were found primarily in Aquifer Zone IIB_2 (Water Table) and Aquifer Zone IIB_1 (Barnwell/McBean). However, elevated tritium activities occurred in 8 of the 18 Aquifer Unit IIA (Congaree) wells. The highest tritium activity occurred in Aquifer Zone IIB_2 (Water Table) well FSB 94DR (2.8E+04 pCi/mL). The highest nitrate concentration was found in Aquifer Zone IIB_2 (Water Table) well FSB 97D (885,000 μg/L).

Historically, lead, cadmium, and mercury have been the primary heavy metals exhibiting elevated concentrations at the FASB. During third quarter 1992, lead was elevated in 12 wells in Aquifer Zone IIB_2 (Water Table) (FSB 76, 77, 87D, 88D, 89D, 90D, 93D, 94DR, 95DR, 97D, 98D, and 119D) and 1 well in Aquifer Zone IIB_1 (Barnwell/McBean) (FSB 78C). Lead was not elevated in Aquifer Unit IIA (Congaree) wells. Cadmium was elevated in 6 wells (FSB 78, 90D, 92D, 93D, 94DR, and 104D) in Aquifer Zone IIB_2 (Water Table) and in 7 wells (FSB 78C, 79C, 95CR, 102C, 105C, 106C, and 112C) in Aquifer Zone IIB_1 (Barnwell/McBean). Cadmium was not elevated in Aquifer Unit IIA (Congaree) wells. Mercury was elevated in 3 wells (FSB 77, 89D, and 94DR) in Aquifer Zone IIB_2 (Water Table) only.

Groundwater flow in Aquifer Zone IIB_2 (Water Table) and Aquifer Zone IIB_1 (Barnwell/ McBean) is to the south-southwest toward Fourmile Branch. Flow in both the upper and lower portions of Aquifer Unit IIA (Congaree) is to the northwest toward Upper Three Runs Creek. The estimated groundwater flow rates during third quarter 1992 ranged from approximately 110 to 150 and from 100 ft/yr to 210 ft/yr in Aquifer Zone IIB_2 (Water Table) and Aquifer Zone IIB_1 (Barnwell/McBean), respectively. The estimated flow rates in the upper and lower portions of Aquifer Unit IIA (Congaree) were 1,100 ft/yr and 300 ft/yr, respectively.

Upgradient wells FSB 76C and 108D, in Aquifer Zone IIB_1 (Barnwell/McBean) and Aquifer Zone IIB_2 (Water Table), respectively, did not contain elevated levels of any constituents during third quarter 1992; however, upgradient well FSB109D exhibited tritium activity that exceeded the PDWS. Many downgradient wells contained levels of tritium, total alpha-emitting radium, nitrate, nonvolatile beta, gross alpha, uranium, lead, cadmium, cesium-137, mercury, nickel, thallium, trichloroethylene, or antimony that exceeded the PDWS.

Four downgradient wells in the upper portion of Aquifer Unit IIA (Congaree) contained elevated levels of tritium, antimony, arsenic, or thallium. No elevated constituents were found in upgradient well FSB 79B; however, upgradient wells FSB 78B, 112A, and 113A exhibited elevated tritium activities. No constituents exceeded the PDWS in downgradient wells in the lower portion of Aquifer Unit IIA (Congaree). Upgradient wells FSB 78A and 79A in this hydrostratigraphic unit contained elevated levels of antimony and tritium, respectively.

Introduction

Description of Facilities

The F-Area Seepage Basins (FASB) at the Savannah River Site (SRS) (Figure 3, Appendix C) began operating in 1955 to replace the Old F-Area Seepage Basin. These unlined, hydraulically connected basins primarily received waste water that included low-level radioactivity and chemicals from the F-Area Separations Facility. The waste water typically contained elevated amounts of nitrate and tritium. Primary sources for this waste water included the nitric acid recovery overheads, the general purpose evaporator overheads, overheads from several other process evaporators, cooling water from the tritium facilities, and retention basin transfers (Heffner and Exploration Resources, 1991).

The basins allowed the waste water either to evaporate or to percolate into the underlying soils where some of the waste constituents were removed from the water by interaction with the soils. However, tritium does not interact with the soils but instead continues to migrate downward into the groundwater. Some of the tritium in groundwater decays before reaching surface water. The half-life of tritium is 12.26 years.

Use of the FASB was discontinued on November 7, 1988, and the basins were closed in 1988 as required by the South Carolina Hazardous Waste Management Regulations (SCHWMR) (SCDHEC, 1990). The Resource Conservation and Recovery Act (RCRA) Part B Post-Closure Care Permit Application submitted to the South Carolina Department of Health and Environmental Control (SCDHEC) by SRS in April 1988 proposed alternate concentration limits (ACL) for hazardous constituents in lieu of groundwater remediation. The original ACL demonstration was denied, and SRS conducted an extensive hydrogeologic investigation and research of remediation techniques in order to prepare a groundwater remediation program at the FASB.

On December 3, 1990, SRS submitted a RCRA Part B Post-Closure Care Permit Application that includes an implementable plan for groundwater remediation to SCDHEC (WSRC, 1990). SCDHEC issued a RCRA Part B permit with conditions in response to this application on November 2, 1992. The permit requires that a detailed corrective action plan (CAP) for groundwater remediation at the FASB (F-Area Hazardous Waste Management Facility) be submitted by August 1, 1993. The CAP will be designed to extract water, treat it for metals and radionuclides, and inject the treated water into the groundwater upgradient of the FASB in order to reduce the tritium flux to surface waters. On March 13, 1992, SRS submitted a modification of the December 1990 permit application to SCDHEC, which sought to replace the 1990 CAP with a revised ACL demonstration and mixing zone request (WSRC, 1992). The modification was denied. A baseline risk assessment has been submitted with a feasibility study in the integrated RCRA/Comprehensive Environmental Response, Compensation, and Liability Act program.

A low-permeability cap has been constructed over the FASB. The activities for the cap consist of stabilizing basin sediments, backfilling the basin excavations with clean soils, compacting the filled areas, and installing a multilayer cap over each basin. A final cover has been constructed over each basin that minimizes migration of liquids through the closed impoundment, functions with little maintenance, promotes drainage and minimizes erosion or abrasion of the final cover, accommodates settling and subsidence so that cover integrity is maintained, and maintains a permeability less than or equal to the permeability of the natural soils.

The groundwater at the FASB contains elevated concentrations of tritium, nitrate, cadmium, nonvolatile beta, gross alpha, lead, and other constituents from the 30 years of operation of the FASB. Tritium and nitrate are the primary constituents and are mainly exhibited in Aquifer Zones IIB_2 (Water Table) and IIB_1 (Barnwell/McBean) of the uppermost aquifer.

Hydrostratigraphic Units

Historically, groundwater quality assessment reports for the FASB have used the nomenclature "Water Table," " Barnwell," "McBean," and "Congaree" to identify hydrostratigraphic units. However, an interim alphanumeric system developed by Aadland and Bledsoe (1990) (Figure 1, Appendix C) defines the aquifer and aquitard units at SRS by their hydraulic properties (hydraulic conductivity, transmissivity, specific storage, etc.) using hydrostratigraphic rather than lithostratigraphic designations. Figure 2 (Appendix C) shows a correlation of these designations. For clarity, this report uses the newer nomenclature and also includes the older names used in earlier reports. The FASB RCRA Part B Post-Closure Care Permit Application (WSRC, 1992), submitted March 1992, includes an in-depth explanation of the new nomenclature.

The FASB RCRA Part B Post-Closure Care Permit Application also includes a detailed description of the geologic and hydrogeologic systems at the FASB. To summarize this description, the FASB well network monitors three distinct hydrostratigraphic units in the uppermost aquifer beneath the facility: Aquifer Zone IIB_2 (Water Table), which is supported by Confining Zone IIB_1-IIB_2 (Tan Clay); the poorly confined Aquifer Zone IIB_1 (Barnwell/McBean); and the semi-confined Aquifer Unit IIA (Congaree), which is separated from the overlying Aquifer Zone IIB_1 (Barnwell/McBean) by Confining Unit IIA-IIB (Green Clay). The base of the uppermost aquifer is defined as the uppermost bed of Confining System I-II (Ellenton Formation), which lies approximately 300 ft below the surface of the area.

Monitoring Well Nomenclature

Generally, groundwater monitoring wells are designated with a waste management unit abbreviation prefix (e.g., FSB), a number (1 through 999), and a suffix (A, B, C, D) designating the hydrostratigraphic unit being monitored. At the FASB, if the groundwater monitoring well prefix and number are followed by a "D," the well monitors Aquifer Zone IIB_2 (Water Table); if they are followed by a "C," the well monitors Aquifer Zone IIB_1 (Barnwell/McBean); if they are followed by an "A" or "B," the well monitors Aquifer Unit IIA (Congaree). An "R" designation following the "A," "B," "C," or "D" suffix indicates a replacement well.

There are exceptions to this nomenclature. For example, four active wells have no designating suffix; FSB 76, 77, 78, and 79 all monitor Aquifer Zone IIB_2 (Water Table).

Discussion

Integrity of the Monitoring Well Network

The FASB groundwater monitoring well network (Figure 4, Appendix C) provides groundwater samples from the three hydrostratigraphic units in the uppermost aquifer below the facility. A program is in place to rehabilitate and replace wells that do not produce representative samples from the units being monitored.

Wells FSB 94D, 95C, 95D, 96A, 98A, 105D, and 121D have been replaced by wells FSB 94DR, 95CR, 95DR, 96AR, 98AR, 105DR, and 121DR. Wells FSB 94D, 95C, 95D, 96A, and 105D were officially abandoned first quarter 1991, and well FSB 98A was officially abandoned fourth quarter 1991. These wells either were contaminated with grout or they consistently purged dry. Well FSB121D has been abandoned, and the replacement well, FSB121DR, was sampled for the first time during third quarter 1992.

The standard practice at SRS has been to purge a minimum of four well volumes from each well and to ensure that the field parameters have stabilized before sample collection. A well that goes dry before purging is completed is allowed to recover and is then sampled without purging within 24 hours. Table 3 (Appendix D) lists the amount of water purged from each of the wells. Wells that did not yield four well volumes prior to sampling are described below.

The 36 Aquifer Zone IIB_2 (Water Table) wells are FSB 76, 77, 78, 79, 87D, 88D, 89D, 90D, 91D, 92D, 93D, 94DR, 95DR, 97D, 98D, 99D, 104D, 105DR, 106D, 107D, 108D, 109D, 110D, 111D, 112D, 113D, 114D, 115D, 116D, 117D, 118D, 119D, 120D, 121DR, 122D, and 123D (Figure 5, Appendix C). During third quarter 1992, wells FSB 88D, 89D, 90D, 93D, 97D, 98D, 99D, 108D, 109D, 116D, 120D, and 121DR pumped dry before purging was completed. Well FSB106D went dry after field analysis and did not yield enough water for complete laboratory analysis.

The 31 Aquifer Zone IIB_1 (Barnwell/McBean) wells are FSB 76C, 78C, 79C, 87C, 88C, 89C, 90C, 91C, 93C, 94C, 95CR, 97C, 98C, 99C, 102C, 103C, 104C, 105C, 106C, 107C, 110C, 111C, 112C, 113C, 114C, 115C, 116C, 120C, 121C, 122C, and 123C (Figure 6, Appendix C). Wells FSB 78C, 91C, 94C, 113C, and 115C pumped dry during purging.

Eighteen wells monitor Aquifer Unit IIA (Congaree), 14 in the upper portion (wells FSB 76B, 78B, 79B, 87B, 96AR, 97A, 98AR, 99A, 100A, 101A, 112A, 113A, 114A, and 120A) and 4 in the lower portion (wells FSB 76A, 78A, 79A, and 87A) (Figures 7 and 8, Appendix C). Well FSB 97A could not be sampled because the pump is broken.

Samples from wells FSB 77, 78, 79, 79C, 91D, 92D, 93D, 94DR, 95DR, 97C, 97D, 98C, 98D, 104D, 105C, 105DR, 107D, 110D, 112D, 117D, and 119D had field pH values equal to or less than 4; samples from wells FSB113A, 113C, 114A, and 120A had field pH values equal to or greater than 8.

Groundwater Monitoring Data

During third quarter 1992, samples from wells at the FASB were analyzed for indicator parameters, heavy metals, radionuclides, and other constituents as part of the SRS Environmental Protection Department/Environmental Monitoring Section (EPD/EMS) Groundwater Monitoring Program. Monitoring results that exceeded the U.S. Environmental Protection Agency (EPA) Primary Drinking Water Standards (PDWS) (see Appendix A) or other SRS flagging criteria (see Appendix B) are discussed in this report.

In general, the flagging criteria established by EPD/EMS for identifying constituents in high concentrations in groundwater are as follows:

- Flag 2 criteria are based on the PDWS. For constituents that do not have a PDWS, the criteria are based on the Secondary Drinking Water Standards (SDWS) or 10 times the method detection limits (MDL) as described in Appendix B. Constituent levels that equal or exceed Flag 2 criteria are described as *elevated*.

- Flag 1 criteria are based on half the PDWS. For constituents that do not have a PDWS, the criteria are based on half the SDWS or 5 times the MDL as described in Appendix B. Flag 1 levels for a constituent may reflect analytical error or may indicate the initial detection of a constituent. Thus, constituents exceeding Flag 1 criteria are included in this report and are described as *slightly elevated*.

- Flag 0 criteria are assigned to constituent levels below Flag 1 criteria, constituent levels below the sample detection limits, or constituents having no flagging criteria.

Appendix C contains illustrations of the hydrostratigraphic units beneath the FASB at SRS (Figures 1 and 2); the monitored waste management unit (Figure 3); the individual monitoring wells (Figure 4); the monitoring wells in the different hydrostratigraphic zones and units (Figures 5 through 8); the lateral distributions of tritium, nitrate, gross alpha, nonvolatile beta, cadmium, lead, specific conductance, and pH (Figures 9 through 40); and the water-elevation contours of the different hydrostratigraphic zones and units and the groundwater flow directions (Figures 41 through 44). The monitoring results tables as well as analyses that exceeded holding times, PDWS, and other flagging criteria are in Appendix D; data quality/useability assessment information is in Appendix E; time series plots of tritium, nitrate, and pH for selected wells are in Appendix F; and hydrographs are in Appendix G.

Analytical Results Exceeding Standards

Results for analytes that exceeded the PDWS (see Appendix A) during third quarter 1992 are summarized in Table 1 (Appendix D).

Twenty-eight of the 36 Aquifer Zone IIB_2 (Water Table) wells contained tritium, total alpha-emitting radium (radium-224 and radium-226), nitrate, nonvolatile beta, gross alpha, uranium, lead, cadmium, cesium-137, mercury, nickel, or thallium in levels that exceeded the PDWS. Tritium was elevated in 26 wells, with activities up to 2.8E+04 pCi/mL in well FSB 94DR; total alpha-emitting radium was elevated in 23 wells, with activities up to 2.5E+02 pCi/L in well FSB112D; nitrate was elevated in 21 wells, with concentrations up to 885,000 μg/L in well FSB 97D; nonvolatile beta was elevated in 22 wells, with activities up to 3.6E+03 pCi/L in wells FSB 93D and 112D; gross alpha was elevated in 21 wells, with activities up to 2.1E+03 pCi/L in well FSB 95DR; and uranium was elevated in 19 wells, with activities up to 5,240 μg/L in well FSB 95DR. Lead was elevated in 12 wells, cadmium in 6 wells, cesium-137 in 4 wells, and mercury in 3 wells. Nickel and thallium were elevated in 1 well each.

Twenty-four of the 31 Aquifer Zone IIB_1 (Barnwell/McBean) wells contained levels of tritium, nitrate, nonvolatile beta, total alpha-emitting radium, gross alpha, cadmium, uranium, lead, antimony, or trichloroethylene that exceeded the PDWS. Tritium was elevated in 23 wells, with activities up to 1.4E+04 pCi/mL in well FSB 98C; nitrate was elevated in 19 wells, with concentrations up to 295,000 μg/L in well FSB 78C; nonvolatile beta was elevated in 14 wells, with activities up to 3.1E+03 pCi/L in well FSB 94C; and total alpha-emitting radium was elevated in 14 wells, with activities up to 1.5E+02 pCi/L in well FSB112C. Gross alpha was elevated in 9 wells; cadmium was elevated in 7 wells; uranium was elevated in 5 wells; and lead, trichloroethylene, and antimony were elevated in 1 well each.

Seven of the 14 wells that monitor the upper portion of Aquifer Unit IIA (Congaree) contained levels of tritium, antimony, arsenic, or thallium that exceeded the PDWS. Tritium was elevated in all 7 wells, with activities up to 2.3E+02 pCi/mL in well FSB 78B. Antimony, arsenic, and thallium were elevated only in well FSB120A. Wells FSB 78A and 79A in the lower portion of this hydrostratigraphic unit contained elevated levels of antimony and tritium, respectively.

During third quarter 1992, lead was elevated in 12 wells in Aquifer Zone IIB_2 (Water Table) (FSB 76, 77, 87D, 88D, 89D, 90D, 93D, 94DR, 95DR, 97D, 98D, and 119D) and 1 well in Aquifer Zone IIB_1 (Barnwell/McBean) (FSB 78C). Lead was not elevated in Aquifer Unit IIA (Congaree) wells. Cadmium was elevated in 6 wells (FSB 78, 90D, 92D, 93D, 94DR, and 104D) in Aquifer Zone IIB_2 (Water Table) and in 7 wells (FSB 78C, 79C, 95CR, 102C, 105C, 106C, and 112C) in Aquifer Zone IIB_1 (Barnwell/McBean). Cadmium was not elevated in Aquifer Unit IIA (Congaree) wells. Mercury was elevated in 3 wells (FSB 77, 89D, and 94DR) in Aquifer Zone IIB_2 (Water Table) only.

Results for analytes that exceeded other SRS flagging criteria (see Appendix B) during third quarter 1992 are summarized in Table 2 (Appendix D). The results for all constituents are presented in Table 3 (Appendix D). Table 3 also identifies any constituent whose analysis exceeded the EPA-approved holding time.

The lateral distributions of tritium, nitrate, gross alpha, nonvolatile beta, lead, cadmium, specific conductance, and pH for Aquifer Zone IIB_2 (Water Table), Aquifer Zone IIB_1 (Barnwell/McBean), and Aquifer Unit IIA (Congaree) wells during third quarter 1992 are presented in Figures 9 through 40 (Appendix C).

Tritium, Nitrate, and pH Time-Trend Data

Time series plots for tritium, nitrate, and pH through third quarter 1992 for certain wells and well clusters at the FASB appear in Appendix F. The designations "Barnwell" and "McBean" used in Appendix F represent the upper and lower portions, respectively, of Aquifer Zone IIB_1 (Barnwell/McBean).

Tritium activities in wells FSB 76C, 78A, 79B, 87A, 88C, 108D, 111C, and 111D have been consistently near or below the PDWS since at least 1989. Most of the other wells shown in Appendix F exhibit tritium levels that have consistently exceeded the PDWS. The time series plots for wells FSB 76, 78, 87C, 90D, 91D, 93D, 98D, 102C, 107D, 109D, and 110D show declining tritium levels with time; time series plots for wells FSB 99A and 100A indicate increasing tritium levels with time. Data for wells FSB 87D, 94DR, 95DR, 95CR, 96AR, 98AR, 105DR, 106D, 117D, 112A, 112C, 112D, 113A, 113C, 113D, 114A, 114C, 114D, 115C, 115D, 116C, 116D, 118D, 119D, 120A, 120C, 120D, 121C, 122C, 122D, 123C, and 123D are not sufficient to detect long-term patterns. However, tritium results for wells FSB113D, 114A, 114C, 114D, 115C, 115D, 116C, 116D, 118D, 120D, 123C, and 123D have been consistently near or below the PDWS since sampling began first quarter 1991. The time series plots for the remaining wells show no detectable long-term trends.

Nitrate concentrations in wells FSB 76, 76A, 76B, 76C, 78A, 78B, 79A, 79B, 87A, 87B, 88C, 89C, 99A, 99D, 100A, 101A, 107C, 108D, 109D, 111C, and 111D have been consistently near or below the PDWS since at least 1989. Most of the other wells illustrated in Appendix F have exhibited nitrate concentrations that have exceeded the PDWS since at least 1989. The time series plots for wells FSB 87C, 88D, 89D, 90D, 91D, 93D, 102C, 104D, 109D, and 110D show declining nitrate concentrations over time; the time series plot for wells FSB 92D, 100A, and 105C indicates nitrate concentrations are increasing with time. Data for wells FSB 87D, 94D, 95CR, 95DR, 96AR, 98AR, 106D, 112C, 112D, 113A, 113C, 113D, 114A, 114C, 114D, 115C, 115D, 116C, 116D, 117D, 118D, 119D, 120A, 120C, 120D, 121C, 122D, 123C, and 123D are not sufficient to detect long-term patterns. However, nitrate concentrations for wells FSB 87D, 96AR, 98AR, 106D, 113A, 113C, 113D, 114A, 114C, 114D, 115C, 115D, 116C, 116D, 118D, 120A, 120D, 121C, 122D, 123C, and 123D have been near or below the PDWS since these wells were first sampled in early 1991. The time series plots for the remaining wells in Appendix F show no detectable long-term trends.

Well clusters FSB 76, 88, 99, and 107; Aquifer Zone IIB_1 (Barnwell/McBean) wells FSB102C and 103C; and Aquifer Unit IIA (Congaree) well FSB 96AR are used to characterize pH levels at specific locations at the FASB. The pH in well cluster FSB 76, which is upgradient of the FASB, ranges from neutral to somewhat acidic. Well clusters FSB 88, 99, and 107, located near the edges of the basins at the FASB, show the following pH trends: the pH levels in well cluster FSB 88 have remained between approximately pH 4 and 6 since early 1988; the pH levels in well cluster FSB 99 have ranged from about neutral in the Aquifer Unit IIA

(Congaree) well to pH 4 to 5 in the Aquifer Zone IIB_2 (Water Table) well; the pH values in well cluster 107 have fluctuated around neutral in the Aquifer Zone IIB_1 (Barnwell/McBean) well and have ranged approximately between pH 3 and 4 in the Aquifer Zone IIB_2 (Water Table) well. The pH in Aquifer Unit IIA (Congaree) replacement well FSB 96AR, also located near the edge of the basins, has been near neutral since monitoring began in late 1990. The pH levels in Aquifer Zone IIB_1 (Barnwell/McBean) wells FSB102C and 103C, located downgradient of the FASB, have had values of near pH 4 and pH 6, respectively.

Water Levels

Hydrographs showing the water elevations for certain wells and well clusters at the FASB over time are provided in Appendix G. The average water elevation in Aquifer Zone IIB_2 (Water Table) during third quarter 1992 was 209.98 ft msl. Compared to the average water elevation of 211.10 ft msl during second quarter 1992, the water level in this zone declined an average of 1.12 ft. The average water level in Aquifer Zone IIB_1 (Barnwell/McBean) during both second and third quarters 1992 was 205.95 ft msl. The average water level in the upper portion of Aquifer Unit IIA (Congaree) during third quarter 1992 was 153.13 ft msl. Compared to the second quarter 1992 water elevation of 153.61 ft msl, the water level fell an average of 0.48 ft. The average water level in the lower portion of Aquifer Unit IIA (Congaree) during third quarter 1992 was 156.20 ft msl; compared to the average water level of 156.50 ft msl during second quarter 1992, the water level fell an average of 0.30 ft.

A consistent vertical head relationship exists between the hydrostratigraphic zones and units monitored at the FASB. Flow potential is downward from Aquifer Zone IIB_2 (Water Table) to Aquifer Zone IIB_1 (Barnwell/McBean) and downward from Aquifer Zone IIB_1 (Barnwell/McBean) to Aquifer Unit IIA (Congaree). A head reversal exists between the lower and upper portions of Aquifer Unit IIA (Congaree) at the FASB, which indicates the potential for upward flow within the aquifer. This vertical head relationship between the different monitored zones has remained essentially unchanged through the past several quarters.

Groundwater Flow Rates and Directions

Groundwater flow directions beneath the FASB in Aquifer Zone IIB_2 (Water Table), Aquifer Zone IIB_1 (Barnwell/McBean), and Aquifer Unit IIA (Congaree) have remained relatively unchanged by closure activities. Water-level maps (Figures 41 through 44, Appendix C) for the monitored water-bearing units illustrate these flow patterns. Flow in Aquifer Zone IIB_2 (Water Table) and Aquifer Zone IIB_1 (Barnwell/McBean) is generally south-southwest toward Fourmile Branch (SRS grid coordinates). Flow in both the upper and lower portions of Aquifer Unit IIA (Congaree) is northwest toward Upper Three Runs Creek.

To estimate the transport rate of constituents originating from the FASB, horizontal groundwater flow rates in Aquifer Zone IIB_2 (Water Table) and Aquifer Zone IIB_1 (Barnwell/McBean) have been calculated along two flow paths (designated flow paths A and B) in each of these hydrostratigraphic units. These flow paths characterize the approximate maximum and minimum groundwater flow rates within these units in areas downgradient from the basins. The estimated horizontal flow rates for the upper and lower portions of Aquifer Unit

IIA (Congaree) are calculated along single flow paths; flow directions within this unit are generally more uniform than in the overlying units.

Flow rate calculations are approximations based on inferred or estimated parameters. For this reason, estimations of flow rates should be considered accurate to an order of magnitude only. The groundwater flow rate estimations for Aquifer Zone IIB_2 (Water Table), Aquifer Zone IIB_1 (Barnwell/McBean), and the upper and lower portions of Aquifer Unit IIA (Congaree) beneath the FASB are based on the following one-dimensional flow equation:

$$\text{Flow (ft/day)} = \frac{\text{Hydraulic Conductivity (ft/day)}}{\text{Porosity (unitless)}} \times \frac{dh\ \text{(ft)}}{dl\ \text{(ft)}}$$

The hydraulic conductivity (Kh) constant for Aquifer Zone IIB_2 (Water Table) is 10 ft/day; for Aquifer Zone IIB_1 (Barnwell/McBean), Kh = 10.4 ft/day; and for Aquifer Unit IIA (Congaree), Kh = 65 ft/day (Geraghty & Miller, 1990). An effective porosity value of 20% is used for each hydrostratigraphic unit (Jaegge et al., 1987). This value is a conservative assumption based on field and laboratory measurements of porosity. The gradient in each calculation represents the change in head (*dh*) divided by the horizontal distance (*dl*) along each plotted arrow. Flow rate estimates vary depending on the vertical gradient between wells, the size of the area under consideration, and the number of data points.

The approximate range of groundwater flow rates in Aquifer Zone IIB_2 (Water Table) is estimated as follows (Figure 41, Appendix C):

Flow path A

$$\frac{10}{0.20} \times \frac{12}{1990} = 0.30 \text{ ft/day}$$

$$0.30 \text{ ft/day} \times 365 \text{ days} = 110 \text{ ft/yr}$$

Flow path B

$$\frac{10}{0.20} \times \frac{14}{1730} = 0.40 \text{ ft/day}$$

$$0.40 \text{ ft/day} \times 365 \text{ days} = 150 \text{ ft/yr}$$

The approximate range of groundwater flow rates in Aquifer Zone IIB_1 (Barnwell/McBean) is estimated as follows (Figure 42, Appendix C):

Flow path A

$$\frac{10.4}{0.20} \times \frac{10}{1875} = 0.28 \text{ ft/day}$$

$$0.28 \text{ ft/day} \times 365 \text{ days} = 100 \text{ ft/yr}$$

Flow path B

$$\frac{10.4}{0.20} \times \frac{14}{1280} = 0.57 \text{ ft/day}$$

$$0.57 \text{ ft/day} \times 365 \text{ days} = 210 \text{ ft/yr}$$

The groundwater flow rate in the upper portion of Aquifer Unit IIA (Congaree) is estimated as follows (Figure 43, Appendix C):

$$\frac{65}{0.20} \times \frac{16}{1730} = 3.0 \text{ ft/day}$$

$$3.0 \text{ ft/day} \times 365 \text{ days} = 1{,}100 \text{ ft/yr}$$

The groundwater flow rate in the lower portion of the Congaree is estimated as follows (Figure 44, Appendix C):

$$\frac{65}{0.20} \times \frac{2}{790} = 0.82 \text{ ft/day}$$

$$0.82 \text{ ft/day} \times 365 \text{ days} = 300 \text{ ft/yr}$$

Upgradient Versus Downgradient Results

Groundwater flow in Aquifer Zone IIB_2 (Water Table) is south-southwest toward Fourmile Branch (Figure 41, Appendix C). Wells FSB108D and 109D are the designated upgradient wells for Aquifer Zone IIB_2 (Water Table) (Figure 5, Appendix C). Although well FSB 76 lies upgradient of the facility, it is not designated an upgradient well because it is downgradient of a collapsed process sewer line that has contaminated the groundwater. All remaining Aquifer Zone IIB_2 (Water Table) wells monitor downgradient water quality.

Groundwater flow in Aquifer Zone IIB_1 (Barnwell/McBean) is also south-southwest toward Fourmile Branch (Figure 42, Appendix C). Well FSB 76C is the designated upgradient well for Aquifer Zone IIB_1 (Barnwell/McBean) (Figure 6, Appendix C). All of the other Aquifer Zone IIB_1 (Barnwell/McBean) wells monitor groundwater downgradient of the basins.

Flow in both the upper and lower portions of Aquifer Unit IIA (Congaree) is to the northwest toward Upper Three Runs Creek (Figures 43 and 44, Appendix C). Unlike the shallower water-bearing units, Aquifer Unit IIA (Congaree) is not incised by Fourmile Branch, but by Upper Three Runs Creek. Wells FSB 78B, 79B, 112A, and 113A are the designated upgradient wells for the upper portion of Aquifer Unit IIA (Congaree) (Figure 7, Appendix C). The designated upgradient wells for the lower portion of Aquifer Unit IIA (Congaree) are FSB 78A and 79A (Figure 8, Appendix C).

Upgradient wells FSB 76C and 108D, in Aquifer Zone IIB_1 (Barnwell/McBean) and Aquifer Zone IIB_2 (Water Table), respectively, did not contain elevated levels of any constituents during third quarter 1992; however, upgradient well FSB109D exhibited tritium activity that

exceeded the PDWS. Many downgradient wells contained levels of tritium, total alpha-emitting radium, nitrate, nonvolatile beta, gross alpha, uranium, lead, cadmium, cesium-137, mercury, nickel, thallium, trichloroethylene, or antimony that exceeded the PDWS.

Four downgradient wells in the upper portion of Aquifer Unit IIA (Congaree) contained elevated levels of tritium, antimony, arsenic, or thallium. No elevated constituents were found in upgradient well FSB 79B; however, upgradient wells FSB 78B, 112A, and 113A exhibited elevated tritium activities. No constituents exceeded the PDWS in downgradient wells in the lower portion of Aquifer Unit IIA (Congaree). Upgradient wells FSB 78A and 79A contained elevated levels of antimony and tritium, respectively.

Conclusions

The groundwater at the FASB contains elevated levels of low-level radionuclides and chemicals from 30 years of receiving contaminated waste water from the F-Area Separations Facility. During third quarter 1992, tritium, total alpha-emitting radium, nitrate, nonvolatile beta, gross alpha, uranium, lead, cadmium, cesium-137, mercury, nickel, thallium, trichloroethylene, antimony, or arsenic exceeded the PDWS at one or more wells at the FASB.

As in previous quarters, tritium and nitrate were the primary constituents found in the groundwater at the FASB. Of the 85 groundwater monitoring wells, 57 (67%) exhibited tritium activities and 40 (47%) contained nitrate concentrations that exceeded the PDWS. These two constituents were found primarily in Aquifer Zone IIB_2 (Water Table) and Aquifer Zone IIB_1 (Barnwell/McBean). However, tritium activities exceeding the PDWS occurred in 8 of the 18 Aquifer Unit IIA (Congaree) wells, indicating that vertical pathways into the deeper water-bearing units exist at the FASB. A current groundwater flow model for the General Separations Area indicates that the vertical component beneath this area is important (GeoTrans, Inc., 1992). The highest tritium activity occurred in Aquifer Zone IIB_2 (Water Table) well FSB 94DR (2.8E+04 pCi/mL). The highest nitrate concentration was found in Aquifer Zone IIB_2 (Water Table) well FSB 97D (885,000 μg/L). Tritium and nitrate levels appear to be decreasing over time since closure of the FASB, at least in Aquifer Zone IIB_2 (Water Table).

Historically, lead, cadmium, and mercury have been the primary heavy metals exhibiting elevated concentrations at the FASB. During third quarter 1992, lead was elevated in 12 wells in Aquifer Zone IIB_2 (Water Table) (FSB 76, 77, 87D, 88D, 89D, 90D, 93D, 94DR, 95DR, 97D, 98D, and 119D) and 1 well in Aquifer Zone IIB_1 (Barnwell/McBean) (FSB 78C). Lead was not elevated in Aquifer Unit IIA (Congaree) wells. Cadmium was elevated in 6 wells (FSB 78, 90D, 92D, 93D, 94DR, and 104D) in Aquifer Zone IIB_2 (Water Table) and in 7 wells (FSB 78C, 79C, 95CR, 102C, 105C, 106C, and 112C) in Aquifer Zone IIB_1 (Barnwell/McBean). Cadmium was not elevated in Aquifer Unit IIA (Congaree) wells. Mercury was elevated in 3 wells (FSB 77, 89D, and 94DR) in Aquifer Zone IIB_2 (Water Table) only. Mercury concentrations in well FSB 89D have characteristically contained elevated levels of mercury.

Wells screened in clayey zones, as are some water-table wells at the FASB, seem to be associated with elevated levels of lead, cadmium, and mercury. This relationship may be the effect of low-pH water from the FASB leaching metals from the clays, or metal constituents may have become adsorbed to the clay particles over time and then released during sampling.

Concentrations of volatile organic compounds appear to be declining since closure of the FASB. Trichloroethylene exceeded the PDWS only in Aquifer Zone IIB_1 (Barnwell/McBean) well FSB 99C during third quarter 1992.

Upgradient wells FSB 76C and 108D, in Aquifer Zone IIB_1 (Barnwell/McBean) and Aquifer Zone IIB_2 (Water Table), respectively, did not contain elevated levels of any constituents during third quarter 1992; however, upgradient well FSB109D exhibited tritium activity that exceeded the PDWS. Many downgradient wells contained levels of tritium, total alpha-emitting radium, nitrate, nonvolatile beta, gross alpha, uranium, lead, cadmium, cesium-137, mercury, nickel, thallium, trichloroethylene, or antimony that exceeded the PDWS. Generally, elevated levels of constituents found in downgradient wells but not in upgradient wells at a waste management unit are considered products of the waste management unit.

Four downgradient wells in the upper portion of Aquifer Unit IIA (Congaree) contained elevated levels of tritium, antimony, arsenic, or thallium. No elevated constituents were found in upgradient well FSB 79B; however, upgradient wells FSB 78B, 112A, and 113A exhibited elevated tritium activities. No constituents exceeded the PDWS in downgradient wells in the lower portion of Aquifer Unit IIA (Congaree). Upgradient wells FSB 78A and 79A contained elevated levels of antimony and tritium, respectively.

The estimated groundwater flow rates during third quarter 1992 ranged from approximately 110 ft/yr to 150 ft/yr and 100 ft/yr to 210 ft/yr in Aquifer Zone IIB_2 (Water Table) and Aquifer Zone IIB_1 (Barnwell/McBean), respectively. The estimated flow rates in the upper and lower portions of Aquifer Unit IIA (Congaree) were 1,100 ft/yr and 300 ft/yr, respectively.

Errata

Fourth Quarter 1991 and 1991 Summary:

- Page 6, **Integrity of the Monitoring Well Network**, paragraph 3, line 3: Table 3 (Appendix D) does not list the amount of water purged from each of the wells.

- Page 10, **Water Levels**, paragraph 1, line 4: The measurement 0.17 ft should be 0.16 ft.

First Quarter 1992:

- Page 1, paragraph 1, line 6; page 3, paragraph 3, line 8: The December 1990 Part B Post-Closure Care Permit Application is no longer the active document. This statement should identify the revised permit application submitted March 13, 1992.

- Page 1, paragraph 2, line 7: The statement referring to Administrative Consent Order 85-70-SW should be corrected to indicate that the first, second, and third quarters are submitted to SCDHEC 90 days after the end of each quarter as required by Administrative Consent Order 85-70-SW (as amended in 1988). The fourth quarter report, which includes the annual report, is submitted to SCDHEC 90 days after the end of the quarter as negotiated by SCDHEC with EPA.

- Page 5, paragraph 4, line 1: The number of wells in the groundwater monitoring network in Aquifer Zone IIB_2 (Water Table) is incorrectly stated as 36. The correct number is 35.

- Page 5, paragraph 4, lines 3 and 4: Well FSB121DR is incorrectly listed as part of the groundwater monitoring network in Aquifer Zone IIB_2 (Water Table). Well FSB121DR is scheduled for sampling the first time third quarter 1992; only wells scheduled for sampling are considered part of the network.

- Page 5, paragraph 5, line 1: The number of wells in the groundwater monitoring network in Aquifer Zone IIB_1 (Barnwell/McBean) is incorrectly stated as 32. The correct number is 31.

- Page 5, paragraph 5, lines 2, 4, and 5: Well FSB 92C is incorrectly listed as part of the groundwater monitoring network in Aquifer Zone IIB_1 (Barnwell/McBean). Well FSB 92C has not been scheduled for sampling since mid-1991.

- Page 10, **Upgradient Versus Downgradient Results**, paragraph 3, line 6: The statement concerning upgradient wells in the lower portion of Aquifer Unit IIA (Congaree) incorrectly identifies well FSB 79A as an upgradient well. Well FSB 78A is the only designated upgradient well in this hydrostratigraphic unit.

- Page C-14: The 5,000 pCi/mL contour is missing from the map.

Second Quarter 1992:

- Page 5, paragraph 2: The statement "wells FSB 94D, 95C, 95D, 96A, and 105D were officially abandoned first quarter 1992" should read "wells FSB 94D, 95C, 95D, 96A, and 105D were officially abandoned first quarter 1991."

- Page 10, **Upgradient Versus Downgradient Results**: The designated upgradient wells in Aquifer Zone IIB_2 (Water Table) should be FSB108D and 109D; the designated upgradient wells in the upper portion of Aquifer Unit IIA (Congaree) should be 78B, 79B, 112A, and 113A; and the designated upgradient wells in the lower portion of Aquifer Unit IIA (Congaree) should be FSB 78A and 79A. The discussion of upgradient versus downgradient results should be revised accordingly.

References Cited

Aadland, R. K., and H. W. Bledsoe, 1990. **Classification of Hydrostratigraphic Units at the Savannah River Site, South Carolina**, WSRC-RP-90-987. Westinghouse Savannah River Company, Savannah River Site, Aiken, SC.

GeoTrans, Inc., 1992. **Groundwater Flow Model for the General Separations Area, Savannah River Site**. Prepared for Westinghouse Savannah River Company, Environmental Restoration Department, Savannah River Site, Aiken, SC.

Geraghty & Miller, Inc., 1990. **Evaluation of Integrated Waste Facility Closure Capping on Ground-Water Flow and Solute Transport in General Separations Area, Savannah River Site: Flow Model and Particle-Tracking Analysis, Final Report**. Prepared by Geraghty & Miller Modeling Group for Westinghouse Savannah River Company, Waste Management Technology, Savannah River Site, Aiken, SC.

Heffner, J. D., and Exploration Resources, Inc., 1991. **Technical Summary of Groundwater Quality Protection Program at the Savannah River Site (1952–1986), Volume I—Site Geohydrology and Waste Sites**, DPSP-88-1002. Westinghouse Savannah River Company, Aiken, SC.

Jaegge, W. J., N. L. Kolb, B. B. Looney, I. W. Marine, O. A. Towler, and J. R. Cook, 1987. **Radioactive Waste Burial Grounds**, DPST-85-694. Savannah River Laboratory, E. I. du Pont de Nemours & Company, Aiken, SC.

SCDHEC (South Carolina Department of Health and Environmental Control), 1990. **South Carolina Hazardous Waste Management Regulations**; R.61-79.124, .260 through .266, .268, and .270; November 1990. Columbia, SC.

WSRC (Westinghouse Savannah River Company), 1990. **Application for a Hazardous Waste Part B Post-Closure Care Permit. Volume IV. F-Area Hazardous Waste Management Facility**. Revision 2, December 3, 1990. Savannah River Site, Aiken, SC.

WSRC (Westinghouse Savannah River Company), 1992. **Application for a Hazardous Waste Part B Post-Closure Care Permit. Volume IV. F-Area Hazardous Waste Management Facility**. Revision 3, March 13, 1992. Savannah River Site, Aiken, SC.

Appendix A – Primary Drinking Water Standards

Primary Drinking Water Standards

Analyte	Unit	Level	Status	Reference
Antimony	µg/L	5[a]	Proposed	EPA, 1990
Arsenic	µg/L	50	Final	CFR, 1991
Barium	µg/L	2,000	Final	CFR, 1991
Benzene	µg/L	5	Final	CFR, 1991
Benzo[*a*]anthracene	µg/L	0.1	Proposed	EPA, 1990
Benzo[*b*]fluoranthene	µg/L	0.2	Proposed	EPA, 1990
Benzo[*k*]fluoranthene	µg/L	0.2	Proposed	EPA, 1990
Benzo[*a*]pyrene	µg/L	0.2	Proposed	EPA, 1990
Beryllium	µg/L	1	Proposed	EPA, 1990
Bromodichloromethane	µg/L	100[b]	Final	CFR, 1991
Bromoform	µg/L	100[b]	Final	CFR, 1991
2-sec-Butyl-4,6-dinitrophenol (Dinoseb)	µg/L	7	Proposed	EPA, 1990
Cadmium	µg/L	5	Final	CFR, 1991
Carbon tetrachloride	µg/L	5	Final	CFR, 1991
Chlordane	µg/L	2	Final	CFR, 1991
Chloroethene (Vinyl chloride)	µg/L	2	Final	CFR, 1991
Chloroform	µg/L	100[b]	Final	CFR, 1991
Chromium	µg/L	100	Final	CFR, 1991
Chrysene	µg/L	0.2	Proposed	EPA, 1990
Copper	µg/L	1,300	Final	CFR, 1991
Cyanide	µg/L	200	Proposed	EPA, 1990
Dibenz[*a,h*]anthracene	µg/L	0.3	Proposed	EPA, 1990
Dibromochloromethane	µg/L	100[b]	Final	CFR, 1991
Dibromochloropropane	µg/L	0.2	Final	CFR, 1991
1,2-Dichlorobenzene	µg/L	600	Final	CFR, 1991
1,4-Dichlorobenzene	µg/L	75	Final	CFR, 1991
1,2-Dichloroethane	µg/L	5	Final	CFR, 1991
1,1-Dichloroethylene	µg/L	7	Final	CFR, 1991
cis-1,2-Dichloroethylene	µg/L	70	Final	CFR, 1991
trans-1,2-Dichloroethylene	µg/L	100	Final	CFR, 1991
Dichloromethane (Methylene chloride)	µg/L	5	Proposed	EPA, 1990
2,4-Dichlorophenoxyacetic acid	µg/L	70	Final	CFR, 1991
1,2-Dichloropropane	µg/L	5	Final	CFR, 1991
Endrin	µg/L	0.2	Final	CFR, 1991
Ethylbenzene	µg/L	700	Final	CFR, 1991
Fluoride	µg/L	4,000	Final	CFR, 1991
Gross alpha[c]	pCi/L	1.5E+01	Final	CFR, 1991
Heptachlor	µg/L	0.4	Final	CFR, 1991
Heptachlor epoxide	µg/L	0.2	Final	CFR, 1991
Hexachlorobenzene	µg/L	1	Proposed	EPA, 1990
Hexachlorocyclopentadiene	µg/L	50	Proposed	EPA, 1990
Lead	µg/L	15	Final	CFR, 1991
Lindane	µg/L	0.2	Final	CFR, 1991
Mercury	µg/L	2	Final	CFR, 1991
Methoxychlor	µg/L	40	Final	CFR, 1991
Nickel	µg/L	100	Proposed	EPA, 1990
Nitrate as nitrogen	µg/L	10,000	Final	CFR, 1991
Nitrate-nitrite as nitrogen	µg/L	10,000	Final	CFR, 1991
Nitrite as nitrogen	µg/L	1,000	Final	CFR, 1991
Nonvolatile beta[d]	pCi/L	5E+01	Final	EPA, 1977
PCBs[e]	µg/L	0.5	Final	CFR, 1991
Pentachlorophenol	µg/L	1	Final	CFR, 1991
Radium-226[f]	pCi/L	1.57E+01	Proposed	EPA, 1991

Analyte	Unit	Level	Status	Reference
Radium-228[f]	pCi/L	7.85E+00	Proposed	EPA, 1991
Radon-222	pCi/L	3E+02	Proposed	EPA, 1991
Selenium	µg/L	50	Final	CFR, 1991
Silver	µg/L	50	Final	CFR, 1991
Styrene	µg/L	100	Final	CFR, 1991
Sulfate	µg/L	400,000[a]	Proposed	EPA, 1990
Tetrachloroethylene	µg/L	5	Final	CFR, 1991
Thallium	µg/L	1	Proposed	EPA, 1990
Toluene	µg/L	1,000	Final	CFR, 1991
Total radium[f] (Radium-226 and -228)	pCi/L	5E+00	Final	CFR, 1991
Total trihalomethanes	µg/L	100	Final	CFR, 1991
Toxaphene	µg/L	3	Final	CFR, 1991
2,4,5-TP (Silvex)	µg/L	50	Final	CFR, 1991
1,2,4-Trichlorobenzene	µg/L	9	Proposed	EPA, 1990
1,1,1-Trichloroethane	µg/L	200	Final	CFR, 1991
1,1,2-Trichloroethane	µg/L	5	Proposed	EPA, 1990
Trichloroethylene	µg/L	5	Final	CFR, 1991
Tritium	pCi/mL	2E+01	Final	CFR, 1991
Uranium	µg/L	20	Proposed	EPA, 1991
Uranium alpha activity	pCi/L	3E+01	Proposed	EPA, 1991
Xylenes	µg/L	10,000	Final	CFR, 1991

The following standards for beta- and photon-emitting radionuclides are not per se regulatory maximum contaminant levels. They represent the level at which consumption of 2 liters per day of water containing only one radionuclide would be expected to yield 4 mrem effective dose equivalent per year (ede/yr). See EPA (1977 and 1991) for details.

Antimony-125	pCi/L	3E+02	Final	EPA, 1977
Barium-140	pCi/L	9E+01	Final	EPA, 1977
Beryllium-7	pCi/L	6E+03	Final	EPA, 1977
Carbon-14	pCi/L	2E+03	Final	EPA, 1977
Cerium-141	pCi/L	3E+02	Final	EPA, 1977
Cerium-144	pCi/L	2.61E+02	Proposed	EPA, 1991
Cesium-134	pCi/L	8.13E+02[g]	Proposed	EPA, 1991
Cesium-137	pCi/L	2E+02	Final	EPA, 1977
Chromium-51	pCi/L	6E+03	Final	EPA, 1977
Cobalt-57	pCi/L	1E+03	Final	EPA, 1977
Cobalt-58	pCi/L	9E+03	Final	EPA, 1977
Cobalt-60	pCi/L	1E+02	Final	EPA, 1977
Europium-154	pCi/L	2E+02	Final	EPA, 1977
Europium-155	pCi/L	6E+02	Final	EPA, 1977
Iodine-129	pCi/L	1E+00	Final	EPA, 1977
Iodine-131	pCi/L	3E+00	Final	EPA, 1977
Iron-55	pCi/L	2E+03	Final	EPA, 1977
Iron-59	pCi/L	2E+02	Final	EPA, 1977
Lanthanum-140	pCi/L	6E+01	Final	EPA, 1977
Manganese-54	pCi/L	3E+02	Final	EPA, 1977
Nickel-59	pCi/L	3E+02	Final	EPA, 1977
Nickel-63	pCi/L	5E+01	Final	EPA, 1977
Niobium-95	pCi/L	3E+02	Final	EPA, 1977
Plutonium-241	pCi/L	6.26E+01	Proposed	EPA, 1991
Potassium-40	pCi/L	3E+02	Proposed	EPA, 1986
Ruthenium-103	pCi/L	2E+02	Final	EPA, 1977
Ruthenium-106	pCi/L	3E+01	Final	EPA, 1977

Analyte	Unit	Level	Status	Reference
Sodium-22	pCi/L	4.66E+02	Proposed	EPA, 1991
Strontium-89	pCi/L	2E+01[h]	Final	EPA, 1977
Strontium-89/90[i]	pCi/L	8E+00	Final	CFR, 1991
Strontium-90	pCi/L	8E+00	Final	CFR, 1991
Technetium-99	pCi/L	9E+02	Final	EPA, 1977
Thorium-234	pCi/L	4.01E+02	Proposed	EPA, 1991
Tin-113	pCi/L	3E+02	Final	EPA, 1977
Zinc-65	pCi/L	3E+02	Final	EPA, 1977
Zirconium-95	pCi/L	2E+02	Final	EPA, 1977
Zirconium/Niobium-95[i]	pCi/L	2E+02	Final	EPA, 1977

The following standards for alpha-emitting radionuclides are not per se regulatory maximum contaminant levels. They represent the level at which consumption of 2 liters per day of water containing only one radionuclide would be expected to yield a lifetime cancer incidence risk of 1×10^{-4}. See EPA (1991) for details.

Americium-241	pCi/L	6.34E+00	Proposed	EPA, 1991
Americium-243	pCi/L	6.37E+00	Proposed	EPA, 1991
Curium-242	pCi/L	1.33E+02	Proposed	EPA, 1991
Curium-243	pCi/L	8.3E+00	Proposed	EPA, 1991
Curium-244	pCi/L	9.84E+00	Proposed	EPA, 1991
Curium-246	pCi/L	6.27E+00	Proposed	EPA, 1991
Neptunium-237	pCi/L	7.06E+00	Proposed	EPA, 1991
Plutonium-238	pCi/L	7.02E+00	Proposed	EPA, 1991
Plutonium-239	pCi/L	6.21E+01	Proposed	EPA, 1991
Plutonium-239/240[i]	pCi/L	6.21E+01	Proposed	EPA, 1991
Plutonium-240	pCi/L	6.22E+01	Proposed	EPA, 1991
Plutonium-242	pCi/L	6.54E+01	Proposed	EPA, 1991
Thorium-228	pCi/L	1.25E+02	Proposed	EPA, 1991
Thorium-230	pCi/L	7.92E+01	Proposed	EPA, 1991
Thorium-232	pCi/L	8.8E+01	Proposed	EPA, 1991
Uranium-233/234[i]	pCi/L	1.38E+01	Proposed	EPA, 1991
Uranium-234	pCi/L	1.39E+01	Proposed	EPA, 1991
Uranium-235	pCi/L	1.45E+01	Proposed	EPA, 1991
Uranium-238	pCi/L	1.46E+01	Proposed	EPA, 1991

[a] This value is the lower of two proposed levels.
[b] This value is the drinking water standard for total trihalomethanes (the sum of bromoform, bromodichloromethane, chloroform, and dibromochloromethane).
[c] The standard given is for gross alpha including radium-226 but excluding radon and uranium. EPA (1991) has proposed the same value as a gross alpha standard excluding radium-226 as well as uranium and radon-222.
[d] This is the screening level above which providers of public drinking water should perform analyses for specific man-made radionuclides. The total dose from all such radionuclides is subject to the 4 mrem ede/yr standard.
[e] Analyses were conducted in 1992 for the following: PCB 1016, PCB 1221, PCB 1232, PCB 1242, PCB 1248, PCB 1254, and PCB 1260.
[f] The standard currently in effect for radium is that for total radium (as radium-226 plus radium-228). The values used in this document for the individual radionuclides, while higher, are lower than a proposed standard (EPA, 1991) of 20 pCi/L for each.
[g] The Environmental Protection Department/Environmental Monitoring Section uses the proposed standard because it is a lower value; the final primary drinking water standard in 1977 may have been in error.
[h] This value is the lower of two levels given for strontium-89.
[i] For double radionuclide analyses where each separate radionuclide has its own standard, the more stringent standard is used.

References

CFR (Code of Federal Regulations), 1991. *National Primary Drinking Water Regulations*, **40 CFR, Part 141**, pp. 578–715. Washington, DC.

EPA (U.S. Environmental Protection Agency), 1977. **National Interim Primary Drinking Water Regulations**, EPA-570/9-76-003. Washington, DC.

EPA (U.S. Environmental Protection Agency), 1986. *Water Pollution Control; National Primary Drinking Water Regulations, Radionuclides (Proposed)*, **Federal Register**, September 30, 1986, pp. 34835–34862. Washington, DC.

EPA (U.S. Environmental Protection Agency), 1990. *National Primary and Secondary Drinking Water Regulations; Synthetic Organic Chemicals and Inorganic Chemicals; Proposed Rule*, **Federal Register**, July 25, 1990, pp. 30369–30448. Washington, DC.

EPA (U.S. Environmental Protection Agency), 1991. *National Primary Drinking Water Regulations; Radionuclides; Proposed Rule*, **Federal Register**, July 18, 1991, pp. 33052–33127. Washington, DC.

Appendix B – Flagging Criteria

Flagging Criteria

Beginning in 1991, the Savannah River Site Environmental Protection Department/Environmental Monitoring Section modified its guidelines for flagging constituents in the Groundwater Monitoring Program. These flagging criteria are as follows:

- Flag 2 criteria for constituents equal the U.S. Environmental Protection Agency (EPA) Primary Drinking Water Standard (PDWS), the EPA proposed PDWS, or the EPA Secondary Drinking Water Standard (SDWS). If a constituent does not have a drinking water standard, the Flag 2 criterion equals 10 times the method detection limit (MDL) calculated as the 90th percentile detection limit obtained recently by one of the primary analytical laboratories.

- Flag 1 criteria for constituents equal one-half of the EPA PDWS, one-half the EPA proposed PDWS, or one-half the EPA SDWS. If a constituent does not have an EPA drinking water standard, the Flag 1 criterion equals 5 times the MDL calculated as the 90th percentile detection limit obtained recently by one of the primary analytical laboratories.

- Flag 0 criteria are assigned to constituent levels below Flag 1 criteria, constituent levels below the sample detection limits, or constituents having no flagging criteria.

The following parameters are not assigned flagging criteria: alkalinity, calcium, carbonate, color, corrosivity, magnesium, odor, potassium, Eh, silica, sodium, total dissolved solids, total phosphorus, total phosphates (as P), and turbidity. In addition, common laboratory contaminants and cleaners including phthalates, methylene chloride, ketones, and toluene are not assigned flagging criteria.

Analyte	Unit	Flag 1	Flag 2	Source
Acenaphthene	µg/L	50	100	EPA Method 8270
Acenaphthylene	µg/L	50	100	EPA Method 8270
Acetone	µg/L	50	100	EPA Method 8240
Acetonitrile (Methyl cyanide)	µg/L	500	1,000	EPA Method 8240
Acetophenone	µg/L	50	100	EPA Method 8270
2-Acetylaminofluorene	µg/L	50	100	EPA Method 8270
Acrolein	µg/L	100	200	EPA Method 8240
Acrylonitrile	µg/L	100	200	EPA Method 8240
Aldrin	µg/L	2.5	5	EPA Method 8080
Alkalinity (as $CaCO_3$)		No flag	No flag	Set by EPD/EMS
Allyl chloride	µg/L	250	500	EPA Method 8240
Aluminum	µg/L	25	50	Secondary DWS (CFR, 1991b)
Americium-241	pCi/L	3.17E+00	6.34E+00	Proposed DWS (EPA, 1991)
Americium-243	pCi/L	3.19E+00	6.37E+00	Proposed DWS (EPA, 1991)
4-Aminobiphenyl	µg/L	50	100	EPA Method 8270
Ammonia	µg/L	500	1,000	APHA Method 417B
Ammonia nitrogen	µg/L	50	100	EPA Method 350.1
Aniline	µg/L	50	100	EPA Method 8270
Anthracene	µg/L	50	100	EPA Method 8270
Antimony	µg/L	2.5	5	Proposed DWS (EPA, 1990)
Antimony-125	pCi/L	1.5E+02	3E+02	Final DWS (EPA, 1977)
Aramite	µg/L	50	100	EPA Method 8270

Analyte	Unit	Flag 1	Flag 2	Source
Arsenic	µg/L	25	50	Final DWS (CFR, 1991a)
Barium	µg/L	1,000	2,000	Final DWS (CFR, 1991a)
Barium-140	pCi/L	4.5E+01	9E+01	Final DWS (EPA, 1977)
Benzene	µg/L	2.5	5	Final DWS (CFR, 1991a)
alpha-Benzene hexachloride	µg/L	2.5	5	EPA Method 8080
beta-Benzene hexachloride	µg/L	2.5	5	EPA Method 8080
delta-Benzene hexachloride	µg/L	2.5	5	EPA Method 8080
Benzidine	µg/L	250	500	EPA Method 8270
Benzo[*a*]anthracene	µg/L	0.05	0.1	Proposed DWS (EPA, 1990)
Benzo[*b*]fluoranthene	µg/L	0.1	0.2	Proposed DWS (EPA, 1990)
Benzo[*k*]fluoranthene	µg/L	0.1	0.2	Proposed DWS (EPA, 1990)
Benzo[*g,h,i*]perylene	µg/L	50	100	EPA Method 8270
Benzo[*a*]pyrene	µg/L	0.1	0.2	Proposed DWS (EPA, 1990)
Benzoic acid	µg/L	250	500	EPA Method 8270
1,4-Benzoquinone	µg/L	50	100	EPA Method 8270
Benzyl alcohol	µg/L	100	200	EPA Method 8270
Beryllium	µg/L	0.5	1	Proposed DWS (EPA, 1990)
Beryllium-7	pCi/L	3E+03	6E+03	Final DWS (EPA, 1977)
Bis(2-chloroethoxy) methane	µg/L	50	100	EPA Method 8270
Bis(2-chloroethyl) ether	µg/L	50	100	EPA Method 8270
Bis(2-chloroisopropyl) ether	µg/L	50	100	EPA Method 8270
Bis(chloromethyl) ether	µg/L	50	100	EPA Method 8270
Bis(chloromethyl-ethyl) ether	µg/L	50	100	EPA Method 8270
Bis(2-ethylhexyl) phthalate		No flag	No flag	Set by EPD/EMS
Bromide	µg/L	5,000	10,000	EPA Method 300.0
Bromodichloromethane	µg/L	50	100	Final DWS (CFR, 1991a)
Bromoform	µg/L	50	100	Final DWS (CFR, 1991a)
Bromomethane (Methyl bromide)	µg/L	5	10	EPA Method 8240
4-Bromophenyl phenyl ether	µg/L	50	100	EPA Method 8270
2-sec-Butyl-4,6-dinitrophenol	µg/L	3.5	7	Proposed DWS (EPA, 1990)
Butylbenzyl phthalate		No flag	No flag	Set by EPD/EMS
Cadmium	µg/L	2.5	5	Final DWS (CFR, 1991a)
Calcium		No flag	No flag	Set by EPD/EMS
Carbon disulfide	µg/L	5	10	EPA Method 8240
Carbon tetrachloride	µg/L	2.5	5	Final DWS (CFR, 1991a)
Carbon-14	pCi/L	1E+03	2E+03	Final DWS (EPA, 1977)
Carbonate	µg/L	500	1,000	EPA Method 310.1
Cerium-141	pCi/L	1.5E+02	3E+02	Final DWS (EPA, 1977)
Cerium-144	pCi/L	1.31E+02	2.61E+02	Proposed DWS (EPA, 1991)
Cesium-134	pCi/L	4.07E+01	8.13E+01	Proposed DWS (EPA, 1991)
Cesium-137	pCi/L	1E+02	2E+02	Final DWS (EPA, 1977)
Chlordane	µg/L	1	2	Final DWS (CFR, 1991a)
Chloride	µg/L	125,000	250,000	Secondary DWS (CFR, 1991b)
4-Chloroaniline	µg/L	50	100	EPA Method 8270
Chlorobenzene	µg/L	5	10	EPA Method 8240
Chlorobenzilate	µg/L	50	100	EPA Method 8270
Chloroethane	µg/L	5	10	EPA Method 8240
Chloroethene (Vinyl chloride)	µg/L	1	2	Final DWS (CFR, 1991a)
Chloroethyl vinyl ether	µg/L	5	10	EPA Method 8240
2-Chloroethyl vinyl ether	µg/L	5	10	EPA Method 8240
Chloroform	µg/L	50	100	Final DWS (CFR, 1991a)
para-Chloro-meta-cresol	µg/L	50	100	EPA Method 8270
Chloromethane (Methyl chloride)	µg/L	5	10	EPA Method 8240
2-Chloronaphthalene	µg/L	50	100	EPA Method 8240
2-Chlorophenol	µg/L	50	100	EPA Method 8270

Analyte	Unit	Flag 1	Flag 2	Source
4-Chlorophenyl phenyl ether	µg/L	50	100	EPA Method 8270
Chloroprene	µg/L	1,000	2,000	EPA Method 8240
Chromium	µg/L	50	100	Final DWS (CFR, 1991a)
Chromium-51	pCi/L	3E+03	6E+03	Final DWS (EPA, 1977)
Chrysene	µg/L	0.1	0.2	Proposed DWS (EPA, 1990)
Cobalt	µg/L	20	40	EPA Method 6010
Cobalt-57	pCi/L	5E+02	1E+03	Final DWS (EPA, 1977)
Cobalt-58	pCi/L	4.5E+03	9E+03	Final DWS (EPA, 1977)
Cobalt-60	pCi/L	5E+01	1E+02	Final DWS (EPA, 1977)
Color		No flag	No flag	Set by EPD/EMS
Copper	µg/L	650	1,300	Final DWS (CFR, 1991a)
Corrosivity		No flag	No flag	Set by EPD/EMS
m-Cresol (3-Methylphenol)	µg/L	50	100	EPA Method 8270
o-Cresol (2-Methylphenol)	µg/L	50	100	EPA Method 8270
p-Cresol (4-Methylphenol)	µg/L	50	100	EPA Method 8270
Curium-242	pCi/L	6.65E+01	1.33E+02	Proposed DWS (EPA, 1991)
Curium-243	pCi/L	4.15E+00	8.3E+00	Proposed DWS (EPA, 1991)
Curium-244	pCi/L	4.92E+00	9.84E+00	Proposed DWS (EPA, 1991)
Curium-246	pCi/L	3.14E+00	6.27E+00	Proposed DWS (EPA, 1991)
Cyanide	µg/L	100	200	Proposed DWS (EPA, 1990)
p,p'-DDD	µg/L	2.5	5	EPA Method 8080
p,p'-DDE	µg/L	2.5	5	EPA Method 8080
p,p'-DDT	µg/L	2.5	5	EPA Method 8080
Di-n-butyl phthalate		No flag	No flag	Set by EPD/EMS
Di-n-octyl phthalate		No flag	No flag	Set by EPD/EMS
Diallate	µg/L	50	100	EPA Method 8270
Dibenz[*a,h*]anthracene	µg/L	0.15	0.3	Proposed DWS (EPA, 1990)
Dibenzofuran	µg/L	50	100	EPA Method 8270
Dibromochloromethane	µg/L	50	100	Final DWS (CFR, 1991a)
Dibromochloropropane	µg/L	0.1	0.2	Final DWS (CFR, 1991a)
1,2-Dibromo-3-chloropropane	µg/L	250	500	EPA Method 8240
1,2-Dibromoethane	µg/L	100	200	EPA Method 8240
Dibromomethane (Methylene bromide)	µg/L	5	10	EPA Method 8240
1,2-Dichlorobenzene	µg/L	300	600	Final DWS (CFR, 1991a)
1,3-Dichlorobenzene	µg/L	50	100	EPA Method 8270
1,4-Dichlorobenzene	µg/L	37.5	75	Final DWS (CFR, 1991a)
3,3'-Dichlorobenzidine	µg/L	50	100	EPA Method 8270
trans-1,4-Dichloro-2-butene	µg/L	150	300	EPA Method 8240
Dichlorodifluoromethane	µg/L	5	10	EPA Method 8240
1,1-Dichloroethane	µg/L	5	10	EPA Method 8240
1,2-Dichloroethane	µg/L	2.5	5	Final DWS (CFR, 1991a)
cis-1,2-Dichloroethene	µg/L	35	70	Final DWS (CFR, 1991a)
1,1-Dichloroethylene	µg/L	3.5	7	Final DWS (CFR, 1991a)
1,2-Dichloroethylene	µg/L	25	50	EPA Method 8240
trans-1,2-Dichloroethylene	µg/L	50	100	Final DWS (CFR, 1991a)
Dichloromethane (Methylene chloride)		No flag	No flag	Set by EPD/EMS
2,4-Dichlorophenol	µg/L	50	100	EPA Method 8270
2,6-Dichlorophenol	µg/L	50	100	EPA Method 8270
2,4-Dichlorophenoxyacetic acid	µg/L	35	70	Final DWS (CFR, 1991a)
1,2-Dichloropropane	µg/L	2.5	5	Final DWS (CFR, 1991a)
cis-1,3-Dichloropropene	µg/L	5	10	EPA Method 8240
trans-1,3-Dichloropropene	µg/L	5	10	EPA Method 8240
Dieldrin	µg/L	2.5	5	EPA Method 8080

Analyte	Unit	Flag 1	Flag 2	Source
Diethyl phthalate		No flag	No flag	Set by EPD/EMS
Dimethoate	µg/L	50	100	EPA Method 8270
p-Dimethylaminoazobenzene	µg/L	50	100	EPA Method 8270
p-(Dimethylamino)ethylbenzene	µg/L	50	100	EPA Method 8270
7,12-Dimethylbenz[a]anthracene	µg/L	50	100	EPA Method 8270
3,3'-Dimethylbenzidine	µg/L	50	100	EPA Method 8270
a,a-Dimethylphenethylamine	µg/L	50	100	EPA Method 8270
2,4-Dimethyl phenol	µg/L	50	100	EPA Method 8270
Dimethyl phthalate		No flag	No flag	Set by EPD/EMS
1,3-Dinitrobenzene	µg/L	50	100	EPA Method 8270
4,6-Dinitro-ortho-cresol	µg/L	250	500	EPA Method 8270
2,4-Dinitrophenol	µg/L	250	500	EPA Method 8270
2,4-Dinitrotoluene	µg/L	50	100	EPA Method 8270
2,6-Dinitrotoluene	µg/L	50	100	EPA Method 8270
1,4-Dioxane	µg/L	50	100	EPA Method 8270
Diphenylamine	µg/L	50	100	EPA Method 8270
1,2-Diphenylhydrazine	µg/L	50	100	EPA Method 8270
Dissolved organic carbon	µg/L	5,000	10,000	EPA Method 9060
Disulfoton	µg/L	50	100	EPA Method 8270
Eh		No flag	No flag	Set by EPD/EMS
alpha-Endosulfan	µg/L	50	100	EPA Method 8270
beta-Endosulfan	µg/L	50	100	EPA Method 8270
Endosulfan I	µg/L	2.5	5	EPA Method 8080
Endosulfan II	µg/L	2.5	5	EPA Method 8080
Endosulfan sulfate	µg/L	2.5	5	EPA Method 8080
Endrin	µg/L	0.1	0.2	Final DWS (CFR, 1991a)
Endrin aldehyde	µg/L	2.5	5	EPA Method 8080
Endrin ketone		No flag	No flag	Set by EPD/EMS
Ethyl methacrylate	µg/L	50	100	EPA Method 8270
Ethyl methanesulfonate	µg/L	50	100	EPA Method 8270
Ethylbenzene	µg/L	350	700	Final DWS (CFR, 1991a)
Europium-154	pCi/L	1E+02	2E+02	Final DWS (EPA, 1977)
Europium-155	pCi/L	3E+02	6E+02	Final DWS (EPA, 1977)
Famphur	µg/L	50	100	EPA Method 8270
Fluoranthene	µg/L	50	100	EPA Method 8270
Fluorene	µg/L	50	100	EPA Method 8270
Fluoride	µg/L	2,000	4,000	Final DWS (CFR, 1991a)
Gross alpha	pCi/L	7.5E+00	1.5E+01	Final DWS (CFR, 1991a)
Heptachlor	µg/L	0.2	0.4	Final DWS (CFR, 1991a)
Heptachlor epoxide	µg/L	0.1	0.2	Final DWS (CFR, 1991a)
Heptachlorodibenzo-p-dioxin isomers	µg/L	0.00325	0.0065	EPA Method 8280
1,2,3,4,6,7,8-Heptachlorodibenzo-p-dioxin	µg/L	0.00325	0.0065	EPA Method 8280
Heptachlorodibenzo-p-furan isomers	µg/L	0.00225	0.0045	EPA Method 8280
1,2,3,4,6,7,8-Heptachlorodibenzo-p-furan	µg/L	0.00225	0.0045	EPA Method 8280
Hexachlorobenzene	µg/L	0.5	1	Proposed DWS (EPA, 1990)
Hexachlorobutadiene	µg/L	50	100	EPA Method 8270
Hexachlorocyclopentadiene	µg/L	25	50	Proposed DWS (EPA, 1990)
Hexachlorodibenzo-p-dioxin isomers	µg/L	0.00225	0.0045	EPA Method 8280
1,2,3,4,7,8-Hexachlorodibenzo-p-dioxin	µg/L	0.00225	0.0045	EPA Method 8280
Hexachlorodibenzo-p-furan isomers	µg/L	0.002	0.004	EPA Method 8280

Analyte	Unit	Flag 1	Flag 2	Source
1,2,3,4,7,8-Hexachlorodibenzo-p-furan	µg/L	0.002	0.004	EPA Method 8280
Hexachloroethane	µg/L	50	100	EPA Method 8270
Hexachlorophene	µg/L	250	500	EPA Method 8270
Hexachloropropene	µg/L	50	100	EPA Method 8270
2-Hexanone	µg/L	100	200	EPA Method 8240
Indeno[*1,2,3-c,d*]pyrene	µg/L	50	100	EPA Method 8270
Iodine	µg/L	500	1,000	EPA Method 415
Iodine-129	pCi/L	5E-01	1E+00	Final DWS (EPA, 1977)
Iodine-131	pCi/L	1.5E+00	3E+00	Final DWS (EPA, 1977)
Iodomethane (Methyl iodide)	µg/L	75	150	EPA Method 8240
Iron	µg/L	150	300	Secondary DWS (CFR, 1991b)
Iron-55	pCi/L	1E+03	2E+03	Final DWS (EPA, 1977)
Iron-59	pCi/L	1E+02	2E+02	Final DWS (EPA, 1977)
Isobutyl alcohol	µg/L	500	1,000	EPA Method 8240
Isodrin	µg/L	50	100	EPA Method 8270
Isophorone	µg/L	50	100	EPA Method 8270
Isosafrole	µg/L	50	100	EPA Method 8270
Kepone	µg/L	50	100	EPA Method 8270
Lanthanum-140	pCi/L	3E+01	6E+01	Final DWS (EPA, 1977)
Lead	µg/L	7.5	15	Final DWS (CFR, 1991a)
Lindane	µg/L	0.1	0.2	Final DWS (CFR, 1991a)
Lithium	µg/L	25	50	EPA Method 6010
Magnesium		No flag	No flag	Set by EPD/EMS
Manganese	µg/L	25	50	Secondary DWS (CFR, 1991b)
Manganese-54	pCi/L	1.5E+02	3E+02	Final DWS (EPA, 1977)
Mercury	µg/L	1	2	Final DWS (CFR, 1991a)
Methacrylonitrile	µg/L	250	500	EPA Method 8240
Methapyrilene	µg/L	50	100	EPA Method 8270
Methoxychlor	µg/L	20	40	Final DWS (CFR, 1991a)
3-Methylcholanthrene	µg/L	50	100	EPA Method 8270
2-Methyl-4,6-dinitrophenol	µg/L	250	500	EPA Method 8270
Methyl ethyl ketone		No flag	No flag	Set by EPD/EMS
Methyl isobutyl ketone		No flag	No flag	Set by EPD/EMS
Methyl methacrylate	µg/L	50	100	EPA Method 8270
Methyl methanesulfonate	µg/L	50	100	EPA Method 8270
2-Methylnaphthalene	µg/L	50	100	EPA Method 8270
Molybdenum	µg/L	250	500	EPA Method 6010
Naphthalene	µg/L	50	100	EPA Method 8270
1,4-Naphthoquinone	µg/L	50	100	EPA Method 8270
1-Naphthylamine	µg/L	50	100	EPA Method 8270
2-Naphthylamine	µg/L	50	100	EPA Method 8270
Neptunium-237	pCi/L	3.53E+00	7.06E+00	Proposed DWS (EPA, 1991)
Nickel	µg/L	50	100	Proposed DWS (EPA, 1990)
Nickel-59	pCi/L	1.5E+02	3E+02	Final DWS (EPA, 1977)
Nickel-63	pCi/L	2.5E+01	5E+01	Final DWS (EPA, 1977)
Niobium-95	pCi/L	1.5E+02	3E+02	Final DWS (EPA, 1977)
Nitrate as nitrogen	µg/L	5,000	10,000	Final DWS (CFR, 1991a)
Nitrate-nitrite as nitrogen	µg/L	5,000	10,000	Final DWS (CFR, 1991a)
Nitrite as nitrogen	µg/L	500	1,000	Final DWS (CFR, 1991a)
2-Nitroaniline	µg/L	50	100	EPA Method 8270
3-Nitroaniline	µg/L	50	100	EPA Method 8270
4-Nitroaniline	µg/L	50	100	EPA Method 8270
Nitrobenzene	µg/L	50	100	EPA Method 8270
Nitrogen by Kjeldahl method	µg/L	500	1,000	EPA Method 351.2

Analyte	Unit	Flag 1	Flag 2	Source
2-Nitrophenol	µg/L	50	100	EPA Method 8270
4-Nitrophenol	µg/L	50	100	EPA Method 8270
4-Nitroquinoline-1-oxide	µg/L	50	100	EPA Method 8270
N-Nitrosodi-n-butylamine	µg/L	50	100	EPA Method 8270
N-Nitrosodiethylamine	µg/L	50	100	EPA Method 8270
N-Nitrosodimethylamine	µg/L	50	100	EPA Method 8270
N-Nitrosodiphenylamine	µg/L	50	100	EPA Method 8270
N-Nitrosodi-propylamine	µg/L	50	100	EPA Method 8270
N-Nitrosomethylethylamine	µg/L	50	100	EPA Method 8270
N-Nitrosomorpholine	µg/L	50	100	EPA Method 8270
N-Nitrosopiperidine	µg/L	50	100	EPA Method 8270
N-Nitrosopyrrolidine	µg/L	50	100	EPA Method 8270
5-Nitro-o-toluidine	µg/L	50	100	EPA Method 8270
Nonvolatile beta	pCi/L	2.5E+01	5E+01	Proposed DWS (EPA, 1986)
Octachlorodibenzo-p-dioxin isomers	µg/L	0.005	0.01	EPA Method 8280
Octachlorodibenzo-p-furan isomers	µg/L	0.005	0.01	EPA Method 8280
Odor		No flag	No flag	Set by EPD/EMS
Oil & Grease	µg/L	5,000	10,000	EPA Method 413.1
Parathion	µg/L	2.5	5	EPA Method 8080
Parathion methyl	µg/L	2.5	5	EPA Method 8080
PCB 1016	µg/L	0.25	0.5	Final DWS (CFR, 1991a)
PCB 1221	µg/L	0.25	0.5	Final DWS (CFR, 1991a)
PCB 1232	µg/L	0.25	0.5	Final DWS (CFR, 1991a)
PCB 1242	µg/L	0.25	0.5	Final DWS (CFR, 1991a)
PCB 1248	µg/L	0.25	0.5	Final DWS (CFR, 1991a)
PCB 1254	µg/L	0.25	0.5	Final DWS (CFR, 1991a)
PCB 1260	µg/L	0.25	0.5	Final DWS (CFR, 1991a)
PCB 1262	µg/L	0.25	0.5	Final DWS (CFR, 1991a)
Pentachlorobenzene	µg/L	50	100	EPA Method 8270
Pentachlorodibenzo-p-dioxin isomers	µg/L	0.00275	0.0055	EPA Method 8280
1,2,3,7,8-Pentachlorodibenzo-p-dioxin	µg/L	0.00275	0.0055	EPA Method 8280
Pentachlorodibenzo-p-furan isomers	µg/L	0.00275	0.0055	EPA Method 8280
1,2,3,7,8-Pentachlorodibenzo-p-furan	µg/L	0.00275	0.0055	EPA Method 8280
Pentachloroethane	µg/L	50	100	EPA Method 8270
Pentachloronitrobenzene	µg/L	50	100	EPA Method 8270
Pentachlorophenol	µg/L	0.5	1	Final DWS (CFR, 1991a)
pH	pH	8	10	Set by EPD/EMS
pH	pH	4	3	Set by EPD/EMS
Phenacetin	µg/L	50	100	EPA Method 8270
Phenanthrene	µg/L	50	100	EPA Method 8270
Phenol	µg/L	50	100	EPA Method 8270
Phenols	µg/L	25	50	EPA Method 420.1
p-Phenylenediamine	µg/L	50	100	EPA Method 8270
Phorate	µg/L	2.5	5	EPA Method 8080
2-Picoline	µg/L	50	100	EPA Method 8270
Plutonium-238	pCi/L	3.51E+00	7.02E+00	Proposed DWS (EPA, 1991)
Plutonium-239	pCi/L	3.11E+01	6.21E+01	Proposed DWS (EPA, 1991)
Plutonium-239/240[a]	pCi/L	3.11E+01	6.21E+01	Proposed DWS (EPA, 1991)
Plutonium-240	pCi/L	3.11E+01	6.22E+01	Proposed DWS (EPA, 1991)
Plutonium-241	pCi/L	3.13E+01	6.26E+01	Proposed DWS (EPA, 1991)
Plutonium-242	pCi/L	3.27E+01	6.54E+01	Proposed DWS (EPA, 1991)
Potassium		No flag	No flag	Set by EPD/EMS

Analyte	Unit	Flag 1	Flag 2	Source
Potassium-40	pCi/L	1.5E+02	3E+02	Proposed DWS (EPA, 1986)
Pronamid	µg/L	50	100	EPA Method 8270
Propionitrile	µg/L	1,000	2,000	EPA Method 8240
Pyrene	µg/L	50	100	EPA Method 8270
Pyridine	µg/L	50	100	EPA Method 8270
Radium-226	pCi/L	7.85E+00	1.57E+01	Proposed DWS (EPA, 1991)
Radium-228	pCi/L	3.93E+00	7.85E+00	Proposed DWS (EPA, 1991)
Radon-222	pCi/L	1.5E+02	3E+02	Proposed DWS (EPA, 1991)
Ruthenium-103	pCi/L	1E+02	2E+02	Final DWS (EPA, 1977)
Ruthenium-106	pCi/L	1.5E+01	3E+01	Final DWS (EPA, 1977)
Safrole	µg/L	50	100	EPA Method 8270
Selenium	µg/L	25	50	Final DWS (CFR, 1991a)
Silica		No flag	No flag	Set by EPD/EMS
Silver	µg/L	25	50	Final DWS (CFR, 1991a)
Sodium		No flag	No flag	Set by EPD/EMS
Sodium-22	pCi/L	2.33E+02	4.66E+02	Proposed DWS (EPA, 1991)
Specific conductance	µS/cm	250	500	Set by EPD/EMS
Strontium-89	pCi/L	1E+01	2E+01	Final DWS (EPA, 1977)
Strontium-89/90[a]	pCi/L	4E+00	8E+00	Final DWS (CFR, 1991a)
Strontium-90	pCi/L	4E+00	8E+00	Final DWS (CFR, 1991a)
Styrene	µg/L	50	100	Final DWS (CFR, 1991a)
Sulfate	µg/L	200,000	400,000	Proposed DWS (EPA, 1990)
Sulfide	µg/L	5,000	10,000	EPA Method 9030
Sulfotepp	µg/L	50	100	EPA Method 8270
Surfactants		No flag	No flag	Set by EPD/EMS
2,3,7,8-TCDD	µg/L	0.00225	0.0045	EPA Method 8280
2,3,7,8-TCDF	µg/L	0.002	0.004	EPA Method 8280
Technetium-99	pCi/L	4.5E+02	9E+02	Final DWS (EPA, 1977)
1,2,4,5-Tetrachlorobenzene	µg/L	50	100	EPA Method 8270
Tetrachlorodibenzo-p-dioxin isomers	µg/L	0.00225	0.0045	EPA Method 8280
Tetrachlorodibenzo-p-furan isomers	µg/L	0.002	0.004	EPA Method 8280
1,1,1,2-Tetrachloroethane	µg/L	5	10	EPA Method 8240
1,1,2,2-Tetrachloroethane	µg/L	5	10	EPA Method 8240
Tetrachloroethylene	µg/L	2.5	5	Final DWS (CFR, 1991a)
2,3,4,6-Tetrachlorophenol	µg/L	50	100	EPA Method 8270
Tetraethyl dithiopyrophosphate	µg/L	50	100	EPA Method 8270
Thallium	µg/L	0.5	1	Proposed DWS (EPA, 1990)
Thionazin	µg/L	50	100	EPA Method 8270
Thorium-228	pCi/L	6.25E+01	1.25E+02	Proposed DWS (EPA, 1991)
Thorium-230	pCi/L	3.96E+01	7.92E+01	Proposed DWS (EPA, 1991)
Thorium-232	pCi/L	4.4E+01	8.8E+01	Proposed DWS (EPA, 1991)
Thorium-234	pCi/L	2E+02	4.01E+02	Proposed DWS (EPA, 1991)
Tin	µg/L	10	20	EPA Method 282.2
Tin-113	pCi/L	1.5E+02	3E+02	Final DWS (EPA, 1977)
Toluene	µg/L	500	1,000	Final DWS (CFR, 1991a)
o-Toluidine	µg/L	50	100	EPA Method 8270
Total carbon	µg/L	5,000	10,000	EPA Method 9060
Total dissolved solids		No flag	No flag	Set by EPD/EMS
Total hydrocarbons	µg/L	5,000	10,000	EPA Method 418.1
Total inorganic carbon	µg/L	5,000	10,000	EPA Method 9060
Total organic carbon	µg/L	5,000	10,000	EPA Method 9060
Total organic halogens	µg/L	25	50	EPA Method 9020
Total organic nitrogen	µg/L	500	1,000	EPA Method 420

Analyte	Unit	Flag 1	Flag 2	Source
Total petroleum hydrocarbons	µg/L	5,000	10,000	EPA Method 418.1
Total phosphates (as P)		No flag	No flag	Set by EPD/EMS
Total phosphorus		No flag	No flag	Set by EPD/EMS
Total radium	pCi/L	2.5E+00	5E+00	Final DWS (CFR, 1991a)
Total silica	µg/L	500	1,000	EPA Method 6010
Total trihalomethanes	µg/L	50	100	Final DWS (CFR, 1991a)
Toxaphene	µg/L	1.5	3	Final DWS (CFR, 1991a)
2,4,5-TP (Silvex)	µg/L	25	50	Final DWS (CFR, 1991a)
Tributyl phosphate	µg/L	50	100	EPA Method 8270
1,2,4-Trichlorobenzene	µg/L	4.5	9	Proposed DWS (EPA, 1990)
1,1,1-Trichloroethane	µg/L	100	200	Final DWS (CFR, 1991a)
1,1,2-Trichloroethane	µg/L	2.5	5	Proposed DWS (EPA, 1990)
Trichloroethylene	µg/L	2.5	5	Final DWS (CFR, 1991a)
Trichlorofluoromethane	µg/L	5	10	EPA Method 8240
2,4,5-Trichlorophenol	µg/L	50	100	EPA Method 8270
2,4,6-Trichlorophenol	µg/L	50	100	EPA Method 8270
2,4,5-Trichlorophenoxyacetic acid	µg/L	2.5	5	EPA Method 8150
1,2,3-Trichloropropane	µg/L	5	10	EPA Method 8240
O,O,O-Triethyl phosphorothioate	µg/L	50	100	EPA Method 8270
1,3,5-Trinitrobenzene	µg/L	50	100	EPA Method 8270
Tritium	pCi/mL	1E+01	2E+01	Final DWS (CFR, 1991a)
Turbidity		No flag	No flag	Set by EPD/EMS
Uranium	µg/L	10	20	Proposed DWS (EPA, 1991)
Uranium alpha activity	pCi/L	1.5E+01	3E+01	Proposed DWS (EPA, 1991)
Uranium-233/234[a]	pCi/L	6.9E-00	1.38E+01	Proposed DWS (EPA, 1991)
Uranium-234	pCi/L	6.95E+00	1.39E+01	Proposed DWS (EPA, 1991)
Uranium-235	pCi/L	7.25E+00	1.45E+01	Proposed DWS (EPA, 1991)
Uranium-238	pCi/L	7.3E+00	1.46E+01	Proposed DWS (EPA, 1991)
Vanadium	µg/L	50	100	EPA Method 6010
Vinyl acetate	µg/L	5	10	EPA Method 8240
Xylenes	µg/L	5,000	10,000	Final DWS (CFR, 1991a)
Zinc	µg/L	2,500	5,000	Secondary DWS (CFR, 1991b)
Zinc-65	pCi/L	1.5E+02	3E+02	Final DWS (EPA, 1977)
Zirconium-95	pCi/L	1E+02	2E+02	Final DWS (EPA, 1977)
Zirconium/Niobium-95[a]	pCi/L	1E+02	2E+02	Final DWS (EPA, 1977)

[a] For double radionuclide analyses where each separate radionuclide has its own standard, the more stringent standard is used.

References

APHA (American Public Health Association, American Water Works Association, and Water Pollution Control Federation), 1985. **Standard Methods for the Examination of Water and Wastewater**, 16th edition. Washington, DC.

CFR (Code of Federal Regulations), 1991a. *National Primary Drinking Water Regulations,* **40 CFR, Part 141**, pp. 578–715. Washington, DC.

CFR (Code of Federal Regulations), 1991b. *National Secondary Drinking Water Regulations,* **40 CFR, Part 143**, pp. 758–762. Washington, DC.

EPA (U.S. Environmental Protection Agency), 1977. **National Interim Primary Drinking Water Regulations**, EPA-570/9-76-003. Washington, DC.

EPA (U.S. Environmental Protection Agency), 1986. *Water Pollution Control; National Primary Drinking Water Regulations, Radionuclides (Proposed).* **Federal Register**, September 30, 1986, pp. 34836-34862. Washington, DC.

EPA (U.S. Environmental Protection Agency), 1990. *National Primary and Secondary Drinking Water Regulations; Synthetic Organic Chemicals and Inorganic Chemicals (Proposed Rule).* **Federal Register**, July 25, 1990, pp. 30369-30448. Washington, DC.

EPA (U.S. Environmental Protection Agency), 1991. *National Primary Drinking Water Regulations; Radionuclides; Proposed Rule.* **Federal Register**, July 18, 1991, pp. 33052-33127. Washington, DC.

Appendix C – Figures

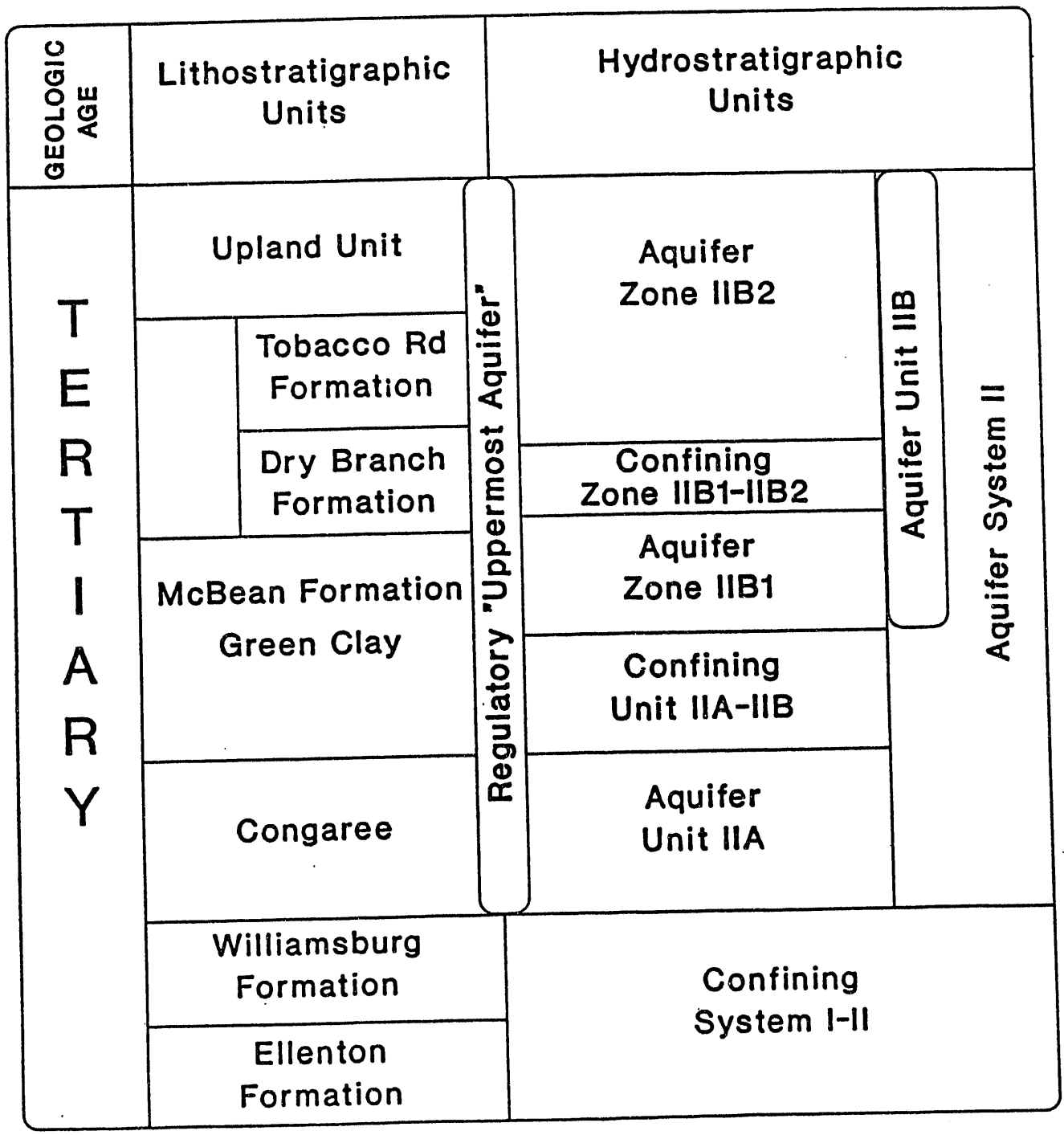

Source: WSRC, 1990a, 1990b.

Figure 1. Site-Specific Hydrostratigraphic Nomenclature

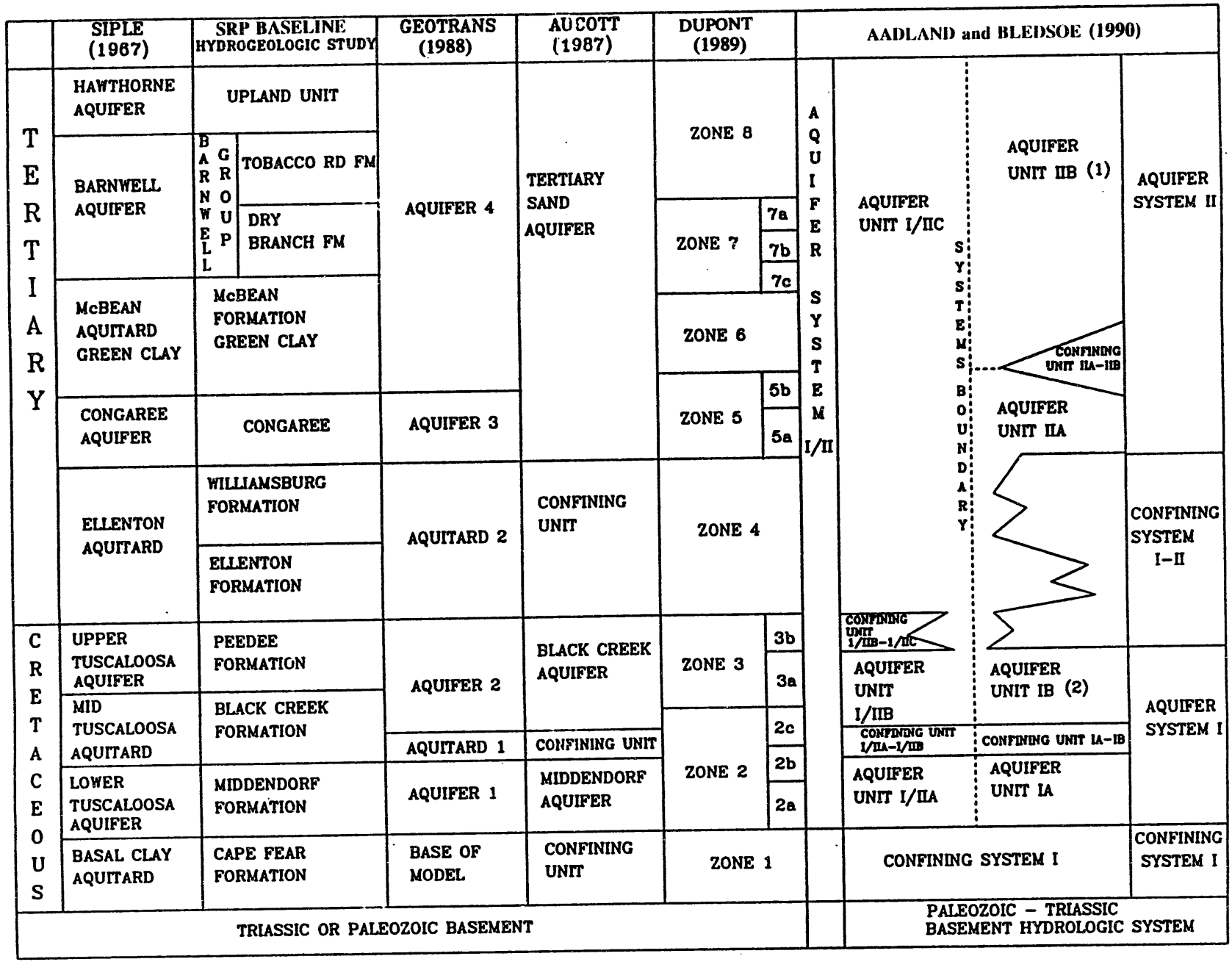

Figure 2. Regional Correlation of Hydrostratigraphic and Lithostratigraphic Nomenclatures

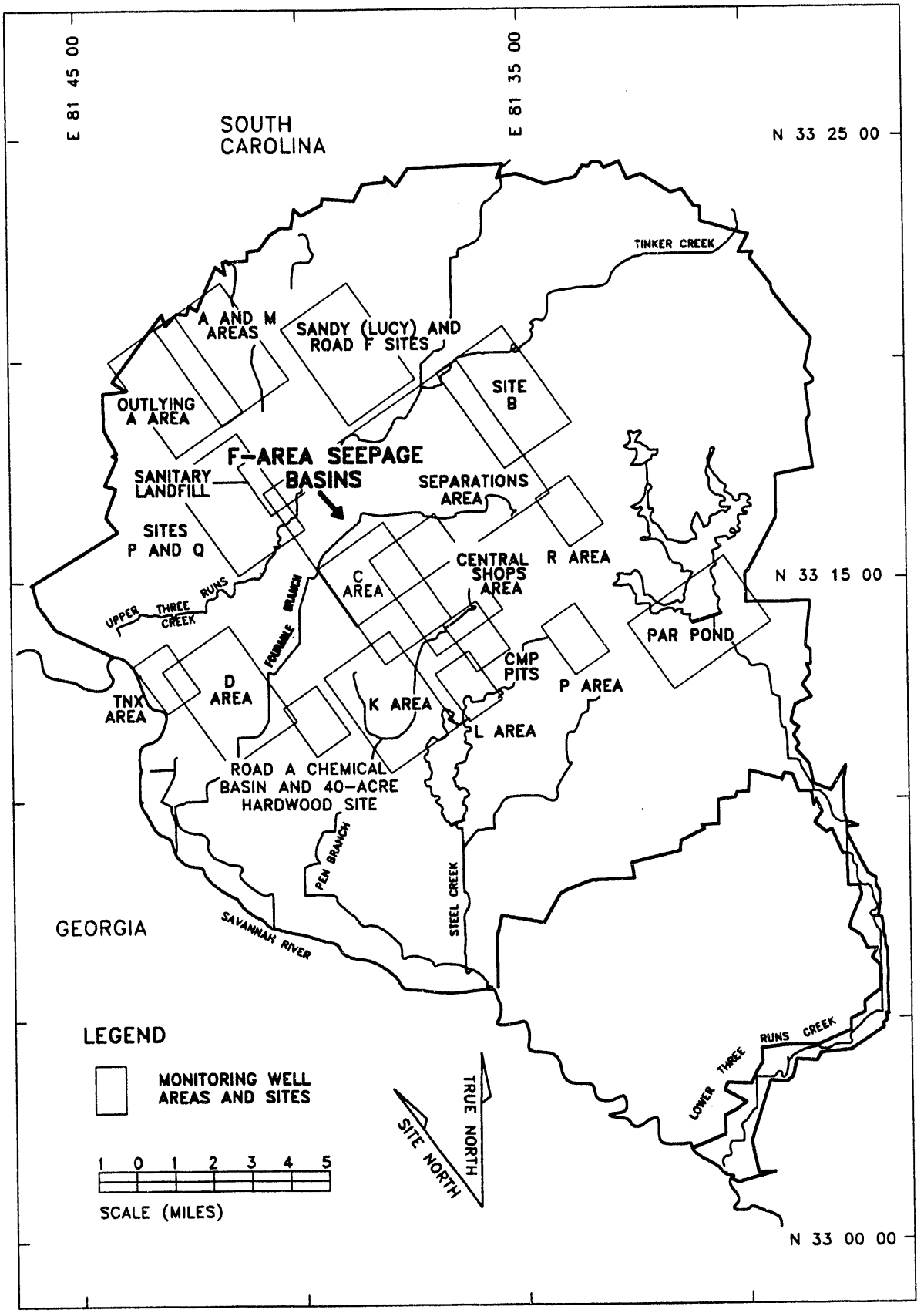

Figure 3. Location of the F-Area Seepage Basins at the Savannah River Site

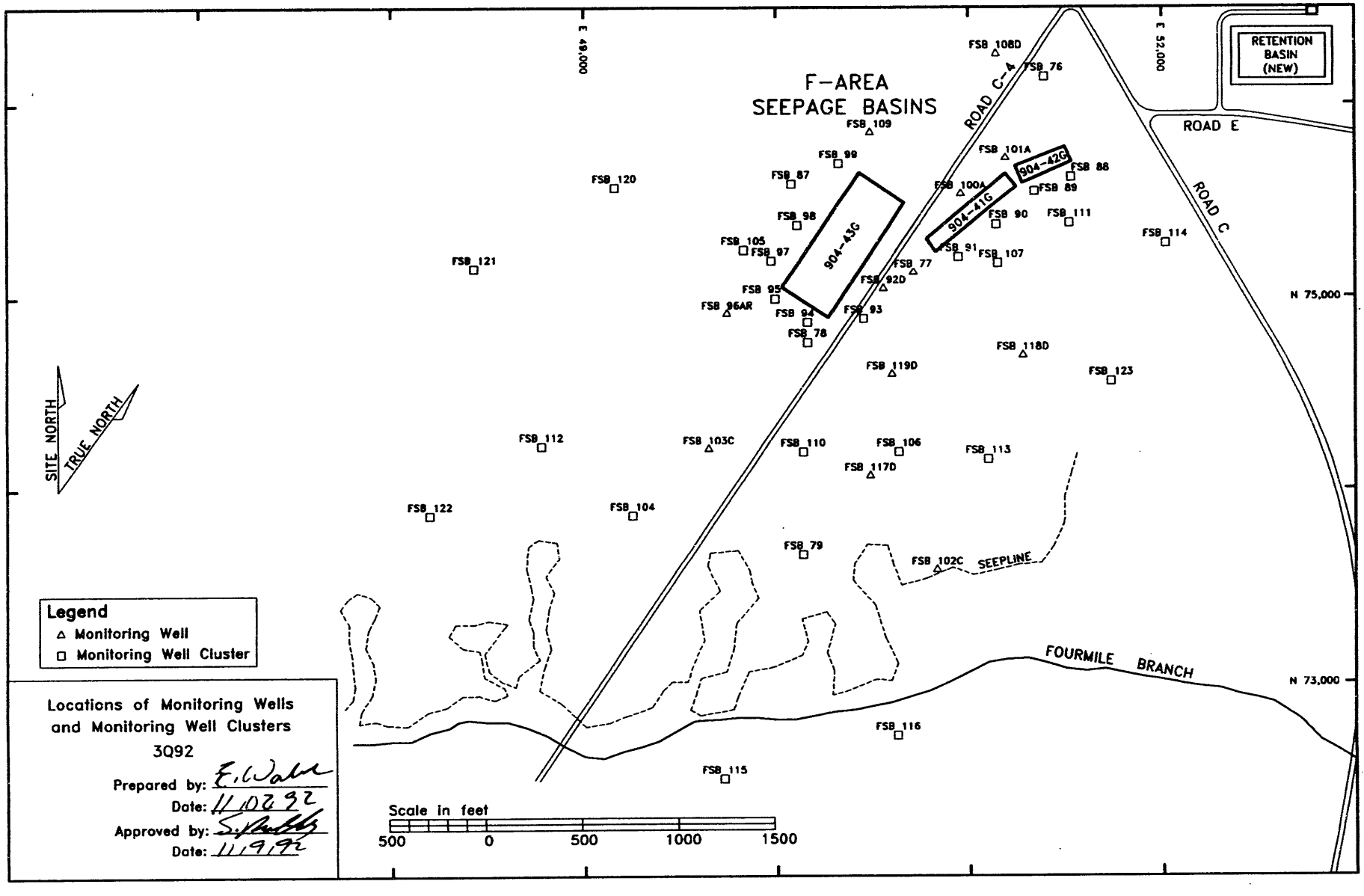

Figure 4. Location of Groundwater Monitoring Wells and Well Clusters at the F-Area Seepage Basins

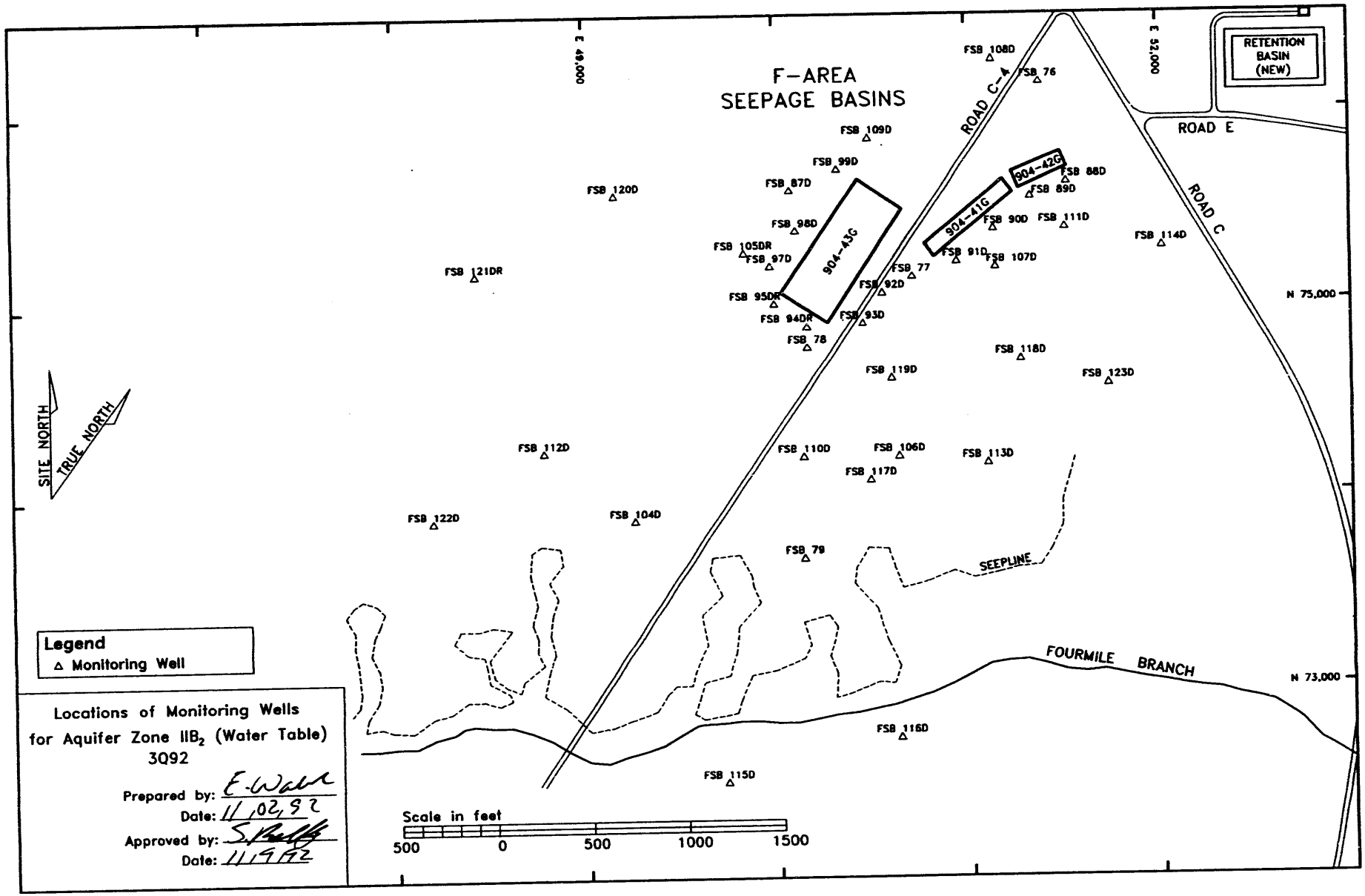

Figure 5. Location of Aquifer Zone IIB_2 (Water Table) Monitoring Wells at the F-Area Seepage Basins

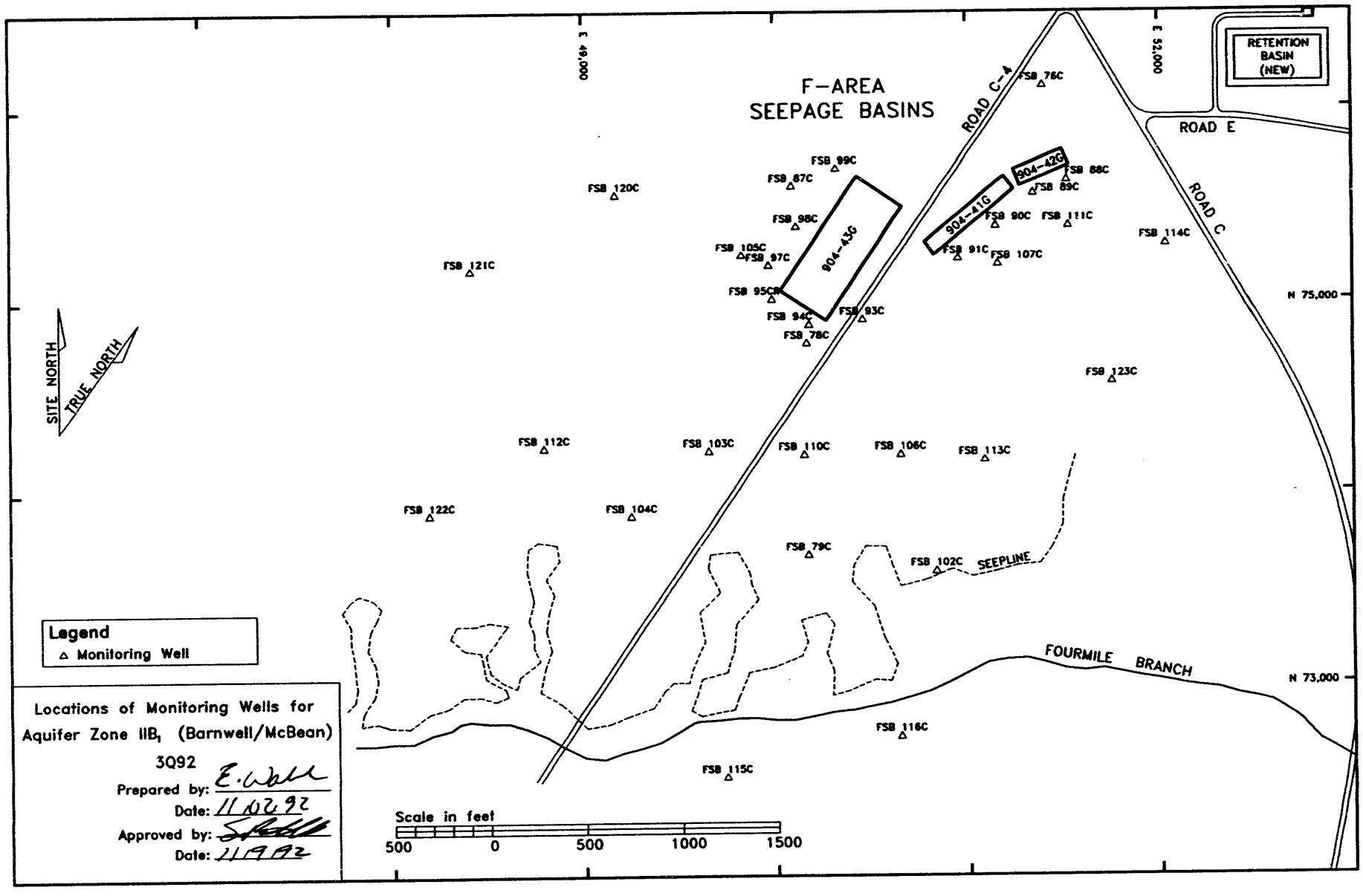

Figure 6. Location of Aquifer Zone IIB_1 (Barnwell/McBean) Monitoring Wells at the F-Area Seepage Basins

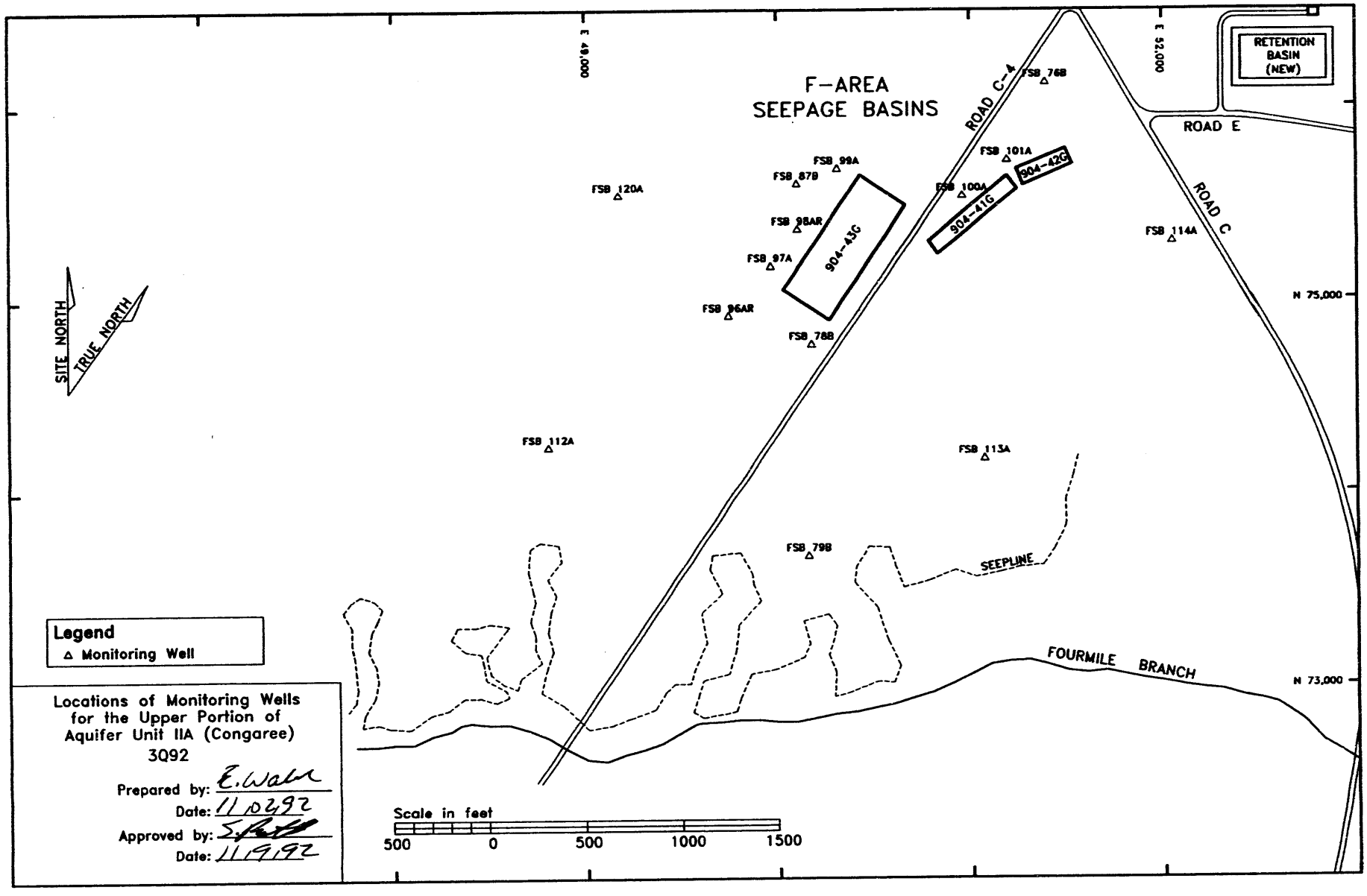

Figure 7. Location of Upper Portion of Aquifer Unit IIA (Congaree) Monitoring Wells at the F-Area Seepage Basins

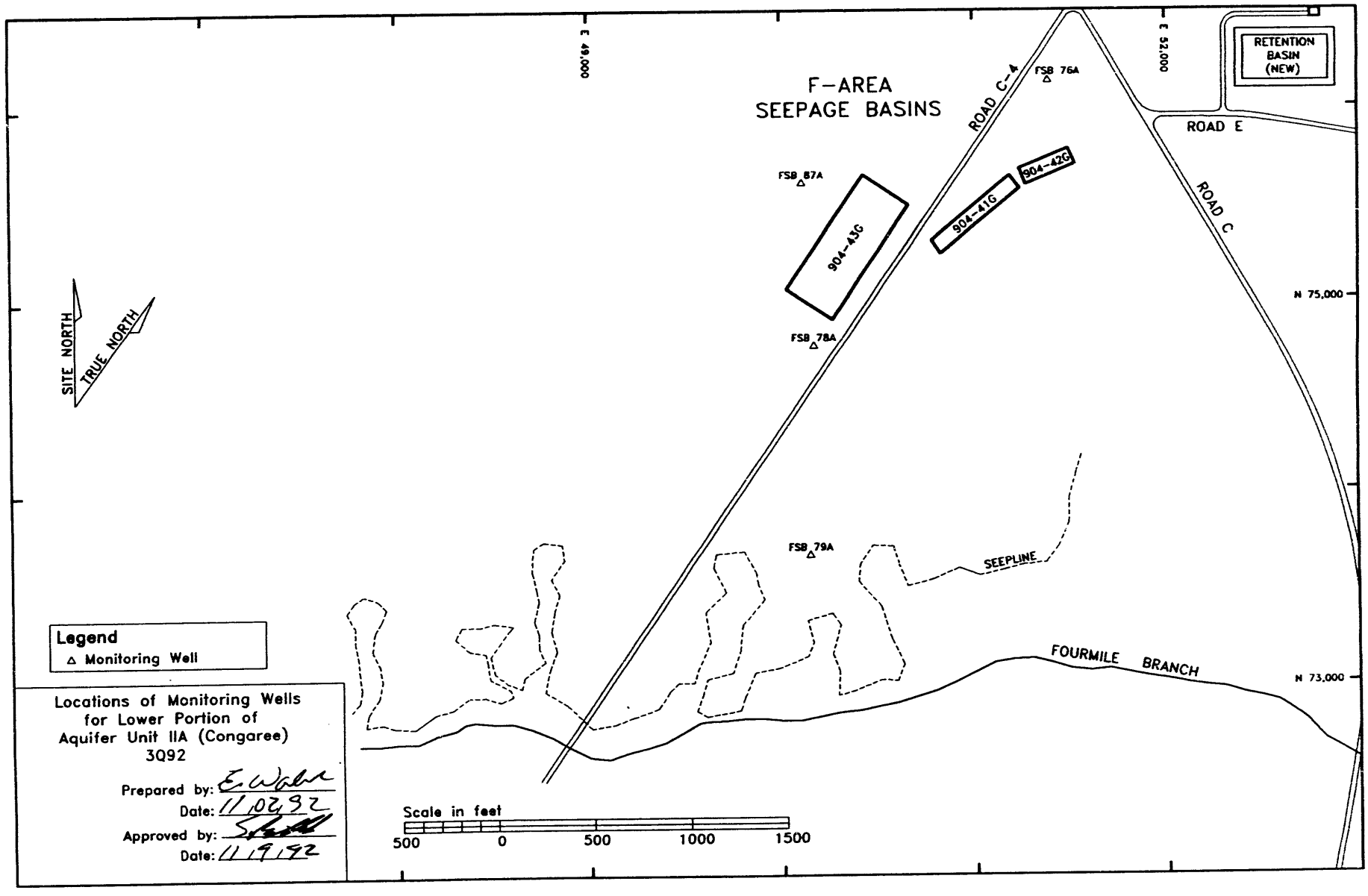

Figure 8. Location of Lower Portion of Aquifer Unit IIA (Congaree) Monitoring Wells at the F-Area Seepage Basins

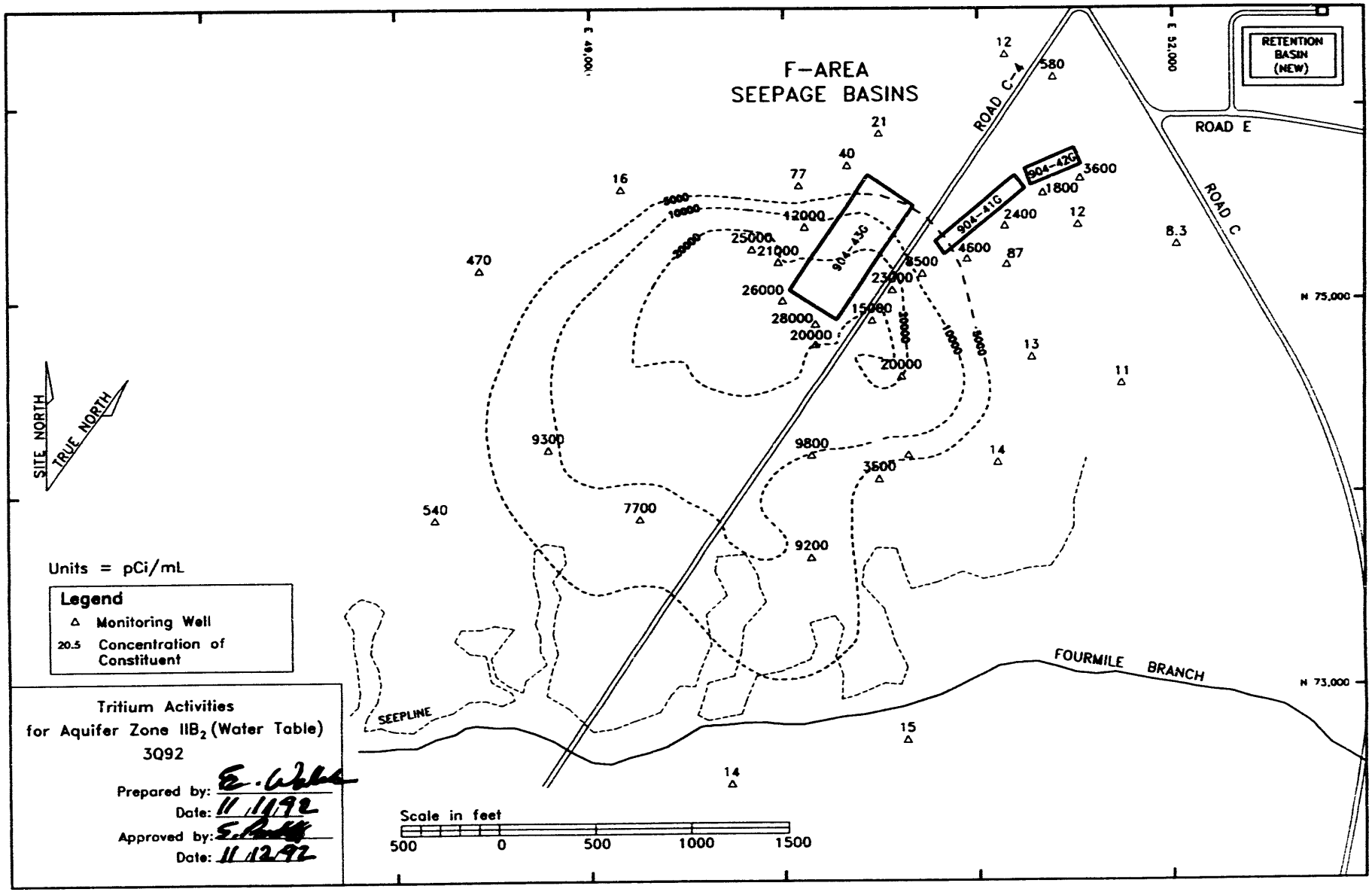

Figure 9. Tritium Activities in Aquifer Zone IIB$_2$ (Water Table) at the F-Area Seepage Basins, Third Quarter 1992

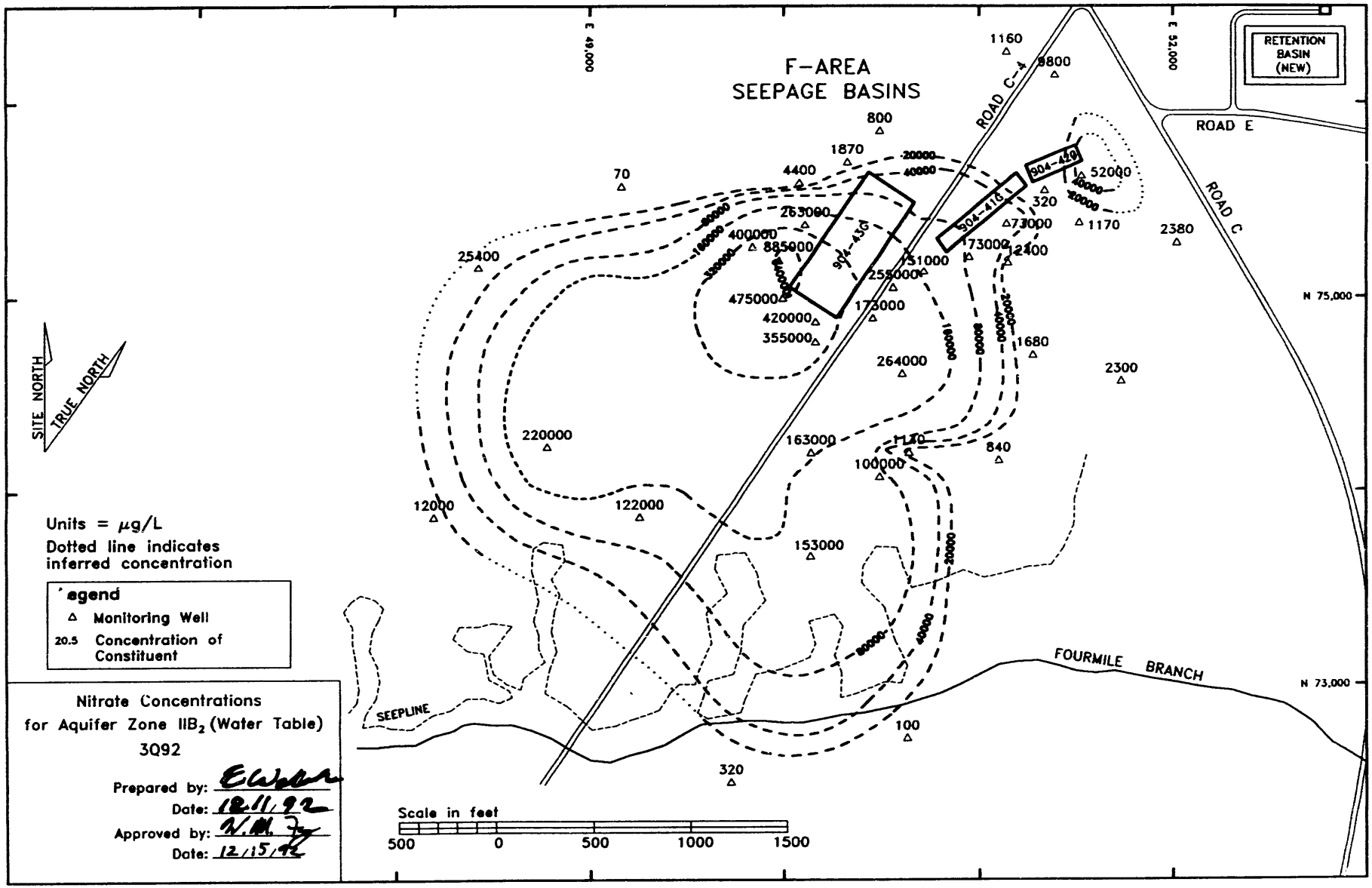

Figure 10. Nitrate Concentrations in Aquifer Zone IIB_2 (Water Table) at the F-Area Seepage Basins, Third Quarter 1992

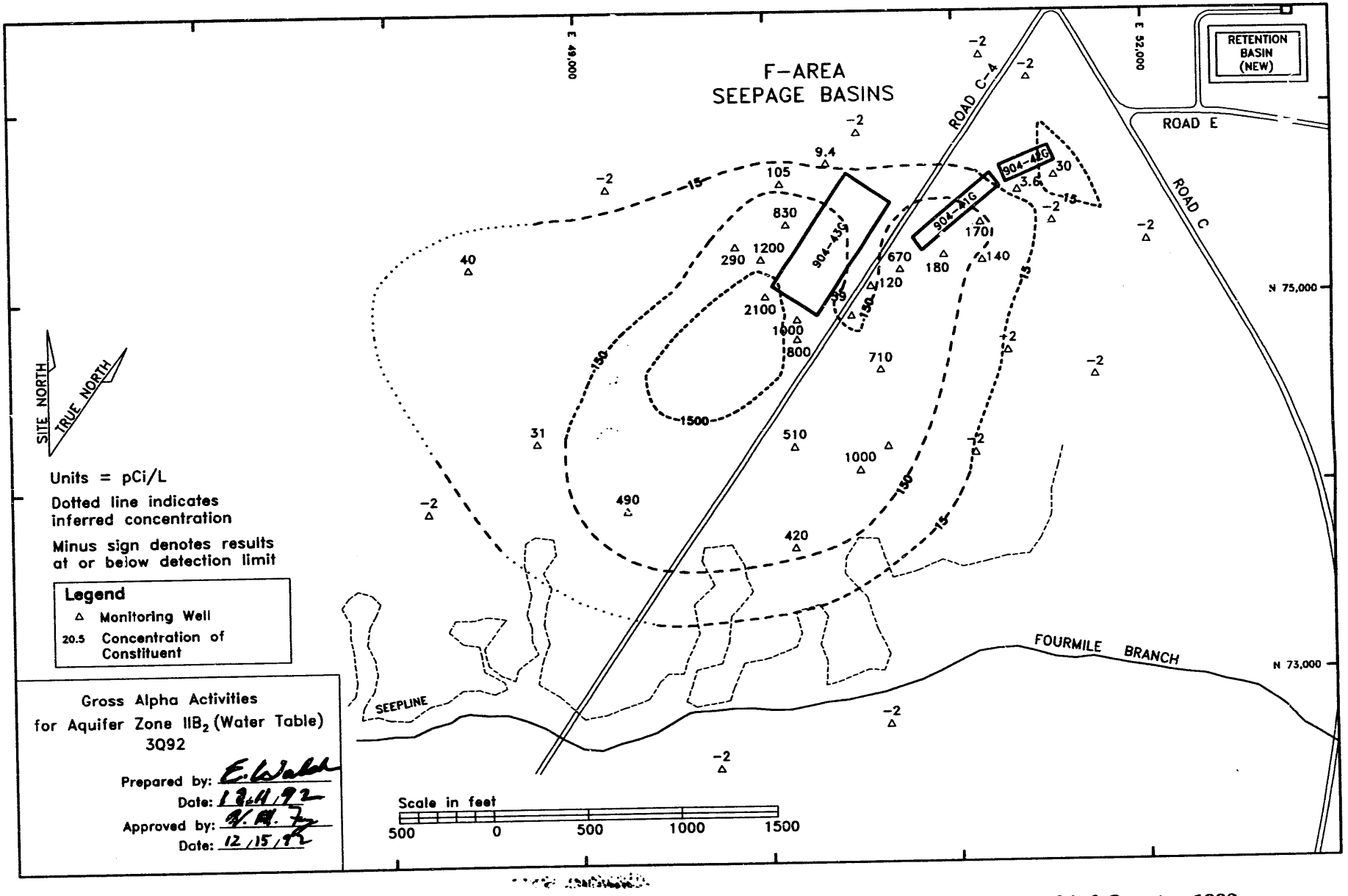

Figure 11. Gross Alpha Activities in Aquifer Zone IIB$_2$ (Water Table) at the F-Area Seepage Basins, Third Quarter 1992

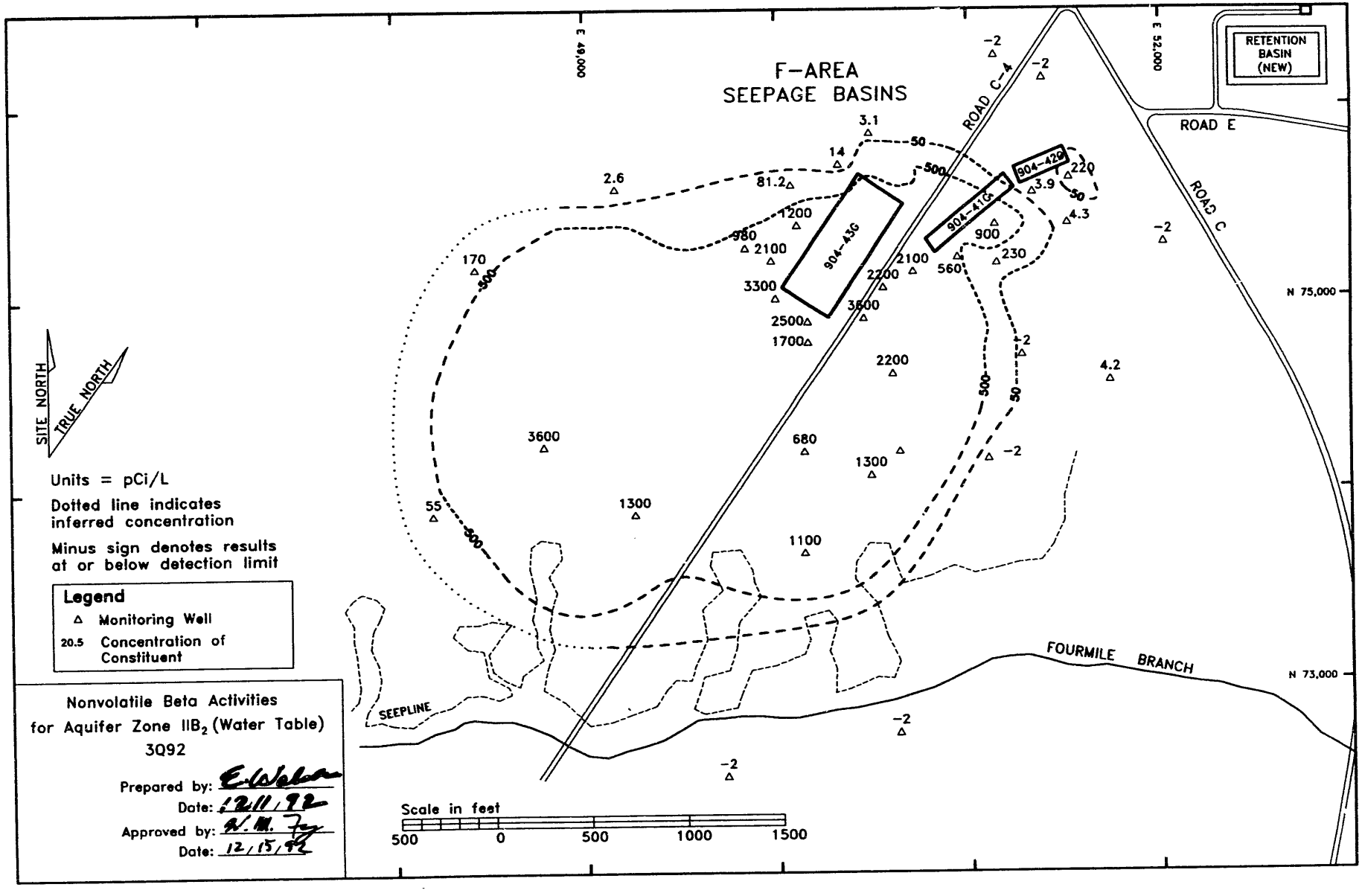

Figure 12. Nonvolatile Beta Activities in Aquifer Zone IIB$_2$ (Water Table) at the F-Area Seepage Basins, Third Quarter 1992

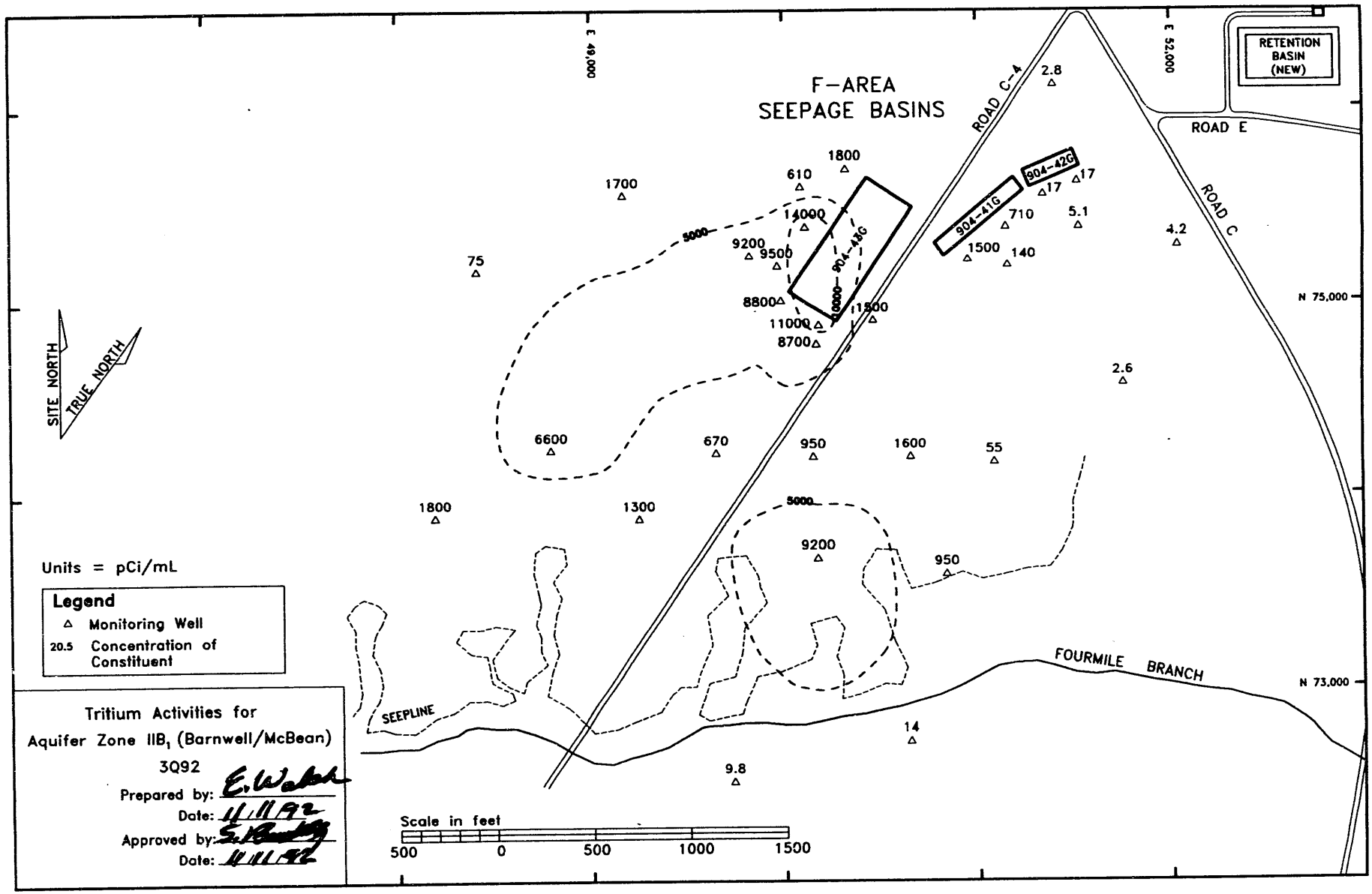

Figure 13. Tritium Activities in Aquifer Zone IIB_1 (Barnwell/McBean) at the F-Area Seepage Basins, Third Quarter 1992

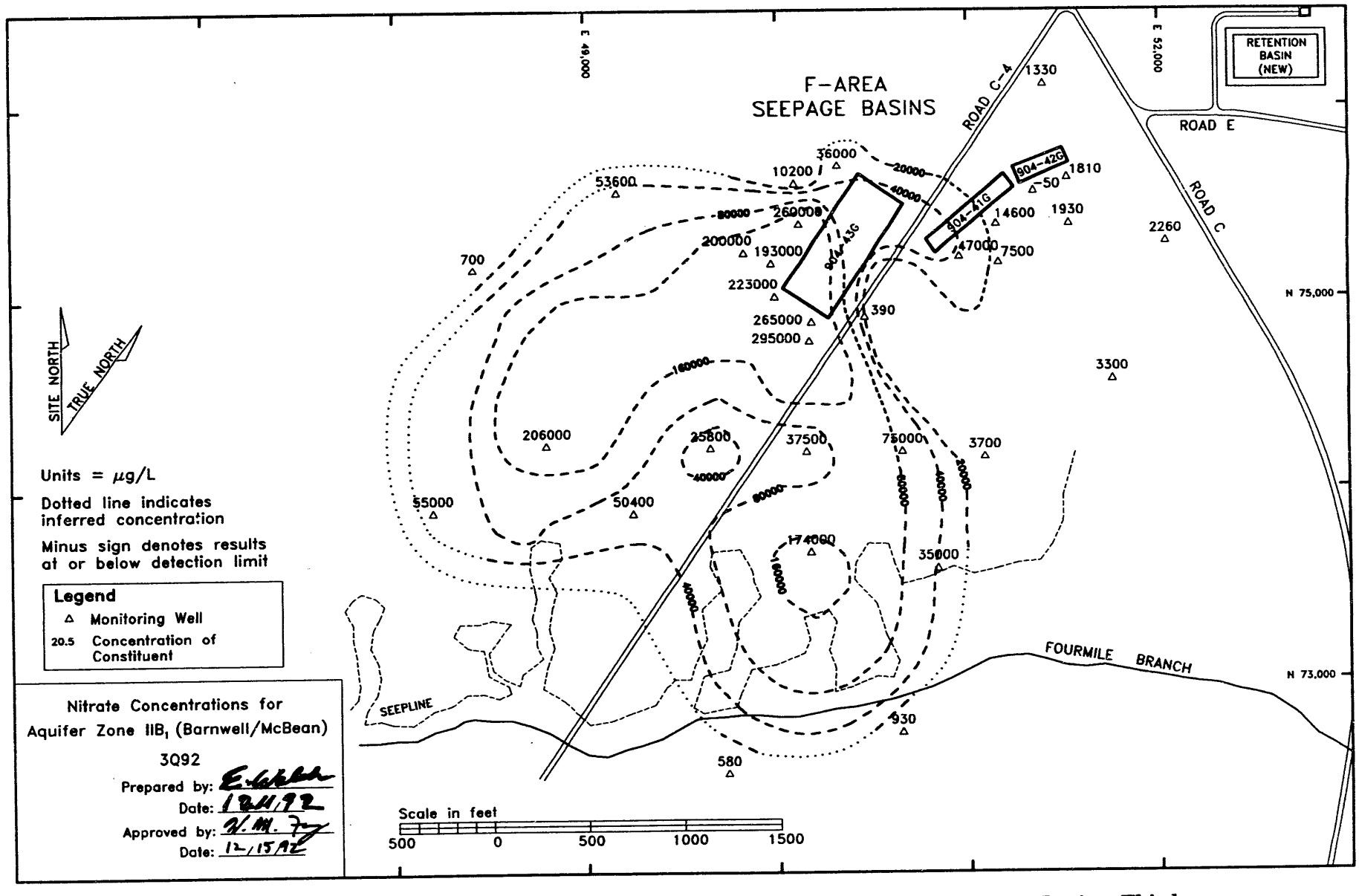

Figure 14. Nitrate Concentrations in Aquifer Zone IIB$_1$ (Barnwell/McBean) at the F-Area Seepage Basins, Third Quarter 1992

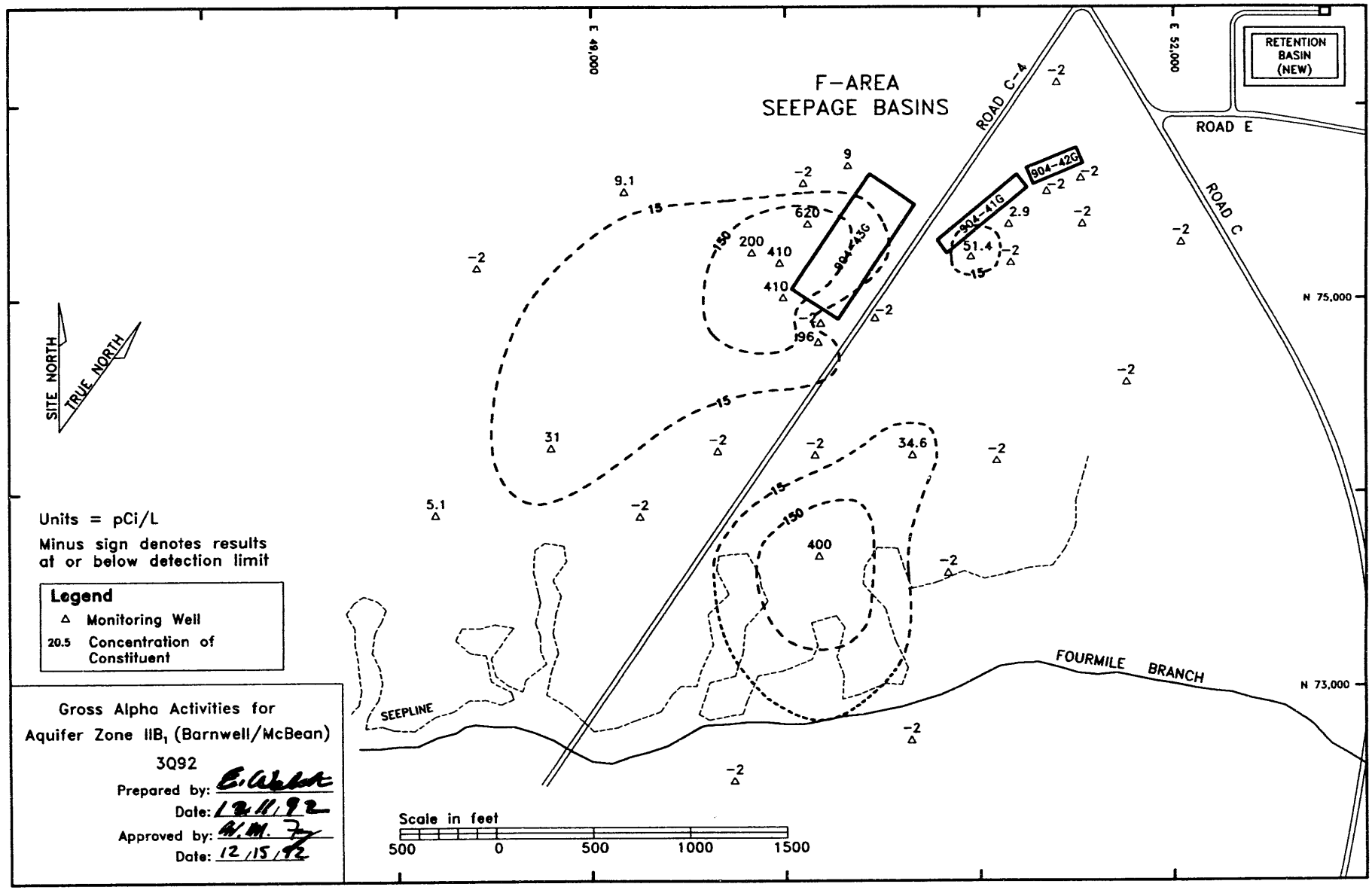

Figure 15. Gross Alpha Activities in Aquifer Zone IIB$_1$ (Barnwell/McBean) at the F-Area Seepage Basins, Third Quarter 1992

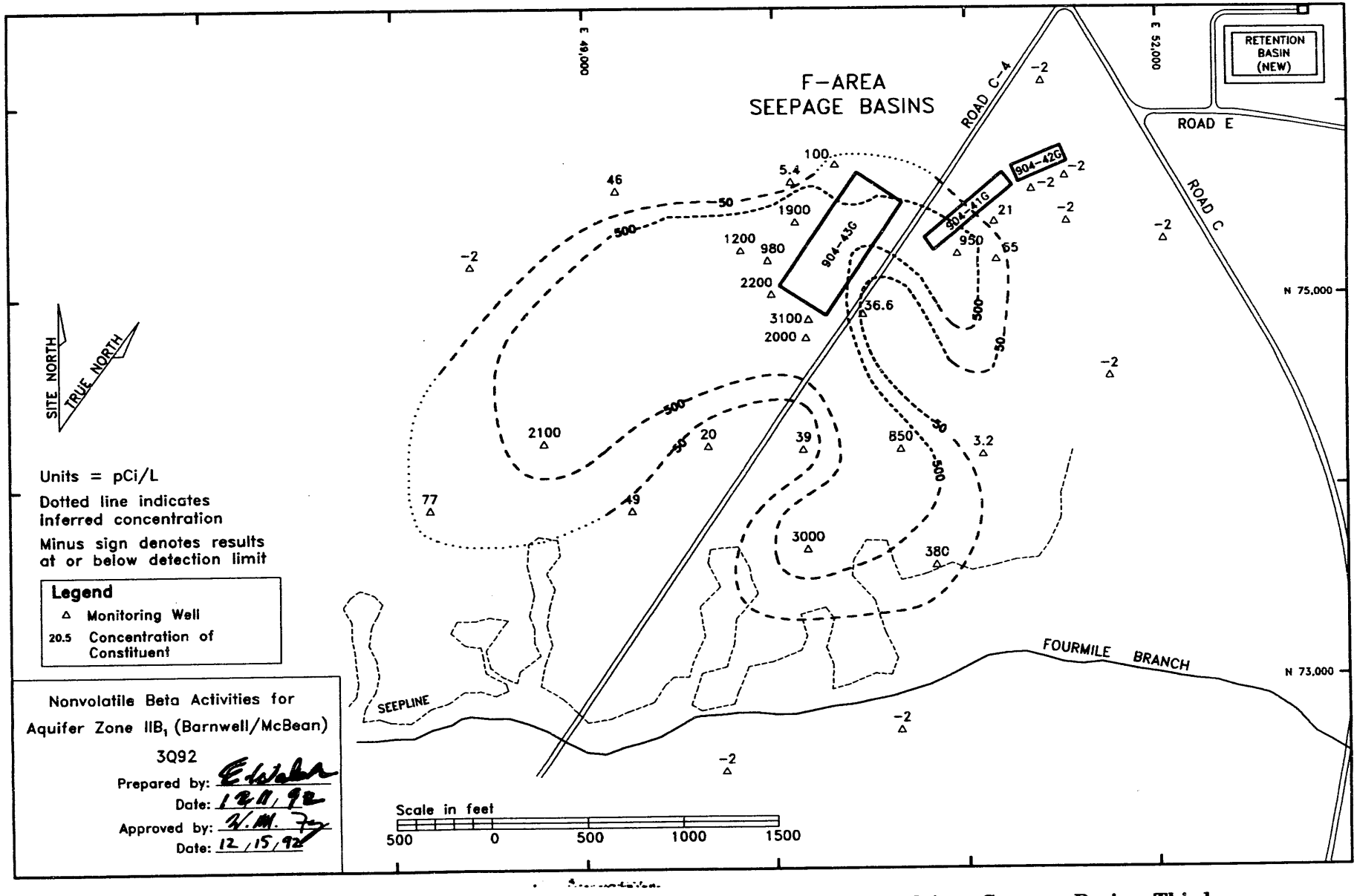

Figure 16. Nonvolatile Beta Activities in Aquifer Zone IIB$_1$ (Barnwell/McBean) at the F-Area Seepage Basins, Third Quarter 1992

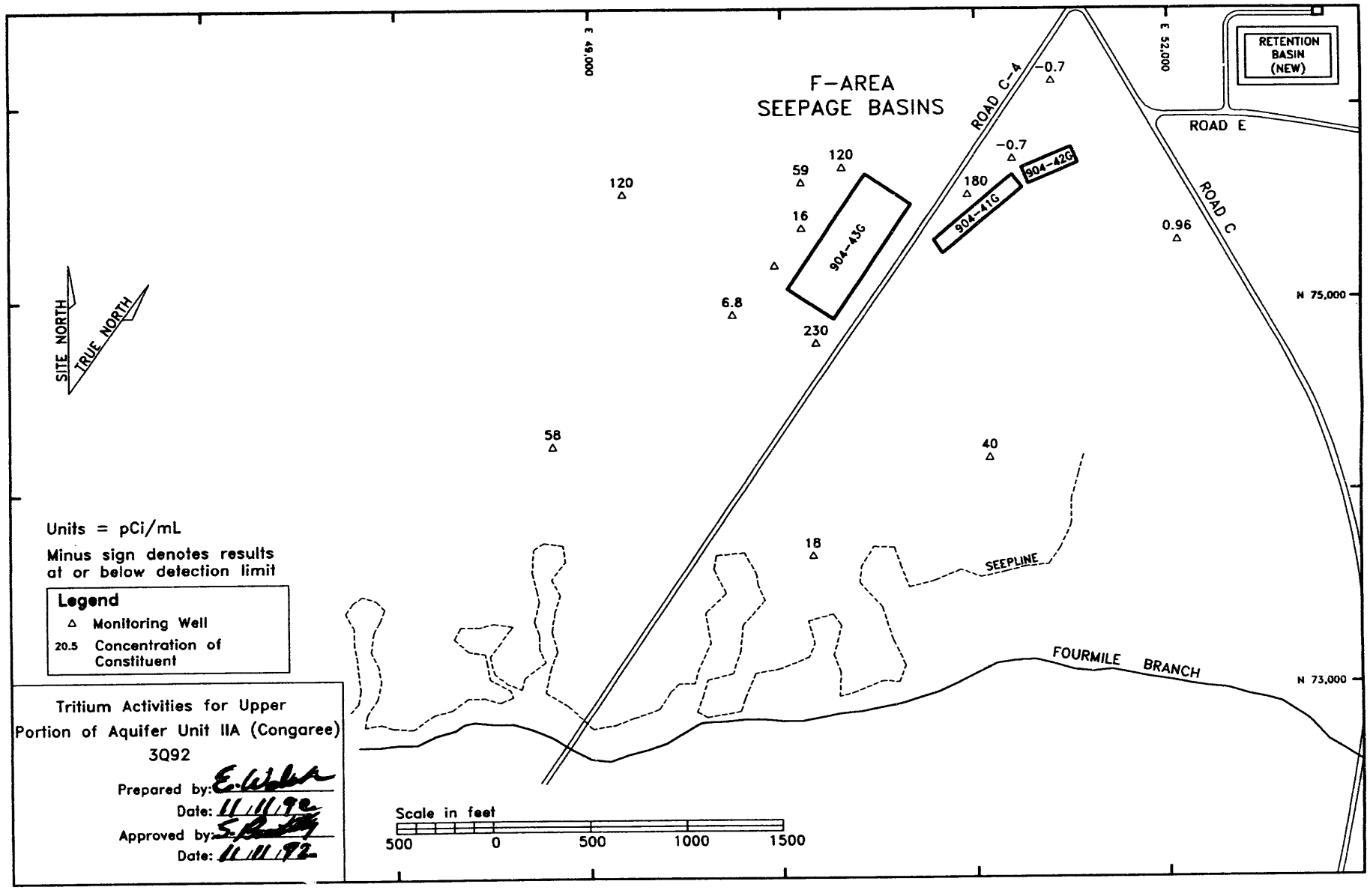

Figure 17. Tritium Activities in Upper Portion of Aquifer Unit IIA (Congaree) at the F-Area Seepage Basins, Third Quarter 1992

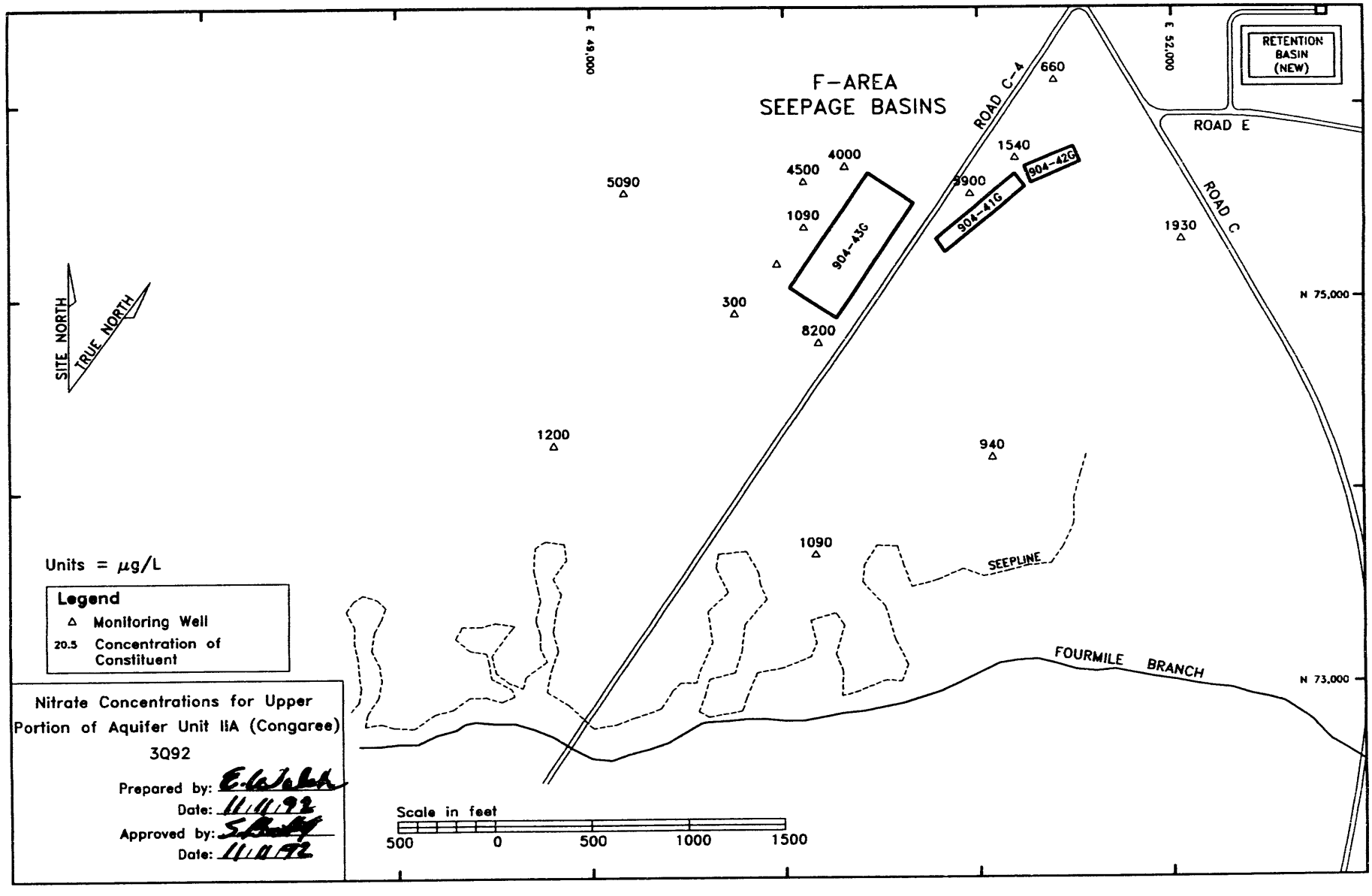

Figure 18. Nitrate Concentrations in Upper Portion of Aquifer Unit IIA (Congaree) at the F-Area Seepage Basins, Third Quarter 1992

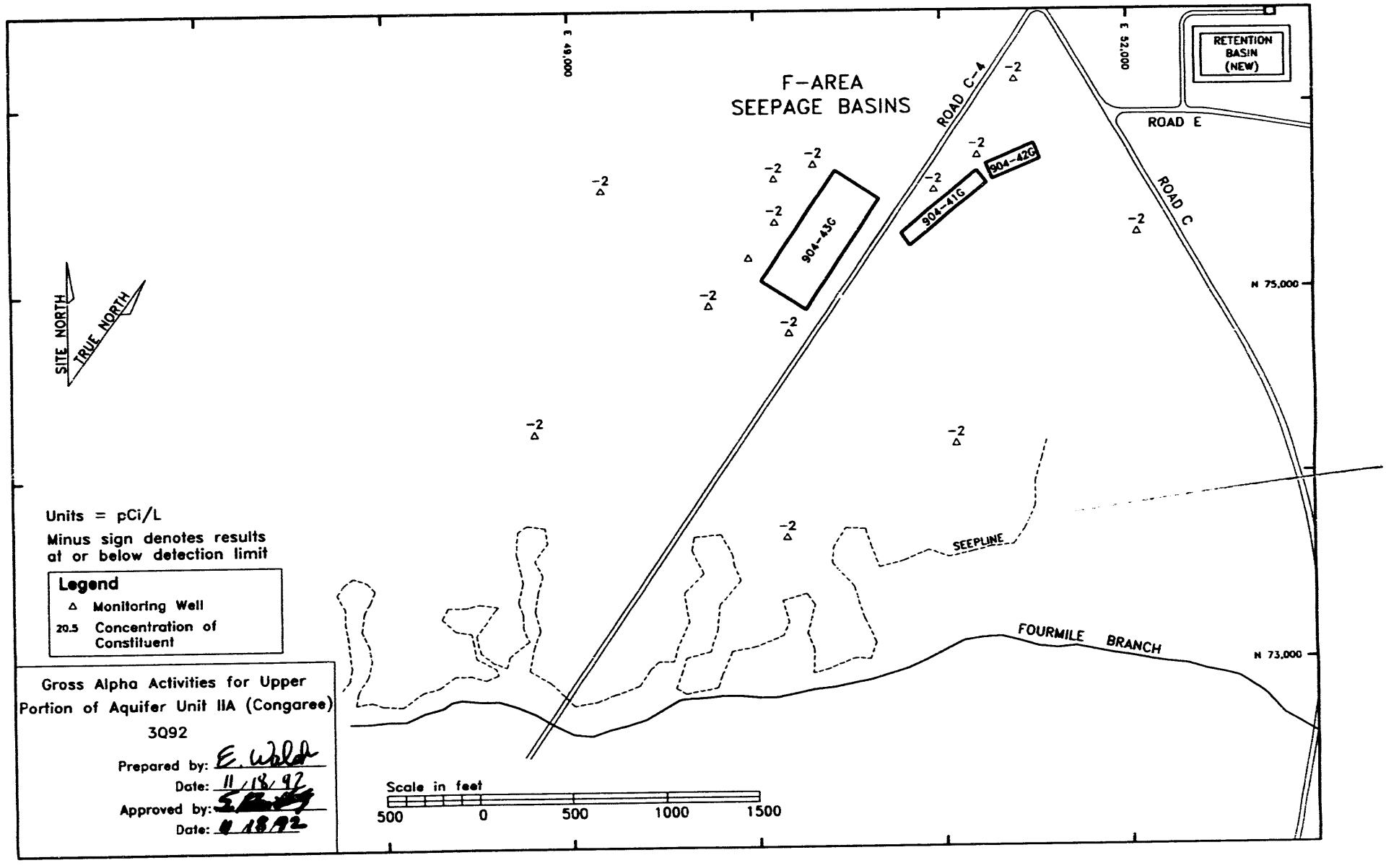

Figure 19. Gross Alpha Activities in Upper Portion of Aquifer Unit IIA (Congaree) at the F-Area Seepage Basins, Third Quarter 1992

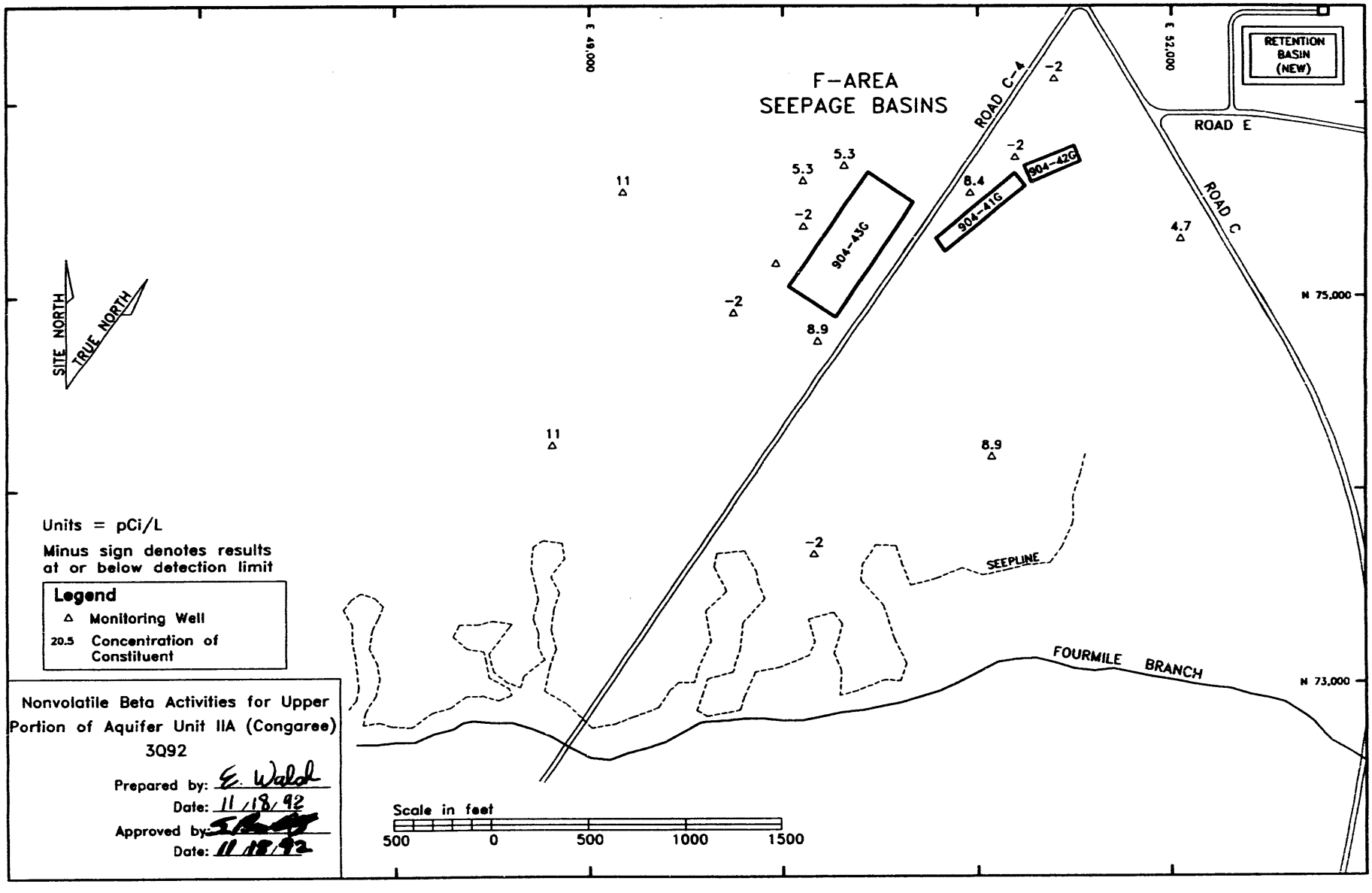

Figure 20. Nonvolatile Beta Activities in Upper Portion of Aquifer Unit IIA (Congaree) at the F-Area Seepage Basins, Third Quarter 1992

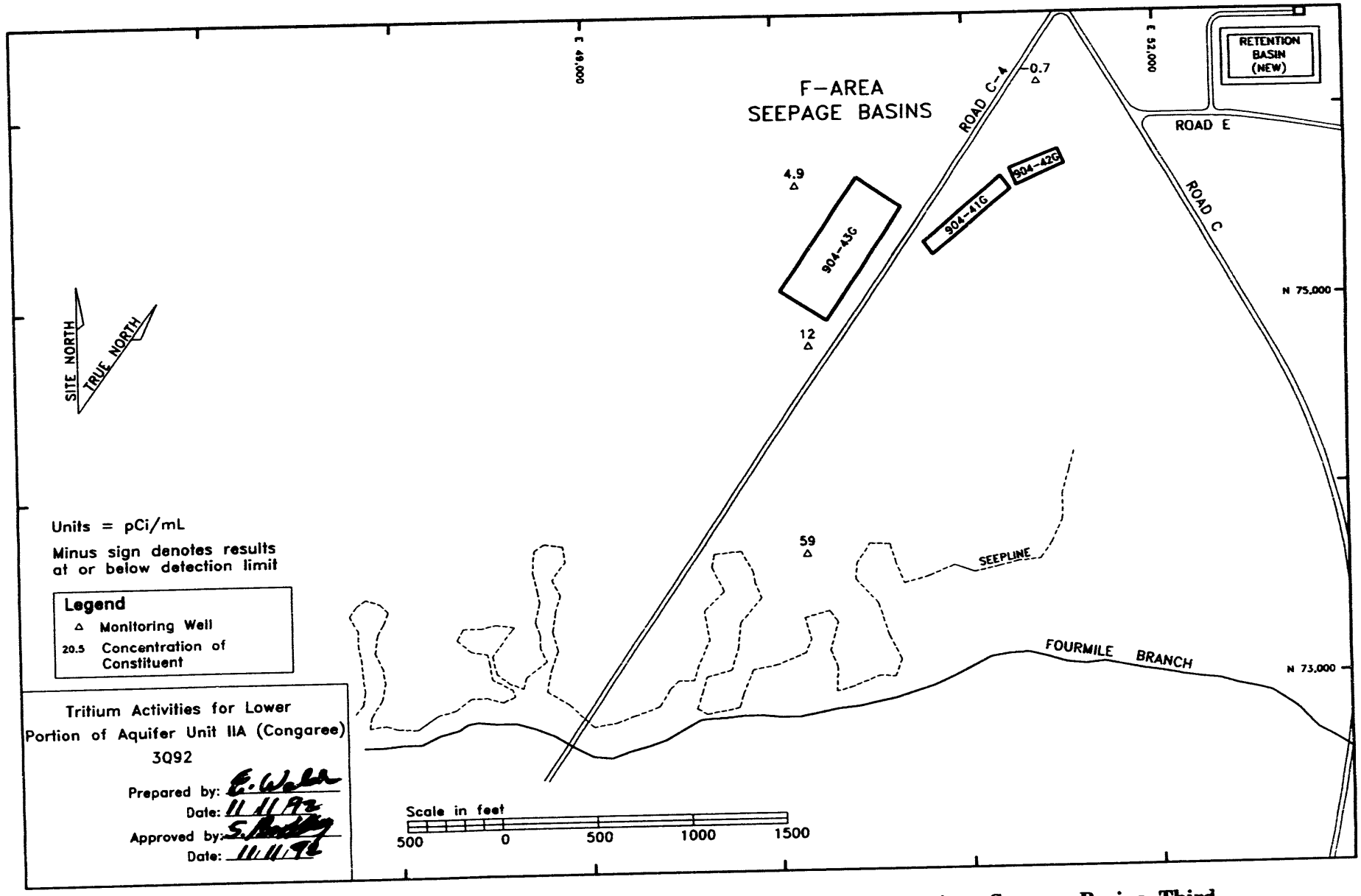

Figure 21. Tritium Activities in Lower Portion of Aquifer Unit IIA (Congaree) at the F-Area Seepage Basins, Third Quarter 1992

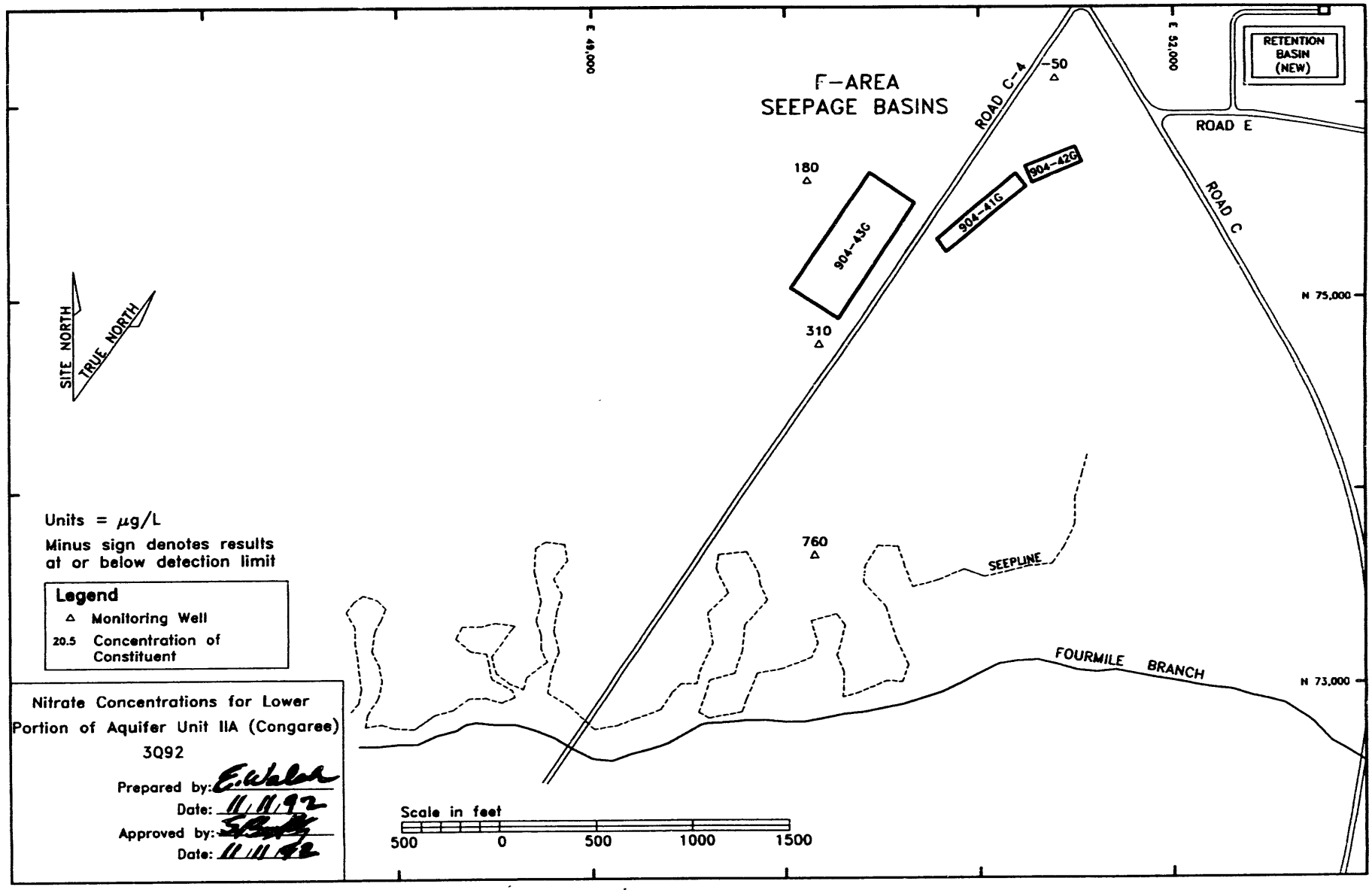

Figure 22. Nitrate Concentrations in Lower Portion of Aquifer Unit IIA (Congaree) at the F-Area Seepage Basins, Third Quarter 1992

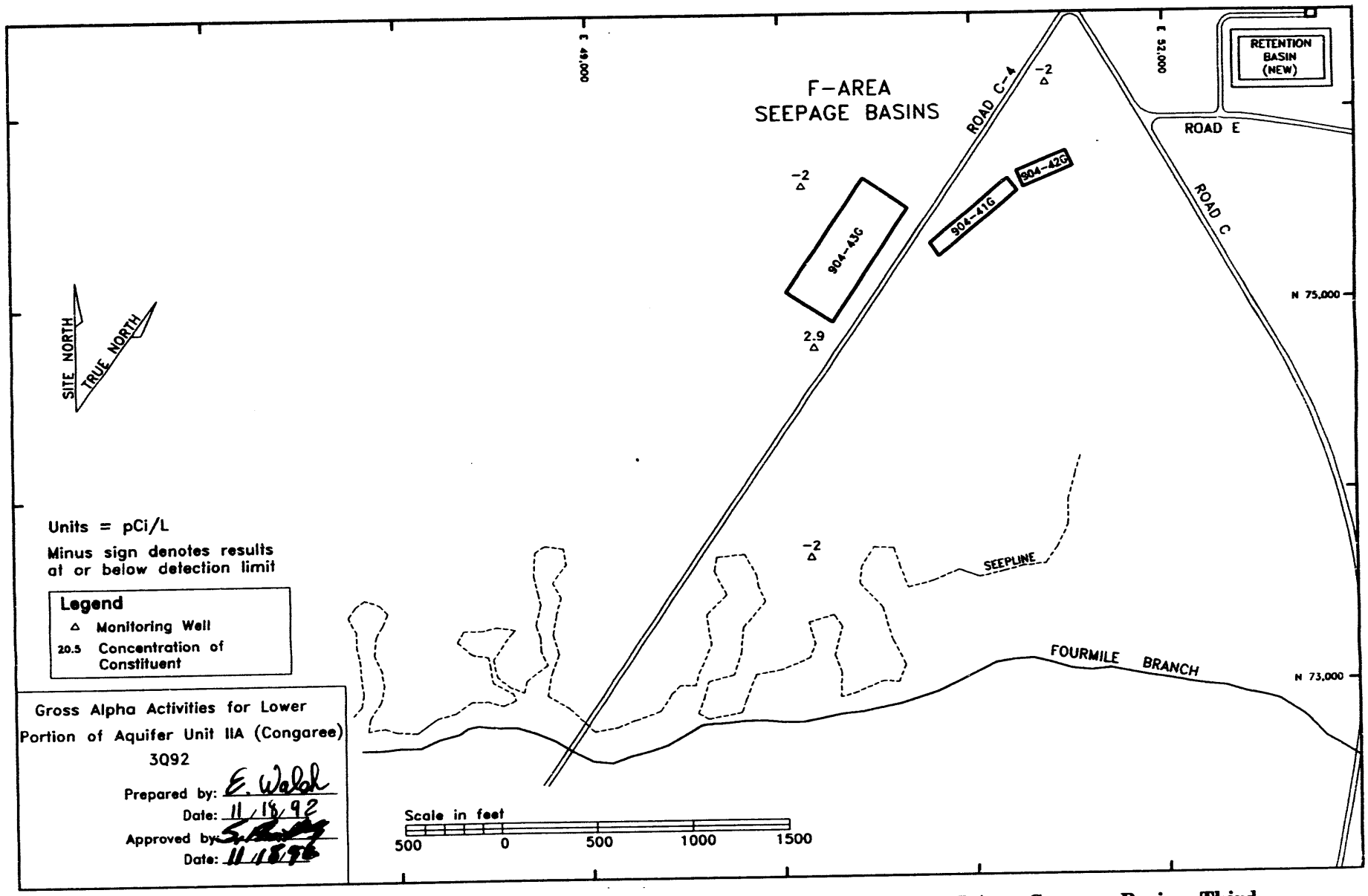

Figure 23. Gross Alpha Activities in Lower Portion of Aquifer Unit IIA (Congaree) at the F-Area Seepage Basins, Third Quarter 1992

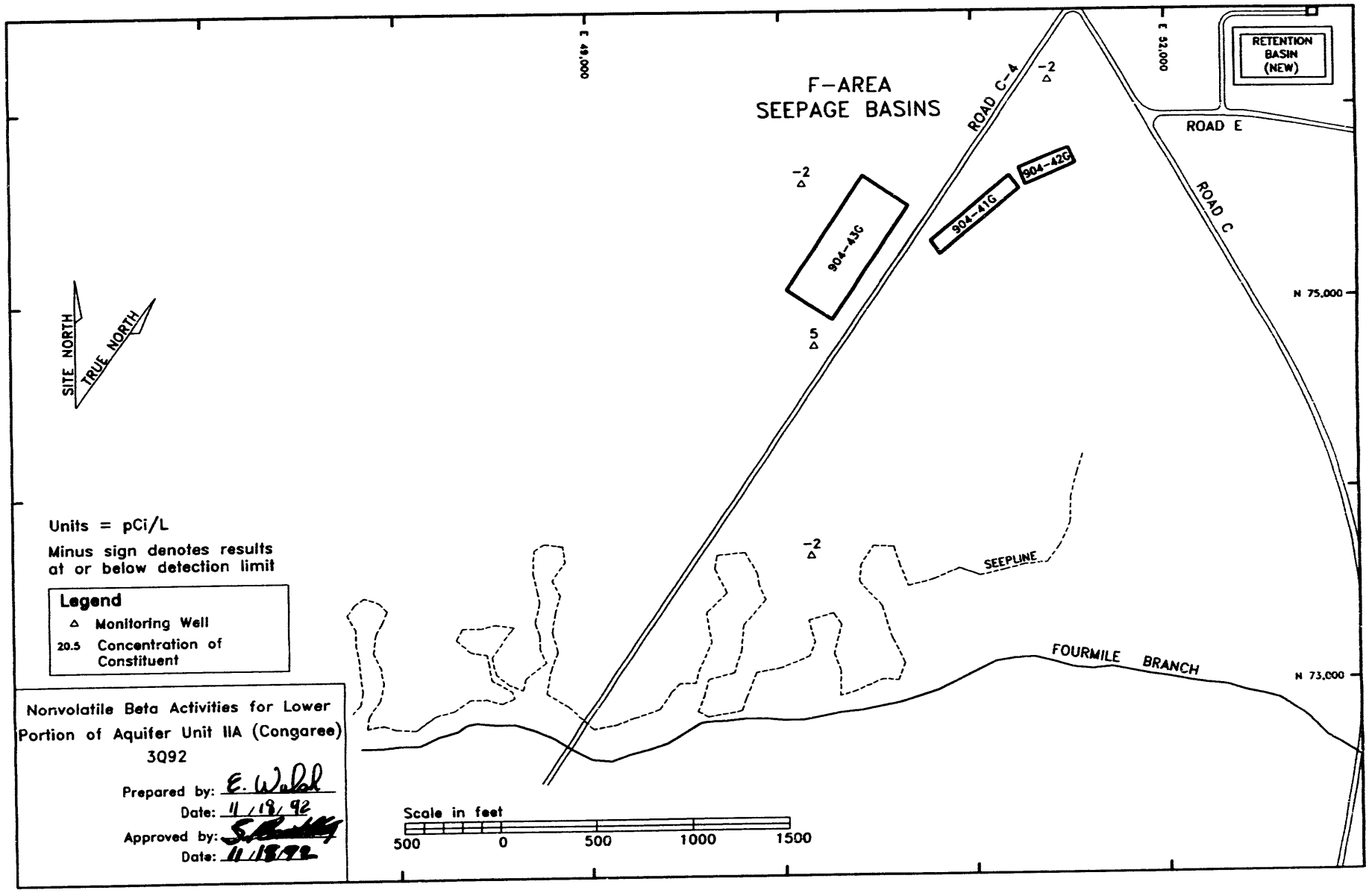

Figure 24. Nonvolatile Beta Activities in Lower Portion of Aquifer Unit IIA (Congaree) at the F-Area Seepage Basins, Third Quarter 1992

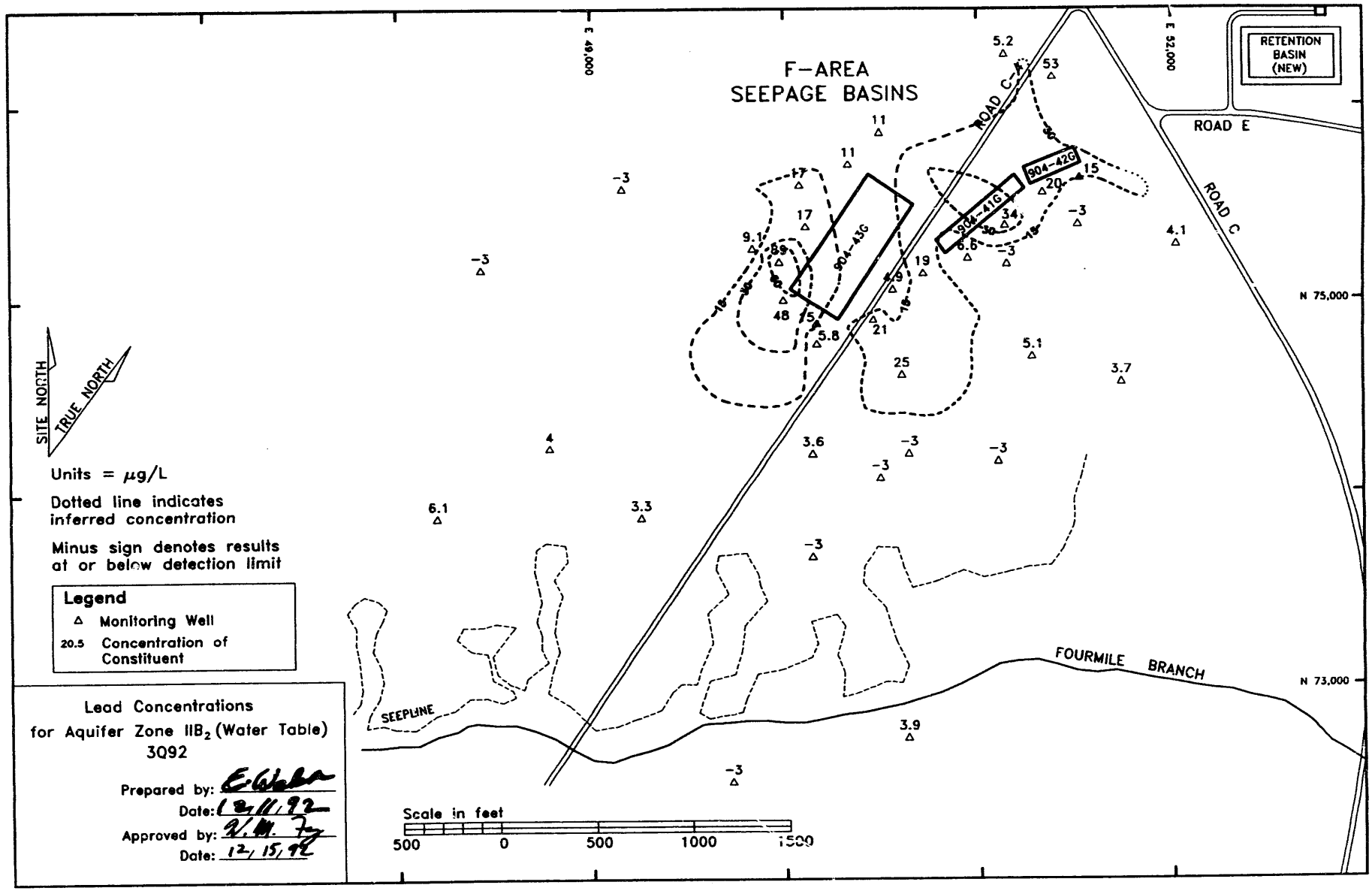

Figure 25. Lead Concentrations in Aquifer Zone IIB_2 (Water Table) at the F-Area Seepage Basins, Third Quarter 1992

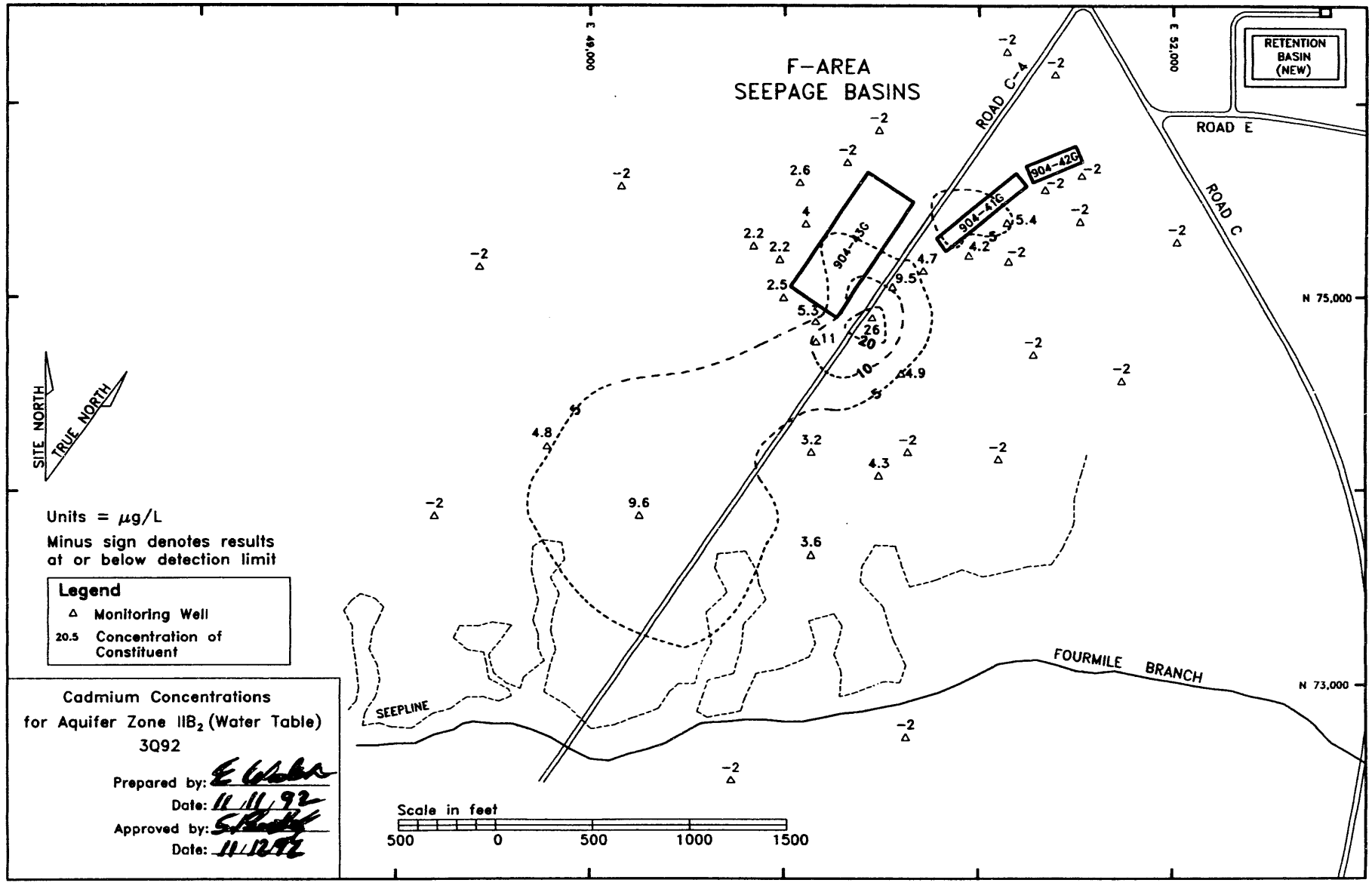

Figure 26. Cadmium Concentrations in Aquifer Zone IIB_2 (Water Table) at the F-Area Seepage Basins, Third Quarter 1992

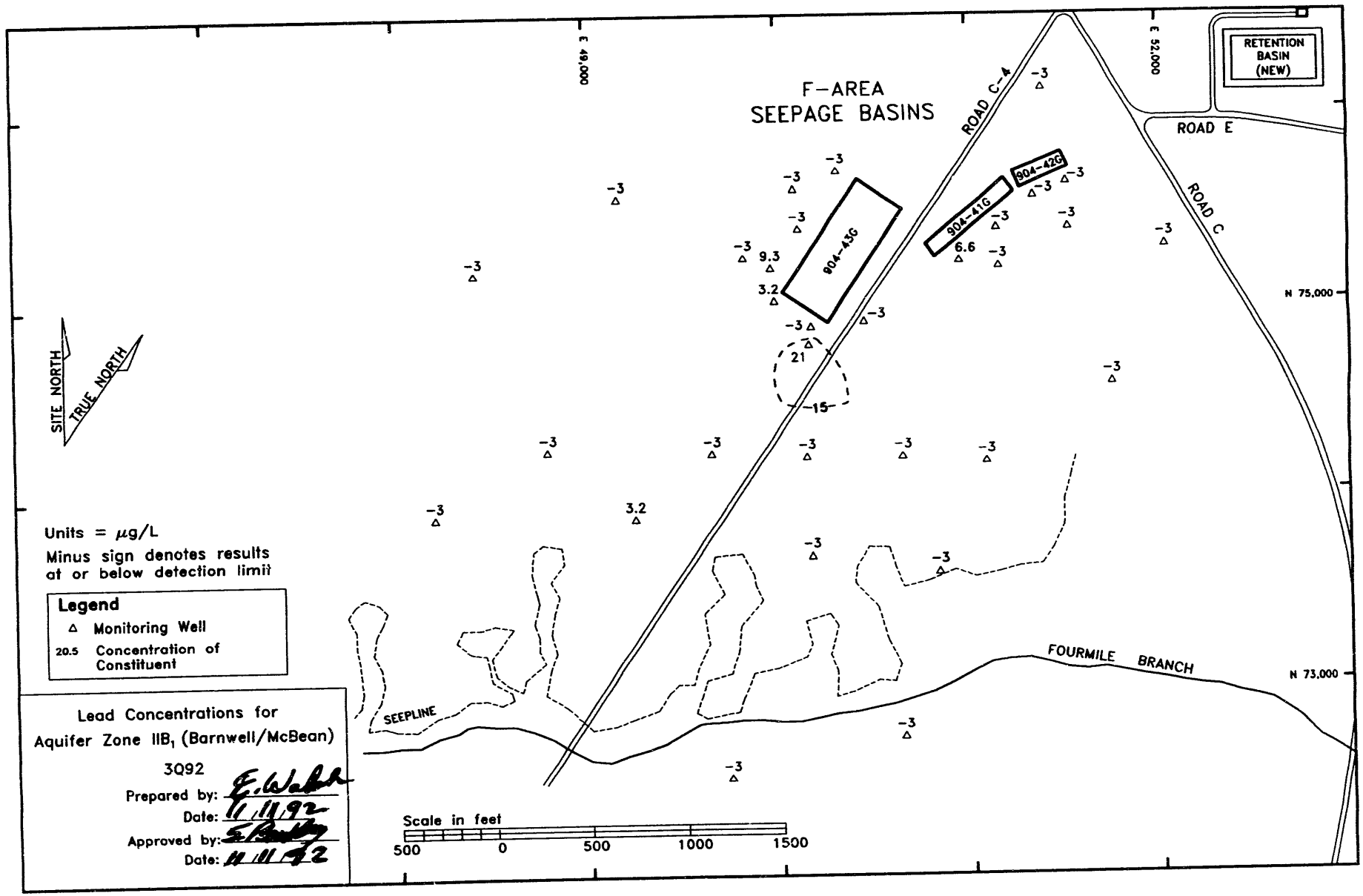

Figure 27. Lead Concentrations in Aquifer Zone IIB_1 (Barnwell/McBean) at the F-Area Seepage Basins, Third Quarter 1992

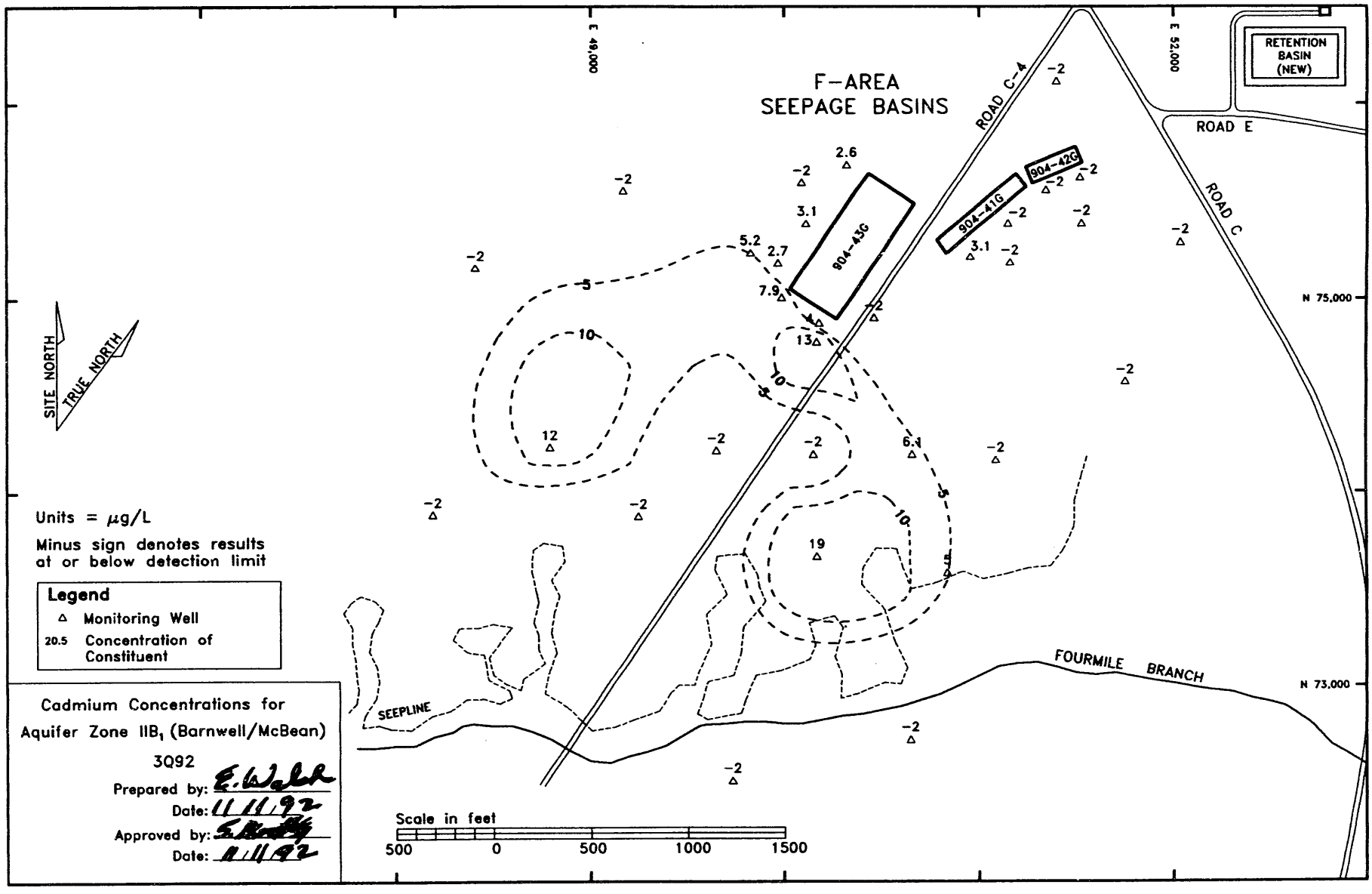

Figure 28. Cadmium Concentrations in Aquifer Zone IIB_1 (Barnwell/McBean) at the F-Area Seepage Basins, Third Quarter 1992

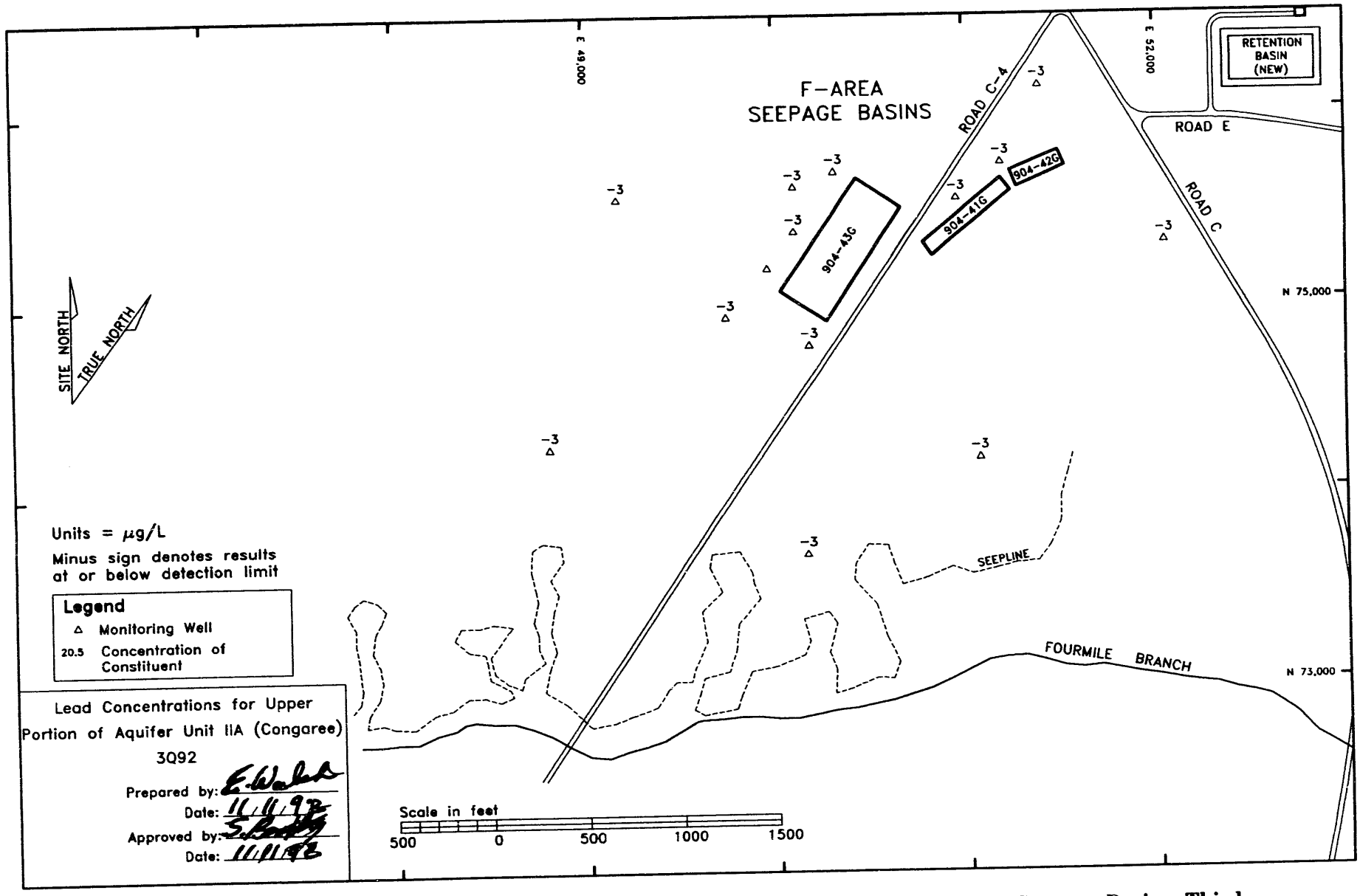

Figure 29. Lead Concentrations in Upper Portion of Aquifer Unit IIA (Congaree) at the F-Area Seepage Basins, Third Quarter 1992

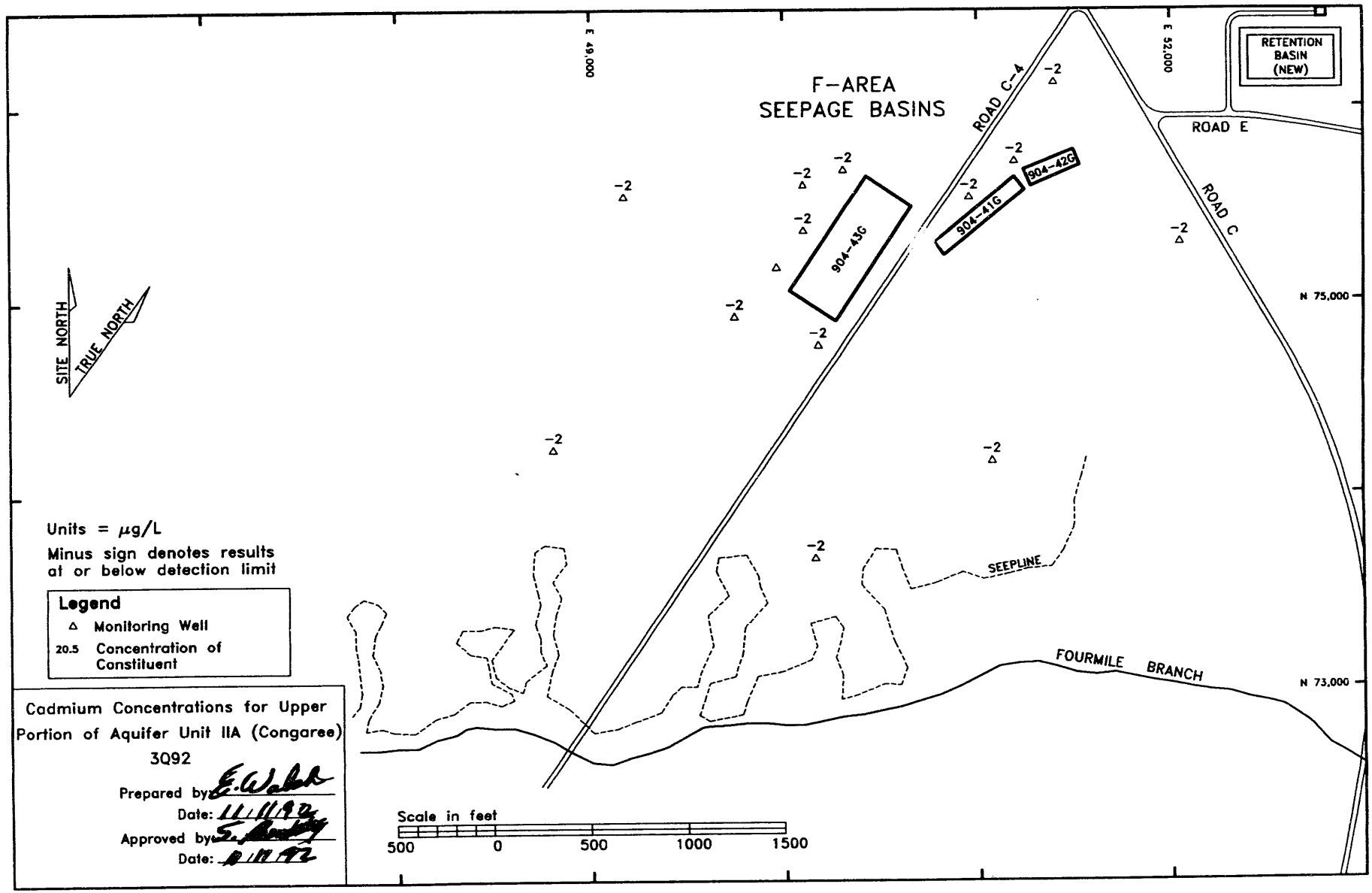

Figure 30. Cadmium Concentrations in Upper Portion of Aquifer Unit IIA (Congaree) at the F-Area Seepage Basins, Third Quarter 1992

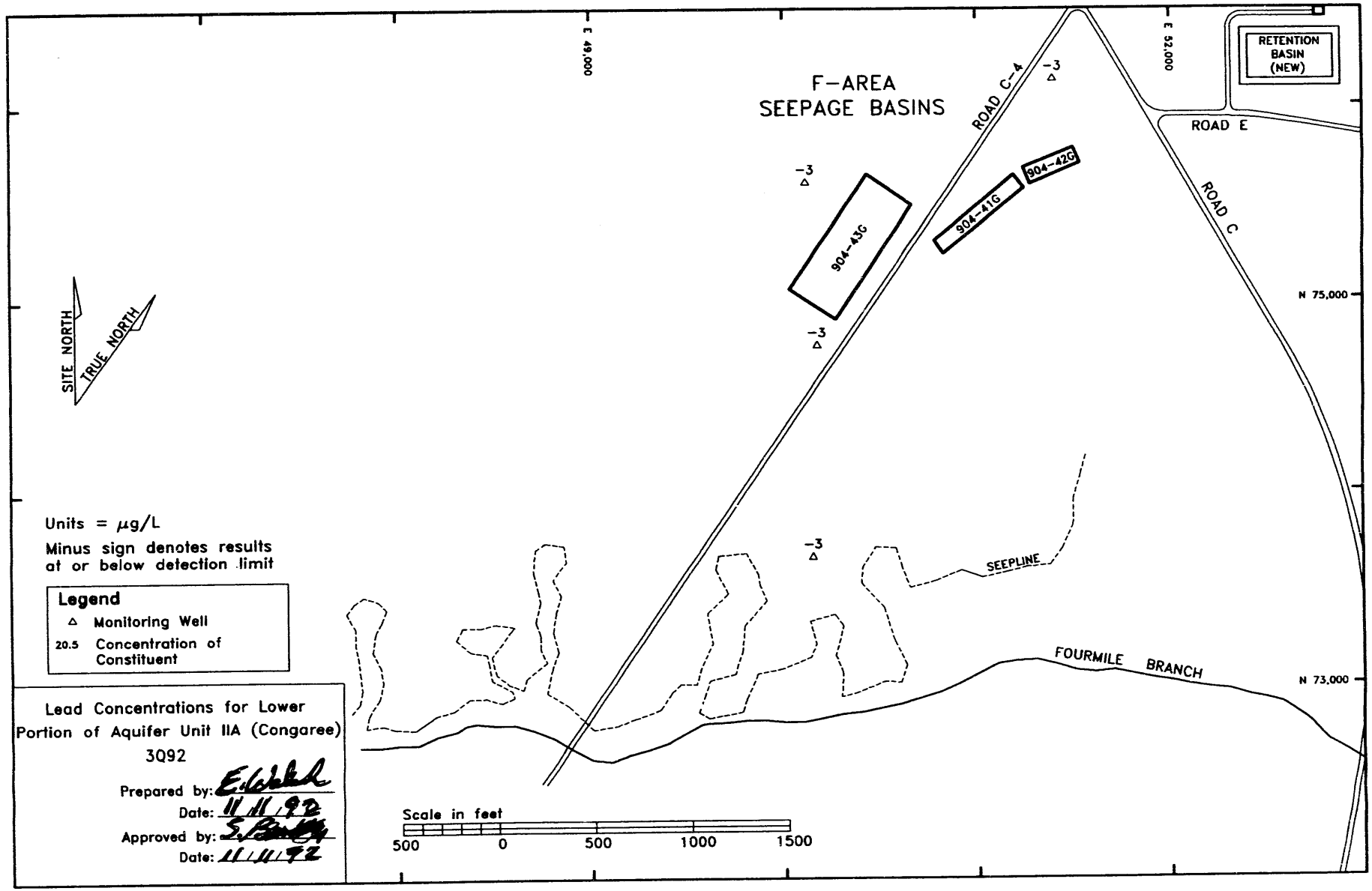

Figure 31. Lead Concentrations in Lower Portion of Aquifer Unit IIA (Congaree) at the F-Area Seepage Basins, Third Quarter 1992

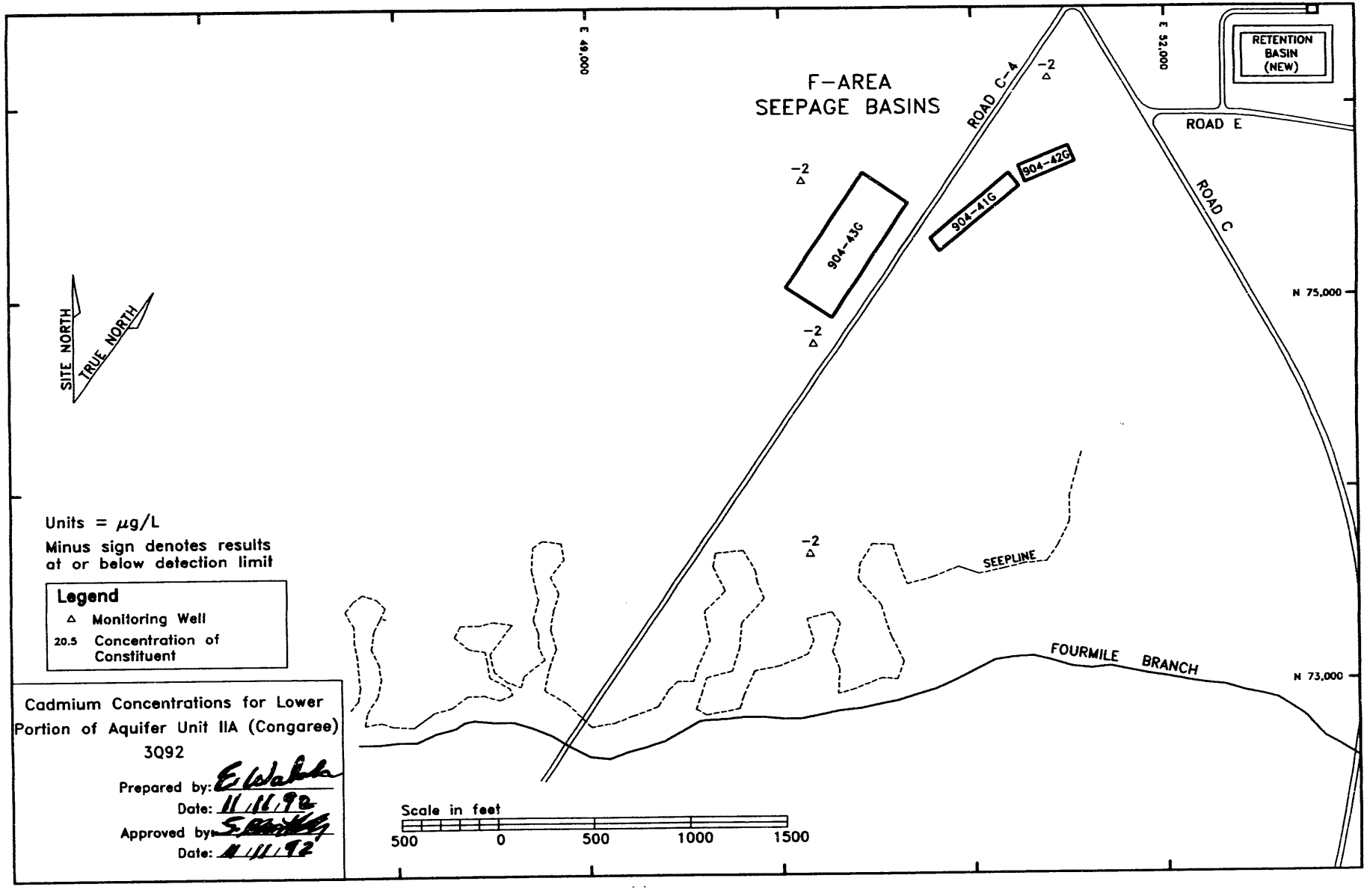

Figure 32. Cadmium Concentrations in Lower Portion of Aquifer Unit IIA (Congaree) at the F-Area Seepage Basins, Third Quarter 1992

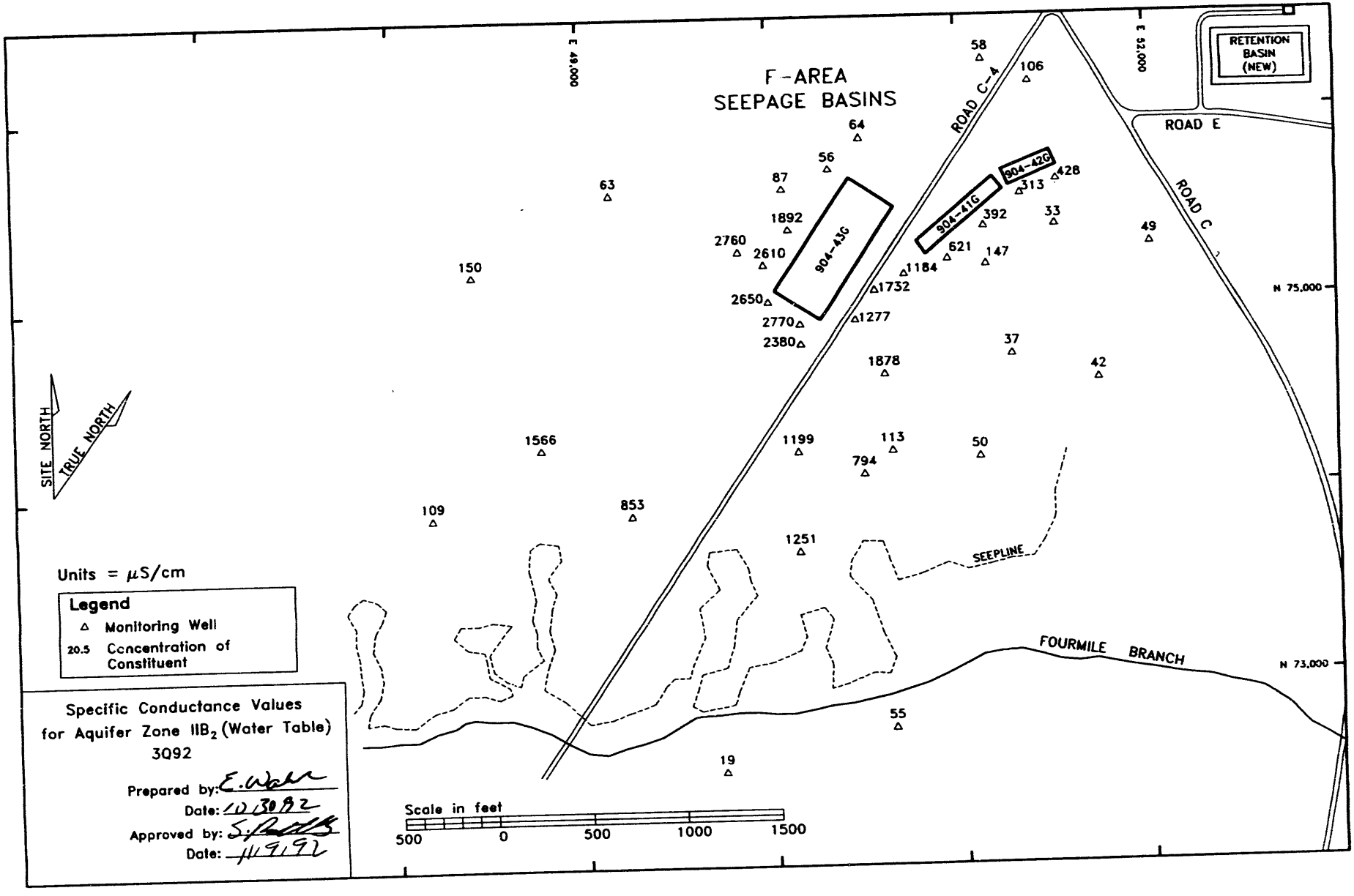

Figure 33. Specific Conductance in Aquifer Zone IIB_2 (Water Table) at the F-Area Seepage Basins, Third Quarter 1992

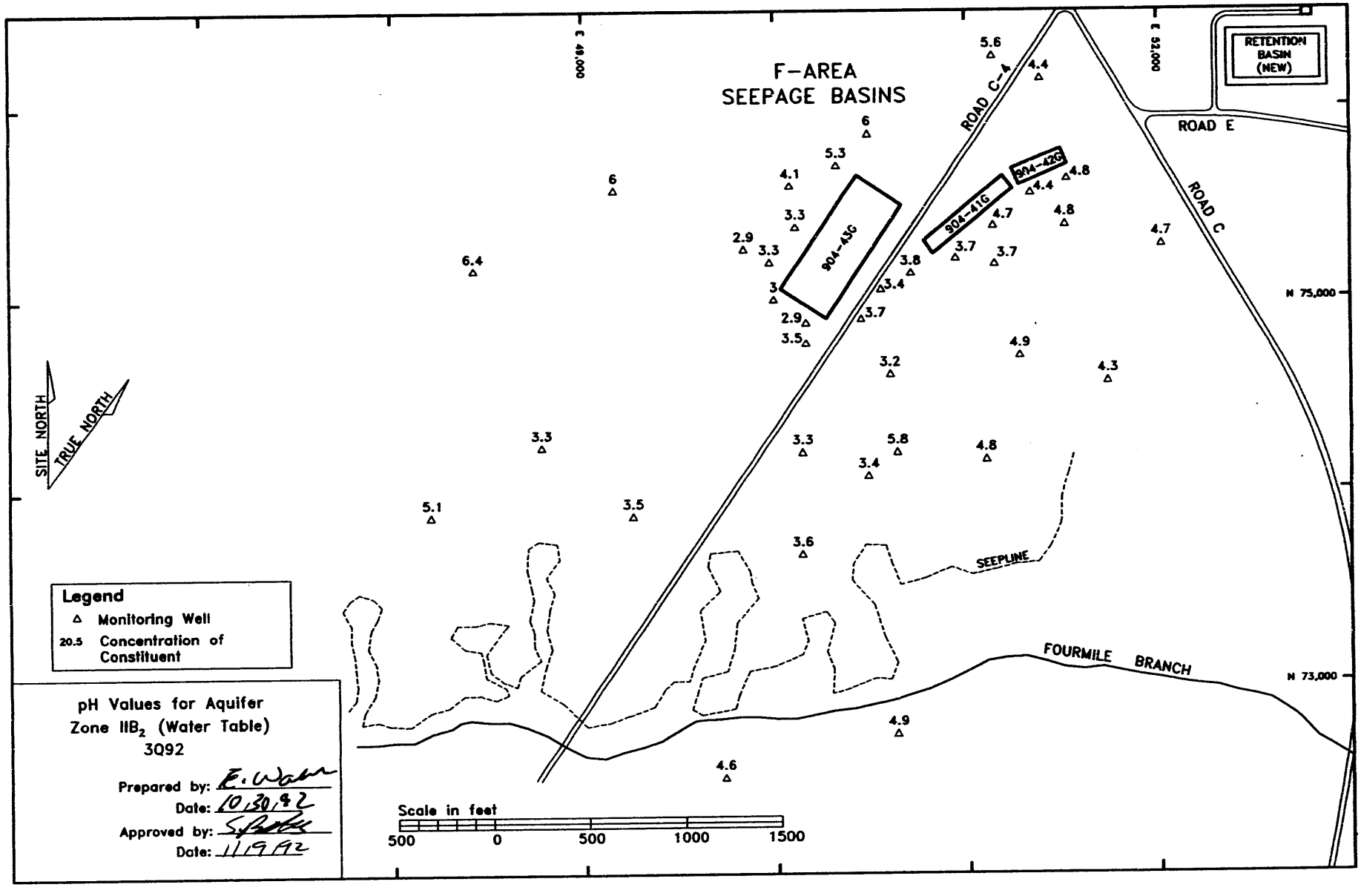

Figure 34. pH Values in Aquifer Zone IIB_2 (Water Table) at the F-Area Seepage Basins, Third Quarter 1992

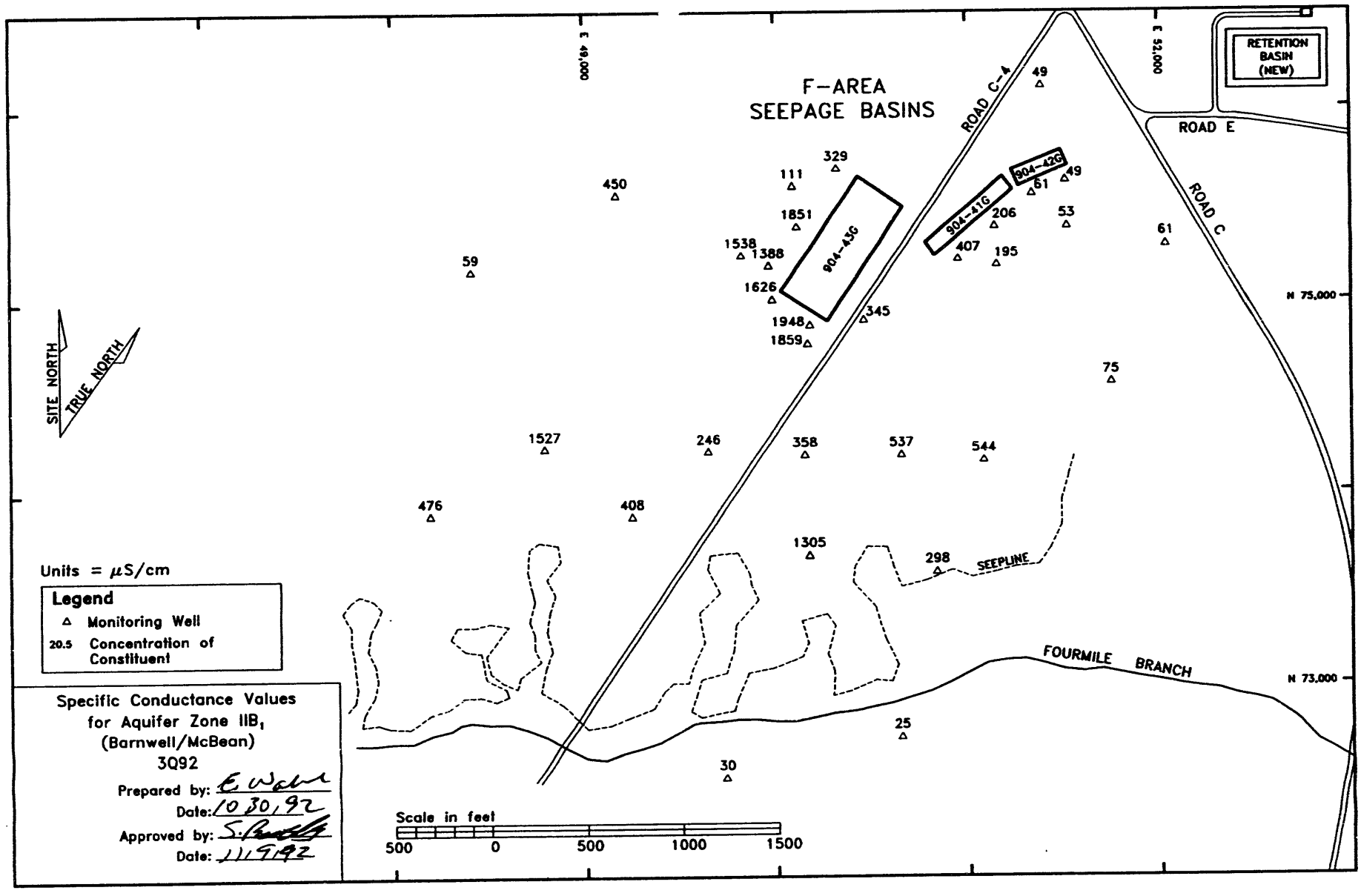

Figure 35. Specific Conductance in Aquifer Zone IIB$_1$ (Barnwell/McBean) at the F-Area Seepage Basins, Third Quarter 1992

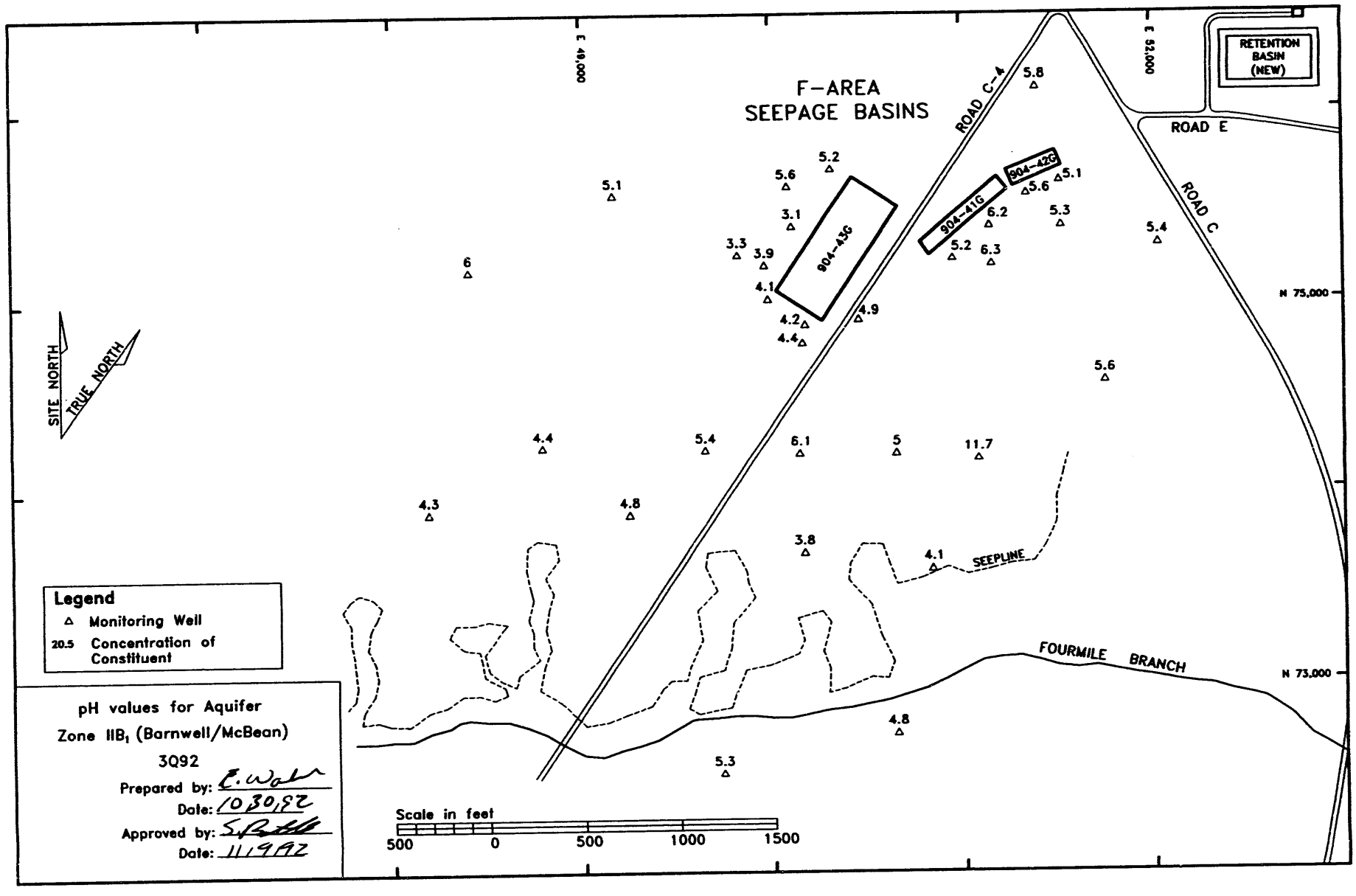

Figure 36. pH Values in Aquifer Zone IIB_1 (Barnwell/McBean) at the F-Area Seepage Basins, Third Quarter 1992

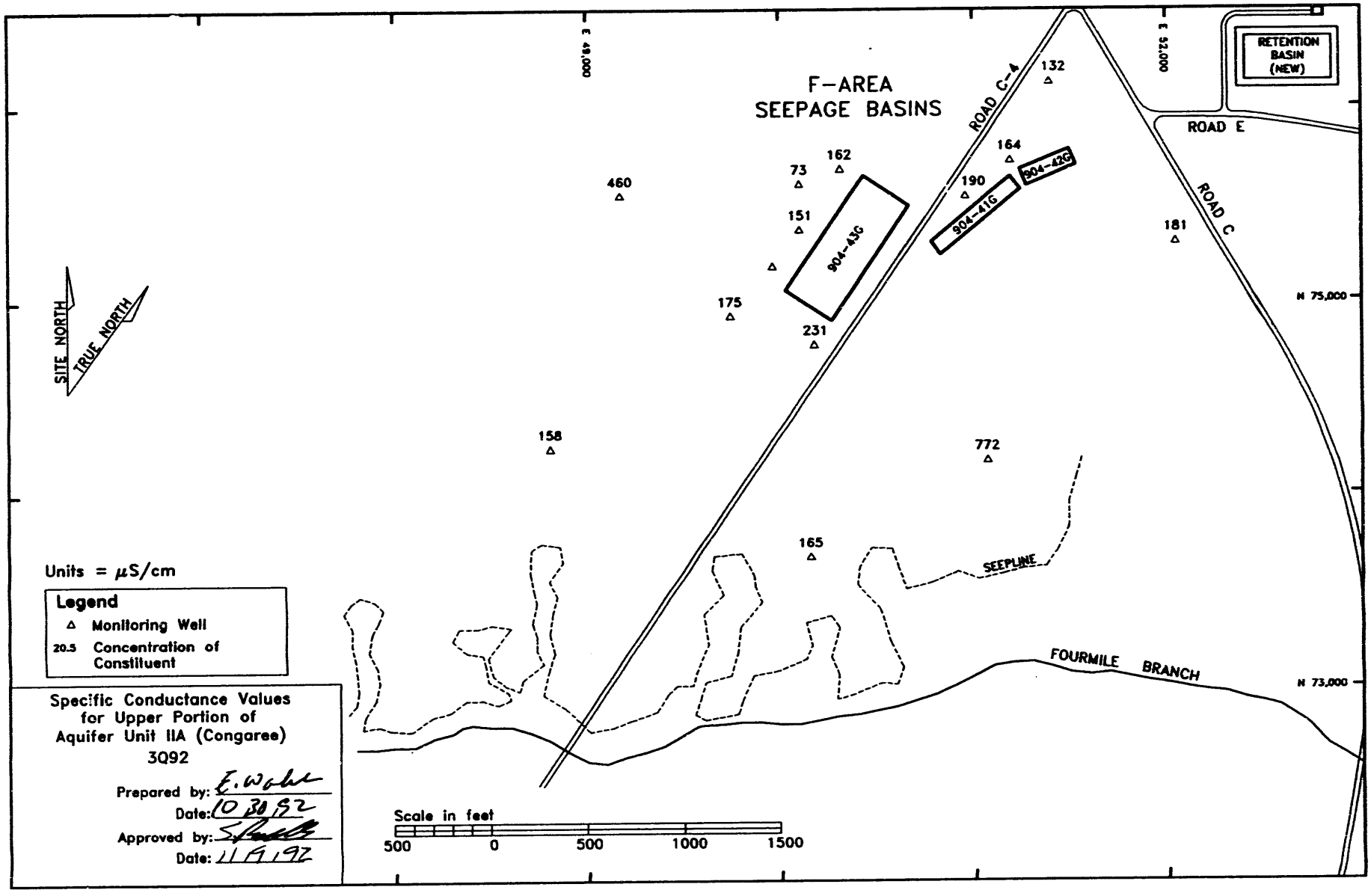

Figure 37. Specific Conductance in Upper Portion of Aquifer Unit IIA (Congaree) at the F-Area Seepage Basins, Third Quarter 1992

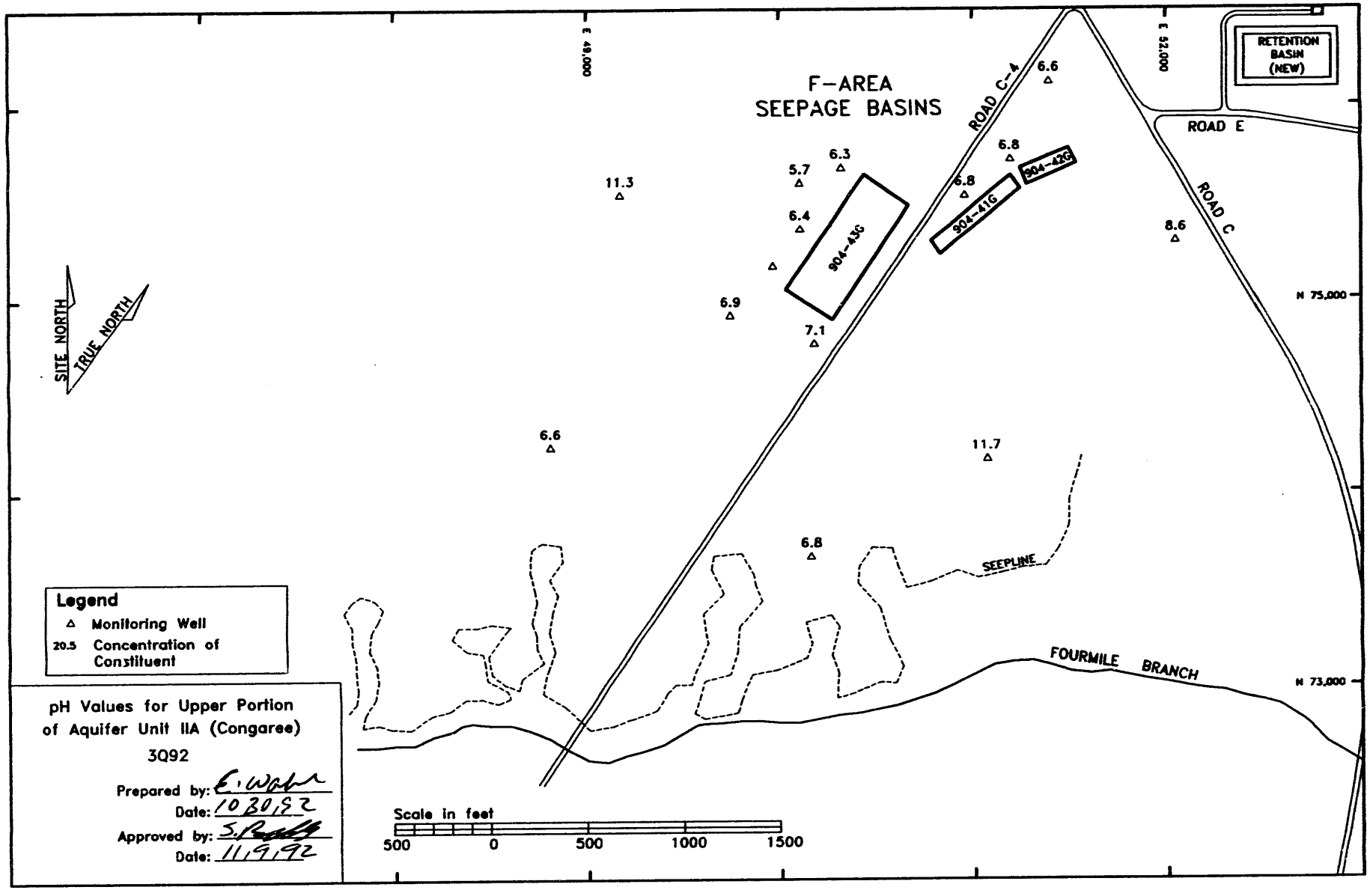

Figure 38. pH Values in Upper Portion of Aquifer Unit IIA (Congaree) at the F-Area Seepage Basins, Third Quarter 1992

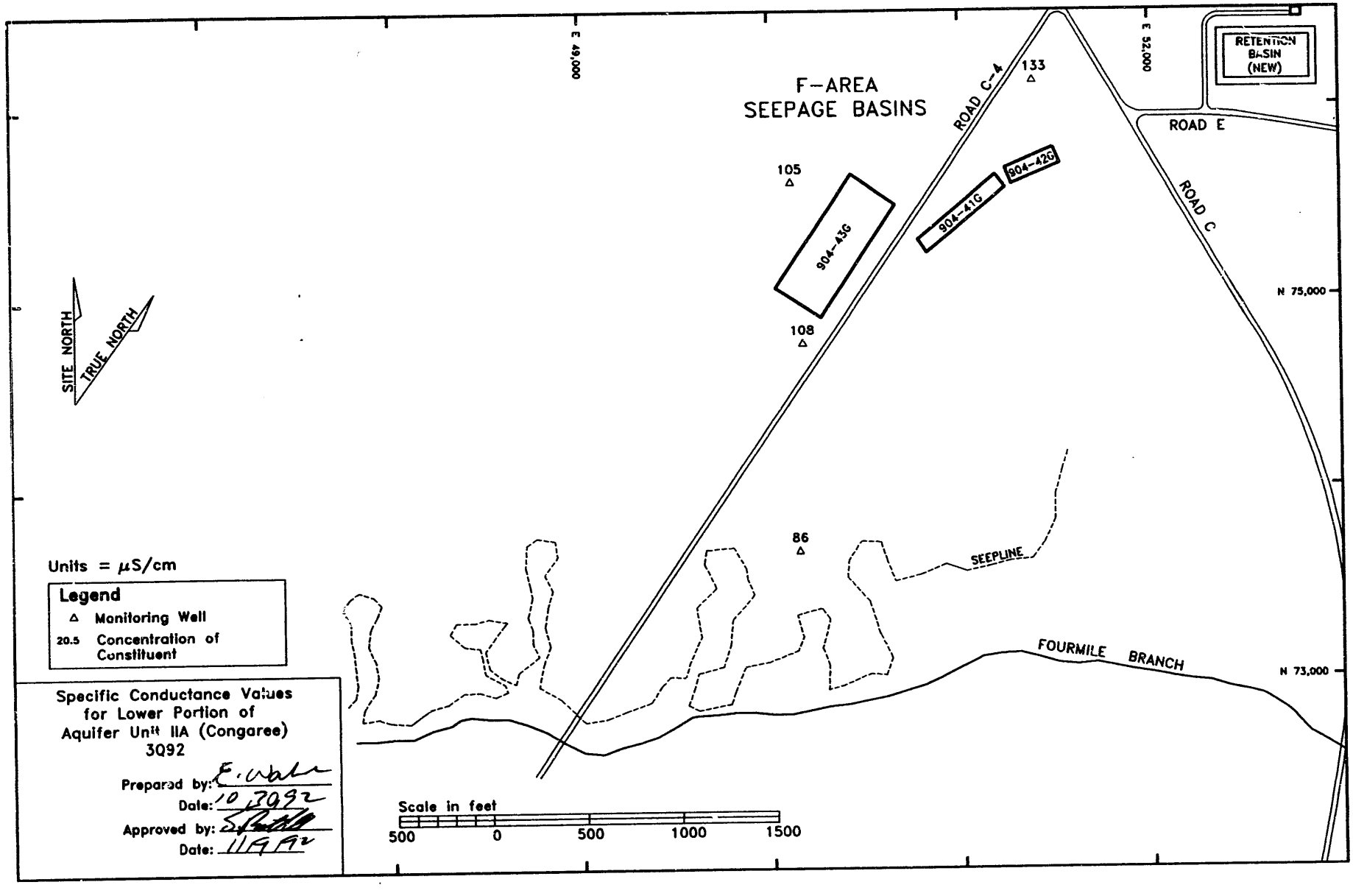

Figure 39. Specific Conductance in Lower Portion of Aquifer Unit IIA (Congaree) at the F-Area Seepage Basins, Third Quarter 1992

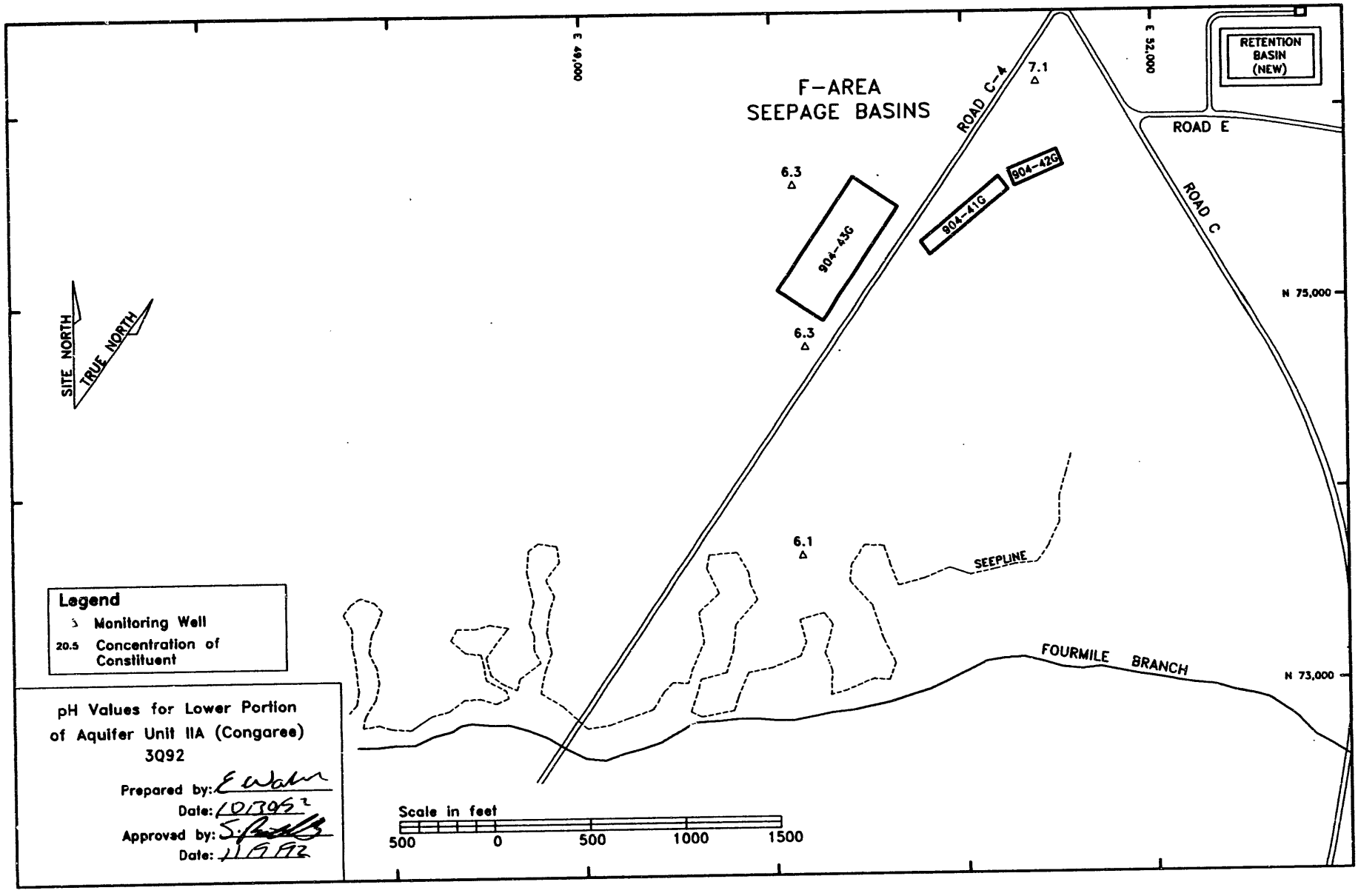

Figure 40. pH Values in Lower Portion of Aquifer Unit IIA (Congaree) at the F-Area Seepage Basins, Third Quarter 1992

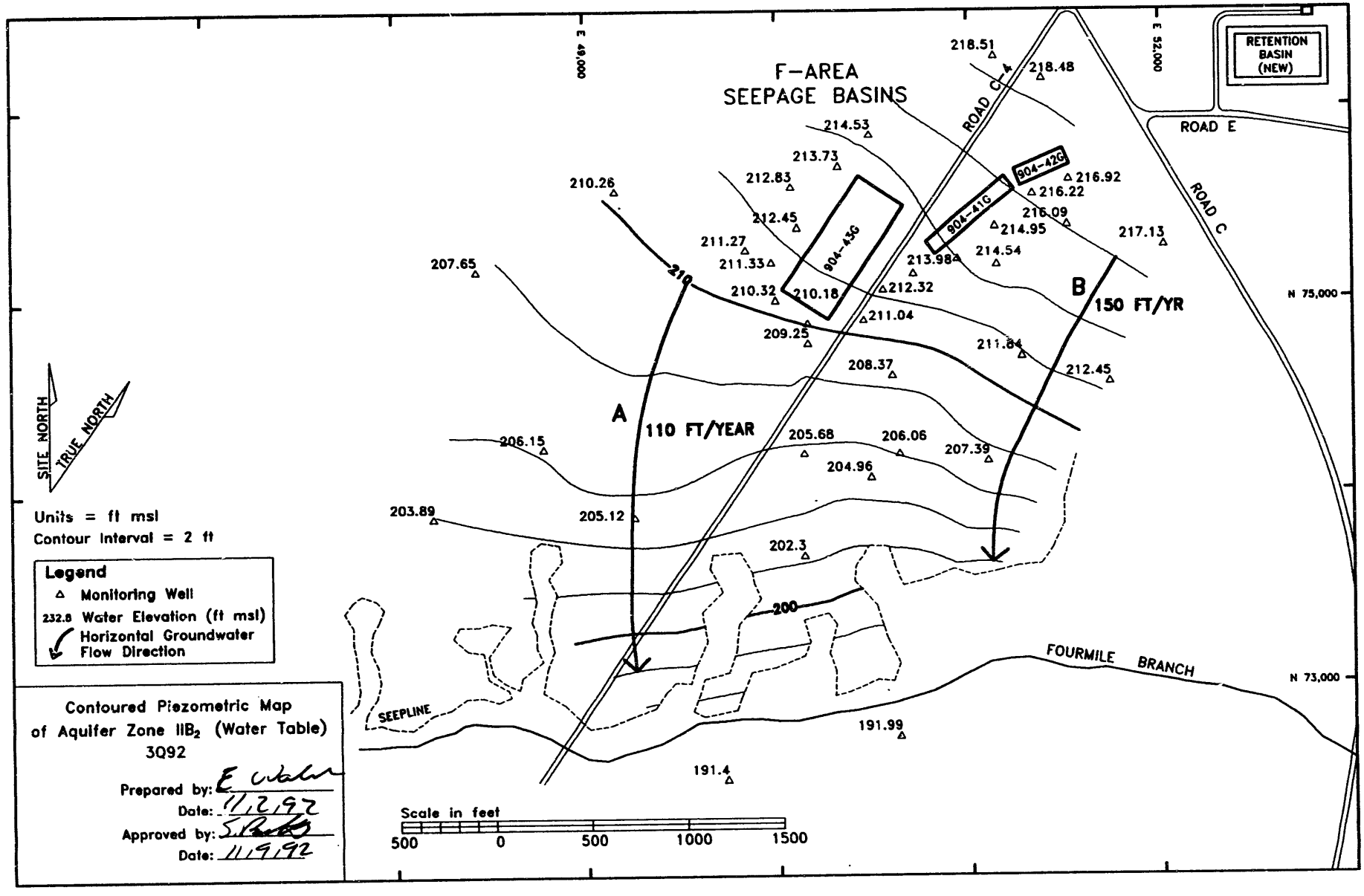

Figure 41. Piezometric Surface Map of Aquifer Zone IIB_2 (Water Table) at the F-Area Seepage Basins

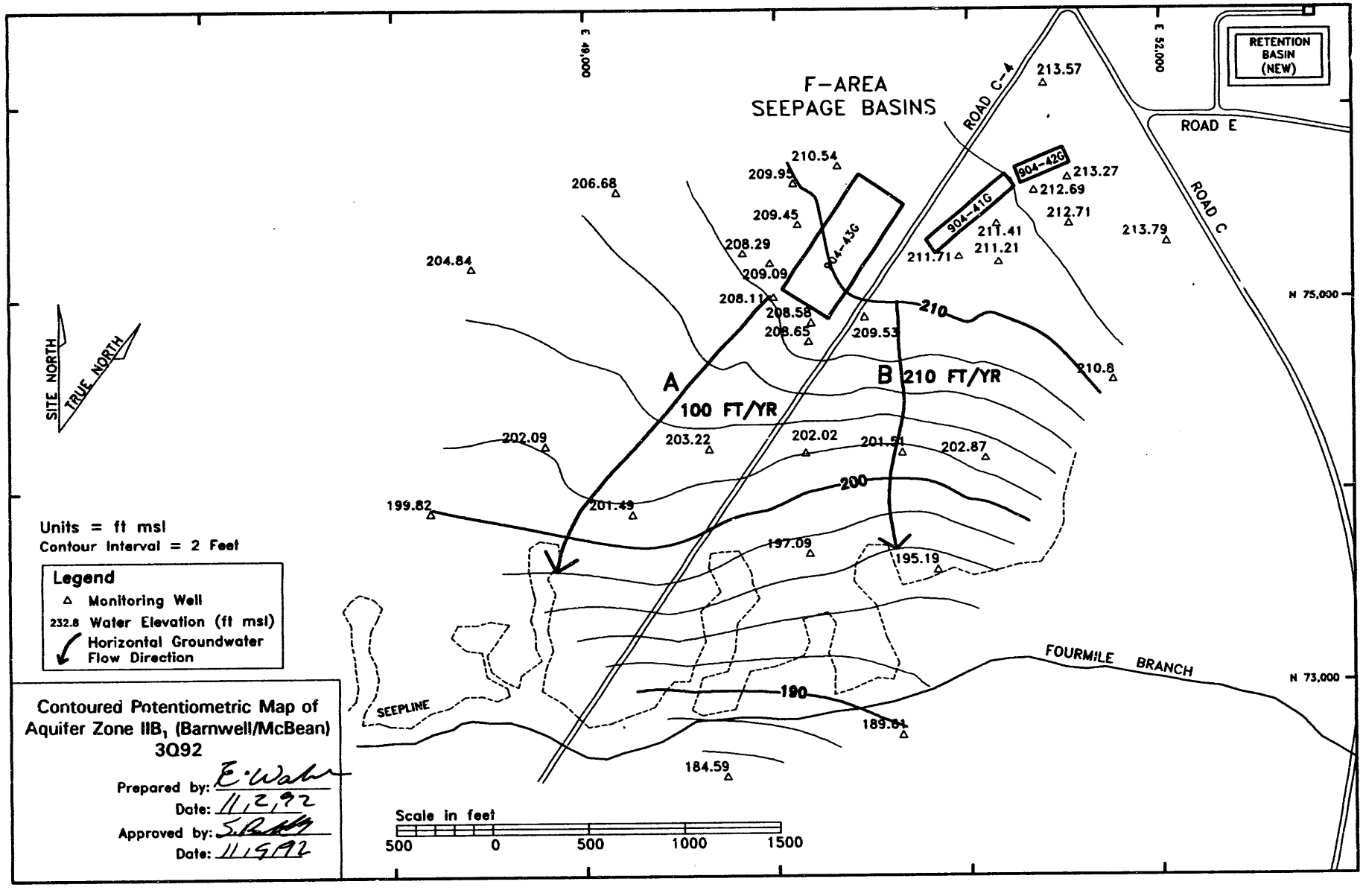

Figure 42. Potentiometric Surface Map of Aquifer Zone IIB$_1$ (Barnwell/McBean) at the F-Area Seepage Basins

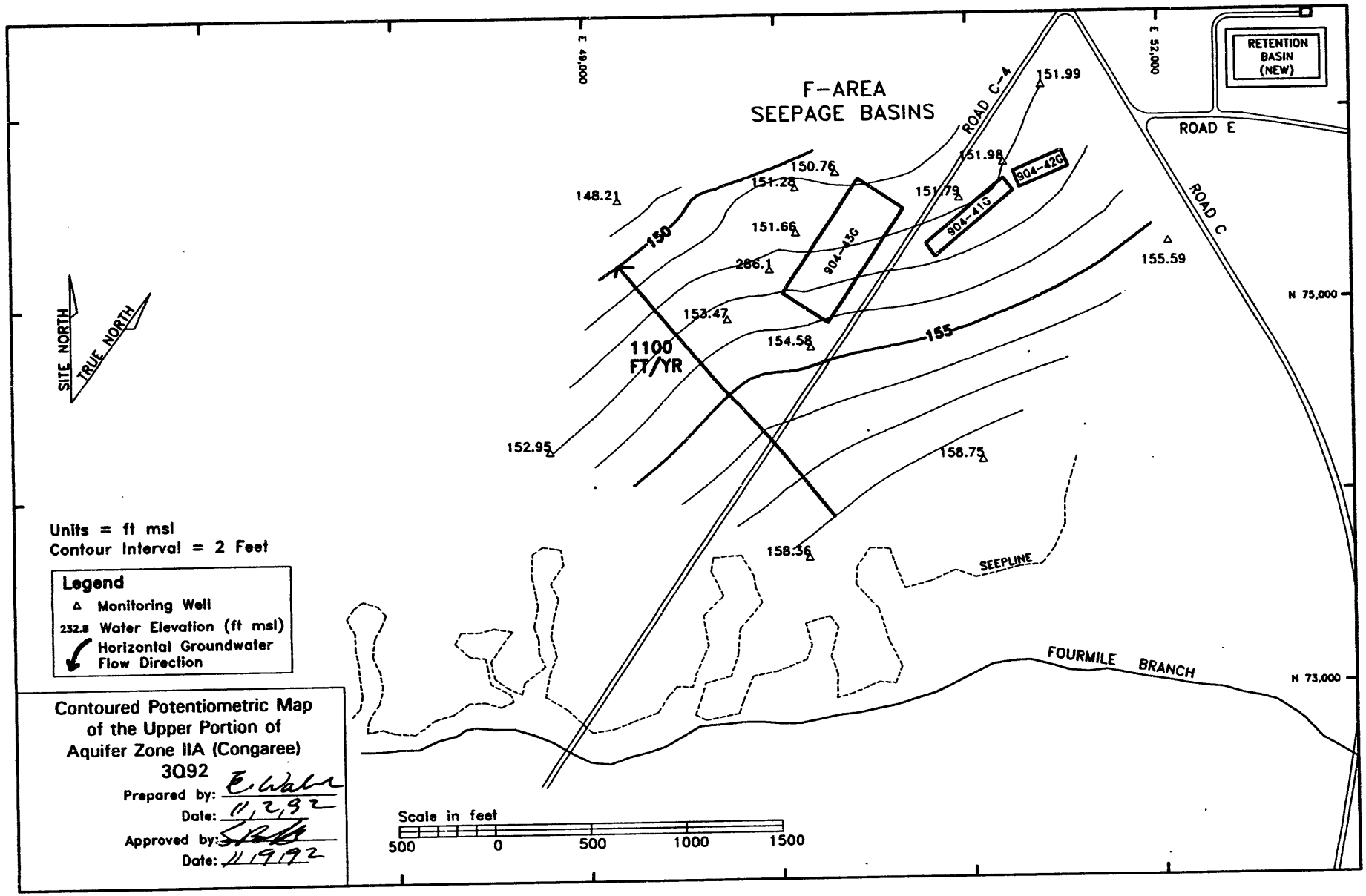

Figure 43. Potentiometric Surface Map of Upper Portion of Aquifer Unit IIA (Congaree) at the F-Area Seepage Basins

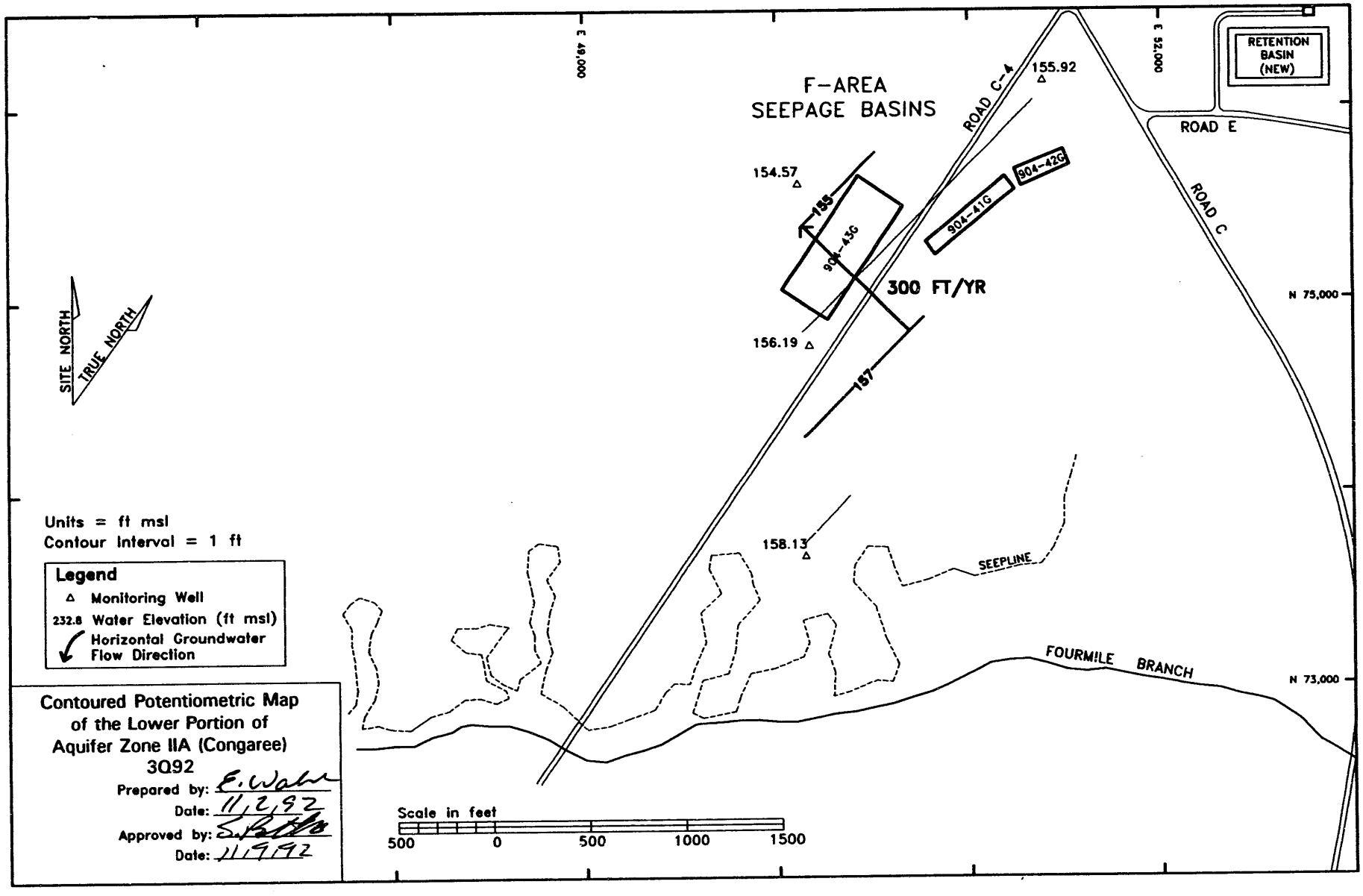

Figure 44. Potentiometric Surface Map of Lower Portion of Aquifer Unit IIA (Congaree) at the F-Area Seepage Basins

References

Aadland, R. K., and H. W. Bledsoe, 1990. **Classification of Hydrostratigraphic Units at the Savannah River Site, South Carolina**, WSRC-RP-90-987. Westinghouse Savannah River Company, Savannah River Site, Aiken, SC.

Aucott, W. R., M. E. Davis, and G. K. Speiran, 1987. **Geohydrologic Framework of the Coastal Plain Aquifers of South Carolina**, U.S. Geological Survey Water-Resources Investigations Report 85-4271.

DuPont (E. I. du Pont de Nemours & Company), 1989. **Final Safety Analysis Report of the Defense Waste Processing Facility**, DPSTSA-200-10. Savannah River Plant, Aiken, SC.

GeoTrans, Inc., 1988. **A Numerical Model of the Hydrogeological System Underlying the Savannah River Plant**, Final report submitted to Savannah River Laboratory. GeoTrans, Inc., Sterling, VA.

Siple, G. E., 1967. **Geology and Ground Water of the Savannah River Plant and Vicinity, South Carolina**. Geological Survey Water-Supply Paper 1841, Reston, VA.

Appendix D – Groundwater Monitoring Results Tables

Key to Reading the Tables

The following abbreviations may appear in the tabular data:

CN = Clemson Technical Center, Inc.
CS = carbon steel
D = primary drinking water standard (PDWS)
E = exponential notation (e.g., 1.1E−09 = 1.1×10^{-9} = 0.0000000011)
EM = Environmental Protection Department/Environmental Monitoring Section (EPD/EMS) Laboratory
GE = General Engineering Laboratories
GP = Environmental Physics, Inc.
H = holding time
1,2,3,4,6,7,8-HPCDD = 1,2,3,4,6,7,8-heptachlorodibenzo-p-dioxin
1,2,3,4,6,7,8-HPCDF = 1,2,3,4,6,7,8-heptachlorodibenzo-p-furan
1,2,3,4,7,8-HXCDD = 1,2,3,4,7,8-hexachlorodibenzo-p-dioxin
1,2,3,4,7,8-HXCDF = 1,2,3,4,7,8-hexachlorodibenzo-p-furan
Lindane = gamma-benzene hexachloride
mg/L = milligrams per liter
Mod = modifier
msl = mean sea level
MSL = million structures per liter
NTU = turbidity unit
PCB = polychlorinated biphenyl
1,2,3,7,8-PCDD = 1,2,3,7,8-pentachlorodibenzo-p-dioxin
1,2,3,7,8-PCDF = 1,2,3,7,8-pentachlorodibenzo-p-furan
pH = pH unit
pCi/L = picocuries per liter
pCi/mL = picocuries per milliliter
PDWS = primary drinking water standard
PVC = polyvinyl chloride
Sp. conductance = specific conductance
SP = Spencer Testing Services, Inc.
TCDD = tetrachlorodibenzo-p-dioxin
TCDF = tetrachlorodibenzo-p-furan
TM = TMA/Eberline
TOC = top of casing
WA = Roy F. Weston, Inc.
μg/L = micrograms per liter
μS/cm = microsiemens per centimeter

Holding Times

Standard analytical methods include a limit, called holding time, on the maximum elapsed time between sample collection and extraction or analysis by the laboratory. In the data tables, a large dot (●) in the H (holding time) column indicates that holding time was exceeded. Analyses performed beyond holding time may not yield valid results.

The South Carolina Department of Health and Environmental Control allows only 15 minutes to elapse between sampling and analysis for pH. Thus, only field pH measurements can meet the holding time criterion; laboratory pH analyses will always exceed it.

Laboratory-initiated procedures for reducing the number of other analyses performed out of holding time include subcontracting analyses when difficulties with equipment, personnel, or work load would prevent timely analyses. Beginning fourth quarter 1991, SRS reduced the compensation to laboratories for analyses performed out of holding time.

Data Qualification

The contract laboratories continually assess their own accuracy and precision according to U.S. Environmental Protection Agency (EPA) guidelines. They submit sample- or batch-specific quality assurance/quality control information either at the same time as analytical results or in a quarterly summary. Properly defined and used result modifiers (also referred to as qualifiers) can be a key component in assessing data useability. Result modifiers designed by EPD/EMS and provided to the primary laboratories are defined below. These modifiers appear in the data tables under the column "Mod."

Result modifier	Definition
(Blank)	Data are not qualified. Number should be interpreted exactly as reported.
A[a]	Value reported is the mean of two or more determinations.
J[a]	Value is estimated because quantitation in the sample or in associated quality control samples did not meet specifications.
L[a]	Value is off-scale high. The actual value is not known but is known to be greater than the value shown.
M[a]	Presence of the analyte is verified but not quantified.
R[a]	Result was rejected because performance requirements in the sample analysis or associated quality control analyses were not met.
T[a]	Analyte was not detected; if present, it was below the criteria for detection.
V[a]	Analyte was detected in the associated method blank.
1	Result may be an underestimation of the true value due to analytical bias.
2	Result may be an overestimation of the true value due to analytical bias.
3	The associated result may be of poor precision (high variability) due to analytical bias.
6	The associated result is from a re-analysis performed out of holding time due to problems with an earlier analysis.

[a] These codes are based on the STORET codes from EPA.

Table 1. Constituents Exceeding the Primary Drinking Water Standards

Aquifer Zone IIB_2 (Water Table)

Well	Constituent	Unit	2Q92	3Q92	Mod
FSB 76	Lead	µg/L	46	53	
	Gross alpha	pCi/L	1.6E+01	-[a]	
	Total alpha-emitting radium[b]	pCi/L	6.5E+00	5.0E+00	
	Tritium	pCi/mL	5.2E+02	5.8E+02	
FSB 77	Gross alpha	pCi/L	9.5E+02	6.7E+02	
	Lead	µg/L	19	19	
	Mercury	µg/L	5.8	3.6	
	Nitrate as nitrogen	µg/L	126,000	NA[c]	
	Nitrate-nitrite as nitrogen	µg/L	NA	151,000	
	Nonvolatile beta	pCi/L	1.8E+03	2.1E+03	
	Total alpha-emitting radium	pCi/L	9.9E+01	7.4E+01	
	Tritium	pCi/mL	7.8E+03	8.5E+03	
	Uranium	µg/L	NA	1,300	
FSB 78	Cadmium	µg/L	18	11	
	Cesium-137	pCi/L	NA	2.2E+02[d]	
	Cesium-137	pCi/L	NA	2.1E+02[d]	
	Gross alpha	pCi/L	6.6E+02	8.0E+02	
	Nitrate as nitrogen	µg/L	304,000	NA	
	Nitrate-nitrite as nitrogen	µg/L	NA	355,000	
	Nonvolatile beta	pCi/L	2.8E+03	1.7E+03	
	Total alpha-emitting radium	pCi/L	1.1E+02	5.3E+01	
	Tritium	pCi/mL	2.0E+04	1.9E+04[e]	
	Tritium	pCi/mL	NA	2.0E+04[e]	
	Uranium	µg/L	NA	2,590	
FSB 79	Gross alpha	pCi/L	4.8E+02[f]	4.2E+02	
	Gross alpha	pCi/L	4.2E+02[f]	NA	
	Mercury	µg/L	2.2	-	
	Nitrate as nitrogen	µg/L	160,000[g]	NA	
	Nitrate as nitrogen	µg/L	156,000[g]	NA	
	Nitrate-nitrite as nitrogen	µg/L	NA	153,000	
	Nonvolatile beta	pCi/L	7.2E+02[h]	1.1E+03	
	Nonvolatile beta	pCi/L	8.7E+02[h]	NA	
	Total alpha-emitting radium	pCi/L	5.1E+01[i]	3.5E+01	
	Total alpha-emitting radium	pCi/L	6.3E+01[i]	NA	
	Tritium	pCi/mL	1.0E+04[e]	9.2E+03	
	Tritium	pCi/mL	1.0E+04[e]	NA	
	Uranium	µg/L	NA	1,150	
FSB 87D	Gross alpha	pCi/L	1.1E+02	1.1E+02	
	Lead	µg/L	-	17	
	Nonvolatile beta	pCi/L	-	8.1E+01	
	Tritium	pCi/mL	9.5E+01	7.7E+01	
	Uranium	µg/L	NA	304[j]	
	Uranium	µg/L	NA	304[j]	
FSB 88D	Gross alpha	pCi/L	8.4E+01	3.0E+01	
	Lead	µg/L	-	15	
	Mercury	µg/L	2.8	-	

Aquifer Zone IIB_2 (Water Table)

Well	Constituent	Unit	2Q92	3Q92	Mod
	Nitrate as nitrogen	µg/L	38,500	NA	
	Nitrate-nitrite as nitrogen	µg/L	NA	52,000	
	Nonvolatile beta	pCi/L	2.8E+02	2.2E+02	
	Total alpha-emitting radium	pCi/L	9.6E+00[i]	9.3E+00	
	Total alpha-emitting radium	pCi/L	9.2E+00[i]	NA	
	Tritium	pCi/mL	3.4E+03	3.6E+03	
	Uranium	µg/L	NA	76	
FSB 89D	Gross alpha	pCi/L	1.5E+02	-	
	Lead	µg/L	-	20	
	Mercury	µg/L	-	5.0	
	Nitrate as nitrogen	µg/L	29,600	NA	
	Total alpha-emitting radium	pCi/L	1.5E+01[i]	1.2E+01[i]	
	Total alpha-emitting radium	pCi/L	1.6E+01[i]	1.4E+01[i]	
	Tritium	pCi/mL	1.3E+03	1.8E+03	
	Uranium	µg/L	NA	294	
FSB 90D	Cadmium	µg/L	-	5.4	
	Gross alpha	pCi/L	2.9E+02	1.7E+02	
	Lead	µg/L	58	34	
	Nitrate as nitrogen	µg/L	54,000	NA	
	Nitrate-nitrite as nitrogen	µg/L	NA	73,000	
	Nonvolatile beta	pCi/L	1.0E+03	9.0E+02	
	Total alpha-emitting radium	pCi/L	2.1E+01	2.1E+01	
	Tritium	pCi/mL	2.5E+03	2.4E+03	
	Uranium	µg/L	NA	158	
FSB 91D	Gross alpha	pCi/L	2.4E+02	1.8E+02	
	Nitrate as nitrogen	µg/L	74,000	NA	
	Nitrate-nitrite as nitrogen	µg/L	NA	73,000[k]	
	Nitrate-nitrite as nitrogen	µg/L	NA	73,000[k]	
	Nonvolatile beta	pCi/L	7.6E+02	5.6E+02	
	Total alpha-emitting radium	pCi/L	4.2E+01	2.3E+01	
	Tritium	pCi/mL	3.8E+03	4.6E+03	
	Uranium	µg/L	NA	349	
FSB 92D	Cadmium	µg/L	11	9.5	
	Gross alpha	pCi/L	3.2E+02	1.2E+02	
	Nitrate as nitrogen	µg/L	250,000	NA	
	Nitrate-nitrite as nitrogen	µg/L	NA	255,000	
	Nonvolatile beta	pCi/L	2.3E+03	2.2E+03	
	Total alpha-emitting radium	pCi/L	1.6E+02	9.4E+01	
	Tritium	pCi/mL	2.4E+04	2.3E+04	
	Uranium	µg/L	NA	47	
FSB 93D	Cadmium	µg/L	22	26	
	Gross alpha	pCi/L	2.3E+02	5.9E+01	
	Lead	µg/L	20	21	
	Nitrate as nitrogen	µg/L	121,000	NA	
	Nitrate-nitrite as nitrogen	µg/L	NA	173,000	
	Nonvolatile beta	pCi/L	3.3E+03	3.6E+03	
	Total alpha-emitting radium	pCi/L	4.8E+01	5.5E+01	
	Tritium	pCi/mL	1.0E+04[e]	1.5E+04	

Aquifer Zone IIB_2 (Water Table)

Well	Constituent	Unit	2Q92	3Q92	Mod
	Tritium	pCi/mL	1.0E+04[e]	NA	
	Uranium	µg/L	NA	324	
FSB 94DR	Cadmium	µg/L	5.1	5.3	
	Cesium-137	pCi/L	NA	3.3E+02	
	Gross alpha	pCi/L	1.2E+03	1.0E+03	
	Lead	µg/L	–	15	
	Mercury	µg/L	4.0	2.3	
	Nitrate as nitrogen	µg/L	402,000	NA	
	Nitrate-nitrite as nitrogen	µg/L	NA	420,000	
	Nonvolatile beta	pCi/L	2.6E+03	2.5E+03	
	Total alpha-emitting radium	pCi/L	8.5E+01	7.0E+01	
	Tritium	pCi/mL	3.0E+04	2.8E+04	
	Uranium	µg/L	NA	2,270	
FSB 95DR	Cesium-137	pCi/L	NA	9.8E+C2[d]	
	Cesium-137	pCi/L	NA	9.7E+02[d]	
	Gross alpha	pCi/L	1.3E+03	2.1E+03	
	Lead	µg/L	28	48	
	Nitrate as nitrogen	µg/L	572,000[g]	NA	
	Nitrate as nitrogen	µg/L	572,000[g]	NA	
	Nitrate-nitrite as nitrogen	µg/L	NA	465,000[k]	
	Nitrate-nitrite as nitrogen	µg/L	NA	475,000[k]	
	Nonvolatile beta	pCi/L	3.0E+03	3.3E+03	
	Total alpha-emitting radium	pCi/L	6.9E+01	6.1E+01	
	Tritium	pCi/mL	2.8E+04	2.6E+04	
	Uranium	µg/L	NA	5,240	
FSB 97D	Cesium-137	pCi/L	NA	2.5E+02	
	Gross alpha	pCi/L	1.3E+03[f]	1.2E+03	
	Gross alpha	pCi/L	1.2E+03[f]	NA	
	Lead	µg/L	113	89	
	Nitrate as nitrogen	µg/L	358,000	NA	
	Nitrate-nitrite as nitrogen	µg/L	NA	860,000[k]	
	Nitrate-nitrite as nitrogen	µg/L	NA	885,000[k]	
	Nonvolatile beta	pCi/L	1.9E+03[h]	2.1E+03	
	Nonvolatile beta	pCi/L	2.1E+03[h]	NA	
	Total alpha-emitting radium	pCi/L	4.9E+01	3.6E+01	
	Tritium	pCi/mL	2.5E+04	2.1E+04	
	Uranium	µg/L	NA	2,990	
FSB 98D	Gross alpha	pCi/L	1.3E+03	8.3E+02	
	Lead	µg/L	–	17	
	Nitrate as nitrogen	µg/L	262,000	NA	
	Nitrate-nitrite as nitrogen	µg/L	NA	263,000	
	Nonvolatile beta	pCi/L	1.6E+03	1.2E+03	
	Total alpha-emitting radium	pCi/L	1.5E+02	4.6E+01	
	Tritium	pCi/mL	1.7E+04	1.2E+04[e]	
	Tritium	pCi/mL	NA	1.2E+04[e]	
FSB 99D	Cadmium	µg/L	7.2	–	
	Tritium	pCi/mL	6.9E+01	4.0E+01	

Aquifer Zone IIB_2 (Water Table)

Well	Constituent	Unit	2Q92	3Q92	Mod
FSB104D	Cadmium	µg/L	12	9.6	
	Gross alpha	pCi/L	4.0E+02[f]	4.9E+02	
	Gross alpha	pCi/L	4.1E+02[f]	NA	
	Nitrate as nitrogen	µg/L	140,000	NA	
	Nitrate-nitrite as nitrogen	µg/L	NA	122,000	
	Nonvolatile beta	pCi/L	1.8E+03[h]	1.3E+03	
	Nonvolatile beta	pCi/L	1.7E+03[h]	NA	
	Total alpha-emitting radium	pCi/L	5.9E+01[i]	4.1E+01	
	Total alpha-emitting radium	pCi/L	5.6E+01[i]	NA	
	Tritium	pCi/mL	9.1E+03	7.7E+03	
	Uranium	µg/L	NA	1,190	
FSB105DR	Gross alpha	pCi/L	1.4E+03[f]	2.9E+02	
	Gross alpha	pCi/L	1.5E+03[f]	NA	
	Nitrate as nitrogen	µg/L	430,000	NA	
	Nitrate-nitrite as nitrogen	µg/L	NA	400,000	
	Nonvolatile beta	pCi/L	1.5E+03[h]	9.8E+02	
	Nonvolatile beta	pCi/L	1.5E+03[h]	NA	
	Total alpha-emitting radium	pCi/L	2.9E+02[i]	1.0E+02	
	Total alpha-emitting radium	pCi/L	2.5E+02[i]	NA	
	Tritium	pCi/mL	2.7E+04	2.5E+04	
	Uranium	µg/L	NA	1,650	
FSB106D	Nickel	µg/L	376	208	
	Tritium	pCi/mL	3.1E+01	NA	
FSB107D	Gross alpha	pCi/L	1.4E+02	1.4E+02	
	Nitrate as nitrogen	µg/L	13,100	NA	
	Nitrate-nitrite as nitrogen	µg/L	NA	12,400	
	Nonvolatile beta	pCi/L	2.8E+02	2.3E+02	
	Total alpha-emitting radium	pCi/L	1.0E+01	7.1E+00	
	Tritium	pCi/mL	1.1E+02	8.7E+01	
	Uranium	µg/L	NA	282	
FSB109D	Tritium	pCi/mL	2.5E+01	2.1E+01[e]	
	Tritium	pCi/mL	NA	2.1E+01[e]	
FSB110D	Gross alpha	pCi/L	7.9E+02	5.1E+02	
	Nitrate as nitrogen	µg/L	227,000	NA	
	Nitrate-nitrite as nitrogen	µg/L	NA	163,000	
	Nonvolatile beta	pCi/L	1.0E+03	6.8E+02	
	Total alpha-emitting radium	pCi/L	2.5E+01[i]	1.1E+01	
	Total alpha-emitting radium	pCi/L	2.4E+01[i]	NA	
	Tritium	pCi/mL	1.5E+04	9.8E+03	
	Uranium	µg/L	NA	2,020	
FSB112D	Gross alpha	pCi/L	2.1E+02	3.1E+01	
	Nitrate as nitrogen	µg/L	213,000	NA	
	Nitrate-nitrite as nitrogen	µg/L	NA	220,000	
	Nonvolatile beta	pCi/L	4.2E+03	3.6E+03	
	Total alpha-emitting radium	pCi/L	2.4E+02	2.5E+02	
	Tritium	pCi/mL	9.7E+03	9.3E+03	

Aquifer Zone IIB_2 (Water Table)

Well	Constituent	Unit	2Q92	3Q92	Mod
FSB117D	Gross alpha	pCi/L	1.0E+03	1.0E+03[f]	
	Gross alpha	pCi/L	NA	1.0E+03[f]	
	Nitrate as nitrogen	µg/L	94,200	NA	
	Nitrate-nitrite as nitrogen	µg/L	NA	100,000	
	Nonvolatile beta	pCi/L	1.6E+03	1.3E+03[h]	
	Nonvolatile beta	pCi/L	NA	1.3E+03[h]	
	Total alpha-emitting radium	pCi/L	6.4E+01	6.1E+01[i]	
	Total alpha-emitting radium	pCi/L	NA	6.4E+01[i]	
	Tritium	pCi/mL	3.6E+03	3.5E+03	
	Uranium	µg/L	NA	2,060	
FSB118D	Thallium	µg/L	–	4.1	
	Tetrachloroethylene	µg/L	5.6	–	
FSB119D	Gross alpha	pCi/L	7.6E+02	7.1E+02	
	Lead	µg/L	–	25	
	Nitrate as nitrogen	µg/L	257,000	NA	
	Nitrate-nitrite as nitrogen	µg/L	NA	264,000	
	Nonvolatile beta	pCi/L	2.4E+03	2.2E+03	
	Total alpha-emitting radium	pCi/L	1.1E+02	1.1E+02	
	Tritium	pCi/mL	2.2E+04	2.0E+04	
	Uranium	µg/L	NA	2,420	
FSB121DR	Gross alpha	pCi/L	NA	4.0E+01	
	Nitrate-nitrite as nitrogen	µg/L	NA	25,400	
	Nonvolatile beta	pCi/L	NA	1.7E+02	V
	Total alpha-emitting radium	pCi/L	NA	7.5E+00	
	Tritium	pCi/mL	NA	4.7E+02	
FSB122D	Nickel	µg/L	186	–	
	Nitrate-nitrite as nitrogen	µg/L	NA	12,000	
	Nonvolatile beta	pCi/L	–	5.5E+01	V
	Total alpha-emitting radium	pCi/L	–	3.2E+01	
	Tritium	pCi/mL	5.1E+02	5.4E+02	

Aquifer Zone IIB_1 (Barnwell/McBean)

Well	Constituent	Unit	2Q92	3Q92	Mod
FSB 78C	Cadmium	µg/L	12	13	
	Gross alpha	pCi/L	1.9E+02	9.6E+01	
	Lead	µg/L	44	21	
	Nitrate as nitrogen	µg/L	255,000	NA	
	Nitrate-nitrite as nitrogen	µg/L	NA	295,000	
	Nonvolatile beta	pCi/L	1.8E+03	2.0E+03	
	Total alpha-emitting radium	pCi/L	4.7E+01	2.7E+01	
	Tritium	pCi/mL	9.1E+03[e]	8.7E+03	
	Tritium	pCi/mL	9.6E+03[e]	NA	
FSB 79C	Cadmium	µg/L	30[l]	19	
	Cadmium	µg/L	32[l]	NA	

Aquifer Zone IIB_1 (Barnwell/McBean)

Well	Constituent	Unit	2Q92	3Q92	Mod
	Gross alpha	pCi/L	3.5E+02	4.0E+02	
	Nitrate as nitrogen	µg/L	170,000	NA	
	Nitrate-nitrite as nitrogen	µg/L	NA	174,000	
	Nonvolatile beta	pCi/L	3.2E+03	3.0E+03	
	Total alpha-emitting radium	pCi/L	4.6E+01[i]	9.8E+01	
	Total alpha-emitting radium	pCi/L	5.2E+01[i]	NA	
	Tritium	pCi/mL	1.0E+04	9.2E+03	
	Uranium	µg/L	NA	414	
FSB 87C	Nitrate as nitrogen	µg/L	11,900	NA	
	Nitrate-nitrite as nitrogen	µg/L	NA	10,200[k]	
	Nitrate-nitrite as nitrogen	µg/L	NA	10,200[k]	
	Tritium	pCi/mL	7.7E+02	6.0E+02[e]	
	Tritium	pCi/mL	NA	6.1E+02[e]	
FSB 88C	Antimony	µg/L	–	11	J3
FSB 90C	Nitrate as nitrogen	µg/L	13,500	NA	
	Nitrate-nitrite as nitrogen	µg/L	NA	14,600	
	Tritium	pCi/mL	7.6E+02	7.1E+02	
FSB 91C	Gross alpha	pCi/L	3.9E+01	5.1E+01	
	Nitrate as nitrogen	µg/L	49,000	NA	
	Nitrate-nitrite as nitrogen	µg/L	NA	47,000	
	Nonvolatile beta	pCi/L	1.1E+03	9.5E+02	
	Total alpha-emitting radium	pCi/L	5.9E+01	5.5E+01	
	Tritium	pCi/mL	1.9E+03	1.5E+03	
FSB 93C	Nitrate as nitrogen	µg/L	42,000	NA	
	Tritium	pCi/mL	1.6E+03	1.5E+03	
FSB 94C	Cadmium	µg/L	8.9	–	
	Gross alpha	pCi/L	6.2E+01	–	
	Nitrate as nitrogen	µg/L	288,000	NA	
	Nitrate-nitrite as nitrogen	µg/L	NA	265,000[k]	
	Nitrate-nitrite as nitrogen	µg/L	NA	265,000[k]	
	Nonvolatile beta	pCi/L	2.9E+03	3.1E+03	
	Total alpha-emitting radium	pCi/L	7.1E+01	6.6E+01	
	Tritium	pCi/mL	1.2E+04	1.1E+04	
FSB 95CR	Cadmium	µg/L	6.4	7.9	
	Gross alpha	pCi/L	5.4E+02	4.1E+02	
	Nitrate as nitrogen	µg/L	216,000	NA	
	Nitrate-nitrite as nitrogen	µg/L	NA	223,000	
	Nonvolatile beta	pCi/L	3.0E+03	2.2E+03	
	Total alpha-emitting radium	pCi/L	1.1E+02	1.2E+02	
	Tritium	pCi/mL	8.9E+03[e]	8.6E+03[e]	
	Tritium	pCi/mL	9.2E+03[e]	8.8E+03[e]	
	Uranium	µg/L	NA	425	
FSB 97C	Gross alpha	pCi/L	1.2E+02	4.1E+02	
	Nitrate as nitrogen	µg/L	180,000	NA	
	Nitrate-nitrite as nitrogen	µg/L	NA	193,000	

Aquifer Zone IIB_1 (Barnwell/McBean)

Well	Constituent	Unit	2Q92	3Q92	Mod
	Nonvolatile beta	pCi/L	7.4E+02	9.8E+02	
	Total alpha-emitting radium	pCi/L	1.0E+02	9.7E+01	
	Tritium	pCi/mL	1.0E+04[e]	9.5E+03	
	Tritium	pCi/mL	1.0E+04[e]	NA	
	Uranium	µg/L	NA	430	
FSB 98C	Gross alpha	pCi/L	4.9E+02	5.5E+02[f]	
	Gross alpha	pCi/L	NA	6.2E+02[f]	
	Nitrate as nitrogen	µg/L	256,000	NA	
	Nitrate-nitrite as nitrogen	µg/L	NA	260,000	
	Nonvolatile beta	pCi/L	1.8E+03	1.9E+03[h]	
	Nonvolatile beta	pCi/L	NA	1.9E+03[h]	
	Total alpha-emitting radium	pCi/L	1.4E+02	1.0E+02[i]	
	Total alpha-emitting radium	pCi/L	NA	1.0E+02[i]	
	Tritium	pCi/mL	1.4E+04	1.4E+04	
	Uranium	µg/L	NA	501	
FSB 99C	Gross alpha	pCi/L	1.5E+01	-	
	Nitrate as nitrogen	µg/L	36,400	NA	
	Nitrate-nitrite as nitrogen	µg/L	NA	36,000	
	Nonvolatile beta	pCi/L	1.4E+02	1.0E+02	
	Total alpha-emitting radium	pCi/L	9.8E+00[i]	9.2E+00	
	Total alpha-emitting radium	pCi/L	1.1E+01[i]	NA	
	Trichloroethylene	µg/L	26	26	
	Tritium	pCi/mL	1.9E+03	1.8E+03	
FSB102C	Cadmium	µg/L	-	5.0	
	Nitrate as nitrogen	µg/L	37,000	NA	
	Nitrate-nitrite as nitrogen	µg/L	NA	35,000	
	Nonvolatile beta	pCi/L	4.6E+02	3.8E+02	
	Total alpha-emitting radium	pCi/L	7.7E+00	6.1E+00	
	Tritium	pCi/mL	1.1E+03	9.5E+02	
FSB103C	Nitrate as nitrogen	µg/L	25,400	NA	
	Nitrate-nitrite as nitrogen	µg/L	NA	25,800	
	Tritium	pCi/mL	7.4E+02	6.7E+02	
FSB104C	Nitrate as nitrogen	µg/L	47,000	NA	
	Nitrate-nitrite as nitrogen	µg/L	NA	50,400	
	Nonvolatile beta	pCi/L	7.3E+01	-	
	Tritium	pCi/mL	1.3E+03[e]	1.3E+03	
	Tritium	pCi/mL	1.3E+03[e]	NA	
FSB105C	Cadmium	µg/L	-	5.2	
	Gross alpha	pCi/L	3.0E+02	2.0E+02	
	Nitrate as nitrogen	µg/L	192,000	NA	
	Nitrate-nitrite as nitrogen	µg/L	NA	200,000	
	Nonvolatile beta	pCi/L	1.5E+03	1.2E+03	
	Total alpha-emitting radium	pCi/L	1.6E+02	1.1E+02	
	Tritium	pCi/mL	1.1E+04	9.0E+03[e]	
	Tritium	pCi/mL	NA	9.2E+03[e]	
	Uranium	µg/L	NA	133	

Aquifer Zone IIB_1 (Barnwell/McBean)

Well	Constituent	Unit	2Q92	3Q92	Mod
FSB106C	Cadmium	µg/L	5.3	6.1	
	Gross alpha	pCi/L	3.1+01	3.5E+01	
	Nitrate as nitrogen	µg/L	66,700	NA	
	Nitrate-nitrite as nitrogen	µg/L	NA	75,000	
	Nonvolatile beta	pCi/L	9.4E+02	8.5E+02	
	Total alpha-emitting radium	pCi/L	3.4E+01[i]	2.4E+01	
	Total alpha-emitting radium	pCi/L	3.7E+01[i]	NA	
	Tritium	pCi/mL	1.9E+03	1.6E+03	
FSB107C	Nitrate as nitrogen	µg/L	12,900	NA	
	Nonvolatile beta	pCi/L	1.0E+02	5.5E+01	
	Tritium	pCi/mL	2.5E+02	1.4E+02	
FSB110C	Nitrate as nitrogen	µg/L	33,000	NA	
	Nitrate-nitrite as nitrogen	µg/L	NA	37,500	
	Nonvolatile beta	pCi/L	5.4E+01	-	
	Tritium	pCi/mL	1.1E+03	9.2E+02[e]	
	Tritium	pCi/mL	NA	9.5E+02[e]	
FSB112C	Cadmium	µg/L	11	12	
	Gross alpha	pCi/L	1.3E+02	3.1E+01	
	Nitrate as nitrogen	µg/L	207,000	NA	
	Nitrate-nitrite as nitrogen	µg/L	NA	206,000	
	Nonvolatile beta	pCi/L	2.6E+03	2.1E+03	
	Total alpha-emitting radium	pCi/L	1.3E+02	1.5E+02	
	Tritium	pCi/mL	7.3E+03	6.6E+03	
FSB113C	Tritium	pCi/mL	5.8E+01[e]	5.5E+01	
	Tritium	pCi/mL	5.8E+01[e]	NA	
FSB120C	Nitrate as nitrogen	µg/L	53,500	NA	
	Nitrate-nitrite as nitrogen	µg/L	NA	53,600	
	Nonvolatile beta	pCi/L	5.3E+01[h]	-	
	Nonvolatile beta	pCi/L	5.8E+01[h]	NA	
	Total alpha-emitting radium	pCi/L	9.8E+00	1.2E+01	
	Tritium	pCi/mL	1.9E+03	1.7E+03	
FSB121C	Tritium	pCi/mL	7.8E+01	7.5E+01	
FSB122C	Nitrate as nitrogen	µg/L	58,400	NA	
	Nitrate-nitrite as nitrogen	µg/L	NA	55,000	
	Nonvolatile beta	pCi/L	1.2E+02	7.7E+01	
	Total alpha-emitting radium	pCi/L	6.1E+00	7.9E+00	
	Tritium	pCi/mL	2.0E+03	1.8E+03	

Aquifer Unit IIA (upper Congaree)

Well	Constituent	Unit	2Q92	3Q92	Mod
FSB 78B	Tritium	pCi/mL	2.4E+02	2.3E+02	

Aquifer Unit IIA (upper Congaree)

FSB 79B	Radium-228	pCi/L	1.8E+01[m]	NA	
	Radium-228	pCi/L	1.5E+01[m]	NA	
FSB 87B	Tritium	pCi/mL	6.3E+01	5.9E+01	
FSB 99A	Tritium	pCi/mL	1.2E+02	1.0E+02[e]	
	Tritium	pCi/mL	NA	1.1E+02[e]	
	Tritium	pCi/mL	NA	1.2E+02[e]	
	Tritium	pCi/mL	NA	1.1E+02[e]	
	Tritium	pCi/mL	NA	1.2E+02[e]	
FSB100A	Tritium	pCi/mL	1.8E+02	1.6E+02[e]	
	Tritium	pCi/mL	NA	1.6E+02[e]	
	Tritium	pCi/mL	NA	1.7E+02[e]	
	Tritium	pCi/mL	NA	1.8E+02[e]	
FSB112A	Tritium	pCi/mL	6.1E+01[e]	5.8E+01	
	Tritium	pCi/mL	5.6E+01[e]	NA	
	Tritium	pCi/mL	5.7E+01[e]	NA	
	Tritium	pCi/mL	4.7E+01[e]	NA	
FSB113A	Tritium	pCi/mL	3.2E+01	4.0E+01	
FSB120A	Antimony	µg/L	–	5.3	J3
	Arsenic	µg/L	–	96	
	Thallium	µg/L	–	9.0	
	Tritium	pCi/mL	1.6E+02	1.2E+02[e]	
	Tritium	pCi/mL	NA	1.2E+02[e]	

Aquifer Unit IIA (lower Congaree)

Well	Constituent	Unit	2Q92	3Q92	Mod
FSB 78A	Antimony	µg/L	–	9.0	J3
FSB 79A	Tritium	pCi/mL	–	5.9E+01	

---

[a] – = analyzed but not above PDWS.
[b] The PDWS for total radium was applied to total alpha-emitting radium.
[c] NA = not analyzed.
[d] Duplicate/replicate samples of cesium-137.
[e] Duplicate/replicate samples of tritium.
[f] Duplicate/replicate samples of gross alpha.
[g] Duplicate/replicate samples of nitrate as nitrogen.
[h] Duplicate/replicate samples of nonvolatile beta.
[i] Duplicate/replicate samples of total alpha-emitting radium.
[j] Duplicate/replicate samples of uranium.
[k] Duplicate/replicate samples of nitrate-nitrate as nitrogen.
[l] Duplicate/replicate samples of cadmium.
[m] Duplicate/replicate samples of radium-228.

Table 2. Constituents Exceeding Half the Primary Drinking Water Standards or Other Flag 1 or Flag 2 Criteria

Aquifer Zone IIB_2 (Water Table)

Well	Constituent	Unit	3Q92	Mod	Flag
FSB 76	Aluminum	µg/L	118		2
	Copper	µg/L	703		1
	Nitrate-nitrite as nitrogen	µg/L	9,800		1
FSB 77	Aluminum	µg/L	31,000		2
	Cadmium	µg/L	4.7		1
	Manganese	µg/L	591		2
	pH	pH	3.5	J	1
	Specific conductance	µS/cm	980		2
FSB 78	Aluminum	µg/L	54,700		2
	Manganese	µg/L	1,850		2
	Mercury	µg/L	1.1		1
	pH	pH	3.2	J	1
	Specific conductance	µS/cm	2,100		2
FSB 79	Aluminum	µg/L	41,900		2
	Cadmium	µg/L	3.6		1
	Cobalt	µg/L	166		2
	Manganese	µg/L	3,540		2
	pH	pH	3.5	J	1
	Specific conductance	µS/cm	1,000		2
FSB 87D	Aluminum	µg/L	1,100[a]		2
	Aluminum	µg/L	1,100[a]		2
	Cadmium	µg/L	2.6		1
	Manganese	µg/L	33[b]		1
	Manganese	µg/L	33[b]		1
FSB 88D	Aluminum	µg/L	1,090		2
	Manganese	µg/L	181		2
	Specific conductance	µS/cm	400		1
FSB 89D	Aluminum	µg/L	3,810		2
	Manganese	µg/L	189		2
	Specific conductance	µS/cm	250		1
FSB 90D	Aluminum	µg/L	6,060		2
	Manganese	µg/L	548		2
	Specific conductance	µS/cm	305		1
FSB 91D	Aluminum	µg/L	22,800		2
	Cadmium	µg/L	4.2		1
	Manganese	µg/L	398		2
	pH	pH	3.6[c]	J	1
	pH	pH	3.6[c]	J	1

Aquifer Zone IIB_2 (Water Table)

Well	Constituent	Unit	3Q92	Mod	Flag
	Silica, total	µg/L	13,500		2
	Specific conductance	µS/cm	482[d]		1
	Specific conductance	µS/cm	482[d]		1
FSB 92D	Aluminum	µg/L	48,600		2
	Cesium-137	pCi/L	1.9E+02		1
	Manganese	µg/L	664		2
	pH	pH	3.5	J	1
FSB 93D	Aluminum	µg/L	36,700		2
	Iron	µg/L	211		1
	Manganese	µg/L	865		2
	pH	pH	3.9	J	1
	Specific conductance	µS/cm	1,400		2
FSB 94DR	Aluminum	µg/L	119,000		2
	Barium	µg/L	1,040		1
	Cobalt	µg/L	98		2
	Manganese	µg/L	5,900		2
	Nickel	µg/L	61		1
	pH	pH	3.1	J	1
	Specific conductance	µS/cm	3,300		2
	Total organic carbon	µg/L	5,000		1
FSB 95DR	Aluminum	µg/L	131,000		2
	Cadmium	µg/L	2.5		1
	Cobalt	µg/L	40		2
	Iron	µg/L	214		1
	Manganese	µg/L	4,130		2
	Mercury	µg/L	1.4		1
	Nickel	µg/L	55		1
	pH	pH	3.1	J	1
FSB 97D	Aluminum	µg/L	84,200		2
	Barium	µg/L	1,070		1
	Cobalt	µg/L	63		2
	Iron	µg/L	1,020		2
	Manganese	µg/L	6,090		2
	Nickel	µg/L	51		1
	pH	pH	3.9		1
	Specific conductance	µS/cm	2,220		2
FSB 98D	Aluminum	µg/L	48,900		2
	Barium	µg/L	1,690		1
	Cobalt	µg/L	147		2
	Iron	µg/L	354		2
	Manganese	µg/L	3,230		2
	pH	pH	3.7	J	1
	Specific conductance	µS/cm	1,800		2
FSB 99D	*Gross alpha*	pCi/L	9.4E+00		1
	Lead	µg/L	11		1

Aquifer Zone IIB_2 (Water Table)

Well	Constituent	Unit	3Q92	Mod	Flag
FSB104D	Aluminum	µg/L	45,500		2
	Cobalt	µg/L	37		1
	Manganese	µg/L	949		2
	pH	pH	3.7	J	1
	Specific conductance	µS/cm	920		2
FSB105DR	Aluminum	µg/L	56,400		2
	Barium	µg/L	1,120		1
	Cobalt	µg/L	342		2
	Iron	µg/L	299		1
	Lead	µg/L	9.1		1
	Manganese	µg/L	3,990		2
	Nickel	µg/L	75		1
	pH	pH	3.4	J	1
	Specific conductance	µS/cm	2,720		2
FSB106D	Manganese	µg/L	27		1
	Total organic halogens	µg/L	42		1
FSB107D	Aluminum	µg/L	3,100		2
	Manganese	µg/L	137		2
	Mercury	µg/L	1.1[e]		1
	Mercury	µg/L	1.2[e]		1
	pH	pH	3.9	J	1
FSB108D	Aluminum	µg/L	84		2
	Tritium	pCi/mL	1.2E+01		1
FSB109D	Aluminum	µg/L	31		1
	Lead	µg/L	11		1
FSB110D	Aluminum	µg/L	37,800		2
	Cadmium	µg/L	3.2		1
	Manganese	µg/L	403		2
	pH	pH	3.4[c]	J	1
	pH	pH	3.4[c]	J	1
	Silica, total	µg/L	125,000		2
	Specific conductance	µS/cm	1,250[d]		2
	Specific conductance	µS/cm	1,300[d]		2
	Tributyl phosphate	µg/L	70	J1	1
FSB111D	Aluminum	µg/L	33		1
	Tritium	pCi/mL	1.2E+01		1
FSB112D	Aluminum	µg/L	21,700		2
	Cadmium	µg/L	4.8		1
	Cobalt	µg/L	73		2
	Manganese	µg/L	1,340		2
	pH	pH	3.7[c]	J	1
	pH	pH	3.7[c]	J	1
	Specific conductance	µS/cm	1,480[d]		2
	Specific conductance	µS/cm	1,480[d]		2

Aquifer Zone IIB_2 (Water Table)

Well	Constituent	Unit	3Q92	Mod	Flag
FSB113D	Aluminum	µg/L	29	J2	1
	Tritium	pCi/mL	1.4E+01		1
FSB114D	Aluminum	µg/L	26	J2	1
FSB115D	Aluminum	µg/L	29	J2	1
	Tritium	pCi/mL	1.4E+01		1
FSB116D	Aluminum	µg/L	27		1
	Tritium	pCi/mL	1.5E+01		1
FSB117D	Aluminum	µg/L	41,300		2
	Cadmium	µg/L	4.3		1
	Cobalt	µg/L	23		1
	Manganese	µg/L	962		2
	Mercury	µg/L	1.4		1
	pH	pH	3.6	J	1
	Specific conductance	µS/cm	720		2
FSB118D	Manganese	µg/L	28		1
	Trichlorofluoromethane	µg/L	5.6		1
	Tritium	pCi/mL	1.3E+01		1
FSB119D	Aluminum	µg/L	97,400		2
	Cadmium	µg/L	4.9		1
	Cobalt	µg/L	38		1
	Iron	µg/L	737		2
	Manganese	µg/L	1,850		2
	Mercury	µg/L	1.6		1
	pH	pH	3.5	J	1
	Specific conductance	µS/cm	1,820		2
FSB120D	*Tritium*	pCi/mL	1.6E+01[f]		1
	Tritium	pCi/mL	1.6E+01[f]		1
FSB121DR	Manganese	µg/L	83		2
FSB122D	Aluminum	µg/L	59		2
FSB123D	Aluminum	µg/L	60[a]		2
	Aluminum	µg/L	64[a]		2
	Aluminum	µg/L	44[a]	J3	1
	Aluminum	µg/L	34[a]	J3	1
	Total organic halogens	µg/L	32		1
	Tritium	pCi/mL	1.0E+01[f]		1
	Tritium	pCi/mL	1.1E+01[f]		1
	Tritium	pCi/mL	1.0E+01[f]		1

Aquifer Zone IIB_1 (Barnwell/McBean)

Wells	Constituent	Unit	3Q92	Mod	Flag
FSB 78C	Aluminum	µg/L	10,800		2
	Cobalt	µg/L	242		2
	Manganese	µg/L	5,720		2
	Nickel	µg/L	98		1
	Specific conductance	µS/cm	1,500		2
FSB 79C	Aluminum	µg/L	25,200		2
	Cobalt	µg/L	62		2
	Manganese	µg/L	1,310		2
	pH	pH	3.6	J	1
	Silica, total	µg/L	9,510		2
	Specific conductance	µS/cm	1,050		2
FSB 88C	Total organic halogens	µg/L	49		1
	Tritium	pCi/mL	1.5E+01[f]		1
	Tritium	pCi/mL	1.5E+01[f]		1
	Tritium	pCi/mL	1.6E+01[f]		1
	Tritium	pCi/mL	1.7E+01[f]		1
FSB 89C	Aluminum	µg/L	305[a]		2
	Aluminum	µg/L	330[a]		2
	Tritium	pCi/mL	1.7E+01		1
FSB 90C	Aluminum	µg/L	66		2
	Manganese	µg/L	28		1
FSB 91C	Aluminum	µg/L	1,090		2
	Cadmium	µg/L	3.1		1
	Manganese	µg/L	227		2
	Specific conductance	µS/cm	390		1
FSB 93C	Aluminum	µg/L	117		2
	Manganese	µg/L	100		2
	Nonvolatile beta	pCi/L	3.7E+01		1
	Total alpha-emitting radium	pCi/L	3.9E+00[g]		1
FSB 94C	Aluminum	µg/L	2,270		2
	Fluoride	µg/L	2,980		1
	Manganese	µg/L	1,600		2
	Specific conductance	µS/cm	2,020		2
FSB 95CR	Aluminum	µg/L	19,600		2
	Cobalt	µg/L	226		2
	Manganese	µg/L	4,040		2
	Specific conductance	µS/cm	1,880		2
FSB 97C	Aluminum	µg/L	29,700		2
	Cadmium	µg/L	2.7		1
	Cobalt	µg/L	156		2
	Lead	µg/L	9.3		1
	Manganese	µg/L	2,200		2
	pH	pH	3.9	J	1

Aquifer Zone IIB_1 (Barnwell/McBean)

Wells	Constituent	Unit	3Q92	Mod	Flag
	Silica, total	µg/L	12,600		2
	Specific conductance	µS/cm	1,400		2
FSB 98C	Aluminum	µg/L	26,300		2
	Cadmium	µg/L	3.1		1
	Cobalt	µg/L	115		2
	Manganese	µg/L	1,910		2
	pH	pH	3.3	J	1
	Specific conductance	µS/cm	1,950		2
FSB 99C	Aluminum	µg/L	145[a]		2
	Cadmium	µg/L	2.6[h]		1
	Cadmium	µg/L	2.6[h]		1
	Gross alpha	pCi/L	9.0E+00		1
	Manganese	µg/L	109[b]		2
	Manganese	µg/L	109[b]		2
	Specific conductance	µS/cm	290		1
FSB102C	Aluminum	µg/L	710		2
	Cobalt	µg/L	32		1
	Manganese	µg/L	736		2
	Specific conductance	µS/cm	290		1
FSB104C	Aluminum	µg/L	253		2
	Manganese	µg/L	38		1
	Nonvolatile beta	pCi/L	4.9E+01		1
	Specific conductance	µS/cm	392[d]		1
	Specific conductance	µS/cm	392[d]		1
FSB105C	Aluminum	µg/L	23,900		2
	Cobalt	µg/L	227		2
	Manganese	µg/L	2,210		2
	pH	pH	3.6	J	1
	Specific conductance	µS/cm	1,300		2
FSB106C	Aluminum	µg/L	1,650		2
	Cobalt	µg/L	31		1
	Manganese	µg/L	655		2
	Specific conductance	µS/cm	500		2
FSB107C	Manganese	µg/L	44[b]		1
	Manganese	µg/L	44[b]		1
	Nitrate-nitrite as nitrogen	µg/L	7,500		1
FSB110C	*Nonvolatile beta*	pCi/L	3.9E+01[i]		1
	Nonvolatile beta	pCi/L	3.9E+01[i]		1
	Specific conductance	µS/cm	290		1
FSB111C	Aluminum	µg/L	28		1
FSB112C	Aluminum	µg/L	3,190		2
	Cobalt	µg/L	77		2

Aquifer Zone IIB_1 (Barnwell/McBean)

Wells	Constituent	Unit	3Q92	Mod	Flag
	Manganese	µg/L	1,460		2
	Specific conductance	µS/cm	1,420		2
FSB113C	Aluminum	µg/L	191	J2	2
	pH	pH	11	J	2
	Specific conductance	µS/cm	700		2
	Tetrachloroethylene	µg/L	4.1		1
FSB115C	Trichlorofluoromethane	µg/L	33		2
FSB116C	Aluminum	µg/L	32[a]	J2	1
	Aluminum	µg/L	34[a]	J2	1
	Tritium	pCi/mL	1.4E+01[f]		1
	Tritium	pCi/mL	1.4E+01[f]		1
FSB120C	Aluminum	µg/L	271		2
	Gross alpha	pCi/L	9.1E+00		1
	Manganese	µg/L	306		2
	Nonvolatile beta	pCi/L	4.6E+01		1
	Specific conductance	µS/cm	425		1
FSB122C	Aluminum	µg/L	546		2
	Manganese	µg/L	188		2
	Specific conductance	µS/cm	465		1

Aquifer Unit IIA (upper Congaree)

Well	Constituent	Unit	3Q92	Mod	Flag
FSB 78B	*Nitrate-nitrite as nitrogen*	µg/L	8,200		1
FSB 79B	*Tritium*	pCi/mL	1.8E+01		1
FSB 98AR	Aluminum	µg/L	185		2
	Manganese	µg/L	28		1
	Tritium	pCi/mL	1.6E+01		1
FSB 99A	Aluminum	µg/L	43[a]		1
	Aluminum	µg/L	44[a]		1
	Aluminum	µg/L	69[a]	J3	2
	Aluminum	µg/L	44[a]	J3	1
	Antimony	µg/L	4.5	J3	1
FSB100A	*Nitrate as nitrogen*	µg/L	5,120[j]		1
	Nitrate as nitrogen	µg/L	5,400[j]		1
	Nitrate-nitrite as nitrogen	µg/L	5,800[k]		1
	Nitrate-nitrite as nitrogen	µg/L	5,900[k]		1
	Total organic halogens	µg/L	36		1
FSB101A	Aluminum	µg/L	73		2

Aquifer Unit IIA (upper Congaree)

Well	Constituent	Unit	3Q92	Mod	Flag
FSB112A	Aluminum	µg/L	165[a]		2
	Aluminum	µg/L	166[a]		2
FSB113A	Aluminum	µg/L	3,800[a]	J2	2
	Aluminum	µg/L	3,810[a]	J2	2
	pH	pH	11	J	2
	Specific conductance	µS/cm	810		2
FSB114A	Aluminum	µg/L	48	J2	1
	pH	pH	8.7	J	1
FSB120A	Aluminum	µg/L	1,840[a]		2
	Aluminum	µg/L	1,850[a]		2
	Aluminum	µg/L	1,860[a]		2
	Aluminum	µg/L	1,970[a]		2
	Aluminum	µg/L	1,930[a]		2
	Nitrate as nitrogen	µg/L	5,090		1
	pH	pH	11[c]	J	2
	pH	pH	11[c]	J	2
	pH	pH	11[c]	J	2
	pH	pH	11[c]	J	2
	pH	pH	11[c]	J	2
	Selenium	µg/L	42		1
	Specific conductance	µS/cm	410[d]		1
	Specific conductance	µS/cm	410[d]		1
	Specific conductance	µS/cm	474[d]	J	1
	Specific conductance	µS/cm	474[d]	J	1
	Specific conductance	µS/cm	408[d]	J	1

Aquifer Unit IIA (lower Congaree)

Well	Constituent	Unit	3Q92	Mod	Flag
FSB 78A	*Tritium*	pCi/mL	1.1E+01[f]		1
	Tritium	pCi/mL	1.1E+01[f]		1
	Tritium	pCi/mL	1.2E+01[f]		1
	Tritium	pCi/mL	1.2E+01[f]		1
	Tritium	pCi/mL	1.2E+01[f]		1
FSB 79A	Aluminum	µg/L	33		1

Note: Constituents exceeding half the PDWS appear *italicized.*

[a] Duplicate/replicate samples of aluminum.
[b] Duplicate/replicate samples of manganese.
[c] Duplicate/replicate samples of pH.
[d] Duplicate/replicate samples of specific conductance.
[e] Duplicate/replicate samples of mercury.
[f] Duplicate/replicate samples of tritium.
[g] Flagging criteria for total radium were applied to total alpha-emitting radium.

[h] Duplicate/replicate samples of cadmium.
[i] Duplicate/replicate samples of nonvolatile beta.
[j] Duplicate/replicate samples of nitrate as nitrogen.
[k] Duplicate/replicate samples of nitrate-nitrite as nitrogen.

Table 3. Groundwater Monitoring Results for Individual Wells

WELL FSB 76

SRS Coord.	Lat/Longitude	Screen Zone Elevation	Top of Casing	Casing	Formation
N76141.6 E51388.8	33.278022 °N 81.679386 °W	227.0-197.0 ft msl	294.2 ft msl	4" PVC	Water table (IIB_2)

FIELD MEASUREMENTS

Sample date: 07/07/92
Depth to water: 75.72 ft (23.08 m) below TOC
Water elevation: 218.48 ft (66.59 m) msl
Sp. conductance: 106 µS/cm
Water evacuated before sampling: 84 gal

Time: 8:25
pH: 4.4
Alkalinity: 0 mg/L
Water temperature: 20.1°C

LABORATORY ANALYSES

H	D	Analyte	Result	Mod	Unit	Flag	Lab
●		pH	5.2	J	pH	0	GE
		Specific conductance	85		µS/cm	0	GE
		Aluminum	118		µg/L	2	GE
		Antimony	<2.0		µg/L	0	GE
		Arsenic	<2.0		µg/L	0	GE
		Barium	12		µg/L	0	GE
		Cadmium	<2.0		µg/L	0	GE
		Calcium	1,120		µg/L	0	GE
		Chloride	2,710		µg/L	0	GE
		Chromium	<4.0		µg/L	0	GE
		Cobalt	<4.0		µg/L	0	GE
		Copper	703		µg/L	1	GE
		Cyanide	<5.0		µg/L	0	GE
		Fluoride	<100		µg/L	0	GE
		Iron	8.9		µg/L	0	GE
	■	Lead	53		µg/L	2	GE
		Magnesium	1,580		µg/L	0	GE
		Manganese	7.3		µg/L	0	GE
		Mercury	<0.20		µg/L	0	GE
		Nickel	8.3		µg/L	0	GE
		Nitrate-nitrite as nitrogen	9,800		µg/L	1	GE
		Potassium	<500		µg/L	0	GE
		Selenium	<2.0		µg/L	0	GE
		Silica	7,320		µg/L	0	GE
		Silver	<2.0		µg/L	0	GE
		Sodium	12,300		µg/L	0	GE
		Sulfate	<1,000		µg/L	0	GE
		Thallium	<2.0		µg/L	0	GE
		Total dissolved solids	68,000		µg/L	0	GE
		Total organic carbon	<1,000		µg/L	0	GE
		Total organic carbon	<1,000		µg/L	0	GE
		Total organic halogens	<5.0		µg/L	0	GE
		Total phosphates (as P)	448		µg/L	0	GE
		Total phosphates (as P)	454		µg/L	0	GE
		Uranium	<20		µg/L	0	GE
		Vanadium	<8.0		µg/L	0	GE
		Zinc	255		µg/L	0	GE
		Gross alpha	<2.0E+00		pCi/L	0	GE
		Nonvolatile beta	<2.0E+00		pCi/L	0	GE

● = exceeded holding time. ■ = exceeded primary drinking water standard.

WELL FSB 76 collected on 07/07/92, laboratory analyses (cont.)

H	D	Analyte	Result	Mod	Unit	Flag	Lab
		Total activity	6.0E+05 ± 5.7E+03		pCi/L	0	EM
	■	Total alpha-emitting radium	5.0E+00 ± 1.9E+00		pCi/L	2	GE
	■	Tritium	5.8E+02 ± 3.6E+00		pCi/mL	2	GE

WELL FSB 76A

SRS Coord.	Lat/Longitude	Screen Zone Elevation	Top of Casing	Casing	Formation
N76131.9 E51391.6	33.278005 °N 81.679359 °W	47.4-36.9 ft msl	293.9 ft msl	PVC	L. Congaree (IIA)

FIELD MEASUREMENTS

Sample date: 07/07/92
Depth to water: 137.98 ft (42.06 m) below TOC
Water elevation: 155.92 ft (47.52 m) msl
Sp. conductance: 133 µS/cm
Water evacuated before sampling: 312 gal

Time: 9:05
pH: 7.1
Alkalinity: 47 mg/L
Water temperature: 22.0°C

LABORATORY ANALYSES

H	D	Analyte	Result	Mod	Unit	Flag	Lab
●		pH	6.6	J	pH	0	GE
		Specific conductance	120		µS/cm	0	GE
		Aluminum	22		µg/L	0	GE
		Antimony	<2.0		µg/L	0	GE
		Antimony	<2.0		µg/L	0	GE
		Arsenic	<2.0		µg/L	0	GE
		Arsenic	<2.0		µg/L	0	GE
		Barium	26		µg/L	0	GE
		Cadmium	<2.0		µg/L	0	GE
		Calcium	21,100		µg/L	0	GE
		Chloride	2,320		µg/L	0	GE
		Chromium	<4.0		µg/L	0	GE
		Cobalt	<4.0		µg/L	0	GE
		Copper	4.4		µg/L	0	GE
		Cyanide	<5.0		µg/L	0	GE
		Fluoride	133		µg/L	0	GE
		Iron	<4.0		µg/L	0	GE
		Lead	<3.0		µg/L	0	GE
		Lead	<3.0		µg/L	0	GE
		Magnesium	643		µg/L	0	GE
		Manganese	<2.0		µg/L	0	GE
		Mercury	<0.20		µg/L	0	GE
		Nickel	<4.0		µg/L	0	GE
		Nitrate-nitrite as nitrogen	<50		µg/L	0	GE
		Potassium	1,450		µg/L	0	GE
		Selenium	<2.0	J1	µg/L	0	GE
		Selenium	<2.0	J1	µg/L	0	GE
		Silica	27,800		µg/L	0	GE
		Silver	<2.0		µg/L	0	GE
		Sodium	2,000		µg/L	0	GE
		Sulfate	8,050		µg/L	0	GE

● = exceeded holding time. ■ = exceeded primary drinking water standard.

WELL FSB 76A collected on 07/07/92, laboratory analyses (cont.)

H	D	Analyte	Result	Mod	Unit	Flag	Lab
		Thallium	<2.0		µg/L	0	GE
		Thallium	<2.0		µg/L	0	GE
		Total dissolved solids	85,000		µg/L	0	GE
		Total dissolved solids	86,000		µg/L	0	GE
		Total organic carbon	<1,000		µg/L	0	GE
		Total organic halogens	<5.0		µg/L	0	GE
		Total phosphates (as P)	370		µg/L	0	GE
		Uranium	<20		µg/L	0	GE
		Vanadium	<8.0		µg/L	0	GE
		Zinc	6.3		µg/L	0	GE
		Gross alpha	<2.0E+00		pCi/L	0	GE
		Nonvolatile beta	<2.0E+00		pCi/L	0	GE
		Total alpha-emitting radium	<1.0E+00		pCi/L	0	GE
		Tritium	<7.0E-01		pCi/mL	0	GE

WELL FSB 76B

SRS Coord.	Lat/Longitude	Screen Zone Elevation	Top of Casing	Casing	Formation
N76122.4 E51394.0	33.277988 °N 81.679335 °W	109.7-99.2 ft msl	293.8 ft msl	PVC	U. Congaree (IIA)

FIELD MEASUREMENTS

Sample date: 07/07/92
Depth to water: 141.81 ft (43.22 m) below TOC
Water elevation: 151.99 ft (46.33 m) msl
Sp. conductance: 132 µS/cm
Water evacuated before sampling: 139 gal

Time: 9:25
pH: 6.6
Alkalinity: 50 mg/L
Water temperature: 21.4°C

LABORATORY ANALYSES

H	D	Analyte	Result	Mod	Unit	Flag	Lab
●		pH	6.9	J	pH	0	GE
		Specific conductance	130		µS/cm	0	GE
		Aluminum	<20		µg/L	0	GE
		Antimony	<2.0		µg/L	0	GE
		Arsenic	<2.0		µg/L	0	GE
		Barium	19		µg/L	0	GE
		Cadmium	<2.0		µg/L	0	GE
		Calcium	24,100		µg/L	0	GE
		Chloride	2,230		µg/L	0	GE
		Chromium	<4.0		µg/L	0	GE
		Cobalt	<4.0		µg/L	0	GE
		Copper	6.7		µg/L	0	GE
		Cyanide	<5.0		µg/L	0	GE
		Fluoride	129		µg/L	0	GE
		Iron	<4.0		µg/L	0	GE
		Lead	<3.0		µg/L	0	GE
		Magnesium	703		µg/L	0	GE
		Manganese	<2.0		µg/L	0	GE
		Mercury	<0.20		µg/L	0	GE
		Mercury	<0.20		µg/L	0	GE

● = exceeded holding time. ■ = exceeded primary drinking water standard.

WELL FSB 76B collected on 07/07/92, laboratory analyses (cont.)

H	D	Analyte	Result	Mod	Unit	Flag	Lab
		Nickel	<4.0		µg/L	0	GE
		Nitrate-nitrite as nitrogen	660		µg/L	0	GE
		Potassium	672		µg/L	0	GE
		Selenium	<2.0	J1	µg/L	0	GE
		Silica	20,300		µg/L	0	GE
		Silver	<2.0		µg/L	0	GE
		Sodium	1,630		µg/L	0	GE
		Sulfate	2,980		µg/L	0	GE
		Thallium	<2.0		µg/L	0	GE
		Total dissolved solids	83,000		µg/L	0	GE
		Total organic carbon	<1,000		µg/L	0	GE
		Total organic halogens	<5.0		µg/L	0	GE
		Total phosphates (as P)	390		µg/L	0	GE
		Uranium	<20		µg/L	0	GE
		Vanadium	<8.0		µg/L	0	GE
		Zinc	3.0		µg/L	0	GE
		Gross alpha	<2.0E+00		pCi/L	0	GE
		Nonvolatile beta	<2.0E+00		pCi/L	0	GE
		Total alpha-emitting radium	<1.0E+00		pCi/L	0	GE
		Tritium	<7.0E-01		pCi/mL	0	GE

WELL FSB 76C

SRS Coord.	Lat/Longitude	Screen Zone Elevation	Top of Casing	Casing	Formation
N76112.4 E51396.4	33.277970 °N 81.679309 °W	165.3-154.8 ft msl	293.6 ft msl	PVC	Barnwell (IIB_1)

FIELD MEASUREMENTS

Sample date: 07/07/92
Depth to water: 80.03 ft (24.39 m) below TOC
Water elevation: 213.57 ft (65.10 m) msl
Sp. conductance: 49 µS/cm
Water evacuated before sampling: 154 gal

Time: 10:05
pH: 5.8
Alkalinity: 14 mg/L
Water temperature: 23.3°C

LABORATORY ANALYSES

H	D	Analyte	Result	Mod	Unit	Flag	Lab
●		pH	5.9	J	pH	0	GE
		Specific conductance	50		µS/cm	0	GE
		Aluminum	<20		µg/L	0	GE
		Antimony	<2.0		µg/L	0	GE
		Arsenic	<2.0		µg/L	0	GE
		Barium	6.8		µg/L	0	GE
		Cadmium	<2.0		µg/L	0	GE
		Calcium	6,140		µg/L	0	GE
		Chloride	2,440		µg/L	0	GE
		Chromium	<4.0		µg/L	0	GE
		Cobalt	<4.0		µg/L	0	GE
		Copper	8.4		µg/L	0	GE
		Cyanide	<5.0		µg/L	0	GE
		Fluoride	<100		µg/L	0	GE

● = exceeded holding time. ■ = exceeded primary drinking water standard.

WELL FSB 76C collected on 07/07/92, laboratory analyses (cont.)

H	D	Analyte	Result	Mod	Unit	Flag	Lab
		Iron	<4.0		µg/L	0	GE
		Lead	<3.0		µg/L	0	GE
		Magnesium	373		µg/L	0	GE
		Manganese	4.4		µg/L	0	GE
		Mercury	<0.20		µg/L	0	GE
		Nickel	<4.0		µg/L	0	GE
		Nitrate-nitrite as nitrogen	1,330		µg/L	0	GE
		Potassium	<500		µg/L	0	GE
		Selenium	<2.0	J1	µg/L	0	GE
		Silica	9,760		µg/L	0	GE
		Silver	<2.0		µg/L	0	GE
		Sodium	2,030		µg/L	0	GE
		Sulfate	<1,000		µg/L	0	GE
		Thallium	<2.0		µg/L	0	GE
		Total dissolved solids	33,000		µg/L	0	GE
		Total organic carbon	<1,000		µg/L	0	GE
		Total organic carbon	<1,000		µg/L	0	GE
		Total organic halogens	<5.0		µg/L	0	GE
		Total phosphates (as P)	<50		µg/L	0	GE
		Uranium	<20		µg/L	0	GE
		Vanadium	<8.0		µg/L	0	GE
		Zinc	21		µg/L	0	GE
		Gross alpha	<2.0E+00		pCi/L	0	GE
		Nonvolatile beta	<2.0E+00		pCi/L	0	GE
		Total alpha-emitting radium	<1.0E+00		pCi/L	0	GE
		Tritium	2.8E+00 ± 4.0E-01		pCi/mL	0	GE

WELL FSB 77

SRS Coord.	Lat/Longitude	Screen Zone Elevation	Top of Casing	Casing	Formation
N75129.4 E50713.1	33.274681 °N 81.679198 °W	216.4-186.4 ft msl	273.3 ft msl	4" PVC	Water table (IIB_2)

FIELD MEASUREMENTS

Sample date: 07/05/92
Depth to water: 65.64 ft (20.01 m) below TOC
Water elevation: 207.66 ft (63.30 m) msl
Sp. conductance: 1184 µS/cm
Water evacuated before sampling: 56 gal

Time: 9:40
pH: 3.8
Alkalinity: 0 mg/L
Water temperature: 21.8°C

LABORATORY ANALYSES

H	D	Analyte	Result	Mod	Unit	Flag	Lab
●		pH	3.5	J	pH	1	GE
		Specific conductance	980		µS/cm	2	GE
		Aluminum	31,000		µg/L	2	GE
		Antimony	<2.0		µg/L	0	GE
		Arsenic	<2.0		µg/L	0	GE
		Barium	148		µg/L	0	GE
		Cadmium	4.7		µg/L	1	GE
		Calcium	2,210	J2	µg/L	0	GE

● = exceeded holding time. ■ = exceeded primary drinking water standard.

WELL FSB 77 collected on 07/05/92, laboratory analyses (cont.)

H	D	Analyte	Result	Mod	Unit	Flag	Lab
		Chloride	2,660		µg/L	0	GE
		Chromium	<4.0		µg/L	0	GE
		Cobalt	9.7		µg/L	0	GE
		Copper	39		µg/L	0	GE
●		Cyanide	<5.0	J	µg/L	0	GE
●		Cyanide	<5.0	J	µg/L	0	GE
		Fluoride	628		µg/L	0	GE
		Iron	52		µg/L	0	GE
	■	Lead	19		µg/L	2	GE
		Magnesium	1,430		µg/L	0	GE
		Manganese	591		µg/L	2	GE
	■	Mercury	3.6		µg/L	2	GE
		Nickel	17		µg/L	0	GE
	■	Nitrate-nitrite as nitrogen	151,000		µg/L	2	GE
		Potassium	660		µg/L	0	GE
		Selenium	<2.0		µg/L	0	GE
		Silica	17,800		µg/L	0	GE
		Silver	<2.0		µg/L	0	GE
		Sodium	43,000		µg/L	0	GE
		Sulfate	3,990		µg/L	0	GE
		Thallium	<2.0	J1	µg/L	0	GE
		Total dissolved solids	467,000		µg/L	0	GE
●		Total organic carbon	<1,000	J	µg/L	0	GE
		Total organic halogens	<5.0		µg/L	0	GE
		Total phosphates (as P)	<50		µg/L	0	GE
	■	Uranium	1,300		µg/L	2	GE
		Vanadium	<8.0		µg/L	0	GE
		Zinc	40		µg/L	0	GE
		Antimony-125	<2.0E+01		pCi/L	0	GP
		Cerium-144	<6.0E+01		pCi/L	0	GP
		Cesium-134	<1.0E+01		pCi/L	0	GP
		Cesium-137	<1.0E+01		pCi/L	0	GP
		Chromium-51	<1.1E+02		pCi/L	0	EM
		Cobalt-57	<1.0E+01		pCi/L	0	GP
		Cobalt-60	<1.0E+01		pCi/L	0	GP
		Europium-152	<4.0E+01		pCi/L	0	GP
		Europium-154	<2.0E+01		pCi/L	0	GP
		Europium-155	<3.0E+01		pCi/L	0	GP
	■	Gross alpha	6.7E+02 ± 2.1E+01		pCi/L	2	GE
		Iodine-131	<2.0E+01		pCi/L	0	EM
		Manganese-54	<1.0E+01		pCi/L	0	GP
		Niobium-95	<1.5E+01		pCi/L	0	EM
	■	Nonvolatile beta	2.1E+03 ± 4.0E+01		pCi/L	2	GE
		Potassium-40	<1.1E+02		pCi/L	0	GP
		Promethium-144	<1.0E+01		pCi/L	0	GP
		Promethium-146	<1.0E+01		pCi/L	0	GP
		Ruthenium-106	<9.0E+01		pCi/L	0	GP
		Ruthenium-106	<1.3E+02		pCi/L	0	EM
		Sodium-22	<1.0E+01		pCi/L	0	GP
		Total activity	8.7E+06 ± 7.0E+04		pCi/L	0	EM
	■	Total alpha-emitting radium	7.4E+01 ± 6.0E+00		pCi/L	2	GE
	■	Tritium	8.5E+03 ± 1.4E+01		pCi/mL	2	GE
		Yttrium-88	<6.0E+01		pCi/L	0	GP
		Zinc-65	<2.0E+01		pCi/L	0	GP
		Zirconium-95	<2.0E+01		pCi/L	0	EM

● = exceeded holding time. ■ = exceeded primary drinking water standard.

WELL FSB 78

SRS Coord.	Lat/Longitude	Screen Zone Elevation	Top of Casing	Casing	Formation
N74764.0 E50164.7	33.272978 °N 81.679932 °W	217.7-187.7 ft msl	272.6 ft msl	4" PVC	Water table (IIB_2)

FIELD MEASUREMENTS

Sample date: 07/05/92
Depth to water: 63.35 ft (19.31 m) below TOC
Water elevation: 209.25 ft (63.78 m) msl
Sp. conductance: 2380 µS/cm
Water evacuated before sampling: 57 gal

Time: 8:40
pH: 3.5
Alkalinity: 0 mg/L
Water temperature: 21.8°C

LABORATORY ANALYSES

H	D	Analyte	Result	Mod	Unit	Flag	Lab
●		pH	3.2	J	pH	1	GE
		Specific conductance	2,100		µS/cm	2	GE
		Aluminum	54,700		µg/L	2	GE
		Antimony	<2.0		µg/L	0	GE
		Arsenic	<2.0		µg/L	0	GE
		Barium	365		µg/L	0	GE
	■	Cadmium	11		µg/L	2	GE
		Calcium	2,150	J2	µg/L	0	GE
		Chloride	1,800		µg/L	0	GE
		Chromium	8.0		µg/L	0	GE
		Cobalt	19		µg/L	0	GE
		Copper	51		µg/L	0	GE
●		Cyanide	<5.0	J	µg/L	0	GE
		Fluoride	142		µg/L	0	GE
		Iron	89		µg/L	0	GE
		Lead	5.8		µg/L	0	GE
		Magnesium	1,670		µg/L	0	GE
		Manganese	1,850		µg/L	2	GE
		Mercury	1.1		µg/L	1	GE
		Nickel	31		µg/L	0	GE
	■	Nitrate-nitrite as nitrogen	355,000		µg/L	2	GE
		Potassium	5,620		µg/L	0	GE
		Selenium	<2.0		µg/L	0	GE
		Silica	140,000		µg/L	0	GE
		Silver	<2.0		µg/L	0	GE
		Sodium	679,000		µg/L	0	GE
		Sulfate	64,900		µg/L	0	GE
		Thallium	<2.0	J1	µg/L	0	GE
		Total dissolved solids	1.6E+06		µg/L	0	GE
●		Total organic carbon	3,210	J	µg/L	0	GE
		Total organic halogens	<5.0		µg/L	0	GE
		Total phosphates (as P)	<50		µg/L	0	GE
	■	Uranium	2,590		µg/L	2	GE
		Vanadium	<8.0		µg/L	0	GE
		Zinc	110		µg/L	0	GE
		Antimony-125	<2.0E+01		pCi/L	0	GP
		Cerium-144	<6.0E+01		pCi/L	0	GP
		Cesium-134	<1.0E+01		pCi/L	0	GP
	■	Cesium-137	2.2E+02 ± 7.7E+00		pCi/L	2	GP

● = exceeded holding time. ■ = exceeded primary drinking water standard.

WELL FSB 78 collected on 07/05/92, laboratory analyses (cont.)

H	D	Analyte	Result	Mod	Unit	Flag	Lab
	■	Cesium-137	2.1E+02 ± 1.4E+03		pCi/L	2	EM
		Chromium-51	<1.1E+02		pCi/L	0	EM
		Cobalt-57	<1.0E+01		pCi/L	0	GP
		Cobalt-60	<1.0E+01		pCi/L	0	GP
		Europium-152	<4.0E+01		pCi/L	0	GP
		Europium-154	<2.0E+01		pCi/L	0	GP
		Europium-155	<3.0E+01		pCi/L	0	GP
	■	Gross alpha	8.0E+02 ± 3.9E+01		pCi/L	2	GE
		Iodine-131	<2.0E+01		pCi/L	0	EM
		Manganese-54	<1.0E+01		pCi/L	0	GP
		Niobium-95	<1.5E+01		pCi/L	0	EM
	■	Nonvolatile beta	1.7E+03 ± 5.9E+01		pCi/L	2	GE
		Potassium-40	<1.1E+02		pCi/L	0	GP
		Promethium-144	<1.0E+01		pCi/L	0	GP
		Promethium-146	<1.0E+01		pCi/L	0	GP
		Ruthenium-106	<9.0E+01		pCi/L	0	GP
		Ruthenium-106	<1.3E+02		pCi/L	0	EM
		Sodium-22	<1.0E+01		pCi/L	0	GP
		Total activity	2.0E+07 ± 1.0E+05		pCi/L	0	EM
	■	Total alpha-emitting radium	5.3E+01 ± 5.0E+00		pCi/L	2	GE
	■	Tritium	1.9E+04 ± 2.1E+01		pCi/mL	2	GE
	■	Tritium	2.0E+04 ± 2.1E+01		pCi/mL	2	GE
		Yttrium-88	<6.0E+01		pCi/L	0	GP
		Zinc-65	<2.0E+01		pCi/L	0	GP
		Zirconium-95	<2.0E+01		pCi/L	0	EM

● = exceeded holding time. ■ = exceeded primary drinking water standard.

WELL FSB 78A

SRS Coord.	Lat/Longitude	Screen Zone Elevation	Top of Casing	Casing	Formation
N74757.7 E50172.8	33.272977 °N 81.679898 °W	37.5-27.0 ft msl	272.6 ft msl	PVC	L. Congaree (IIA)

FIELD MEASUREMENTS

Sample date: 07/05/92
Depth to water: 116.41 ft (35.48 m) below TOC
Water elevation: 156.19 ft (47.61 m) msl
Sp. conductance: 108 µS/cm
Water evacuated before sampling: 339 gal

Time: 9:10
pH: 6.3
Alkalinity: 38 mg/L
Water temperature: 20.7°C

LABORATORY ANALYSES

H	D	Analyte	Result	Mod	Unit	Flag	Lab
●		pH	6.4	J	pH	0	GE
●		pH	6.4	J	pH	0	GE
●		pH	6.4	J	pH	0	GE
●		pH	6.6	J	pH	0	WA
●		pH	6.6	J	pH	0	WA
●		pH	6.5	J	pH	0	WA
		Specific conductance	100		µS/cm	0	GE
		Specific conductance	103		µS/cm	0	GE
		Specific conductance	103		µS/cm	0	GE
●		Specific conductance	103	J	µS/cm	0	WA
●		Specific conductance	103	J	µS/cm	0	WA
●		Specific conductance	99	J	µS/cm	0	WA
		Aluminum	23		µg/L	0	GE
		Aluminum	<20		µg/L	0	GE
		Aluminum	22	J3	µg/L	0	WA
		Aluminum	<15		µg/L	0	WA
		Aluminum	<15		µg/L	0	WA
		Antimony	<2.0		µg/L	0	GE
		Antimony	<2.0	J1	µg/L	0	GE
		Antimony	<2.0	J1	µg/L	0	GE
		Antimony	<2.6		µg/L	0	WA
	■	Antimony	9.0	J3	µg/L	2	WA
		Arsenic	<2.0		µg/L	0	GE
		Arsenic	<2.0		µg/L	0	GE
		Arsenic	<2.0		µg/L	0	GE
		Arsenic	<2.0		µg/L	0	WA
		Arsenic	<2.0		µg/L	0	WA
		Arsenic	<2.0		µg/L	0	WA
		Barium	23		µg/L	0	GE
		Barium	23		µg/L	0	GE
		Barium	22	J3	µg/L	0	WA
		Barium	21	J3	µg/L	0	WA
		Barium	20	J3	µg/L	0	WA
		Cadmium	<2.0		µg/L	0	GE
		Cadmium	<2.0		µg/L	0	GE
		Cadmium	<0.35		µg/L	0	WA
		Cadmium	0.47	J3	µg/L	0	WA
		Cadmium	0.53	J3	µg/L	0	WA
		Calcium	18,600		µg/L	0	GE

● = exceeded holding time. ■ = exceeded primary drinking water standard.

WELL FSB 78A collected on 07/05/92, laboratory analyses (cont.)

H	D	Analyte	Result	Mod	Unit	Flag	Lab
		Calcium	18,600		µg/L	0	GE
		Calcium	18,500		µg/L	0	WA
		Calcium	17,900		µg/L	0	WA
		Chloride	2,140		µg/L	0	GE
		Chloride	2,170		µg/L	0	GE
		Chloride	2,800		µg/L	0	WA
		Chloride	3,090		µg/L	0	WA
		Chromium	<4.0		µg/L	0	GE
		Chromium	<4.0		µg/L	0	GE
		Chromium	<1.1		µg/L	0	WA
		Chromium	<1.1		µg/L	0	WA
		Chromium	<1.1		µg/L	0	WA
		Cobalt	<4.0		µg/L	0	GE
		Cobalt	<4.0		µg/L	0	GE
		Cobalt	<0.88		µg/L	0	WA
		Cobalt	<0.88		µg/L	0	WA
		Cobalt	<0.88		µg/L	0	WA
		Copper	<4.0		µg/L	0	GE
		Copper	<4.0		µg/L	0	GE
		Copper	<1.1		µg/L	0	WA
		Copper	<1.1		µg/L	0	WA
		Copper	<1.1		µg/L	0	WA
		Cyanide	<5.0		µg/L	0	GE
		Cyanide	<5.0		µg/L	0	GE
		Cyanide	<5.0		µg/L	0	WA
		Cyanide	6.1		µg/L	0	WA
		Cyanide	<5.0		µg/L	0	WA
		Fluoride	114		µg/L	0	GE
		Fluoride	119		µg/L	0	GE
		Fluoride	165		µg/L	0	WA
		Fluoride	135		µg/L	0	WA
		Fluoride	123		µg/L	0	WA
		Iron	<4.0		µg/L	0	GE
		Iron	<4.0		µg/L	0	GE
		Iron	6.6	J3	µg/L	0	WA
		Iron	7.4	J3	µg/L	0	WA
		Iron	3.2	J3	µg/L	0	WA
		Lead	<3.0		µg/L	0	GE
		Lead	<3.0		µg/L	0	GE
		Lead	<3.0		µg/L	0	GE
		Lead	<2.0		µg/L	0	WA
		Lead	<2.0		µg/L	0	WA
		Lead	<2.0		µg/L	0	WA
		Magnesium	646		µg/L	0	GE
		Magnesium	666		µg/L	0	GE
		Magnesium	611		µg/L	0	WA
		Magnesium	608		µg/L	0	WA
		Magnesium	596		µg/L	0	WA
		Manganese	11		µg/L	0	GE
		Manganese	17		µg/L	0	GE
		Manganese	2.8		µg/L	0	WA
		Manganese	2.4		µg/L	0	WA
		Manganese	3.0		µg/L	0	WA
		Mercury	<0.20		µg/L	0	GE
		Mercury	<0.20		µg/L	0	GE
		Mercury	<0.20		µg/L	0	GE

● = exceeded holding time. ■ = exceeded primary drinking water standard.

WELL FSB 78A collected on 07/05/92, laboratory analyses (cont.)

H	D	Analyte	Result	Mod	Unit	Flag	Lab
		Mercury	<0.20		µg/L	0	WA
		Mercury	<0.20		µg/L	0	WA
		Mercury	0.21		µg/L	0	WA
		Nickel	<4.0		µg/L	0	GE
		Nickel	<4.0		µg/L	0	GE
		Nickel	<3.1		µg/L	0	WA
		Nickel	<3.1		µg/L	0	WA
		Nickel	<3.1		µg/L	0	WA
		Nitrate as nitrogen	295		µg/L	0	WA
		Nitrate as nitrogen	286		µg/L	0	WA
		Nitrate-nitrite as nitrogen	290		µg/L	0	GE
		Nitrate-nitrite as nitrogen	310		µg/L	0	GE
		Potassium	956		µg/L	0	GE
		Potassium	967		µg/L	0	GE
		Potassium	1,020		µg/L	0	WA
		Potassium	1,010		µg/L	0	WA
		Potassium	722		µg/L	0	WA
		Selenium	<2.0		µg/L	0	GE
		Selenium	<2.0		µg/L	0	GE
		Selenium	<2.0	J1	µg/L	0	GE
		Selenium	<2.0		µg/L	0	WA
		Selenium	<2.0		µg/L	0	WA
		Selenium	<2.0		µg/L	0	WA
		Silica	26,900		µg/L	0	GE
		Silica	27,100		µg/L	0	GE
		Silica	24,800		µg/L	0	WA
		Silica	25,100		µg/L	0	WA
		Silica	24,100		µg/L	0	WA
		Silver	<2.0		µg/L	0	GE
		Silver	<2.0		µg/L	0	GE
		Silver	1.8	J3	µg/L	0	WA
		Silver	0.85	J3	µg/L	0	WA
		Silver	<0.70		µg/L	0	WA
		Sodium	1,880		µg/L	0	GE
		Sodium	1,960		µg/L	0	GE
		Sodium	1,720		µg/L	0	WA
		Sodium	1,720		µg/L	0	WA
		Sodium	1,570		µg/L	0	WA
		Sulfate	6,370		µg/L	0	GE
		Sulfate	6,380		µg/L	0	GE
		Sulfate	6,840		µg/L	0	WA
		Sulfate	6,510		µg/L	0	WA
		Sulfate	6,840		µg/L	0	WA
		Thallium	<2.0		µg/L	0	GE
		Thallium	<2.0		µg/L	0	GE
		Thallium	<2.0		µg/L	0	GE
		Thallium	<2.0		µg/L	0	WA
		Thallium	<2.0		µg/L	0	WA
		Thallium	<2.0		µg/L	0	WA
		Total dissolved solids	75,000		µg/L	0	GE
		Total dissolved solids	77,000		µg/L	0	GE
		Total dissolved solids	117,000		µg/L	0	WA
		Total dissolved solids	97,000		µg/L	0	WA
		Total organic carbon	<1,000		µg/L	0	GE
		Total organic carbon	<1,000		µg/L	0	GE
		Total organic carbon	587		µg/L	0	WA

● = exceeded holding time. ■ = exceeded primary drinking water standard.

WELL FSB 78A collected on 07/05/92, laboratory analyses (cont.)

H	D	Analyte	Result	Mod	Unit	Flag	Lab
		Total organic carbon	<500		µg/L	0	WA
		Total organic halogens	<5.0		µg/L	0	GE
		Total organic halogens	<5.0		µg/L	0	GE
		Total organic halogens	<5.0		µg/L	0	WA
		Total organic halogens	18		µg/L	0	WA
		Total phosphates (as P)	172		µg/L	0	GE
		Total phosphates (as P)	215		µg/L	0	GE
		Total phosphates (as P)	177		µg/L	0	WA
		Total phosphates (as P)	192		µg/L	0	WA
		Total phosphates (as P)	184		µg/L	0	WA
		Uranium	<20		µg/L	0	GE
		Uranium	<20		µg/L	0	GE
		Vanadium	<8.0		µg/L	0	GE
		Vanadium	<8.0		µg/L	0	GE
		Vanadium	<0.88		µg/L	0	WA
		Vanadium	<0.88		µg/L	0	WA
		Vanadium	<0.88		µg/L	0	WA
		Zinc	3.4		µg/L	0	GE
		Zinc	3.7		µg/L	0	GE
		Zinc	4.6		µg/L	0	WA
		Zinc	5.3		µg/L	0	WA
		Zinc	3.3		µg/L	0	WA
		Gross alpha	<2.0E+00		pCi/L	0	GE
		Gross alpha	<2.0E+00		pCi/L	0	GE
		Gross alpha	<9.0E-01		pCi/L	0	TM
		Gross alpha	1.1E+00 ± 8.0E-01		pCi/L	0	TM
		Gross alpha	2.9E+00 ± 1.1E+00		pCi/L	0	TM
		Nonvolatile beta	2.1E+00 ± 1.3E+00		pCi/L	0	GE
		Nonvolatile beta	2.8E+00 ± 1.3E+00		pCi/L	0	GE
		Nonvolatile beta	<1.6E+00		pCi/L	0	TM
		Nonvolatile beta	5.0E+00 ± 1.3E+00		pCi/L	0	TM
		Nonvolatile beta	3.2E+00 ± 1.2E+00		pCi/L	0	TM
		Radium-226	4.0E-01 ± 2.6E-01		pCi/L	0	TM
		Radium-226	3.7E-01 ± 2.3E-01		pCi/L	0	TM
		Radium-228	9.3E-01 ± 6.6E-01		pCi/L	0	TM
		Radium-228	7.9E-01 ± 6.3E-01		pCi/L	0	TM
		Total alpha-emitting radium	<1.0E+00		pCi/L	0	GE
		Total alpha-emitting radium	<1.0E+00		pCi/L	0	GE
		Total alpha-emitting radium	<1.0E+00		pCi/L	0	GE
		Tritium	1.1E+01 ± 6.0E-01		pCi/mL	1	GE
		Tritium	1.1E+01 ± 6.0E-01		pCi/mL	1	GE
		Tritium	1.2E+01 ± 1.6E+00		pCi/mL	1	TM
		Tritium	1.2E+01 ± 1.6E+00		pCi/mL	1	TM
		Tritium	1.2E+01 ± 1.6E+00		pCi/mL	1	TM
		Uranium	<3.0E-02		pCi/L	0	TM
		Uranium	<3.0E-02		pCi/L	0	TM
		Uranium	<3.0E-02		pCi/L	0	TM

● = exceeded holding time. ■ = exceeded primary drinking water standard.

WELL FSB 78B

SRS Coord.	Lat/Longitude	Screen Zone Elevation	Top of Casing	Casing	Formation
N74765.9 E50178.8	33.273005 °N 81.679898 °W	92.8-82.4 ft msl	272.8 ft msl	PVC	U. Congaree (IIA)

FIELD MEASUREMENTS

Sample date: 07/05/92
Depth to water: 118.22 ft (36.03 m) below TOC
Water elevation: 154.58 ft (47.12 m) msl
Sp. conductance: 231 µS/cm
Water evacuated before sampling: 189 gal

Time: 8:20
pH: 7.1
Alkalinity: 86 mg/L
Water temperature: 20.3°C

LABORATORY ANALYSES

H	D	Analyte	Result	Mod	Unit	Flag	Lab
•		pH	7.5	J	pH	0	GE
		Specific conductance	230		µS/cm	0	GE
		Aluminum	<20		µg/L	0	GE
		Antimony	<2.0		µg/L	0	GE
		Arsenic	<2.0		µg/L	0	GE
		Barium	47		µg/L	0	GE
		Cadmium	<2.0		µg/L	0	GE
		Calcium	41,200		µg/L	0	GE
		Chloride	2,100		µg/L	0	GE
		Chromium	<4.0		µg/L	0	GE
		Cobalt	<4.0		µg/L	0	GE
		Copper	<4.0		µg/L	0	GE
		Cyanide	<5.0		µg/L	0	GE
		Fluoride	<100		µg/L	0	GE
		Iron	<4.0		µg/L	0	GE
		Lead	<3.0		µg/L	0	GE
		Magnesium	780		µg/L	0	GE
		Manganese	<2.0		µg/L	0	GE
		Mercury	<0.20		µg/L	0	GE
		Nickel	<4.0		µg/L	0	GE
		Nitrate-nitrite as nitrogen	8,200		µg/L	1	GE
		Potassium	756		µg/L	0	GE
		Selenium	<2.0	J1	µg/L	0	GE
		Silica	17,400		µg/L	0	GE
		Silver	<2.0		µg/L	0	GE
		Sodium	5,320		µg/L	0	GE
		Sulfate	<1,000		µg/L	0	GE
		Thallium	<2.0		µg/L	0	GE
		Total dissolved solids	161,000		µg/L	0	GE
		Total organic carbon	<1,000		µg/L	0	GE
		Total organic halogens	<5.0		µg/L	0	GE
		Total phosphates (as P)	70		µg/L	0	GE
		Uranium	<20		µg/L	0	GE
		Vanadium	<8.0		µg/L	0	GE
		Zinc	<2.0		µg/L	0	GE
		Gross alpha	<2.0E+00		pCi/L	0	GE
		Nonvolatile beta	8.9E+00 ± 1.7E+00		pCi/L	0	GE
		Total activity	2.3E+05 ± 3.8E+03		pCi/L	0	EM
		Total alpha-emitting radium	<1.0E+00		pCi/L	0	GE

• = exceeded holding time. ■ = exceeded primary drinking water standard.

WELL FSB 78B collected on 07/05/92, laboratory analyses (cont.)

H	D	Analyte	Result	Mod	Unit	Flag	Lab
	■	Tritium	2.3E+02 ± 2.2E+00		pCi/mL	2	GE

WELL FSB 78C

SRS Coord.	Lat/Longitude	Screen Zone Elevation	Top of Casing	Casing	Formation
N74772.5 E50170.2	33.273006 °N 81.679934 °W	151.4-141.6 ft msl	273.5 ft msl	PVC	Barnwell (IIB_1)

FIELD MEASUREMENTS

Sample date: 07/05/92
Depth to water: 64.85 ft (19.77 m) below TOC
Water elevation: 208.65 ft (63.60 m) msl
Sp. conductance: 1859 µS/cm
Water evacuated before sampling: 26 gal
The well went dry during purging.

Time: 8:55
pH: 4.4
Alkalinity: 0 mg/L
Water temperature: 21.5°C

LABORATORY ANALYSES

H	D	Analyte	Result	Mod	Unit	Flag	Lab
●		pH	4.4	J	pH	0	GE
		Specific conductance	1,500		µS/cm	2	GE
		Aluminum	10,800		µg/L	2	GE
		Antimony	<2.0		µg/L	0	GE
		Arsenic	<2.0		µg/L	0	GE
		Barium	419		µg/L	0	GE
	■	Cadmium	13		µg/L	2	GE
		Calcium	122,000	J2	µg/L	0	GE
		Chloride	2,660		µg/L	0	GE
		Chromium	<8.0		µg/L	0	GE
		Cobalt	242		µg/L	2	GE
		Copper	33		µg/L	0	GE
●		Cyanide	<5.0	J	µg/L	0	GE
		Fluoride	1,820		µg/L	0	GE
		Iron	96		µg/L	0	GE
	■	Lead	21		µg/L	2	GE
		Magnesium	21,400		µg/L	0	GE
		Manganese	5,720		µg/L	2	GE
		Mercury	<0.20		µg/L	0	GE
		Nickel	98		µg/L	1	GE
	■	Nitrate-nitrite as nitrogen	295,000		µg/L	2	GE
		Potassium	2,720		µg/L	0	GE
		Selenium	<2.0		µg/L	0	GE
		Silica	13,600		µg/L	0	GE
		Silver	<4.0		µg/L	0	GE
		Sodium	86,300		µg/L	0	GE
		Sulfate	2,340		µg/L	0	GE
		Thallium	<2.0	J1	µg/L	0	GE
		Total dissolved solids	1.3E+06		µg/L	0	GE
●		Total organic carbon	2,750	J	µg/L	0	GE
		Total organic halogens	<5.0		µg/L	0	GE
		Total phosphates (as P)	63		µg/L	0	GE
		Vanadium	<16		µg/L	0	GE

● = exceeded holding time. ■ = exceeded primary drinking water standard.

WELL FSB 78C collected on 07/05/92, laboratory analyses (cont.)

H	D	Analyte	Result	Mod	Unit	Flag	Lab
		Zinc	462		µg/L	0	GE
		Antimony-125	<2.0E+01		pCi/L	0	GP
		Cerium-144	<6.0E+01		pCi/L	0	GP
		Cesium-134	<1.0E+01		pCi/L	0	GP
		Cesium-137	<1.0E+01		pCi/L	0	GP
		Chromium-51	<1.1E+02		pCi/L	0	EM
		Cobalt-57	<1.0E+01		pCi/L	0	GP
		Cobalt-60	<1.0E+01		pCi/L	0	GP
		Europium-152	<4.0E+01		pCi/L	0	GP
		Europium-154	<2.0E+01		pCi/L	0	GP
		Europium-155	<3.0E+01		pCi/L	0	GP
	■	Gross alpha	9.6E+01 ± 1.8E+01		pCi/L	2	GE
		Iodine-131	<2.0E+01		pCi/L	0	EM
		Manganese-54	<1.0E+01		pCi/L	0	GP
		Niobium-95	<1.5E+01		pCi/L	0	EM
	■	Nonvolatile beta	2.0E+03 ± 5.5E+01		pCi/L	2	GE
		Potassium-40	<1.1E+02		pCi/L	0	GP
		Promethium-144	<1.0E+01		pCi/L	0	GP
		Promethium-146	<1.0E+01		pCi/L	0	GP
		Ruthenium-106	<9.0E+01		pCi/L	0	GP
		Ruthenium-106	<1.3E+02		pCi/L	0	EM
		Sodium-22	<1.0E+01		pCi/L	0	GP
		Total activity	9.3E+06 ± 7.2E+04		pCi/L	0	EM
	■	Total alpha-emitting radium	2.7E+01 ± 3.6E+00		pCi/L	2	GE
	■	Tritium	8.7E+03 ± 1.4E+01		pCi/mL	2	GE
		Yttrium-88	<6.0E+01		pCi/L	0	GP
		Zinc-65	<2.0E+01		pCi/L	0	GP
		Zirconium-95	<2.0E+01		pCi/L	0	EM

WELL FSB 79

SRS Coord.	Lat/Longitude	Screen Zone Elevation	Top of Casing	Casing	Formation
N73663.1 E50139.7	33.270502 °N 81.677859 °W	204.1-174.1 ft msl	217.8 ft msl	4" PVC	Water table (IIB_2)

FIELD MEASUREMENTS

Sample date: 07/05/92
Depth to water: 15.50 ft (4.72 m) below TOC
Water elevation: 202.30 ft (61.66 m) msl
Sp. conductance: 1251 µS/cm
Water evacuated before sampling: 74 gal

Time: 16:35
pH: 3.6
Alkalinity: 0 mg/L
Water temperature: 22.2°C

LABORATORY ANALYSES

H	D	Analyte	Result	Mod	Unit	Flag	Lab
●		pH	3.5	J	pH	1	GE
		Specific conductance	1,000		µS/cm	2	GE
		Aluminum	41,900		µg/L	2	GE
		Antimony	<2.0		µg/L	0	GE
		Arsenic	<2.0		µg/L	0	GE
		Barium	415		µg/L	0	GE

● = exceeded holding time. ■ = exceeded primary drinking water standard.

WELL FSB 79 collected on 07/05/92, laboratory analyses (cont.)

H	D	Analyte	Result	Mod	Unit	Flag	Lab
		Cadmium	3.6		µg/L	1	GE
		Calcium	1,930	J2	µg/L	0	GE
		Chloride	1,590		µg/L	0	GE
		Chromium	<4.0		µg/L	0	GE
		Cobalt	166		µg/L	2	GE
		Copper	31		µg/L	0	GE
●		Cyanide	<5.0	J	µg/L	0	GE
		Fluoride	215		µg/L	0	GE
		Iron	146		µg/L	0	GE
		Lead	<3.0		µg/L	0	GE
		Magnesium	983		µg/L	0	GE
		Manganese	3,540		µg/L	2	GE
		Mercury	0.45		µg/L	0	GE
		Nickel	27		µg/L	0	GE
	■	Nitrate-nitrite as nitrogen	153,000		µg/L	2	GE
		Potassium	917		µg/L	0	GE
		Selenium	<2.0		µg/L	0	GE
		Silica	58,100		µg/L	0	GE
		Silver	<2.0		µg/L	0	GE
		Sodium	57,100		µg/L	0	GE
		Sulfate	11,700		µg/L	0	GE
		Thallium	<2.0	J1	µg/L	0	GE
		Total dissolved solids	519,000		µg/L	0	GE
●		Total organic carbon	4,950	J	µg/L	0	GE
		Total organic halogens	<5.0		µg/L	0	GE
		Total phosphates (as P)	<50		µg/L	0	GE
	■	Uranium	1,150		µg/L	2	GE
		Vanadium	<8.0		µg/L	0	GE
		Zinc	64		µg/L	0	GE
		Antimony-125	<2.0E+01		pCi/L	0	GP
		Cerium-144	<6.0E+01		pCi/L	0	GP
		Cesium-134	<1.0E+01		pCi/L	0	GP
		Cesium-137	<1.0E+01		pCi/L	0	GP
		Chromium-51	<1.1E+02		pCi/L	0	EM
		Cobalt-57	<1.0E+01		pCi/L	0	GP
		Cobalt-60	<1.0E+01		pCi/L	0	GP
		Europium-152	<4.0E+01		pCi/L	0	GP
		Europium-154	<2.0E+01		pCi/L	0	GP
		Europium-155	<3.0E+01		pCi/L	0	GP
	■	Gross alpha	4.2E+02 ± 1.8E+01		pCi/L	2	GE
		Iodine-131	<2.0E+01		pCi/L	0	EM
		Manganese-54	<1.0E+01		pCi/L	0	GP
		Niobium-95	<1.5E+01		pCi/L	0	EM
	■	Nonvolatile beta	1.1E+03 ± 2.9E+01		pCi/L	2	GE
		Potassium-40	<1.1E+02		pCi/L	0	GP
		Promethium-144	<1.0E+01		pCi/L	0	GP
		Promethium-146	<1.0E+01		pCi/L	0	GP
		Ruthenium-106	<9.0E+01		pCi/L	0	GP
		Ruthenium-106	<1.3E+02		pCi/L	0	EM
		Sodium-22	<1.0E+01		pCi/L	0	GP
		Total activity	9.2E+06 ± 7.2E+04		pCi/L	0	EM
	■	Total alpha-emitting radium	3.5E+01 ± 4.1E+00		pCi/L	2	GE
	■	Tritium	9.2E+03 ± 1.4E+01		pCi/mL	2	GE
		Yttrium-88	<6.0E+01		pCi/L	0	GP
		Zinc-65	<2.0E+01		pCi/L	0	GP
		Zirconium-95	<2.0E+01		pCi/L	0	EM

● = exceeded holding time. ■ = exceeded primary drinking water standard.

WELL FSB 79A

SRS Coord.	Lat/Longitude	Screen Zone Elevation	Top of Casing	Casing	Formation
N73664.5 E50149.6	33.270522 °N 81.677836 °W	34.4-24.0 ft msl	218.1 ft msl	PVC	L. Congaree (IIA)

FIELD MEASUREMENTS

Sample date: 07/05/92
Depth to water: 59.97 ft (18.28 m) below TOC
Water elevation: 158.13 ft (48.20 m) msl
Sp. conductance: 86 µS/cm
Water evacuated before sampling: 388 gal

Time: 16:15
pH: 6.1
Alkalinity: 34 mg/L
Water temperature: 22.3°C

LABORATORY ANALYSES

H	D	Analyte	Result	Mod	Unit	Flag	Lab
•		pH	6.4	J	pH	0	GE
		Specific conductance	88		µS/cm	0	GE
		Aluminum	33		µg/L	1	GE
		Antimony	<2.0		µg/L	0	GE
		Arsenic	<2.0		µg/L	0	GE
		Barium	22		µg/L	0	GE
		Cadmium	<2.0		µg/L	0	GE
		Calcium	14,500		µg/L	0	GE
		Chloride	2,060		µg/L	0	GE
		Chromium	<4.0		µg/L	0	GE
		Cobalt	<4.0		µg/L	0	GE
		Copper	<4.0		µg/L	0	GE
		Cyanide	<5.0		µg/L	0	GE
		Cyanide	<5.0		µg/L	0	GE
		Fluoride	<100		µg/L	0	GE
		Iron	<4.0		µg/L	0	GE
		Lead	<3.0		µg/L	0	GE
		Magnesium	546		µg/L	0	GE
		Manganese	3.3		µg/L	0	GE
		Mercury	<0.20		µg/L	0	GE
		Nickel	<4.0		µg/L	0	GE
		Nitrate-nitrite as nitrogen	760		µg/L	0	GE
		Potassium	824		µg/L	0	GE
		Selenium	<2.0	J1	µg/L	0	GE
		Silica	18,600		µg/L	0	GE
		Silver	<2.0		µg/L	0	GE
		Sodium	2,030		µg/L	0	GE
		Sulfate	3,350		µg/L	0	GE
		Thallium	<2.0		µg/L	0	GE
		Total dissolved solids	63,000		µg/L	0	GE
		Total organic carbon	<1,000		µg/L	0	GE
		Total organic halogens	<5.0		µg/L	0	GE
		Total phosphates (as P)	259		µg/L	0	GE
		Uranium	<20		µg/L	0	GE
		Vanadium	<8.0		µg/L	0	GE
		Zinc	<2.0		µg/L	0	GE
		Gross alpha	<2.0E+00		pCi/L	0	GE
		Nonvolatile beta	<2.0E+00		pCi/L	0	GE
		Total alpha-emitting radium	<1.0E+00		pCi/L	0	GE

• = exceeded holding time. ■ = exceeded primary drinking water standard.

WELL FSB 79A collected on 07/05/92, laboratory analyses (cont.)

H	D	Analyte	Result	Mod	Unit	Flag	Lab
	■	Tritium	5.9E+01 ± 1.2E+00		pCi/mL	2	GE

WELL FSB 79B

SRS Coord.	Lat/Longitude	Screen Zone Elevation	Top of Casing	Casing	Formation
N73666.1 E50159.2	33.270541 °N 81.677813 °W	91.2-80.7 ft msl	218.2 ft msl	PVC	U. Congaree (IIA)

FIELD MEASUREMENTS

Sample date: 07/05/92
Depth to water: 59.84 ft (18.24 m) below TOC
Water elevation: 158.36 ft (48.27 m) msl
Sp. conductance: 165 µS/cm
Water evacuated before sampling: 204 gal

Time: 15:45
pH: 6.8
Alkalinity: 71 mg/L
Water temperature: 22.0°C

LABORATORY ANALYSES

H	D	Analyte	Result	Mod	Unit	Flag	Lab
●		pH	7.0	J	pH	0	GE
		Specific conductance	151		µS/cm	0	GE
		Aluminum	<20		µg/L	0	GE
		Antimony	<2.0		µg/L	0	GE
		Arsenic	<2.0		µg/L	0	GE
		Barium	30		µg/L	0	GE
		Cadmium	<2.0		µg/L	0	GE
		Calcium	31,500		µg/L	0	GE
		Chloride	2,040		µg/L	0	GE
		Chromium	<4.0		µg/L	0	GE
		Cobalt	<4.0		µg/L	0	GE
		Copper	<4.0		µg/L	0	GE
		Cyanide	<5.0		µg/L	0	GE
		Fluoride	116		µg/L	0	GE
		Iron	<4.0		µg/L	0	GE
		Lead	<3.0		µg/L	0	GE
		Magnesium	616		µg/L	0	GE
		Manganese	<2.0		µg/L	0	GE
		Mercury	<0.20		µg/L	0	GE
		Nickel	<4.0		µg/L	0	GE
		Nitrate-nitrite as nitrogen	1,090		µg/L	0	GE
		Potassium	524		µg/L	0	GE
		Selenium	<2.0	J1	µg/L	0	GE
		Silica	26,600		µg/L	0	GE
		Silver	<2.0		µg/L	0	GE
		Sodium	1,800		µg/L	0	GE
		Sulfate	2,000		µg/L	0	GE
		Thallium	<2.0		µg/L	0	GE
		Total dissolved solids	111,000		µg/L	0	GE
		Total dissolved solids	98,000		µg/L	0	GE
		Total organic carbon	<1,000		µg/L	0	GE
		Total organic halogens	<5.0		µg/L	0	GE
		Total phosphates (as P)	412		µg/L	0	GE

● = exceeded holding time. ■ = exceeded primary drinking water standard.

WELL FSB 79B collected on 07/05/92, laboratory analyses (cont.)

H	D	Analyte	Result	Mod	Unit	Flag	Lab
		Uranium	<20		µg/L	0	GE
		Vanadium	<8.0		µg/L	0	GE
		Zinc	2.1		µg/L	0	GE
		Gross alpha	<2.0E+00		pCi/L	0	GE
		Nonvolatile beta	<2.0E+00		pCi/L	0	GE
		Total alpha-emitting radium	<1.0E+00		pCi/L	0	GE
		Tritium	1.8E+01 ± 7.0E-01		pCi/mL	1	GE

WELL FSB 79C

SRS Coord.	Lat/Longitude	Screen Zone Elevation	Top of Casing	Casing	Formation
N73668.0 E50171.3	33.270565 °N 81.677785 °W	159.6-149.8 ft msl	218.4 ft msl	PVC	Barnwell (IIB_1)

FIELD MEASUREMENTS

Sample date: 07/05/92
Depth to water: 21.31 ft (6.50 m) below TOC
Water elevation: 197.09 ft (60.07 m) msl
Sp. conductance: 1305 µS/cm
Water evacuated before sampling: 212 gal

Time: 16:05
pH: 3.8
Alkalinity: 0 mg/L
Water temperature: 21.6°C

LABORATORY ANALYSES

H	D	Analyte	Result	Mod	Unit	Flag	Lab
●		pH	3.6	J	pH	1	GE
		Specific conductance	1,050		µS/cm	2	GE
		Aluminum	25,200		µg/L	2	GE
		Antimony	<2.0		µg/L	0	GE
		Arsenic	<2.0		µg/L	0	GE
		Barium	321		µg/L	0	GE
	■	Cadmium	19		µg/L	2	GE
		Calcium	11,000	J2	µg/L	0	GE
		Chloride	2,800		µg/L	0	GE
		Chromium	<4.0		µg/L	0	GE
		Cobalt	62		µg/L	2	GE
		Copper	28		µg/L	0	GE
●		Cyanide	<5.0	J	µg/L	0	GE
		Fluoride	693		µg/L	0	GE
		Iron	9.4		µg/L	0	GE
		Lead	<3.0		µg/L	0	GE
		Magnesium	8,720		µg/L	0	GE
		Manganese	1,310		µg/L	2	GE
		Mercury	0.23		µg/L	0	GE
		Nickel	22		µg/L	0	GE
	■	Nitrate-nitrite as nitrogen	174,000		µg/L	2	GE
		Potassium	1,340		µg/L	0	GE
		Selenium	<2.0		µg/L	0	GE
		Silica	9,520		µg/L	0	GE
		Silica, total	9,510		µg/L	2	GE
		Silver	<2.0		µg/L	0	GE
		Sodium	37,100		µg/L	0	GE

● = exceeded holding time. ■ = exceeded primary drinking water standard.

WELL FSB 79C collected on 07/05/92, laboratory analyses (cont.)

H	D	Analyte	Result	Mod	Unit	Flag	Lab
		Sulfate	1,160		µg/L	0	GE
		Thallium	<2.0	J1	µg/L	0	GE
		Total dissolved solids	572,000		µg/L	0	GE
●		Total organic carbon	<1,000	J	µg/L	0	GE
		Total organic halogens	<5.0		µg/L	0	GE
		Total phosphates (as P)	<50		µg/L	0	GE
		Tributyl phosphate	10	J1	µg/L	0	GE
	■	Uranium	414		µg/L	2	GE
		Vanadium	<8.0		µg/L	0	GE
		Zinc	66		µg/L	0	GE
		Antimony-125	<2.0E+01		pCi/L	0	GP
		Cerium-144	<6.0E+01		pCi/L	0	GP
		Cesium-134	<1.0E+01		pCi/L	0	GP
		Cesium-137	<1.0E+01		pCi/L	0	GP
		Chromium-51	<1.1E+02		pCi/L	0	EM
		Cobalt-57	<1.0E+01		pCi/L	0	GP
		Cobalt-60	<1.0E+01		pCi/L	0	GP
		Europium-152	<4.0E+01		pCi/L	0	GP
		Europium-154	<2.0E+01		pCi/L	0	GP
		Europium-155	<3.0E+01		pCi/L	0	GP
	■	Gross alpha	4.0E+02 ± 1.9E+01		pCi/L	2	GE
		Iodine-131	<2.0E+01		pCi/L	0	EM
		Manganese-54	<1.0E+01		pCi/L	0	GP
		Niobium-95	<1.5E+01		pCi/L	0	EM
	■	Nonvolatile beta	3.0E+03 ± 4.8E+01		pCi/L	2	GE
		Potassium-40	<1.1E+02		pCi/L	0	GP
		Promethium-144	<1.0E+01		pCi/L	0	GP
		Promethium-146	<1.0E+01		pCi/L	0	GP
		Ruthenium-106	<9.0E+01		pCi/L	0	GP
		Ruthenium-106	<1.3E+02		pCi/L	0	EM
		Sodium-22	<1.0E+01		pCi/L	0	GP
		Total activity	9.7E+06 ± 7.4E+04		pCi/L	0	EM
	■	Total alpha-emitting radium	9.8E+01 ± 6.9E+00		pCi/L	2	GE
	■	Tritium	9.2E+03 ± 1.4E+01		pCi/mL	2	GE
		Yttrium-88	<6.0E+01		pCi/L	0	GP
		Zinc-65	<2.0E+01		pCi/L	0	GP
		Zirconium-95	<2.0E+01		pCi/L	0	EM

● = exceeded holding time. ■ = exceeded primary drinking water standard.

WELL FSB 87A

SRS Coord.	Lat/Longitude	Screen Zone Elevation	Top of Casing	Casing	Formation
N75601.7 E50115.8	33.274751 °N 81.681688 °W	43.6-33.1 ft msl	287.8 ft msl	PVC	L. Congaree (IIA)

FIELD MEASUREMENTS

Sample date: 07/06/92
Depth to water: 133.23 ft (40.61 m) below TOC
Water elevation: 154.57 ft (47.11 m) msl
Sp. conductance: 105 µS/cm
Water evacuated before sampling: 319 gal

Time: 12:40
pH: 6.3
Alkalinity: 33 mg/L
Water temperature: 25.2°C

LABORATORY ANALYSES

H	D	Analyte	Result	Mod	Unit	Flag	Lab
•		pH	6.4	J	pH	0	GE
		Specific conductance	98		µS/cm	0	GE
		Aluminum	<20		µg/L	0	GE
		Antimony	<2.0		µg/L	0	GE
		Arsenic	<2.0		µg/L	0	GE
		Barium	20		µg/L	0	GE
		Cadmium	<2.0		µg/L	0	GE
		Calcium	17,300		µg/L	0	GE
		Chloride	2,340		µg/L	0	GE
		Chromium	<4.0		µg/L	0	GE
		Cobalt	<4.0		µg/L	0	GE
		Copper	<4.0		µg/L	0	GE
		Cyanide	<5.0		µg/L	0	GE
		Fluoride	117		µg/L	0	GE
		Iron	<4.0		µg/L	0	GE
		Lead	<3.0		µg/L	0	GE
		Magnesium	616		µg/L	0	GE
		Manganese	<2.0		µg/L	0	GE
		Mercury	0.22		µg/L	0	GE
		Nickel	<4.0		µg/L	0	GE
		Nitrate-nitrite as nitrogen	180		µg/L	0	GE
		Potassium	929		µg/L	0	GE
		Selenium	<2.0	J1	µg/L	0	GE
		Silica	24,900		µg/L	0	GE
		Silver	<2.0		µg/L	0	GE
		Sodium	1,720		µg/L	0	GE
		Sulfate	4,770		µg/L	0	GE
		Thallium	<2.0		µg/L	0	GE
		Total dissolved solids	72,000		µg/L	0	GE
		Total organic carbon	<1,000		µg/L	0	GE
		Total organic halogens	<5.0		µg/L	0	GE
		Total phosphates (as P)	300		µg/L	0	GE
		Uranium	<20		µg/L	0	GE
		Vanadium	<8.0		µg/L	0	GE
		Zinc	4.3		µg/L	0	GE
		Gross alpha	<2.0E+00		pCi/L	0	GE
		Nonvolatile beta	<2.0E+00		pCi/L	0	GE
		Total alpha-emitting radium	<1.0E+00		pCi/L	0	GE
		Tritium	4.9E+00 ± 4.0E-01		pCi/mL	0	GE

• = exceeded holding time. ■ = exceeded primary drinking water standard.

WELL FSB 87B

SRS Coord.	Lat/Longitude	Screen Zone Elevation	Top of Casing	Casing	Formation
N75597.0 E50104.9	33.274722 °N 81.681708 °W	100.5-90.0 ft msl	287.5 ft msl	PVC	U. Congaree (IIA)

FIELD MEASUREMENTS

Sample date: 07/06/92
Depth to water: 136.22 ft (41.52 m) below TOC
Water elevation: 151.28 ft (46.11 m) msl
Sp. conductance: 73 µS/cm
Water evacuated before sampling: 161 gal

Time: 11:55
pH: 5.7
Alkalinity: 8 mg/L
Water temperature: 24.0°C

LABORATORY ANALYSES

H	D	Analyte	Result	Mod	Unit	Flag	Lab
●		pH	5.9	J	pH	0	GE
		Specific conductance	120		µS/cm	0	GE
		Aluminum	24		µg/L	0	GE
		Antimony	<2.0		µg/L	0	GE
		Arsenic	<2.0		µg/L	0	GE
		Barium	3.2		µg/L	0	GE
		Cadmium	<2.0		µg/L	0	GE
		Calcium	9,360		µg/L	0	GE
		Chloride	1,730		µg/L	0	GE
		Chromium	<4.0		µg/L	0	GE
		Cobalt	<4.0		µg/L	0	GE
		Copper	4.9		µg/L	0	GE
		Cyanide	<5.0		µg/L	0	GE
		Fluoride	303		µg/L	0	GE
		Fluoride	315		µg/L	0	GE
		Iron	<4.0		µg/L	0	GE
		Lead	<3.0		µg/L	0	GE
		Magnesium	547		µg/L	0	GE
		Manganese	2.1		µg/L	0	GE
		Mercury	<0.20		µg/L	0	GE
		Nickel	<4.0		µg/L	0	GE
		Nitrate-nitrite as nitrogen	4,500		µg/L	0	GE
		Potassium	662		µg/L	0	GE
		Selenium	<2.0	J1	µg/L	0	GE
		Silica	13,100		µg/L	0	GE
		Silver	<2.0		µg/L	0	GE
		Sodium	2,260		µg/L	0	GE
		Sulfate	<1,000		µg/L	0	GE
		Thallium	<2.0		µg/L	0	GE
		Total dissolved solids	61,000		µg/L	0	GE
		Total organic carbon	<1,000		µg/L	0	GE
		Total organic halogens	<5.0		µg/L	0	GE
		Total phosphates (as P)	1,100		µg/L	0	GE
		Total phosphates (as P)	1,250		µg/L	0	GE
		Uranium	<20		µg/L	0	GE
		Vanadium	<8.0		µg/L	0	GE
		Zinc	8.1		µg/L	0	GE
		Gross alpha	<2.0E+00		pCi/L	0	GE
		Nonvolatile beta	5.3E+00 ± 1.5E+00		pCi/L	0	GE

● = exceeded holding time. ■ = exceeded primary drinking water standard.

WELL FSB 87B collected on 07/06/92, laboratory analyses (cont.)

H	D	Analyte	Result	Mod	Unit	Flag	Lab
		Total alpha-emitting radium	<1.0E+00		pCi/L	0	GE
	■	Tritium	5.9E+01 ± 1.2E+00		pCi/mL	2	GE

WELL FSB 87C

SRS Coord.	Lat/Longitude	Screen Zone Elevation	Top of Casing	Casing	Formation
N75591.9 E50093.4	33.274692 °N 81.681728 °W	159.3-148.8 ft msl	287.5 ft msl	PVC	Barnwell (IIB_1)

FIELD MEASUREMENTS

Sample date: 07/06/92
Depth to water: 77.55 ft (23.64 m) below TOC
Water elevation: 209.95 ft (63.99 m) msl
Sp. conductance: 111 µS/cm
Water evacuated before sampling: 160 gal

Time: 13:10
pH: 5.6
Alkalinity: 7 mg/L
Water temperature: 23.1 °C

LABORATORY ANALYSES

H	D	Analyte	Result	Mod	Unit	Flag	Lab
●		pH	6.0	J	pH	0	GE
		Specific conductance	108		µS/cm	0	GE
		Aluminum	<20		µg/L	0	GE
		Antimony	<2.0		µg/L	0	GE
		Arsenic	<2.0		µg/L	0	GE
		Barium	16		µg/L	0	GE
		Cadmium	<2.0		µg/L	0	GE
		Calcium	9,030		µg/L	0	GE
		Chloride	2,100		µg/L	0	GE
		Chromium	<4.0		µg/L	0	GE
		Cobalt	<4.0		µg/L	0	GE
		Copper	11		µg/L	0	GE
		Cyanide	<5.0		µg/L	0	GE
		Fluoride	<100		µg/L	0	GE
		Iron	<4.0		µg/L	0	GE
		Lead	<3.0		µg/L	0	GE
		Magnesium	1,220		µg/L	0	GE
		Manganese	5.6		µg/L	0	GE
		Mercury	<0.20		µg/L	0	GE
		Nickel	<4.0		µg/L	0	GE
	■	Nitrate-nitrite as nitrogen	10,200		µg/L	2	GE
	■	Nitrate-nitrite as nitrogen	10,200		µg/L	2	GE
		Potassium	<500		µg/L	0	GE
		Selenium	<2.0	J1	µg/L	0	GE
		Silica	9,160		µg/L	0	GE
		Silver	<2.0		µg/L	0	GE
		Sodium	8,200		µg/L	0	GE
		Sulfate	<1,000		µg/L	0	GE
		Thallium	<2.0		µg/L	0	GE
		Total dissolved solids	86,000		µg/L	0	GE
		Total organic carbon	<1,000		µg/L	0	GE
		Total organic halogens	<5.0		µg/L	0	GE

● = exceeded holding time. ■ = exceeded primary drinking water standard.

WELL FSB 87C collected on 07/06/92, laboratory analyses (cont.)

H	D	Analyte	Result	Mod	Unit	Flag	Lab
		Total phosphates (as P)	<50		µg/L	0	GE
		Uranium	<20		µg/L	0	GE
		Vanadium	<8.0		µg/L	0	GE
		Zinc	19		µg/L	0	GE
		Gross alpha	<2.0E+00		pCi/L	0	GE
		Gross alpha	<2.0E+00		pCi/L	0	GE
		Nonvolatile beta	4.8E+00 ± 1.7E+00		pCi/L	0	GE
		Nonvolatile beta	5.4E+00 ± 1.8E+00		pCi/L	0	GE
		Total activity	6.3E+05 ± 5.8E+03		pCi/L	0	EM
		Total alpha-emitting radium	<1.0E+00		pCi/L	0	GE
	■	Tritium	6.0E+02 ± 3.6E+00		pCi/mL	2	GE
	■	Tritium	6.1E+02 ± 3.7E+00		pCi/mL	2	GE

WELL FSB 87D

SRS Coord.	Lat/Longitude	Screen Zone Elevation	Top of Casing	Casing	Formation
N75586.3 E50081.1	33.274660 °N 81.681749 °W	216.8-187.4 ft msl	287.3 ft msl	PVC	Water table (IIB_2)

FIELD MEASUREMENTS

Sample date: 07/07/92
Depth to water: 74.47 ft (22.70 m) below TOC
Water elevation: 212.83 ft (64.87 m) msl
Sp. conductance: 87 µS/cm
Water evacuated before sampling: 67 gal

Time: 11:45
pH: 4.1
Alkalinity: 0 mg/L
Water temperature: 24.8°C

LABORATORY ANALYSES

H	D	Analyte	Result	Mod	Unit	Flag	Lab
●		pH	4.1	J	pH	0	GE
		Specific conductance	70		µS/cm	0	GE
		Aluminum	1,100		µg/L	2	GE
		Aluminum	1,100		µg/L	2	GE
		Antimony	<2.0		µg/L	0	GE
		Arsenic	<2.0		µg/L	0	GE
		Barium	18		µg/L	0	GE
		Barium	18		µg/L	0	GE
		Cadmium	2.4		µg/L	0	GE
		Cadmium	2.6		µg/L	1	GE
		Calcium	1,310	J2	µg/L	0	GE
		Calcium	1,310	J2	µg/L	0	GE
		Chloride	760		µg/L	0	GE
		Chloride	800		µg/L	0	GE
		Chromium	<4.0		µg/L	0	GE
		Chromium	<4.0		µg/L	0	GE
		Cobalt	<4.0		µg/L	0	GE
		Cobalt	<4.0		µg/L	0	GE
		Copper	438		µg/L	0	GE
		Copper	439		µg/L	0	GE
		Cyanide	<5.0		µg/L	0	GE
		Cyanide	<5.0		µg/L	0	GE

● = exceeded holding time. ■ = exceeded primary drinking water standard.

WELL FSB 87D collected on 07/07/92, laboratory analyses (cont.)

H	D	Analyte	Result	Mod	Unit	Flag	Lab
		Endrin	<0.0060		µg/L	0	GE
		Fluoride	<100		µg/L	0	GE
		Fluoride	<100		µg/L	0	GE
		Iron	23		µg/L	0	GE
		Iron	23		µg/L	0	GE
	■	Lead	17		µg/L	2	GE
		Lindane	<0.0050		µg/L	0	GE
		Magnesium	595		µg/L	0	GE
		Magnesium	595		µg/L	0	GE
		Manganese	33		µg/L	1	GE
		Manganese	33		µg/L	1	GE
		Mercury	<0.20		µg/L	0	GE
		Methoxychlor	<0.50		µg/L	0	GE
		Nickel	<4.0		µg/L	0	GE
		Nickel	<4.0		µg/L	0	GE
		Nitrate-nitrite as nitrogen	4,400		µg/L	0	GE
		Potassium	<500		µg/L	0	GE
		Potassium	<500		µg/L	0	GE
		Selenium	<2.0	J1	µg/L	0	GE
		Silica	78,400		µg/L	0	GE
		Silica	78,700		µg/L	0	GE
		Silver	<2.0		µg/L	0	GE
		Silver	<2.0		µg/L	0	GE
		Sodium	3,890		µg/L	0	GE
		Sodium	3,910		µg/L	0	GE
		Sulfate	12,200		µg/L	0	GE
		Sulfate	12,800		µg/L	0	GE
		Thallium	<2.0		µg/L	0	GE
		Total dissolved solids	104,000		µg/L	0	GE
		Total organic carbon	<1,000		µg/L	0	GE
		Total organic carbon	<1,000		µg/L	0	GE
		Total organic halogens	<5.0		µg/L	0	GE
		Total phosphates (as P)	<50		µg/L	0	GE
		Toxaphene	<0.24		µg/L	0	GE
	■	Uranium	304		µg/L	2	GE
	■	Uranium	304		µg/L	2	GE
		Vanadium	<8.0		µg/L	0	GE
		Vanadium	<8.0		µg/L	0	GE
		Zinc	72		µg/L	0	GE
		Zinc	72		µg/L	0	GE
		Gross alpha	<2.0E+00		pCi/L	0	GE
	■	Gross alpha	1.1E+02 ± 6.7E+00		pCi/L	2	GE
		Nonvolatile beta	<2.0E+00		pCi/L	0	GE
	■	Nonvolatile beta	8.1E+01 ± 3.9E+00		pCi/L	2	GE
		Total activity	8.9E+04 ± 2.4E+03		pCi/L	0	EM
		Total alpha-emitting radium	2.4E+00 ± 1.1E+00		pCi/L	0	GE
	■	Tritium	7.7E+01 ± 1.3E+00		pCi/mL	2	GE

● = exceeded holding time. ■ = exceeded primary drinking water standard.

WELL FSB 88C

SRS Coord.	Lat/Longitude	Screen Zone Elevation	Top of Casing	Casing	Formation
N75619.4 E51518.0	33.277078 °N 81.678031 °W	168.4-158.4 ft msl	283.0 ft msl	4" PVC	Barnwell (IIB_1)

FIELD MEASUREMENTS

Sample date: 07/04/92
Depth to water: 69.73 ft (21.25 m) below TOC
Water elevation: 213.27 ft (65.01 m) msl
Sp. conductance: 49 µS/cm
Water evacuated before sampling: 144 gal

Time: 8:15
pH: 5.1
Alkalinity: 7 mg/L
Water temperature: 20.7°C

LABORATORY ANALYSES

H	D	Analyte	Result	Mod	Unit	Flag	Lab
●		pH	5.5	J	pH	0	GE
●		pH	5.5	J	pH	0	GE
●		pH	5.6	J	pH	0	WA
●		pH	5.6	J	pH	0	WA
		Specific conductance	43		µS/cm	0	GE
		Specific conductance	45		µS/cm	0	GE
●		Specific conductance	42	J	µS/cm	0	WA
●		Specific conductance	46	J	µS/cm	0	WA
		Aluminum	<20		µg/L	0	GE
		Aluminum	<20		µg/L	0	GE
		Aluminum	<15		µg/L	0	WA
		Aluminum	<15		µg/L	0	WA
		Antimony	<2.0		µg/L	0	GE
		Antimony	<2.0		µg/L	0	GE
		Antimony	<12		µg/L	0	WA
	■	Antimony	11	J3	µg/L	2	WA
		Arsenic	<2.0		µg/L	0	GE
		Arsenic	<2.0		µg/L	0	GE
		Arsenic	<2.0		µg/L	0	WA
		Arsenic	<2.0		µg/L	0	WA
		Barium	10		µg/L	0	GE
		Barium	10		µg/L	0	GE
		Barium	10	J3	µg/L	0	WA
		Barium	9.7	J3	µg/L	0	WA
		Cadmium	<2.0		µg/L	0	GE
		Cadmium	<2.0		µg/L	0	GE
		Cadmium	<0.35		µg/L	0	WA
		Cadmium	<0.35		µg/L	0	WA
		Calcium	3,620		µg/L	0	GE
		Calcium	3,650		µg/L	0	GE
		Calcium	3,300		µg/L	0	WA
		Calcium	3,610		µg/L	0	WA
		Chloride	3,020		µg/L	0	GE
		Chloride	3,030		µg/L	0	GE
		Chloride	3,910		µg/L	0	WA
		Chloride	4,200		µg/L	0	WA
		Chromium	<4.0		µg/L	0	GE
		Chromium	<4.0		µg/L	0	GE
		Chromium	1.8	J3	µg/L	0	WA

● = exceeded holding time. ■ = exceeded primary drinking water standard.

WELL FSB 88C collected on 07/04/92, laboratory analyses (cont.)

H	D	Analyte	Result	Mod	Unit	Flag	Lab
		Chromium	<1.1		µg/L	0	WA
		Cobalt	<4.0		µg/L	0	GE
		Cobalt	<4.0		µg/L	0	GE
		Cobalt	<0.88		µg/L	0	WA
		Cobalt	<0.88		µg/L	0	WA
		Copper	<4.0		µg/L	0	GE
		Copper	<4.0		µg/L	0	GE
		Copper	<1.1		µg/L	0	WA
		Copper	<1.1		µg/L	0	WA
		Cyanide	<5.0		µg/L	0	GE
		Cyanide	<5.0		µg/L	0	GE
		Cyanide	<5.0		µg/L	0	WA
		Cyanide	<5.0		µg/L	0	WA
		Fluoride	<100		µg/L	0	GE
		Fluoride	<100		µg/L	0	GE
		Fluoride	<100		µg/L	0	GE
		Fluoride	<100		µg/L	0	WA
		Fluoride	<100		µg/L	0	WA
		Iron	<4.0		µg/L	0	GE
		Iron	<4.0		µg/L	0	GE
		Iron	22		µg/L	0	WA
		Iron	3.8	J3	µg/L	0	WA
		Lead	<3.0		µg/L	0	GE
		Lead	<3.0		µg/L	0	GE
		Lead	<2.0		µg/L	0	WA
		Lead	<2.0		µg/L	0	WA
		Magnesium	523		µg/L	0	GE
		Magnesium	530		µg/L	0	GE
		Magnesium	498		µg/L	0	WA
		Magnesium	532		µg/L	0	WA
		Manganese	7.2		µg/L	0	GE
		Manganese	7.4		µg/L	0	GE
		Manganese	6.5		µg/L	0	WA
		Manganese	6.0		µg/L	0	WA
		Mercury	<0.20		µg/L	0	GE
		Mercury	<0.20		µg/L	0	GE
		Mercury	<0.20		µg/L	0	WA
		Mercury	<0.20		µg/L	0	WA
		Nickel	<4.0		µg/L	0	GE
		Nickel	<4.0		µg/L	0	GE
		Nickel	<3.1		µg/L	0	WA
		Nickel	<3.1		µg/L	0	WA
		Nitrate as nitrogen	1,730		µg/L	0	WA
		Nitrate as nitrogen	1,720		µg/L	0	WA
		Nitrate-nitrite as nitrogen	1,600		µg/L	0	GE
		Nitrate-nitrite as nitrogen	1,810		µg/L	0	GE
		Potassium	<500		µg/L	0	GE
		Potassium	<500		µg/L	0	GE
		Potassium	386	J3	µg/L	0	WA
		Potassium	331	J3	µg/L	0	WA
		Selenium	<2.0	J1	µg/L	0	GE
		Selenium	<2.0	J1	µg/L	0	GE
		Selenium	<2.0		µg/L	0	WA
		Selenium	<2.0		µg/L	0	WA
		Silica	8,240		µg/L	0	GE
		Silica	8,340		µg/L	0	GE

● = exceeded holding time. ■ = exceeded primary drinking water standard.

WELL FSB 88C collected on 07/04/92, laboratory analyses (cont.)

H	D	Analyte	Result	Mod	Unit	Flag	Lab
		Silica	7,420		µg/L	0	WA
		Silica	7,820		µg/L	0	WA
		Silver	<2.0		µg/L	0	GE
		Silver	<2.0		µg/L	0	GE
		Silver	<0.70		µg/L	0	WA
		Silver	1.1	J3	µg/L	0	WA
		Sodium	3,770		µg/L	0	GE
		Sodium	3,780		µg/L	0	GE
		Sodium	3,290		µg/L	0	WA
		Sodium	3,500		µg/L	0	WA
		Sulfate	<1,000		µg/L	0	GE
		Sulfate	<1,000		µg/L	0	GE
		Sulfate	<2,500		µg/L	0	WA
		Sulfate	<2,500		µg/L	0	WA
		Thallium	<2.0		µg/L	0	GE
		Thallium	<2.0		µg/L	0	GE
		Thallium	<2.0		µg/L	0	WA
		Thallium	<2.0		µg/L	0	WA
		Total dissolved solids	23,000		µg/L	0	GE
		Total dissolved solids	24,000		µg/L	0	GE
		Total dissolved solids	46,000		µg/L	0	WA
		Total dissolved solids	33,000		µg/L	0	WA
		Total organic carbon	<1,000		µg/L	0	GE
		Total organic carbon	<1,000		µg/L	0	GE
		Total organic carbon	<500		µg/L	0	WA
		Total organic carbon	<500		µg/L	0	WA
		Total organic halogens	<5.0		µg/L	0	GE
		Total organic halogens	<5.0		µg/L	0	GE
		Total organic halogens	<5.0		µg/L	0	GE
		Total organic halogens	<5.0		µg/L	0	WA
		Total organic halogens	49		µg/L	1	WA
		Total phosphates (as P)	51		µg/L	0	GE
		Total phosphates (as P)	62		µg/L	0	GE
		Total phosphates (as P)	<50		µg/L	0	GE
		Total phosphates (as P)	80		µg/L	0	WA
		Total phosphates (as P)	111		µg/L	0	WA
		Uranium	<20		µg/L	0	GE
		Uranium	<20		µg/L	0	GE
		Uranium	0.50		µg/L	0	TM
		Uranium	0.080		µg/L	0	TM
		Vanadium	<8.0		µg/L	0	GE
		Vanadium	<8.0		µg/L	0	GE
		Vanadium	1.6	J3	µg/L	0	WA
		Vanadium	1.0	J3	µg/L	0	WA
		Zinc	12		µg/L	0	GE
		Zinc	12		µg/L	0	GE
		Zinc	13		µg/L	0	WA
		Zinc	12		µg/L	0	WA
		Gross alpha	<2.0E+00		pCi/L	0	GE
		Gross alpha	<2.0E+00		pCi/L	0	GE
		Gross alpha	<2.0E+00		pCi/L	0	GE
		Gross alpha	<7.0E-01		pCi/L	0	TM
		Gross alpha	<7.0E-01		pCi/L	0	TM
		Nonvolatile beta	<2.0E+00		pCi/L	0	GE
		Nonvolatile beta	<2.0E+00		pCi/L	0	GE
		Nonvolatile beta	<2.0E+00		pCi/L	0	GE
		Nonvolatile beta	1.7E+00 ± 1.1E+00		pCi/L	0	TM

● = exceeded holding time. ■ = exceeded primary drinking water standard.

WELL FSB 88C collected on 07/04/92, laboratory analyses (cont.)

H	D	Analyte	Result	Mod	Unit	Flag	Lab
		Nonvolatile beta	1.1E+00 ± 1.6E+00		pCi/L	0	TM
		Radium-226	<5.5E-01		pCi/L	0	TM
		Radium-226	<1.9E-01		pCi/L	0	TM
		Radium-226	<2.1E-01		pCi/L	0	TM
		Radium-228	2.0E+00 ± 8.7E-01		pCi/L	0	TM
		Radium-228	7.2E-01 ± 7.2E-01		pCi/L	0	TM
		Radium-228	1.2E+00 ± 8.4E-01		pCi/L	0	TM
		Total alpha-emitting radium	<1.0E+00		pCi/L	0	GE
		Total alpha-emitting radium	<1.0E+00		pCi/L	0	GE
		Tritium	1.5E+01 ± 5.0E-01		pCi/mL	1	GE
		Tritium	1.5E+01 ± 6.0E-01		pCi/mL	1	GE
		Tritium	1.6E+01 ± 2.2E+00		pCi/mL	1	TM
		Tritium	1.7E+01 ± 2.4E+00		pCi/mL	1	TM

● = exceeded holding time. ■ = exceeded primary drinking water standard.

WELL FSB 88D

SRS Coord.	Lat/Longitude	Screen Zone Elevation	Top of Casing	Casing	Formation
N75621.8 E51527.0	33.277098 °N 81.678012 °W	222.1-202.1 ft msl	282.4 ft msl	4" PVC	Water table (IIB_2)

FIELD MEASUREMENTS

Sample date: 07/04/92
Depth to water: 65.48 ft (19.96 m) below TOC
Water elevation: 216.92 ft (66.12 m) msl
Sp. conductance: 428 µS/cm
Water evacuated before sampling: 8 gal
The well went dry during purging.

Time: 7:50
pH: 4.8
Alkalinity: 5 mg/L
Water temperature: 20.5°C

LABORATORY ANALYSES

H	D	Analyte	Result	Mod	Unit	Flag	Lab
●		pH	4.9	J	pH	0	GE
		Specific conductance	400		µS/cm	1	GE
		Aluminum	1,090		µg/L	2	GE
		Antimony	<2.0		µg/L	0	GE
		Arsenic	<2.0		µg/L	0	GE
		Barium	112		µg/L	0	GE
		Cadmium	<2.0		µg/L	0	GE
		Calcium	11,600		µg/L	0	GE
		Chloride	1,260		µg/L	0	GE
		Chromium	<4.0		µg/L	0	GE
		Cobalt	5.4		µg/L	0	GE
		Copper	4.1		µg/L	0	GE
		Cyanide	<5.0		µg/L	0	GE
		Fluoride	155		µg/L	0	GE
		Iron	33		µg/L	0	GE
	■	Lead	15		µg/L	2	GE
		Magnesium	1,560		µg/L	0	GE
		Manganese	181		µg/L	2	GE
		Mercury	0.68		µg/L	0	GE
		Nickel	7.6		µg/L	0	GE
	■	Nitrate-nitrite as nitrogen	52,000		µg/L	2	GE
		Potassium	19,800		µg/L	0	GE
		Selenium	<2.0	J1	µg/L	0	GE
		Silica	23,000		µg/L	0	GE
		Silver	<2.0		µg/L	0	GE
		Sodium	53,300		µg/L	0	GE
		Sulfate	<1,000		µg/L	0	GE
		Thallium	<2.0		µg/L	0	GE
		Total dissolved solids	320,000		µg/L	0	GE
		Total organic carbon	<1,000		µg/L	0	GE
		Total organic halogens	<5.0		µg/L	0	GE
		Total phosphates (as P)	62		µg/L	0	GE
	■	Uranium	76		µg/L	2	GE
		Vanadium	<8.0		µg/L	0	GE
		Zinc	29		µg/L	0	GE
		Antimony-125	<2.0E+01		pCi/L	0	GP
		Antimony-125	<2.0E+01		pCi/L	0	GP
		Cerium-144	<6.0E+01		pCi/L	0	GP
		Cerium-144	<6.0E+01		pCi/L	0	GP

● = exceeded holding time. ■ = exceeded primary drinking water standard.

WELL FSB 88D collected on 07/04/92, laboratory analyses (cont.)

H	D	Analyte	Result	Mod	Unit	Flag	Lab
		Cesium-134	<1.0E+01		pCi/L	0	GP
		Cesium-134	<1.0E+01		pCi/L	0	GP
		Cesium-137	<1.0E+01		pCi/L	0	GP
		Cesium-137	<1.0E+01		pCi/L	0	GP
		Chromium-51	<1.1E+02		pCi/L	0	EM
		Cobalt-57	<1.0E+01		pCi/L	0	GP
		Cobalt-57	<1.0E+01		pCi/L	0	GP
		Cobalt-60	<1.0E+01		pCi/L	0	GP
		Cobalt-60	<1.0E+01		pCi/L	0	GP
		Europium-152	<4.0E+01		pCi/L	0	GP
		Europium-152	<4.0E+01		pCi/L	0	GP
		Europium-154	<2.0E+01		pCi/L	0	GP
		Europium-154	<2.0E+01		pCi/L	0	GP
		Europium-155	<3.0E+01		pCi/L	0	GP
		Europium-155	<3.0E+01		pCi/L	0	GP
	■	Gross alpha	3.0E+01 ± 4.6E+00		pCi/L	2	GE
		Iodine-131	<2.0E+01		pCi/L	0	EM
		Manganese-54	<1.0E+01		pCi/L	0	GP
		Manganese-54	<1.0E+01		pCi/L	0	GP
		Niobium-95	<1.5E+01		pCi/L	0	EM
	■	Nonvolatile beta	2.2E+02 ± 6.8E+00		pCi/L	2	GE
		Potassium-40	<1.1E+02		pCi/L	0	GP
		Potassium-40	<1.1E+02		pCi/L	0	GP
		Promethium-144	<1.0E+01		pCi/L	0	GP
		Promethium-144	<1.0E+01		pCi/L	0	GP
		Promethium-146	<1.0E+01		pCi/L	0	GP
		Promethium-146	<1.0E+01		pCi/L	0	GP
		Ruthenium-106	<9.0E+01		pCi/L	0	GP
		Ruthenium-106	<9.0E+01		pCi/L	0	GP
		Ruthenium-106	<1.3E+02		pCi/L	0	EM
		Sodium-22	<1.0E+01		pCi/L	0	GP
		Sodium-22	<1.0E+01		pCi/L	0	GP
	■	Total alpha-emitting radium	9.3E+00 ± 2.2E+00		pCi/L	2	GE
	■	Tritium	3.6E+03 ± 8.9E+00		pCi/mL	2	GE
		Uranium	8.0E-02 ± 1.0E-02		pCi/L	0	TM
		Yttrium-88	<6.0E+01		pCi/L	0	GP
		Yttrium-88	<6.0E+01		pCi/L	0	GP
		Zinc-65	<2.0E+01		pCi/L	0	GP
		Zinc-65	<2.0E+01		pCi/L	0	GP
		Zirconium-95	<2.0E+01		pCi/L	0	EM

● = exceeded holding time. ■ = exceeded primary drinking water standard.

WELL FSB 89C

SRS Coord.	Lat/Longitude	Screen Zone Elevation	Top of Casing	Casing	Formation
N75553.2 E51345.2	33.276650 °N 81.678357 °W	166.1-156.1 ft msl	281.3 ft msl	4" PVC	Barnwell (IIB_1)

FIELD MEASUREMENTS

Sample date: 07/07/92
Depth to water: 68.61 ft (20.91 m) below TOC
Water elevation: 212.69 ft (64.83 m) msl
Sp. conductance: 61 µS/cm
Water evacuated before sampling: 148 gal

Time: 14:40
pH: 5.6
Alkalinity: 10 mg/L
Water temperature: 22.6°C

LABORATORY ANALYSES

H	D	Analyte	Result	Mod	Unit	Flag	Lab
●		pH	5.9	J	pH	0	GE
		Specific conductance	110		µS/cm	0	GE
		Aluminum	305		µg/L	2	GE
		Aluminum	330		µg/L	2	GE
		Antimony	<2.0		µg/L	0	GE
		Arsenic	<2.0		µg/L	0	GE
		Barium	15		µg/L	0	GE
		Cadmium	<2.0		µg/L	0	GE
		Calcium	6,900		µg/L	0	GE
		Chloride	2,970		µg/L	0	GE
		Chromium	<4.0		µg/L	0	GE
		Cobalt	<4.0		µg/L	0	GE
		Copper	9.8		µg/L	0	GE
		Cyanide	<5.0		µg/L	0	GE
		Fluoride	<100		µg/L	0	GE
		Fluoride	<100		µg/L	0	GE
		Iron	<4.0		µg/L	0	GE
		Lead	<3.0		µg/L	0	GE
		Magnesium	464		µg/L	0	GE
		Manganese	14		µg/L	0	GE
		Mercury	<0.20		µg/L	0	GE
		Nickel	<4.0		µg/L	0	GE
		Nitrate-nitrite as nitrogen	<50		µg/L	0	GE
		Potassium	<500		µg/L	0	GE
		Selenium	<2.0	J1	µg/L	0	GE
		Silica	8,460		µg/L	0	GE
		Silver	<2.0		µg/L	0	GE
		Sodium	3,680		µg/L	0	GE
		Sulfate	<1,000		µg/L	0	GE
		Thallium	<2.0		µg/L	0	GE
		Total dissolved solids	37,000		µg/L	0	GE
		Total organic carbon	<1,000		µg/L	0	GE
		Total organic halogens	<5.0		µg/L	0	GE
		Total phosphates (as P)	<50		µg/L	0	GE
		Uranium	<20		µg/L	0	GE
		Vanadium	<8.0		µg/L	0	GE
		Zinc	15		µg/L	0	GE
		Gross alpha	<2.0E+00		pCi/L	0	GE
		Nonvolatile beta	<2.0E+00		pCi/L	0	GE
		Total alpha-emitting radium	<1.0E+00		pCi/L	0	GE

● = exceeded holding time. ■ = exceeded primary drinking water standard.

WELL FSB 89C collected on 07/07/92, laboratory analyses (cont.)

H	D	Analyte	Result	Mod	Unit	Flag	Lab
		Tritium	1.7E+01 ± 7.0E-01		pCi/mL	1	GE

WELL FSB 89D

SRS Coord.	Lat/Longitude	Screen Zone Elevation	Top of Casing	Casing	Formation
N75548.3 E51335.8	33.276623 °N 81.678372 °W	221.9-201.9 ft msl	281.2 ft msl	4" PVC	Water table (IIB_2)

FIELD MEASUREMENTS

Sample date: 07/08/92
Depth to water: 64.98 ft (19.81 m) below TOC
Water elevation: 216.22 ft (65.90 m) msl
Sp. conductance: 313 µS/cm
Water evacuated before sampling: 6 gal
The well went dry during purging.

Time: 12:05
pH: 4.4
Alkalinity: 0 mg/L
Water temperature: 24.9°C

LABORATORY ANALYSES

H	D	Analyte	Result	Mod	Unit	Flag	Lab
●		pH	4.5	J	pH	0	GE
		Specific conductance	250		µS/cm	1	GE
		Aluminum	3,810		µg/L	2	GE
		Antimony	<2.0		µg/L	0	GE
		Arsenic	<2.0		µg/L	0	GE
		Barium	56		µg/L	0	GE
		Cadmium	<2.0		µg/L	0	GE
		Calcium	2,920		µg/L	0	GE
		Chloride	2,790		µg/L	0	GE
		Chromium	<4.0		µg/L	0	GE
		Cobalt	6.5		µg/L	0	GE
		Copper	20		µg/L	0	GE
		Cyanide	<5.0		µg/L	0	GE
		Fluoride	163		µg/L	0	GE
		Iron	98		µg/L	0	GE
	■	Lead	20		µg/L	2	GE
		Magnesium	898		µg/L	0	GE
		Manganese	189		µg/L	2	GE
	■	Mercury	5.0		µg/L	2	GE
		Nickel	4.5		µg/L	0	GE
		Nitrate-nitrite as nitrogen	320		µg/L	0	GE
		Potassium	863		µg/L	0	GE
		Selenium	<2.0		µg/L	0	GE
		Silica	12,900		µg/L	0	GE
		Silver	<2.0		µg/L	0	GE
		Sodium	38,000		µg/L	0	GE
		Sulfate	3,960		µg/L	0	GE
		Thallium	<2.0		µg/L	0	GE
		Total dissolved solids	180,000		µg/L	0	GE
		Total organic carbon	<1,000		µg/L	0	GE
		Total organic halogens	<5.0		µg/L	0	GE
		Total phosphates (as P)	<50		µg/L	0	GE
	■	Uranium	294		µg/L	2	GE

● = exceeded holding time. ■ = exceeded primary drinking water standard.

WELL FSB 89D collected on 07/08/92, laboratory analyses (cont.)

H	D	Analyte	Result	Mod	Unit	Flag	Lab
		Vanadium	<8.0		µg/L	0	GE
		Zinc	30		µg/L	0	GE
		Antimony-125	<2.0E+01		pCi/L	0	GP
		Cerium-144	<6.0E+01		pCi/L	0	GP
		Cesium-134	<1.0E+01		pCi/L	0	GP
		Cesium-137	<1.0E+01		pCi/L	0	GP
		Cobalt-57	<1.0E+01		pCi/L	0	GP
		Cobalt-60	<1.0E+01		pCi/L	0	GP
		Europium-152	<4.0E+01		pCi/L	0	GP
		Europium-154	<2.0E+01		pCi/L	0	GP
		Europium-155	<3.0E+01		pCi/L	0	GP
		Gross alpha	3.6E+00 ± 9.0E-01		pCi/L	0	GE
		Manganese-54	<1.0E+01		pCi/L	0	GP
		Nonvolatile beta	3.9E+00 ± 1.6E+00		pCi/L	0	GE
		Potassium-40	<1.1E+02		pCi/L	0	GP
		Promethium-144	<1.0E+01		pCi/L	0	GP
		Promethium-146	<1.0E+01		pCi/L	0	GP
		Ruthenium-106	<9.0E+01		pCi/L	0	GP
		Sodium-22	<1.0E+01		pCi/L	0	GP
		Total activity	1.9E+06 ± 1.0E+04		pCi/L	0	EM
	■	Total alpha-emitting radium	1.2E+01 ± 2.0E+00		pCi/L	2	GE
	■	Total alpha-emitting radium	1.4E+01 ± 2.0E+00		pCi/L	2	GE
	■	Tritium	1.8E+03 ± 6.4E+00		pCi/mL	2	GE
		Yttrium-88	<6.0E+01		pCi/L	0	GP
		Zinc-65	<2.0E+01		pCi/L	0	GP

WELL FSB 90C

SRS Coord.	Lat/Longitude	Screen Zone Elevation	Top of Casing	Casing	Formation
N75382.9 E51148.6	33.275952 °N 81.678544 °W	168.1-158.1 ft msl	278.4 ft msl	4" PVC	Barnwell (IIB_1)

FIELD MEASUREMENTS

Sample date: 07/05/92
Depth to water: 66.99 ft (20.42 m) below TOC
Water elevation: 211.41 ft (64.44 m) msl
Sp. conductance: 206 µS/cm
Water evacuated before sampling: 140 gal

Time: 11:20
pH: 6.2
Alkalinity: 34 mg/L
Water temperature: 22.7°C

LABORATORY ANALYSES

H	D	Analyte	Result	Mod	Unit	Flag	Lab
●		pH	6.5	J	pH	0	GE
		Specific conductance	200		µS/cm	0	GE
		Aluminum	66		µg/L	2	GE
		Antimony	<2.0		µg/L	0	GE
		Arsenic	<2.0		µg/L	0	GE
		Barium	48		µg/L	0	GE
		Cadmium	<2.0		µg/L	0	GE
		Calcium	15,900		µg/L	0	GE
		Chloride	3,460		µg/L	0	GE

● = exceeded holding time. ■ = exceeded primary drinking water standard.

WELL FSB 90C collected on 07/05/92, laboratory analyses (cont.)

H	D	Analyte	Result	Mod	Unit	Flag	Lab
		Chromium	<4.0		µg/L	0	GE
		Cobalt	<4.0		µg/L	0	GE
		Copper	<4.0		µg/L	0	GE
		Cyanide	<5.0		µg/L	0	GE
		Fluoride	228		µg/L	0	GE
		Iron	<4.0		µg/L	0	GE
		Lead	<3.0		µg/L	0	GE
		Magnesium	6,080		µg/L	0	GE
		Manganese	28		µg/L	1	GE
		Mercury	<0.20		µg/L	0	GE
		Nickel	5.9		µg/L	0	GE
	■	Nitrate-nitrite as nitrogen	14,600		µg/L	2	GE
		Potassium	1,140		µg/L	0	GE
		Selenium	<2.0	J1	µg/L	0	GE
		Silica	8,960		µg/L	0	GE
		Silver	<2.0		µg/L	0	GE
		Sodium	12,900		µg/L	0	GE
		Sulfate	1,220		µg/L	0	GE
		Thallium	<2.0		µg/L	0	GE
		Total dissolved solids	133,000		µg/L	0	GE
		Total organic carbon	<1,000		µg/L	0	GE
		Total organic halogens	<5.0		µg/L	0	GE
		Total organic halogens	<5.0		µg/L	0	GE
		Total phosphates (as P)	<50		µg/L	0	GE
		Uranium	<20		µg/L	0	GE
		Vanadium	<8.0		µg/L	0	GE
		Zinc	11		µg/L	0	GE
		Gross alpha	2.9E+00 ± 9.0E-01		pCi/L	0	GE
		Nonvolatile beta	2.1E+01 ± 2.4E+00		pCi/L	0	GE
		Total activity	7.3E+05 ± 2.3E+04		pCi/L	0	EM
		Total alpha-emitting radium	<1.0E+00		pCi/L	0	GE
	■	Tritium	7.1E+02 ± 3.9E+00		pCi/mL	2	GE

● = exceeded holding time. ■ = exceeded primary drinking water standard.

WELL FSB 90D

SRS Coord.	Lat/Longitude	Screen Zone Elevation	Top of Casing	Casing	Formation
N75376.9 E51140.7	33.275926 °N 81.678553 °W	225.1-205.1 ft msl	278.6 ft msl	4" PVC	Water table (IIB_2)

FIELD MEASUREMENTS

Sample date: 07/05/92
Depth to water: 63.65 ft (19.40 m) below TOC
Water elevation: 214.95 ft (65.52 m) msl
Sp. conductance: 392 µS/cm
Water evacuated before sampling: 6 gal
The well went dry during purging.

Time: 10:40
pH: 4.7
Alkalinity: 0 mg/L
Water temperature: 22.3°C

LABORATORY ANALYSES

H	D	Analyte	Result	Mod	Unit	Flag	Lab
●		pH	4.8	J	pH	0	GE
		Specific conductance	305		µS/cm	1	GE
		Aluminum	6,060		µg/L	2	GE
		Antimony	<2.0		µg/L	0	GE
		Arsenic	<2.0		µg/L	0	GE
		Barium	195		µg/L	0	GE
	■	Cadmium	5.4		µg/L	2	GE
		Calcium	8,430	J2	µg/L	0	GE
		Chloride	1,910		µg/L	0	GE
		Chloride	1,960		µg/L	0	GE
		Chromium	<4.0		µg/L	0	GE
		Cobalt	8.8		µg/L	0	GE
		Copper	8.8		µg/L	0	GE
●		Cyanide	<5.0	J	µg/L	0	GE
		Fluoride	535		µg/L	0	GE
		Iron	100		µg/L	0	GE
	■	Lead	34		µg/L	2	GE
		Magnesium	2,110		µg/L	0	GE
		Manganese	548		µg/L	2	GE
		Mercury	<0.20		µg/L	0	GE
		Mercury	<0.20		µg/L	0	GE
		Nickel	14		µg/L	0	GE
	■	Nitrate-nitrite as nitrogen	73,000		µg/L	2	GE
		Potassium	1,980		µg/L	0	GE
		Selenium	<2.0		µg/L	0	GE
		Silica	14,600		µg/L	0	GE
		Silver	<2.0		µg/L	0	GE
		Sodium	50,700		µg/L	0	GE
		Sulfate	1,940		µg/L	0	GE
		Thallium	<2.0	J1	µg/L	0	GE
		Total dissolved solids	275,000		µg/L	0	GE
●		Total organic carbon	<1,000	J	µg/L	0	GE
		Total organic halogens	<5.0		µg/L	0	GE
		Total phosphates (as P)	<50		µg/L	0	GE
	■	Uranium	158		µg/L	2	GE
		Vanadium	<8.0		µg/L	0	GE
		Zinc	118		µg/L	0	GE
		Antimony-125	<2.0E+01		pCi/L	0	GP
		Cerium-144	<6.0E+01		pCi/L	0	GP

● = exceeded holding time. ■ = exceeded primary drinking water standard.

WELL FSB 90D collected on 07/05/92, laboratory analyses (cont.)

H	D	Analyte	Result	Mod	Unit	Flag	Lab
		Cesium-134	<1.0E+01		pCi/L	0	GP
		Cesium-137	<1.0E+01		pCi/L	0	GP
		Chromium-51	<1.1E+02		pCi/L	0	EM
		Cobalt-57	<1.0E+01		pCi/L	0	GP
		Cobalt-60	<1.0E+01		pCi/L	0	GP
		Europium-152	<4.0E+01		pCi/L	0	GP
		Europium-154	<2.0E+01		pCi/L	0	GP
		Europium-155	<3.0E+01		pCi/L	0	GP
	■	Gross alpha	1.7E+02 ± 1.1E+01		pCi/L	2	GE
		Iodine-131	<2.0E+01		pCi/L	0	EM
		Manganese-54	<1.0E+01		pCi/L	0	GP
		Niobium-95	<1.5E+01		pCi/L	0	EM
	■	Nonvolatile beta	9.0E+02 ± 2.6E+01		pCi/L	2	GE
		Potassium-40	<1.1E+02		pCi/L	0	GP
		Promethium-144	<1.0E+01		pCi/L	0	GP
		Promethium-146	<1.0E+01		pCi/L	0	GP
		Ruthenium-106	<9.0E+01		pCi/L	0	GP
		Ruthenium-106	<1.3E+02		pCi/L	0	EM
		Sodium-22	<1.0E+01		pCi/L	0	GP
		Total activity	2.2E+06 ± 1.1E+04		pCi/L	0	EM
	■	Total alpha-emitting radium	2.1E+01 ± 3.2E+00		pCi/L	2	GE
	■	Tritium	2.4E+03 ± 7.4E+00		pCi/mL	2	GE
		Yttrium-88	<6.0E+01		pCi/L	0	GP
		Zinc-65	<2.0E+01		pCi/L	0	GP
		Zirconium-95	<2.0E+01		pCi/L	0	EM

WELL FSB 91C

SRS Coord.	Lat/Longitude	Screen Zone Elevation	Top of Casing	Casing	Formation
N75213.3 E50953.5	33.275259 °N 81.678728 °W	159.1-149.1 ft msl	279.3 ft msl	4" PVC	Barnwell (IIB_1)

FIELD MEASUREMENTS

Sample date: 07/05/92
Depth to water: 67.59 ft (20.60 m) below TOC
Water elevation: 211.71 ft (64.53 m) msl
Sp. conductance: 407 µS/cm
Water evacuated before sampling: 23 gal
The well went dry during purging.

Time: 10:00
pH: 5.2
Alkalinity: 6 mg/L
Water temperature: 21.6°C

LABORATORY ANALYSES

H	D	Analyte	Result	Mod	Unit	Flag	Lab
	●	pH	5.6	J	pH	0	GE
		Specific conductance	390		µS/cm	1	GE
		Aluminum	1,090		µg/L	2	GE
		Antimony	<2.0		µg/L	0	GE
		Arsenic	<2.0		µg/L	0	GE
		Barium	64		µg/L	0	GE
		Cadmium	3.1		µg/L	1	GE
		Calcium	9,800		µg/L	0	GE
		Chloride	1,980		µg/L	0	GE

● = exceeded holding time. ■ = exceeded primary drinking water standard.

WELL FSB 91C collected on 07/05/92, laboratory analyses (cont.)

H	D	Analyte	Result	Mod	Unit	Flag	Lab
		Chloride	2,020		µg/L	0	GE
		Chromium	<4.0		µg/L	0	GE
		Cobalt	8.0		µg/L	0	GE
		Copper	6.0		µg/L	0	GE
		Cyanide	<5.0		µg/L	0	GE
		Fluoride	1,040		µg/L	0	GE
		Iron	19		µg/L	0	GE
		Lead	6.6		µg/L	0	GE
		Magnesium	1,330		µg/L	0	GE
		Manganese	227		µg/L	2	GE
		Mercury	<0.20		µg/L	0	GE
		Nickel	<4.0		µg/L	0	GE
	■	Nitrate-nitrite as nitrogen	47,000		µg/L	2	GE
		Potassium	<500		µg/L	0	GE
		Selenium	<2.0	J1	µg/L	0	GE
		Silica	2,790		µg/L	0	GE
		Silver	<2.0		µg/L	0	GE
		Sodium	11,000		µg/L	0	GE
		Sulfate	<1,000		µg/L	0	GE
		Sulfate	<1,000		µg/L	0	GE
		Thallium	<2.0		µg/L	0	GE
		Total dissolved solids	321,000		µg/L	0	GE
		Total organic carbon	<1,000		µg/L	0	GE
		Total organic halogens	<5.0		µg/L	0	GE
		Total phosphates (as P)	<50		µg/L	0	GE
		Uranium	<20		µg/L	0	GE
		Vanadium	<8.0		µg/L	0	GE
		Zinc	20		µg/L	0	GE
		Antimony-125	<2.0E+01		pCi/L	0	GP
		Cerium-144	<6.0E+01		pCi/L	0	GP
		Cesium-134	<1.0E+01		pCi/L	0	GP
		Cesium-137	<1.0E+01		pCi/L	0	GP
		Chromium-51	<1.1E+02		pCi/L	0	EM
		Cobalt-57	<1.0E+01		pCi/L	0	GP
		Cobalt-60	<1.0E+01		pCi/L	0	GP
		Europium-152	<4.0E+01		pCi/L	0	GP
		Europium-154	<2.0E+01		pCi/L	0	GP
		Europium-155	<3.0E+01		pCi/L	0	GP
		Gross alpha	5.0E+00 ± 4.2E+00		pCi/L	0	GE
	■	Gross alpha	5.1E+01 ± 9.2E+00		pCi/L	2	GE
		Iodine-131	<2.0E+01		pCi/L	0	EM
		Manganese-54	<1.0E+01		pCi/L	0	GP
		Niobium-95	<1.5E+01		pCi/L	0	EM
	■	Nonvolatile beta	9.5E+02 ± 1.5E+01		pCi/L	2	GE
		Potassium-40	<1.1E+02		pCi/L	0	GP
		Promethium-144	<1.0E+01		pCi/L	0	GP
		Promethium-146	<1.0E+01		pCi/L	0	GP
		Ruthenium-106	<9.0E+01		pCi/L	0	GP
		Ruthenium-106	<1.3E+02		pCi/L	0	EM
		Sodium-22	<1.0E+01		pCi/L	0	GP
		Total activity	1.6E+06 ± 3.2E+04		pCi/L	0	EM
	■	Total alpha-emitting radium	5.5E+01 ± 5.3E+00		pCi/L	2	GE
	■	Tritium	1.5E+03 ± 5.8E+00		pCi/mL	2	GE
		Yttrium-88	<6.0E+01		pCi/L	0	GP
		Zinc-65	<2.0E+01		pCi/L	0	GP
		Zirconium-95	<2.0E+01		pCi/L	0	EM

● = exceeded holding time. ■ = exceeded primary drinking water standard.

WELL FSB 91D

SRS Coord.	Lat/Longitude	Screen Zone Elevation	Top of Casing	Casing	Formation
N75207.6 E50946.6	33.275235 °N 81.678735 °W	220.9-200.9 ft msl	279.2 ft msl	4" PVC	Water table (IIB_2)

FIELD MEASUREMENTS

Sample date: 07/05/92
Depth to water: 65.22 ft (19.88 m) below TOC
Water elevation: 213.98 ft (65.22 m) msl
Sp. conductance: 621 µS/cm
Water evacuated before sampling: 34 gal

Time: 10:20
pH: 3.7
Alkalinity: 0 mg/L
Water temperature: 22.7°C

LABORATORY ANALYSES

H	D	Analyte	Result	Mod	Unit	Flag	Lab
●		pH	3.6	J	pH	1	GE
●		pH	3.6	J	pH	1	GE
		Specific conductance	482		µS/cm	1	GE
		Specific conductance	482		µS/cm	1	GE
		Aluminum	22,800		µg/L	2	GE
		Antimony	<2.0		µg/L	0	GE
		Antimony	<2.0		µg/L	0	GE
		Arsenic	<2.0		µg/L	0	GE
		Arsenic	<2.0		µg/L	0	GE
		Barium	177		µg/L	0	GE
		Cadmium	4.2		µg/L	1	GE
		Calcium	3,580	J2	µg/L	0	GE
		Chloride	1,770		µg/L	0	GE
		Chromium	<4.0		µg/L	0	GE
		Cobalt	4.9		µg/L	0	GE
		Copper	9.5		µg/L	0	GE
●		Cyanide	<5.0	J	µg/L	0	GE
		Fluoride	783		µg/L	0	GE
		Iron	17		µg/L	0	GE
		Lead	6.5		µg/L	0	GE
		Lead	6.6		µg/L	0	GE
		Magnesium	2,940		µg/L	0	GE
		Manganese	398		µg/L	2	GE
		Mercury	0.36		µg/L	0	GE
		Nickel	10		µg/L	0	GE
	■	Nitrate-nitrite as nitrogen	73,000		µg/L	2	GE
	■	Nitrate-nitrite as nitrogen	73,000		µg/L	2	GE
		Potassium	946		µg/L	0	GE
		Selenium	<2.0		µg/L	0	GE
		Selenium	<2.0		µg/L	0	GE
		Silica	13,200		µg/L	0	GE
		Silica, total	13,500		µg/L	2	GE
		Silver	<2.0		µg/L	0	GE
		Sodium	25,700		µg/L	0	GE
		Sulfate	2,500		µg/L	0	GE
		Thallium	<2.0	J1	µg/L	0	GE
		Thallium	<2.0	J1	µg/L	0	GE
		Total dissolved solids	209,000		µg/L	0	GE
		Total dissolved solids	211,000		µg/L	0	GE

● = exceeded holding time. ■ = exceeded primary drinking water standard.

WELL FSB 91D collected on 07/05/92, laboratory analyses (cont.)

H	D	Analyte	Result	Mod	Unit	Flag	Lab
●		Total organic carbon	<1,000	J	µg/L	0	GE
		Total organic halogens	<5.0		µg/L	0	GE
		Total phosphates (as P)	<50		µg/L	0	GE
		Tributyl phosphate	<10	J1	µg/L	0	GE
	■	Uranium	349		µg/L	2	GE
		Vanadium	<8.0		µg/L	0	GE
		Zinc	28		µg/L	0	GE
		Antimony-125	<2.0E+01		pCi/L	0	GP
		Cerium-144	<6.0E+01		pCi/L	0	GP
		Cesium-134	<1.0E+01		pCi/L	0	GP
		Cesium-137	<1.0E+01		pCi/L	0	GP
		Chromium-51	<1.1E+02		pCi/L	0	EM
		Cobalt-57	<1.0E+01		pCi/L	0	GP
		Cobalt-60	<1.0E+01		pCi/L	0	GP
		Europium-152	<4.0E+01		pCi/L	0	GP
		Europium-154	<2.0E+01		pCi/L	0	GP
		Europium-155	<3.0E+01		pCi/L	0	GP
	■	Gross alpha	1.8E+02 ± 9.7E+00		pCi/L	2	GE
		Iodine-131	<2.0E+01		pCi/L	0	EM
		Manganese-54	<1.0E+01		pCi/L	0	GP
		Niobium-95	<1.5E+01		pCi/L	0	EM
	■	Nonvolatile beta	5.6E+02 ± 2.0E+01		pCi/L	2	GE
		Potassium-40	<1.1E+02		pCi/L	0	GP
		Promethium-144	<1.0E+01		pCi/L	0	GP
		Promethium-146	<1.0E+01		pCi/L	0	GP
		Ruthenium-106	<9.0E+01		pCi/L	0	GP
		Ruthenium-106	<1.3E+02		pCi/L	0	EM
		Sodium-22	<1.0E+01		pCi/L	0	GP
		Total activity	4.7E+06 ± 5.2E+04		pCi/L	0	EM
	■	Total alpha-emitting radium	2.3E+01 ± 3.3E+00		pCi/L	2	GE
	■	Tritium	4.6E+03 ± 1.0E+01		pCi/mL	2	GE
		Yttrium-88	<6.0E+01		pCi/L	0	GP
		Zinc-65	<2.0E+01		pCi/L	0	GP
		Zirconium-95	<2.0E+01		pCi/L	0	EM

● = exceeded holding time. ■ = exceeded primary drinking water standard.

WELL FSB 92D

SRS Coord.	Lat/Longitude	Screen Zone Elevation	Top of Casing	Casing	Formation
N75045.8 E50557.6	33.274242 °N 81.679445 °W	221.7-201.7 ft msl	275.9 ft msl	4" PVC	Water table (IIB_2)

FIELD MEASUREMENTS

Sample date: 07/08/92
Depth to water: 63.58 ft (19.38 m) below TOC
Water elevation: 212.32 ft (64.72 m) msl
Sp. conductance: 1732 µS/cm
Water evacuated before sampling: 28 gal

Time: 11:20
pH: 3.4
Alkalinity: 0 mg/L
Water temperature: 23.5°C

LABORATORY ANALYSES

H	D	Analyte	Result	Mod	Unit	Flag	Lab
●		pH	3.5	J	pH	1	GE
		Specific conductance	200		µS/cm	0	GE
		Specific conductance	200		µS/cm	0	GE
		Aluminum	48,600		µg/L	2	GE
		Antimony	<2.0		µg/L	0	GE
		Antimony	<2.0		µg/L	0	GE
		Arsenic	<2.0		µg/L	0	GE
		Arsenic	<2.0		µg/L	0	GE
		Barium	269		µg/L	0	GE
	■	Cadmium	9.5		µg/L	2	GE
		Calcium	8,460	J2	µg/L	0	GE
		Chloride	3,450		µg/L	0	GE
		Chromium	<4.0		µg/L	0	GE
		Cobalt	9.0		µg/L	0	GE
		Copper	<4.0		µg/L	0	GE
		Cyanide	<5.0		µg/L	0	GE
		Fluoride	891		µg/L	0	GE
		Iron	16		µg/L	0	GE
		Lead	4.7		µg/L	0	GE
		Lead	4.9		µg/L	0	GE
		Magnesium	5,990		µg/L	0	GE
		Manganese	664		µg/L	2	GE
		Mercury	<0.20		µg/L	0	GE
		Nickel	20		µg/L	0	GE
	■	Nitrate-nitrite as nitrogen	255,000		µg/L	2	GE
		Potassium	1,650		µg/L	0	GE
		Selenium	<2.0		µg/L	0	GE
		Selenium	<2.0		µg/L	0	GE
		Silica	6,830		µg/L	0	GE
		Silver	<2.0		µg/L	0	GE
		Sodium	43,300		µg/L	0	GE
		Sulfate	2,640		µg/L	0	GE
		Thallium	<2.0	J1	µg/L	0	GE
		Thallium	<2.0	J1	µg/L	0	GE
		Total dissolved solids	773,000	V	µg/L	0	GE
		Total dissolved solids	784,000	V	µg/L	0	GE
		Total organic carbon	1,000		µg/L	0	GE
		Total organic carbon	<1,000		µg/L	0	GE
		Total organic halogens	<5.0		µg/L	0	GE

● = exceeded holding time. ■ = exceeded primary drinking water standard.

WELL FSB 92D collected on 07/08/92, laboratory analyses (cont.)

H	D	Analyte	Result	Mod	Unit	Flag	Lab
		Total phosphates (as P)	<50		µg/L	0	GE
	■	Uranium	47		µg/L	2	GE
		Vanadium	<8.0		µg/L	0	GE
		Zinc	64		µg/L	0	GE
		Antimony-125	<2.0E+01		pCi/L	0	GP
		Cerium-144	<6.0E+01		pCi/L	0	GP
		Cesium-134	<1.0E+01		pCi/L	0	GP
		Cesium-137	1.4E+01 ± 4.9E+00		pCi/L	0	GP
		Cesium-137	1.9E+02 ± 1.1E+02		pCi/L	1	EM
		Chromium-51	<1.1E+02		pCi/L	0	EM
		Cobalt-57	<1.0E+01		pCi/L	0	GP
		Cobalt-60	<1.0E+01		pCi/L	0	GP
		Europium-152	<4.0E+01		pCi/L	0	GP
		Europium-154	<2.0E+01		pCi/L	0	GP
		Europium-155	<3.0E+01		pCi/L	0	GP
	■	Gross alpha	1.2E+02 ± 2.1E+01		pCi/L	2	GE
		Iodine-131	<2.0E+01		pCi/L	0	EM
		Manganese-54	<1.0E+01		pCi/L	0	GP
		Niobium-95	<1.5E+01		pCi/L	0	EM
	■	Nonvolatile beta	2.2E+03 ± 5.6E+01		pCi/L	2	GE
		Potassium-40	<1.1E+02		pCi/L	0	GP
		Promethium-144	<1.0E+01		pCi/L	0	GP
		Promethium-146	<1.0E+01		pCi/L	0	GP
		Ruthenium-106	<9.0E+01		pCi/L	0	GP
		Ruthenium-106	<1.3E+02		pCi/L	0	EM
		Sodium-22	<1.0E+01		pCi/L	0	GP
		Total activity	2.3E+07 ± 1.1E+05		pCi/L	0	EM
	■	Total alpha-emitting radium	9.4E+01 ± 7.0E+00		pCi/L	2	GE
	■	Tritium	2.3E+04 ± 2.3E+01		pCi/mL	2	GE
		Yttrium-88	<6.0E+01		pCi/L	0	GP
		Zinc-65	<2.0E+01		pCi/L	0	GP
		Zirconium-95	<2.0E+01		pCi/L	0	EM

● = exceeded holding time. ■ = exceeded primary drinking water standard.

WELL FSB 93C

SRS Coord.	Lat/Longitude	Screen Zone Elevation	Top of Casing	Casing	Formation
N74897.3 E50458.3	33.273752 °N 81.679418 °W	152.0-142.0 ft msl	276.2 ft msl	4" PVC	Barnwell (IIB_1)

FIELD MEASUREMENTS

Sample date: 07/08/92
Depth to water: 66.67 ft (20.32 m) below TOC
Water elevation: 209.53 ft (63.87 m) msl
Sp. conductance: 345 µS/cm
Water evacuated before sampling: 177 gal

Time: 10:35
pH: 4.9
Alkalinity: 0 mg/L
Water temperature: 23.0°C

LABORATORY ANALYSES

H	D	Analyte	Result	Mod	Unit	Flag	Lab
•		pH	5.1	J	pH	0	GE
		Specific conductance	230		µS/cm	0	GE
		Aluminum	117		µg/L	2	GE
		Antimony	<2.0		µg/L	0	GE
		Antimony	<2.0		µg/L	0	GE
		Arsenic	<2.0		µg/L	0	GE
		Arsenic	<2.0		µg/L	0	GE
		Barium	63		µg/L	0	GE
		Cadmium	<2.0		µg/L	0	GE
		Calcium	24,300		µg/L	0	GE
		Chloride	2,880		µg/L	0	GE
		Chromium	<4.0		µg/L	0	GE
		Cobalt	<4.0		µg/L	0	GE
		Copper	6.0		µg/L	0	GE
		Cyanide	<5.0		µg/L	0	GE
		Fluoride	<100		µg/L	0	GE
		Iron	5.7		µg/L	0	GE
		Lead	<3.0		µg/L	0	GE
		Lead	<3.0		µg/L	0	GE
		Magnesium	6,460		µg/L	0	GE
		Manganese	100		µg/L	2	GE
		Mercury	<0.20		µg/L	0	GE
		Nickel	8.3		µg/L	0	GE
		Nitrate-nitrite as nitrogen	390		µg/L	0	GE
		Potassium	1,180		µg/L	0	GE
		Selenium	<2.0		µg/L	0	GE
		Selenium	<2.0		µg/L	0	GE
		Silica	10,100		µg/L	0	GE
		Silver	<2.0		µg/L	0	GE
		Sodium	25,100		µg/L	0	GE
		Sulfate	<1,000		µg/L	0	GE
		Thallium	<2.0		µg/L	0	GE
		Thallium	<2.0		µg/L	0	GE
		Total dissolved solids	261,000		µg/L	0	GE
		Total organic carbon	<1,000		µg/L	0	GE
		Total organic halogens	<5.0		µg/L	0	GE
		Total phosphates (as P)	<50		µg/L	0	GE
		Uranium	<20		µg/L	0	GE
		Vanadium	<8.0		µg/L	0	GE
		Zinc	89		µg/L	0	GE

• = exceeded holding time. ■ = exceeded primary drinking water standard.

WELL FSB 93C collected on 07/08/92, laboratory analyses (cont.)

H	D	Analyte	Result	Mod	Unit	Flag	Lab
		Gross alpha	<2.0E+00		pCi/L	0	GE
		Nonvolatile beta	<2.0E+00		pCi/L	0	GE
		Nonvolatile beta	3.7E+01 ± 3.4E+00		pCi/L	1	GE
		Total activity	1.5E+06 ± 8.9E+03		pCi/L	0	EM
		Total alpha-emitting radium	3.9E+00 ± 1.4E+00		pCi/L	1	GE
	■	Tritium	1.5E+03 ± 5.7E+00		pCi/mL	2	GE

WELL FSB 93D

SRS Coord.	Lat/Longitude	Screen Zone Elevation	Top of Casing	Casing	Formation
N74888.5 E50452.4	33.273723 °N 81.679416 °W	217.9-197.9 ft msl	276.1 ft msl	4" PVC	Water table (IIB_2)

FIELD MEASUREMENTS

Sample date: 07/08/92
Depth to water: 65.06 ft (19.83 m) below TOC
Water elevation: 211.04 ft (64.33 m) msl
Sp. conductance: 1277 µS/cm
Water evacuated before sampling: 8 gal
The well went dry during purging.

Time: 13:15
pH: 3.7
Alkalinity: 0 mg/L
Water temperature: 27.5°C

LABORATORY ANALYSES

H	D	Analyte	Result	Mod	Unit	Flag	Lab
●		pH	3.9	J	pH	1	GE
		Specific conductance	1,400		µS/cm	2	GE
		Aluminum	36,700		µg/L	2	GE
		Antimony	<2.0		µg/L	0	GE
		Arsenic	<2.0		µg/L	0	GE
		Barium	515		µg/L	0	GE
	■	Cadmium	26		µg/L	2	GE
		Calcium	16,800	J2	µg/L	0	GE
		Chloride	4,640		µg/L	0	GE
		Chromium	<4.0		µg/L	0	GE
		Cobalt	13		µg/L	0	GE
		Copper	23		µg/L	0	GE
		Cyanide	<5.0		µg/L	0	GE
		Endrin	<0.0060		µg/L	0	GE
		Fluoride	1,020		µg/L	0	GE
		Iron	211		µg/L	1	GE
	■	Lead	21		µg/L	2	GE
		Lindane	<0.0050		µg/L	0	GE
		Magnesium	12,600		µg/L	0	GE
		Manganese	865		µg/L	2	GE
		Mercury	<0.20		µg/L	0	GE
		Methoxychlor	<0.50		µg/L	0	GE
		Nickel	18		µg/L	0	GE
	■	Nitrate-nitrite as nitrogen	173,000		µg/L	2	GE
		Potassium	2,080		µg/L	0	GE
		Selenium	<2.0		µg/L	0	GE
		Silica	13,600		µg/L	0	GE
		Silver	<2.0		µg/L	0	GE

● = exceeded holding time. ■ = exceeded primary drinking water standard.

WELL FSB 93D collected on 07/08/92, laboratory analyses (cont.)

H	D	Analyte	Result	Mod	Unit	Flag	Lab
		Sodium	63,300		µg/L	0	GE
		Sulfate	4,820		µg/L	0	GE
		Thallium	<2.0	J1	µg/L	0	GE
		Total dissolved solids	669,000	V	µg/L	0	GE
		Total organic carbon	<1,000		µg/L	0	GE
		Total organic halogens	<5.0		µg/L	0	GE
		Total phosphates (as P)	<50		µg/L	0	GE
		Toxaphene	<0.24		µg/L	0	GE
	■	Uranium	324		µg/L	2	GE
		Vanadium	<8.0		µg/L	0	GE
		Zinc	69		µg/L	0	GE
		Antimony-125	<2.0E+01		pCi/L	0	GP
		Cerium-144	<6.0E+01		pCi/L	0	GP
		Cesium-134	<1.0E+01		pCi/L	0	GP
		Cesium-137	<1.0E+01		pCi/L	0	GP
		Chromium-51	<1.1E+02		pCi/L	0	EM
		Cobalt-57	<1.0E+01		pCi/L	0	GP
		Cobalt-60	<1.0E+01		pCi/L	0	GP
		Europium-152	<4.0E+01		pCi/L	0	GP
		Europium-154	<2.0E+01		pCi/L	0	GP
		Europium-155	<3.0E+01		pCi/L	0	GP
	■	Gross alpha	5.9E+01 ± 1.5E+01		pCi/L	2	GE
		Iodine-131	<2.0E+01		pCi/L	0	EM
		Manganese-54	<1.0E+01		pCi/L	0	GP
		Niobium-95	<1.5E+01		pCi/L	0	EM
	■	Nonvolatile beta	3.6E+03 ± 7.2E+01		pCi/L	2	GE
		Potassium-40	<1.1E+02		pCi/L	0	GP
		Promethium-144	<1.0E+01		pCi/L	0	GP
		Promethium-146	<1.0E+01		pCi/L	0	GP
		Ruthenium-106	<9.0E+01		pCi/L	0	GP
		Ruthenium-106	<1.3E+02		pCi/L	0	EM
		Sodium-22	<1.0E+01		pCi/L	0	GP
		Total activity	1.6E+07 ± 9.2E+04		pCi/L	0	EM
	■	Total alpha-emitting radium	5.5E+01 ± 5.2E+00		pCi/L	2	GE
	■	Tritium	1.5E+04 ± 1.8E+01		pCi/mL	2	GE
		Yttrium-88	<6.0E+01		pCi/L	0	GP
		Zinc-65	<2.0E+01		pCi/L	0	GP
		Zirconium-95	<2.0E+01		pCi/L	0	EM

● = exceeded holding time. ■ = exceeded primary drinking water standard.

WELL FSB 94C

SRS Coord.	Lat/Longitude	Screen Zone Elevation	Top of Casing	Casing	Formation
N74869.0 E50180.0	33.273235 °N 81.680096 °W	149.8-139.8 ft msl	281.1 ft msl	4" PVC	Barnwell (IIB_1)

FIELD MEASUREMENTS

Sample date: 07/09/92
Depth to water: 72.52 ft (22.10 m) below TOC
Water elevation: 208.58 ft (63.58 m) msl
Sp. conductance: 1948 µS/cm
Water evacuated before sampling: 34 gal
The well went dry during purging.

Time: 8:15
pH: 4.2
Alkalinity: 0 mg/L
Water temperature: 22.8°C

LABORATORY ANALYSES

H	D	Analyte	Result	Mod	Unit	Flag	Lab
●		pH	4.6	J	pH	0	GE
		Specific conductance	2,020		µS/cm	2	GE
		Aluminum	2,270		µg/L	2	GE
		Antimony	2.1		µg/L	0	GE
		Arsenic	<2.0		µg/L	0	GE
		Barium	812		µg/L	0	GE
		Cadmium	<4.0		µg/L	0	GE
		Calcium	177,000		µg/L	0	GE
		Chloride	1,870		µg/L	0	GE
		Chromium	<8.0		µg/L	0	GE
		Cobalt	15		µg/L	0	GE
		Copper	<8.0		µg/L	0	GE
		Cyanide	<5.0		µg/L	0	GE
		Fluoride	2,980		µg/L	1	GE
		Iron	<8.0		µg/L	0	GE
		Iron	<8.0		µg/L	0	GE
		Lead	<3.0		µg/L	0	GE
		Magnesium	2,750		µg/L	0	GE
		Manganese	1,600		µg/L	2	GE
		Mercury	<0.20		µg/L	0	GE
		Nickel	<8.0		µg/L	0	GE
	■	Nitrate-nitrite as nitrogen	265,000		µg/L	2	GE
	■	Nitrate-nitrite as nitrogen	265,000		µg/L	2	GE
		Potassium	49,300		µg/L	0	GE
		Selenium	<2.0		µg/L	0	GE
		Silica	236		µg/L	0	GE
		Silver	<4.0		µg/L	0	GE
		Sodium	184,000		µg/L	0	GE
		Sulfate	3,050		µg/L	0	GE
		Thallium	<2.0	J1	µg/L	0	GE
		Total dissolved solids	1.5E+06		µg/L	0	GE
		Total organic carbon	1,870		µg/L	0	GE
		Total organic carbon	1,910		µg/L	0	GE
		Total organic halogens	<5.0		µg/L	0	GE
		Total phosphates (as P)	<50		µg/L	0	GE
		Uranium	<40		µg/L	0	GE
		Vanadium	<16		µg/L	0	GE
		Zinc	<4.0		µg/L	0	GE
		Zinc	<4.0		µg/L	0	GE
		Antimony-125	<2.0E+01		pCi/L	0	GP

● = exceeded holding time. ■ = exceeded primary drinking water standard.

WELL FSB 94C collected on 07/09/92, laboratory analyses (cont.)

H	D	Analyte	Result	Mod	Unit	Flag	Lab
		Cerium-144	<6.0E+01		pCi/L	0	GP
		Cesium-134	<1.0E+01		pCi/L	0	GP
		Cesium-137	<1.0E+01		pCi/L	0	GP
		Chromium-51	<1.1E+02		pCi/L	0	EM
		Cobalt-57	<1.0E+01		pCi/L	0	GP
		Cobalt-60	<1.0E+01		pCi/L	0	GP
		Europium-152	<4.0E+01		pCi/L	0	GP
		Europium-154	<2.0E+01		pCi/L	0	GP
		Europium-155	<3.0E+01		pCi/L	0	GP
		Gross alpha	<2.0E+00		pCi/L	0	GE
		Iodine-131	<2.0E+01		pCi/L	0	EM
		Manganese-54	<1.0E+01		pCi/L	0	GP
		Niobium-95	<1.5E+01		pCi/L	0	EM
	■	Nonvolatile beta	3.1E+03 ± 7.7E+01		pCi/L	2	GE
		Potassium-40	<1.1E+02		pCi/L	0	GP
		Promethium-144	<1.0E+01		pCi/L	0	GP
		Promethium-146	<1.0E+01		pCi/L	0	GP
		Ruthenium-106	<9.0E+01		pCi/L	0	GP
		Ruthenium-106	<1.3E+02		pCi/L	0	EM
		Sodium-22	<1.0E+01		pCi/L	0	GP
	■	Total alpha-emitting radium	6.6E+01 ± 6.1E+00		pCi/L	2	GE
	■	Tritium	1.1E+04 ± 1.6E+01		pCi/mL	2	GE
		Yttrium-88	<6.0E+01		pCi/L	0	GP
		Zinc-65	<2.0E+01		pCi/L	0	GP
		Zirconium-95	<2.0E+01		pCi/L	0	EM

WELL FSB 94DR

SRS Coord.	Lat/Longitude	Screen Zone Elevation	Top of Casing	Casing	Formation
N74869.1 E50162.9	33.273207 °N 81.680141 °W	203.4-183.3 ft msl	280.5 ft msl	4" PVC	Water table (IIB_2)

FIELD MEASUREMENTS

Sample date: 07/08/92
Depth to water: 70.32 ft (21.43 m) below TOC
Water elevation: 210.18 ft (64.06 m) msl
Sp. conductance: 2770 µS/cm
Water evacuated before sampling: 24 gal

Time: 8:25
pH: 2.9
Alkalinity: 0 mg/L
Water temperature: 21.4°C

LABORATORY ANALYSES

H	D	Analyte	Result	Mod	Unit	Flag	Lab
●		pH	3.1	J	pH	1	GE
		Specific conductance	3,300		µS/cm	2	GE
		Aluminum	119,000		µg/L	2	GE
		Antimony	<2.0		µg/L	0	GE
		Arsenic	<10		µg/L	0	GE
		Barium	1,040		µg/L	1	GE
		Benzene	<1.0		µg/L	0	GE
		Bromodichloromethane	<1.0		µg/L	0	GE
		Bromoform	<1.0		µg/L	0	GE
		Bromomethane (Methyl bromide)	<1.0		µg/L	0	GE

● = exceeded holding time. ■ = exceeded primary drinking water standard.

WELL FSB 94DR collected on 07/08/92, laboratory analyses (cont.)

H	D	Analyte	Result	Mod	Unit	Flag	Lab
	■	Cadmium	5.3		µg/L	2	GE
		Calcium	3,490	J2	µg/L	0	GE
		Carbon tetrachloride	<1.0		µg/L	0	GE
		Chloride	2,600		µg/L	0	GE
		Chloride	2,850		µg/L	0	GE
		Chlorobenzene	<1.0		µg/L	0	GE
		Chloroethane	<1.0		µg/L	0	GE
		Chloroethene (Vinyl chloride)	<1.0		µg/L	0	GE
		2-Chloroethyl vinyl ether	<1.0		µg/L	0	GE
		Chloroform	<1.0		µg/L	0	GE
		Chloromethane (Methyl chloride)	<1.0		µg/L	0	GE
		Chromium	6.6		µg/L	0	GE
		Cobalt	98		µg/L	2	GE
		Copper	95		µg/L	0	GE
		Cyanide	<5.0		µg/L	0	GE
		Dibromochloromethane	<1.0		µg/L	0	GE
		1,1-Dichloroethane	<1.0		µg/L	0	GE
		1,2-Dichloroethane	<1.0		µg/L	0	GE
		1,1-Dichloroethylene	<1.0		µg/L	0	GE
		trans-1,2-Dichloroethylene	<1.0		µg/L	0	GE
		Dichloromethane (Methylene chloride)	3.4	J2	µg/L	0	GE
●		2,4-Dichlorophenoxyacetic acid	<0.30	J	µg/L	0	GE
		1,2-Dichloropropane	<1.0		µg/L	0	GE
		cis-1,3-Dichloropropene	<1.0		µg/L	0	GE
		trans-1,3-Dichloropropene	<1.0		µg/L	0	GE
		Endrin	<0.0060		µg/L	0	GE
		Ethylbenzene	<1.0		µg/L	0	GE
		Fluoride	428		µg/L	0	GE
		Iron	85		µg/L	0	GE
	■	Lead	15		µg/L	2	GE
		Lindane	<0.0050		µg/L	0	GE
		Magnesium	3,480		µg/L	0	GE
		Manganese	5,900		µg/L	2	GE
	■	Mercury	2.3		µg/L	2	GE
		Methoxychlor	<0.50		µg/L	0	GE
		Nickel	61		µg/L	1	GE
	■	Nitrate-nitrite as nitrogen	420,000		µg/L	2	GE
		Phenols	<5.0		µg/L	0	GE
		Potassium	2,260		µg/L	0	GE
		Selenium	<2.0		µg/L	0	GE
		Silica	89,900		µg/L	0	GE
		Silver	<2.0		µg/L	0	GE
		Sodium	511,000		µg/L	0	GE
		Sulfate	33,600		µg/L	0	GE
		Sulfate	33,600		µg/L	0	GE
		1,1,2,2-Tetrachloroethane	<1.0		µg/L	0	GE
		Tetrachloroethylene	<1.0		µg/L	0	GE
		Thallium	<2.0	J1	µg/L	0	GE
		Toluene	<1.0		µg/L	0	GE
		Total dissolved solids	1.3E+06	V	µg/L	0	GE
		Total organic carbon	5,000		µg/L	1	GE
		Total organic halogens	5.5		µg/L	0	GE
		Total phosphates (as P)	<50		µg/L	0	GE
		Toxaphene	<0.24		µg/L	0	GE
●		2,4,5-TP (Silvex)	<0.090	J	µg/L	0	GE
		1,1,1-Trichloroethane	<1.0		µg/L	0	GE

● = exceeded holding time. ■ = exceeded primary drinking water standard.

WELL FSB 94DR collected on 07/08/92, laboratory analyses (cont.)

H	D	Analyte	Result	Mod	Unit	Flag	Lab
		1,1,2-Trichloroethane	<1.0		µg/L	0	GE
		Trichloroethylene	<1.0		µg/L	0	GE
		Trichlorofluoromethane	<1.0		µg/L	0	GE
	■	Uranium	2,270		µg/L	2	GE
		Vanadium	<8.0		µg/L	0	GE
		Zinc	160		µg/L	0	GE
		Antimony-125	<2.0E+01		pCi/L	0	GP
		Cerium-144	<6.0E+01		pCi/L	0	GP
		Cesium-134	<1.0E+01		pCi/L	0	GP
	■	Cesium-137	3.3E+02 ± 1.4E+01		pCi/L	2	GP
		Chromium-51	<1.1E+02		pCi/L	0	EM
		Cobalt-57	<1.0E+01		pCi/L	0	GP
		Cobalt-60	<1.0E+01		pCi/L	0	GP
		Europium-152	<4.0E+01		pCi/L	0	GP
		Europium-154	<2.0E+01		pCi/L	0	GP
		Europium-155	<3.0E+01		pCi/L	0	GP
	■	Gross alpha	1.0E+03 ± 7.2E+01		pCi/L	2	GE
		Iodine-131	<2.0E+01		pCi/L	0	EM
		Manganese-54	<1.0E+01		pCi/L	0	GP
		Niobium-95	<1.5E+01		pCi/L	0	EM
	■	Nonvolatile beta	2.5E+03 ± 6.7E+01		pCi/L	2	GE
		Potassium-40	<1.1E+02		pCi/L	0	GP
		Promethium-144	<1.0E+01		pCi/L	0	GP
		Promethium-146	<1.0E+01		pCi/L	0	GP
		Ruthenium-106	<9.0E+01		pCi/L	0	GP
		Ruthenium-106	<1.3E+02		pCi/L	0	EM
		Sodium-22	<1.0E+01		pCi/L	0	GP
		Total activity	2.9E+07 ± 1.2E+05		pCi/L	0	EM
	■	Total alpha-emitting radium	7.0E+01 ± 5.9E+00		pCi/L	2	GE
	■	Tritium	2.8E+04 ± 2.5E+01		pCi/mL	2	GE
		Yttrium-88	<6.0E+01		pCi/L	0	GP
		Zinc-65	<2.0E+01		pCi/L	0	GP
		Zirconium-95	<2.0E+01		pCi/L	0	EM

● = exceeded holding time. ■ = exceeded primary drinking water standard.

WELL FSB 95CR

SRS Coord.	Lat/Longitude	Screen Zone Elevation	Top of Casing	Casing	Formation
N75001.9 E49987.8	33.273215 °N 81.680860 °W	161.9-151.9 ft msl	284.0 ft msl	4" PVC	Barnwell (IIB_1)

FIELD MEASUREMENTS

Sample date: 07/08/92
Depth to water: 75.89 ft (23.13 m) below TOC
Water elevation: 208.11 ft (63.43 m) msl
Sp. conductance: 1626 µS/cm
Water evacuated before sampling: 147 gal

Time: 9:25
pH: 4.1
Alkalinity: 0 mg/L
Water temperature: 22.4°C

LABORATORY ANALYSES

H	D	Analyte	Result	Mod	Unit	Flag	Lab
●		pH	4.3	J	pH	0	GE
		Specific conductance	1,880		µS/cm	2	GE
		Aluminum	19,600		µg/L	2	GE
		Antimony	<2.0		µg/L	0	GE
		Arsenic	<2.0		µg/L	0	GE
		Barium	438		µg/L	0	GE
		Benzene	<1.0		µg/L	0	GE
		Bromodichloromethane	<1.0		µg/L	0	GE
		Bromoform	<1.0		µg/L	0	GE
		Bromomethane (Methyl bromide)	<1.0		µg/L	0	GE
	■	Cadmium	7.9		µg/L	2	GE
		Calcium	43,100	J2	µg/L	0	GE
		Carbon tetrachloride	<1.0		µg/L	0	GE
		Chloride	3,290		µg/L	0	GE
		Chlorobenzene	<1.0		µg/L	0	GE
		Chloroethane	<1.0		µg/L	0	GE
		Chloroethene (Vinyl chloride)	<1.0		µg/L	0	GE
		2-Chloroethyl vinyl ether	<1.0		µg/L	0	GE
		Chloroform	<1.0		µg/L	0	GE
		Chloromethane (Methyl chloride)	<1.0		µg/L	0	GE
		Chromium	<4.0		µg/L	0	GE
		Cobalt	226		µg/L	2	GE
		Copper	18		µg/L	0	GE
		Cyanide	<5.0		µg/L	0	GE
		Dibromochloromethane	<1.0		µg/L	0	GE
		1,1-Dichloroethane	<1.0		µg/L	0	GE
		1,2-Dichloroethane	<1.0		µg/L	0	GE
		1,1-Dichloroethylene	<1.0		µg/L	0	GE
		trans-1,2-Dichloroethylene	<1.0		µg/L	0	GE
		Dichloromethane (Methylene chloride)	3.4	J2	µg/L	0	GE
●		2,4-Dichlorophenoxyacetic acid	<0.30	J	µg/L	0	GE
		1,2-Dichloropropane	<1.0		µg/L	0	GE
		cis-1,3-Dichloropropene	<1.0		µg/L	0	GE
		trans-1,3-Dichloropropene	<1.0		µg/L	0	GE
		Endrin	<0.0060		µg/L	0	GE
		Ethylbenzene	<1.0		µg/L	0	GE
		Fluoride	955		µg/L	0	GE
		Iron	7.6		µg/L	0	GE
		Lead	3.2		µg/L	0	GE

● = exceeded holding time. ■ = exceeded primary drinking water standard.

WELL FSB 95CR collected on 07/08/92, laboratory analyses (cont.)

H	D	Analyte	Result	Mod	Unit	Flag	Lab
		Lindane	<0.0050		µg/L	0	GE
		Magnesium	8,290		µg/L	0	GE
		Manganese	4,040		µg/L	2	GE
		Mercury	<0.20		µg/L	0	GE
		Methoxychlor	<0.50		µg/L	0	GE
		Nickel	44		µg/L	0	GE
	■	Nitrate-nitrite as nitrogen	223,000		µg/L	2	GE
		Phenols	<5.0		µg/L	0	GE
		Potassium	2,140		µg/L	0	GE
		Selenium	<2.0		µg/L	0	GE
		Silica	13,700		µg/L	0	GE
		Silver	<2.0		µg/L	0	GE
		Sodium	57,100		µg/L	0	GE
		Sulfate	4,850		µg/L	0	GE
		1,1,2,2-Tetrachloroethane	<1.0		µg/L	0	GE
		Tetrachloroethylene	<1.0		µg/L	0	GE
		Thallium	<2.0	J1	µg/L	0	GE
		Toluene	<1.0		µg/L	0	GE
●		Total dissolved solids	1.1E+06	JV	µg/L	0	GE
		Total organic carbon	1,000		µg/L	0	GE
		Total organic halogens	<5.0		µg/L	0	GE
		Total organic halogens	<5.0		µg/L	0	GE
		Total phosphates (as P)	<50		µg/L	0	GE
		Toxaphene	<0.24		µg/L	0	GE
●		2,4,5-TP (Silvex)	<0.090	J	µg/L	0	GE
		1,1,1-Trichloroethane	<1.0		µg/L	0	GE
		1,1,2-Trichloroethane	<1.0		µg/L	0	GE
		Trichloroethylene	<1.0		µg/L	0	GE
		Trichlorofluoromethane	<1.0		µg/L	0	GE
	■	Uranium	425		µg/L	2	GE
		Vanadium	<8.0		µg/L	0	GE
		Zinc	151		µg/L	0	GE
		Antimony-125	<2.0E+01		pCi/L	0	GP
		Cerium-144	<6.0E+01		pCi/L	0	GP
		Cesium-134	<1.0E+01		pCi/L	0	GP
		Cesium-137	<1.0E+01		pCi/L	0	GP
		Chromium-51	<1.1E+02		pCi/L	0	EM
		Cobalt-57	<1.0E+01		pCi/L	0	GP
		Cobalt-60	<1.0E+01		pCi/L	0	GP
		Europium-152	<4.0E+01		pCi/L	0	GP
		Europium-154	<2.0E+01		pCi/L	0	GP
		Europium-155	<3.0E+01		pCi/L	0	GP
	■	Gross alpha	4.1E+02 ± 3.9E+01		pCi/L	2	GE
		Iodine-131	<2.0E+01		pCi/L	0	EM
		Manganese-54	<1.0E+01		pCi/L	0	GP
		Niobium-95	<1.5E+01		pCi/L	0	EM
	■	Nonvolatile beta	2.2E+03 ± 5.7E+01		pCi/L	2	GE
		Potassium-40	<1.1E+02		pCi/L	0	GP
		Promethium-144	<1.0E+01		pCi/L	0	GP
		Promethium-146	<1.0E+01		pCi/L	0	GP
		Ruthenium-106	<9.0E+01		pCi/L	0	GP
		Ruthenium-106	<1.3E+02		pCi/L	0	EM
		Sodium-22	<1.0E+01		pCi/L	0	GP
		Total activity	9.2E+06 ± 6.9E+04		pCi/L	0	EM
		Total alpha-emitting radium	1.1E+00 ± 1.1E+00		pCi/L	0	GE
	■	Total alpha-emitting radium	1.2E+02 ± 4.9E+00		pCi/L	2	GE
	■	Tritium	8.6E+03 ± 1.4E+01		pCi/mL	2	GE

● = exceeded holding time. ■ = exceeded primary drinking water standard.

WELL FSB 95CR collected on 07/08/92, laboratory analyses (cont.)

H	D	Analyte	Result	Mod	Unit	Flag	Lab
	■	Tritium	8.8E+03 ± 1.4E+01		pCi/mL	2	GE
		Yttrium-88	<6.0E+01		pCi/L	0	GP
		Zinc-65	<2.0E+01		pCi/L	0	GP
		Zirconium-95	<2.0E+01		pCi/L	0	EM

WELL FSB 95DR

SRS Coord.	Lat/Longitude	Screen Zone Elevation	Top of Casing	Casing	Formation
N74991.7 E49996.0	33.273206 °N 81.680818 °W	207.0-187.0 ft msl	284.1 ft msl	4" PVC	Water table (IIB_2)

FIELD MEASUREMENTS

Sample date: 07/07/92
Depth to water: 73.78 ft (22.49 m) below TOC
Water elevation: 210.32 ft (64.11 m) msl
Sp. conductance: 2650 µS/cm
Water evacuated before sampling: 61 gal

Time: 13:30
pH: 3.0
Alkalinity: 0 mg/L
Water temperature: 23.8°C

LABORATORY ANALYSES

H	D	Analyte	Result	Mod	Unit	Flag	Lab
●		pH	3.1	J	pH	1	GE
		Specific conductance	240		µS/cm	0	GE
		Aluminum	131,000		µg/L	2	GE
		Antimony	<2.0		µg/L	0	GE
		Arsenic	<10		µg/L	0	GE
		Barium	802		µg/L	0	GE
		Benzene	<1.0		µg/L	0	GE
		Bromodichloromethane	<1.0		µg/L	0	GE
		Bromoform	<1.0		µg/L	0	GE
		Bromomethane (Methyl bromide)	<1.0		µg/L	0	GE
		Cadmium	2.5		µg/L	1	GE
		Calcium	2,090	J2	µg/L	0	GE
		Carbon tetrachloride	<1.0		µg/L	0	GE
		Chloride	2,550		µg/L	0	GE
		Chlorobenzene	<1.0		µg/L	0	GE
		Chloroethane	<1.0		µg/L	0	GE
		Chloroethene (Vinyl chloride)	<1.0		µg/L	0	GE
		2-Chloroethyl vinyl ether	<1.0		µg/L	0	GE
		Chloroform	<1.0		µg/L	0	GE
		Chloromethane (Methyl chloride)	<1.0		µg/L	0	GE
		Chromium	7.7		µg/L	0	GE
		Cobalt	40		µg/L	2	GE
		Copper	144		µg/L	0	GE
●		Cyanide	<5.0	J	µg/L	0	GE
		Dibromochloromethane	<1.0		µg/L	0	GE
		1,1-Dichloroethane	<1.0		µg/L	0	GE
		1,2-Dichloroethane	<1.0		µg/L	0	GE
		1,1-Dichloroethylene	<1.0		µg/L	0	GE
		trans-1,2-Dichloroethylene	<1.0		µg/L	0	GE
		Dichloromethane (Methylene chloride)	4.4	J2	µg/L	0	GE

● = exceeded holding time. ■ = exceeded primary drinking water standard.

WELL FSB 95DR collected on 07/07/92, laboratory analyses (cont.)

H	D	Analyte	Result	Mod	Unit	Flag	Lab
		2,4-Dichlorophenoxyacetic acid	<0.30		µg/L	0	GE
		1,2-Dichloropropane	<1.0		µg/L	0	GE
		cis-1,3-Dichloropropene	<1.0		µg/L	0	GE
		trans-1,3-Dichloropropene	<1.0		µg/L	0	GE
		Endrin	<0.0060		µg/L	0	GE
		Ethylbenzene	<1.0		µg/L	0	GE
		Fluoride	305		µg/L	0	GE
		Fluoride	309		µg/L	0	GE
		Iron	214		µg/L	1	GE
	■	Lead	48		µg/L	2	GE
		Lindane	<0.0050		µg/L	0	GE
		Magnesium	1,150		µg/L	0	GE
		Manganese	4,130		µg/L	2	GE
		Mercury	1.4		µg/L	1	GE
		Methoxychlor	<0.50		µg/L	0	GE
		Nickel	55		µg/L	1	GE
	■	Nitrate-nitrite as nitrogen	465,000		µg/L	2	GE
	■	Nitrate-nitrite as nitrogen	475,000		µg/L	2	GE
		Phenols	<5.0		µg/L	0	GE
		Potassium	1,810		µg/L	0	GE
		Selenium	<2.0		µg/L	0	GE
		Silica	123,000		µg/L	0	GE
		Silver	<2.0		µg/L	0	GE
		Sodium	600,000		µg/L	0	GE
		Sulfate	60,400		µg/L	0	GE
		1,1,2,2-Tetrachloroethane	<1.0		µg/L	0	GE
		Tetrachloroethylene	<1.0		µg/L	0	GE
		Thallium	<2.0	J1	µg/L	0	GE
		Toluene	<1.0		µg/L	0	GE
		Total dissolved solids	1.4E+06	V	µg/L	0	GE
		Total organic carbon	2,710		µg/L	0	GE
		Total organic halogens	<5.0		µg/L	0	GE
		Total organic halogens	<5.0		µg/L	0	GE
		Total phosphates (as P)	<50		µg/L	0	GE
		Toxaphene	<0.24		µg/L	0	GE
		2,4,5-TP (Silvex)	<0.090		µg/L	0	GE
		1,1,1-Trichloroethane	<1.0		µg/L	0	GE
		1,1,2-Trichloroethane	<1.0		µg/L	0	GE
		Trichloroethylene	<1.0		µg/L	0	GE
		Trichlorofluoromethane	<1.0		µg/L	0	GE
	■	Uranium	5,240		µg/L	2	GE
		Vanadium	<8.0		µg/L	0	GE
		Zinc	155		µg/L	0	GE
		Antimony-125	<2.0E+01		pCi/L	0	GP
		Cerium-144	<6.0E+01		pCi/L	0	GP
		Cesium-134	<1.0E+01		pCi/L	0	GP
	■	Cesium-137	9.8E+02 ± 1.6E+01		pCi/L	2	GP
	■	Cesium-137	9.7E+02 ± 9.0E+00		pCi/L	2	EM
		Chromium-51	<1.1E+02		pCi/L	0	EM
		Cobalt-57	<1.0E+01		pCi/L	0	GP
		Cobalt-60	<1.0E+01		pCi/L	0	GP
		Europium-152	<4.0E+01		pCi/L	0	GP
		Europium-154	<2.0E+01		pCi/L	0	GP
		Europium-155	<3.0E+01		pCi/L	0	GP
	■	Gross alpha	2.1E+03 ± 1.4E+02		pCi/L	2	GE
		Iodine-131	<2.0E+01		pCi/L	0	EM

● = exceeded holding time. ■ = exceeded primary drinking water standard.

WELL FSB 95DR collected on 07/07/92, laboratory analyses (cont.)

H	D	Analyte	Result	Mod	Unit	Flag	Lab
		Manganese-54	<1.0E+01		pCi/L	0	GP
		Niobium-95	<1.5E+01		pCi/L	0	EM
	■	Nonvolatile beta	3.3E+03 ± 1.0E+02		pCi/L	2	GE
		Potassium-40	<1.1E+02		pCi/L	0	GP
		Promethium-144	<1.0E+01		pCi/L	0	GP
		Promethium-146	<1.0E+01		pCi/L	0	GP
		Ruthenium-106	<9.0E+01		pCi/L	0	GP
		Ruthenium-106	<1.3E+02		pCi/L	0	EM
		Sodium-22	<1.0E+01		pCi/L	0	GP
		Total activity	2.7E+07 ± 1.2E+05		pCi/L	0	EM
	■	Total alpha-emitting radium	6.1E+01 ± 5.6E+00		pCi/L	2	GE
	■	Tritium	2.6E+04 ± 2.4E+01		pCi/mL	2	GE
		Yttrium-88	<6.0E+01		pCi/L	0	GP
		Zinc-65	<2.0E+01		pCi/L	0	GP
		Zirconium-95	<2.0E+01		pCi/L	0	EM

WELL FSB 96AR

SRS Coord.	Lat/Longitude	Screen Zone Elevation	Top of Casing	Casing	Formation
N74914.9 E49746.6	33.272629 °N 81.681326 °W	89.0-79.0 ft msl	281.2 ft msl	4" PVC	U. Congaree (IIA)

FIELD MEASUREMENTS

Sample date: 07/07/92
Depth to water: 127.73 ft (38.93 m) below TOC
Water elevation: 153.47 ft (46.78 m) msl
Sp. conductance: 175 µS/cm
Water evacuated before sampling: 195 gal

Time: 12:45
pH: 6.9
Alkalinity: 77 mg/L
Water temperature: 22.3°C

LABORATORY ANALYSES

H	D	Analyte	Result	Mod	Unit	Flag	Lab
●		pH	7.1	J	pH	0	GE
		Specific conductance	170		µS/cm	0	GE
		Aluminum	<20		µg/L	0	GE
		Antimony	<2.0		µg/L	0	GE
		Arsenic	<2.0		µg/L	0	GE
		Barium	36		µg/L	0	GE
		Benzene	<1.0		µg/L	0	GE
		Bromodichloromethane	<1.0		µg/L	0	GE
		Bromoform	<1.0		µg/L	0	GE
		Bromomethane (Methyl bromide)	<1.0		µg/L	0	GE
		Cadmium	<2.0		µg/L	0	GE
		Calcium	32,500		µg/L	0	GE
		Carbon tetrachloride	<1.0		µg/L	0	GE
		Chloride	2,140		µg/L	0	GE
		Chlorobenzene	<1.0		µg/L	0	GE
		Chloroethane	<1.0		µg/L	0	GE
		Chloroethene (Vinyl chloride)	<1.0		µg/L	0	GE
		2-Chloroethyl vinyl ether	<1.0		µg/L	0	GE
		Chloroform	<1.0		µg/L	0	GE

● = exceeded holding time. ■ = exceeded primary drinking water standard.

WELL FSB 96AR collected on 07/07/92, laboratory analyses (cont.)

H	D	Analyte	Result	Mod	Unit	Flag	Lab
		Chloromethane (Methyl chloride)	<1.0		µg/L	0	GE
		Chromium	<4.0		µg/L	0	GE
		Cobalt	<4.0		µg/L	0	GE
		Copper	<4.0		µg/L	0	GE
		Cyanide	<5.0		µg/L	0	GE
		Dibromochloromethane	<1.0		µg/L	0	GE
		1,1-Dichloroethane	<1.0		µg/L	0	GE
		1,2-Dichloroethane	<1.0		µg/L	0	GE
		1,1-Dichloroethylene	<1.0		µg/L	0	GE
		trans-1,2-Dichloroethylene	<1.0		µg/L	0	GE
		Dichloromethane (Methylene chloride)	1.4		µg/L	0	GE
		2,4-Dichlorophenoxyacetic acid	<0.30		µg/L	0	GE
		1,2-Dichloropropane	<1.0		µg/L	0	GE
		cis-1,3-Dichloropropene	<1.0		µg/L	0	GE
		trans-1,3-Dichloropropene	<1.0		µg/L	0	GE
		Endrin	<0.0060		µg/L	0	GE
		Endrin	<0.0060		µg/L	0	GE
		Ethylbenzene	<1.0		µg/L	0	GE
		Fluoride	<100		µg/L	0	GE
		Iron	<4.0		µg/L	0	GE
		Lead	<3.0		µg/L	0	GE
		Lindane	<0.0050		µg/L	0	GE
		Lindane	<0.0050		µg/L	0	GE
		Magnesium	627		µg/L	0	GE
		Manganese	3.6		µg/L	0	GE
		Mercury	<0.20		µg/L	0	GE
		Methoxychlor	<0.50		µg/L	0	GE
		Methoxychlor	<0.50		µg/L	0	GE
		Nickel	<4.0		µg/L	0	GE
		Nitrate-nitrite as nitrogen	300		µg/L	0	GE
		Phenols	<5.0		µg/L	0	GE
		Potassium	874		µg/L	0	GE
		Selenium	<2.0	J1	µg/L	0	GE
		Silica	22,800		µg/L	0	GE
		Silver	<2.0		µg/L	0	GE
		Sodium	1,910		µg/L	0	GE
		Sulfate	1,560		µg/L	0	GE
		1,1,2,2-Tetrachloroethane	<1.0		µg/L	0	GE
		Tetrachloroethylene	<1.0		µg/L	0	GE
		Thallium	<2.0		µg/L	0	GE
		Toluene	<1.0		µg/L	0	GE
		Total dissolved solids	103,000		µg/L	0	GE
		Total organic carbon	<1,000		µg/L	0	GE
		Total organic halogens	<5.0		µg/L	0	GE
		Total phosphates (as P)	90		µg/L	0	GE
		Toxaphene	<0.24		µg/L	0	GE
		Toxaphene	<0.24		µg/L	0	GE
		2,4,5-TP (Silvex)	<0.090		µg/L	0	GE
		1,1,1-Trichloroethane	<1.0		µg/L	0	GE
		1,1,2-Trichloroethane	<1.0		µg/L	0	GE
		Trichloroethylene	<1.0		µg/L	0	GE
		Trichlorofluoromethane	<1.0		µg/L	0	GE
		Uranium	<20		µg/L	0	GE
		Vanadium	<8.0		µg/L	0	GE
		Zinc	3.1		µg/L	0	GE
		Gross alpha	<2.0E+00		pCi/L	0	GE

● = exceeded holding time. ■ = exceeded primary drinking water standard.

WELL FSB 96AR collected on 07/07/92, laboratory analyses (cont.)

H	D	Analyte	Result	Mod	Unit	Flag	Lab
		Nonvolatile beta	<2.0E+00		pCi/L	0	GE
		Total alpha-emitting radium	<1.0E+00		pCi/L	0	GE
		Tritium	6.8E+00 ± 5.0E-01		pCi/mL	0	GE

WELL FSB 97A

SRS Coord.	Lat/Longitude	Screen Zone Elevation	Top of Casing	Casing	Formation
N75171.2 E49965.7	33.273554 °N 81.681247 °W	95.8-85.8 ft msl	286.1 ft msl	4" PVC	U. Congaree (IIA)

FIELD MEASUREMENTS

Sample date: 07/09/92 Time: 8:50
Depth to water: 133.72 ft (40.76 m) below TOC
Water elevation: 152.38 ft (46.45 m) msl
Inaccessibility or pump failure prevented sample collection.

WELL FSB 97C

SRS Coord.	Lat/Longitude	Screen Zone Elevation	Top of Casing	Casing	Formation
N75179.6 E49970.6	33.273580 °N 81.681250 °W	153.8-143.8 ft msl	286.1 ft msl	4" PVC	Barnwell (IIB_1)

FIELD MEASUREMENTS

Sample date: 07/09/92 Time: 11:40
Depth to water: 77.01 ft (23.47 m) below TOC pH: 3.9
Water elevation: 209.09 ft (63.73 m) msl Alkalinity: 0 mg/L
Sp. conductance: 1388 µS/cm Water temperature: 24.1°C
Water evacuated before sampling: 171 gal

LABORATORY ANALYSES

H	D	Analyte	Result	Mod	Unit	Flag	Lab
●		pH	3.9	J	pH	1	GE
		Specific conductance	1,400		µS/cm	2	GE
		Aluminum	29,700		µg/L	2	GE
		Antimony	<2.0		µg/L	0	GE
		Arsenic	<2.0		µg/L	0	GE
		Barium	248		µg/L	0	GE
		Cadmium	2.7		µg/L	1	GE
		Calcium	15,800		µg/L	0	GE
		Chloride	2,940		µg/L	0	GE
		Chromium	<4.0		µg/L	0	GE
		Cobalt	156		µg/L	2	GE
		Copper	25		µg/L	0	GE
		Cyanide	<5.0		µg/L	0	GE
		Fluoride	590		µg/L	0	GE

● = exceeded holding time. ■ = exceeded primary drinking water standard.

WELL FSB 97C collected on 07/09/92, laboratory analyses (cont.)

H	D	Analyte	Result	Mod	Unit	Flag	Lab
		Iron	40		µg/L	0	GE
		Lead	9.3		µg/L	1	GE
		Magnesium	3,220		µg/L	0	GE
		Manganese	2,200		µg/L	2	GE
		Mercury	<0.20		µg/L	0	GE
		Nickel	29		µg/L	0	GE
	■	Nitrate-nitrite as nitrogen	193,000		µg/L	2	GE
		Potassium	1,130		µg/L	0	GE
		Selenium	<2.0		µg/L	0	GE
		Silica	12,400		µg/L	0	GE
		Silica, total	12,600		µg/L	2	GE
		Silver	<2.0		µg/L	0	GE
		Sodium	24,400		µg/L	0	GE
		Sulfate	2,120		µg/L	0	GE
		Sulfate	2,500		µg/L	0	GE
		Thallium	<2.0	J1	µg/L	0	GE
		Total dissolved solids	606,000		µg/L	0	GE
		Total organic carbon	<1,000		µg/L	0	GE
		Total organic halogens	<5.0		µg/L	0	GE
		Total phosphates (as P)	<50		µg/L	0	GE
		Tributyl phosphate	45	J1	µg/L	0	GE
	■	Uranium	430		µg/L	2	GE
		Vanadium	<8.0		µg/L	0	GE
		Zinc	79		µg/L	0	GE
		Antimony-125	<2.0E+01		pCi/L	0	GP
		Cerium-144	<6.0E+01		pCi/L	0	GP
		Cesium-134	<1.0E+01		pCi/L	0	GP
		Cesium-137	<1.0E+01		pCi/L	0	GP
		Chromium-51	<1.1E+02		pCi/L	0	EM
		Cobalt-57	<1.0E+01		pCi/L	0	GP
		Cobalt-60	<1.0E+01		pCi/L	0	GP
		Europium-152	<4.0E+01		pCi/L	0	GP
		Europium-154	<2.0E+01		pCi/L	0	GP
		Europium-155	<3.0E+01		pCi/L	0	GP
	■	Gross alpha	4.1E+02 ± 1.8E+01		pCi/L	2	GE
		Iodine-131	<2.0E+01		pCi/L	0	EM
		Manganese-54	<1.0E+01		pCi/L	0	GP
		Niobium-95	<1.5E+01		pCi/L	0	EM
	■	Nonvolatile beta	9.8E+02 ± 3.1E+01		pCi/L	2	GE
		Potassium-40	<1.1E+02		pCi/L	0	GP
		Promethium-144	<1.0E+01		pCi/L	0	GP
		Promethium-146	<1.0E+01		pCi/L	0	GP
		Ruthenium-106	<9.0E+01		pCi/L	0	GP
		Ruthenium-106	<1.3E+02		pCi/L	0	EM
		Sodium-22	<1.0E+01		pCi/L	0	GP
	■	Total alpha-emitting radium	9.7E+01 ± 6.0E+00		pCi/L	2	GE
	■	Tritium	9.5E+03 ± 1.5E+01		pCi/mL	2	GE
		Yttrium-88	<6.0E+01		pCi/L	0	GP
		Zinc-65	<2.0E+01		pCi/L	0	GP
		Zirconium-95	<2.0E+01		pCi/L	0	EM

● = exceeded holding time. ■ = exceeded primary drinking water standard.

WELL FSB 97D

SRS Coord.	Lat/Longitude	Screen Zone Elevation	Top of Casing	Casing	Formation
N75188.9 E49975.5	33.273609 °N 81.681255 °W	216.9-196.9 ft msl	286.0 ft msl	4" PVC	Water table (IIB_2)

FIELD MEASUREMENTS

Sample date: 07/16/92
Depth to water: 74.67 ft (22.76 m) below TOC
Water elevation: 211.33 ft (64.41 m) msl
Sp. conductance: 2610 µS/cm
Water evacuated before sampling: 10 gal
The well went dry during purging.

Time: 8:15
pH: 3.3
Alkalinity: 0 mg/L
Water temperature: 22.0°C

LABORATORY ANALYSES

H	D	Analyte	Result	Mod	Unit	Flag	Lab
●		pH	3.9	J	pH	1	GE
		Specific conductance	2,220		µS/cm	2	GE
		Aluminum	84,200		µg/L	2	GE
		Antimony	<2.0		µg/L	0	GE
		Arsenic	<2.0		µg/L	0	GE
		Barium	1,070		µg/L	1	GE
		Cadmium	2.2		µg/L	0	GE
		Calcium	51,500	J2	µg/L	0	GE
		Chloride	2,200		µg/L	0	GE
		Chromium	<4.0		µg/L	0	GE
		Cobalt	63		µg/L	2	GE
		Copper	71		µg/L	0	GE
●		Cyanide	7.5	J6	µg/L	0	GE
		Endrin	<0.0060		µg/L	0	GE
		Fluoride	496		µg/L	0	GE
		Iron	1,020		µg/L	2	GE
	■	Lead	89		µg/L	2	GE
		Lindane	<0.0050		µg/L	0	GE
		Magnesium	2,700		µg/L	0	GE
		Manganese	6,090		µg/L	2	GE
		Mercury	<0.20		µg/L	0	GE
		Methoxychlor	<0.50		µg/L	0	GE
		Nickel	51		µg/L	1	GE
	■	Nitrate-nitrite as nitrogen	860,000		µg/L	2	GE
	■	Nitrate-nitrite as nitrogen	885,000		µg/L	2	GE
		Potassium	1,730		µg/L	0	GE
		Selenium	<2.0		µg/L	0	GE
		Silica	59,900		µg/L	0	GE
		Silver	<2.0		µg/L	0	GE
		Sodium	673,000		µg/L	0	GE
		Sulfate	32,800		µg/L	0	GE
		Sulfate	35,800		µg/L	0	GE
		Thallium	<2.0		µg/L	0	GE
		Total dissolved solids	1.6E+06	V	µg/L	0	GE
		Total organic carbon	2,950		µg/L	0	GE
		Total organic halogens	<5.0		µg/L	0	GE
		Total phosphates (as P)	<50		µg/L	0	GE
		Toxaphene	<0.24		µg/L	0	GE
	■	Uranium	2,990		µg/L	2	GE

● = exceeded holding time. ■ = exceeded primary drinking water standard.

WELL FSB 97D collected on 07/16/92, laboratory analyses (cont.)

H	D	Analyte	Result	Mod	Unit	Flag	Lab
		Vanadium	<8.0		µg/L	0	GE
		Zinc	197		µg/L	0	GE
		Antimony-125	<2.0E+01		pCi/L	0	GP
		Cerium-144	<6.0E+01		pCi/L	0	GP
		Cesium-134	<1.0E+01		pCi/L	0	GP
		Cesium-137	3.6E+01 ± 6.9E+00		pCi/L	0	GP
	■	Cesium-137	2.5E+02 ± 1.1E+02		pCi/L	2	EM
		Chromium-51	<1.1E+02		pCi/L	0	EM
		Cobalt-57	<1.0E+01		pCi/L	0	GP
		Cobalt-60	<1.0E+01		pCi/L	0	GP
		Europium-152	<4.0E+01		pCi/L	0	GP
		Europium-154	<2.0E+01		pCi/L	0	GP
		Europium-155	<3.0E+01		pCi/L	0	GP
	■	Gross alpha	1.2E+03 ± 9.0E+01		pCi/L	2	GE
		Iodine-131	<2.0E+01		pCi/L	0	EM
		Manganese-54	<1.0E+01		pCi/L	0	GP
		Niobium-95	<1.5E+01		pCi/L	0	EM
	■	Nonvolatile beta	2.1E+03 ± 6.5E+01		pCi/L	2	GE
		Potassium-40	<1.1E+02		pCi/L	0	GP
		Promethium-144	<1.0E+01		pCi/L	0	GP
		Promethium-146	<1.0E+01		pCi/L	0	GP
		Ruthenium-106	<9.0E+01		pCi/L	0	GP
		Ruthenium-106	<1.3E+02		pCi/L	0	EM
		Sodium-22	<1.0E+01		pCi/L	0	GP
		Total activity	2.6E+07 ± 2.7E+05		pCi/L	0	EM
	■	Total alpha-emitting radium	3.6E+01 ± 3.4E+00		pCi/L	2	GE
	■	Tritium	2.1E+04 ± 2.2E+01		pCi/mL	2	GE
		Yttrium-88	<6.0E+01		pCi/L	0	GP
		Zinc-65	<2.0E+01		pCi/L	0	GP
		Zirconium-95	<2.0E+01		pCi/L	0	EM

WELL FSB 98AR

SRS Coord.	Lat/Longitude	Screen Zone Elevation	Top of Casing	Casing	Formation
N75632.0 E50105.8		92.1-82.1 ft msl	284.0 ft msl	4" PVC	

FIELD MEASUREMENTS

Sample date: 07/10/92
Depth to water: 132.34 ft (40.34 m) below TOC
Sp. conductance: 151 µS/cm
Water evacuated before sampling: 259 gal

Time: 9:15
pH: 6.4
Water temperature: 21.0°C

LABORATORY ANALYSES

H	D	Analyte	Result	Mod	Unit	Flag	Lab
●		pH	7.3	J	pH	0	GE
●		pH	7.4	J	pH	0	GE
		Specific conductance	130		µS/cm	0	GE
		Aluminum	185		µg/L	2	GE

● = exceeded holding time. ■ = exceeded primary drinking water standard.

WELL FSB 98AR collected on 07/10/92, laboratory analyses (cont.)

H	D	Analyte	Result	Mod	Unit	Flag	Lab
		Antimony	<2.0		µg/L	0	GE
		Arsenic	<2.0		µg/L	0	GE
		Barium	47		µg/L	0	GE
		Benzene	<1.0		µg/L	0	GE
		Bromodichloromethane	<1.0		µg/L	0	GE
		Bromoform	<1.0		µg/L	0	GE
		Bromomethane (Methyl bromide)	<1.0		µg/L	0	GE
		Cadmium	<2.0		µg/L	0	GE
		Calcium	23,900		µg/L	0	GE
		Carbon tetrachloride	<1.0		µg/L	0	GE
		Chloride	2,180		µg/L	0	GE
		Chlorobenzene	<1.0		µg/L	0	GE
		Chloroethane	<1.0		µg/L	0	GE
		Chloroethene (Vinyl chloride)	<1.0		µg/L	0	GE
		2-Chloroethyl vinyl ether	<1.0		µg/L	0	GE
		Chloroform	<1.0		µg/L	0	GE
		Chloromethane (Methyl chloride)	<1.0		µg/L	0	GE
		Chromium	<4.0		µg/L	0	GE
		Cobalt	<4.0		µg/L	0	GE
		Copper	<4.0		µg/L	0	GE
		Cyanide	<5.0		µg/L	0	GE
		Dibromochloromethane	<1.0		µg/L	0	GE
		1,1-Dichloroethane	<1.0		µg/L	0	GE
		1,2-Dichloroethane	<1.0		µg/L	0	GE
		1,1-Dichloroethylene	<1.0		µg/L	0	GE
		trans-1,2-Dichloroethylene	<1.0		µg/L	0	GE
		Dichloromethane (Methylene chloride)	1.4	J2	µg/L	0	GE
•		2,4-Dichlorophenoxyacetic acid	<0.30	J	µg/L	0	GE
		1,2-Dichloropropane	<1.0		µg/L	0	GE
		cis-1,3-Dichloropropene	<1.0		µg/L	0	GE
		trans-1,3-Dichloropropene	<1.0		µg/L	0	GE
		Endrin	<0.0060		µg/L	0	GE
		Ethylbenzene	<1.0		µg/L	0	GE
		Fluoride	101		µg/L	0	GE
		Iron	<4.0		µg/L	0	GE
		Lead	<3.0		µg/L	0	GE
		Lindane	<0.0050		µg/L	0	GE
		Magnesium	719		µg/L	0	GE
		Manganese	28		µg/L	1	GE
		Mercury	<0.20		µg/L	0	GE
		Methoxychlor	<0.50		µg/L	0	GE
		Nickel	<4.0		µg/L	0	GE
		Nitrate-nitrite as nitrogen	1,000		µg/L	0	GE
		Nitrate-nitrite as nitrogen	1,090		µg/L	0	GE
		Phenols	<5.0		µg/L	0	GE
		Phenols	<5.0		µg/L	0	GE
		Potassium	3,060		µg/L	0	GE
		Selenium	<2.0	J1	µg/L	0	GE
		Silica	19,700		µg/L	0	GE
		Silver	<2.0		µg/L	0	GE
		Sodium	4,640		µg/L	0	GE
		Sulfate	1,090		µg/L	0	GE
		1,1,2,2-Tetrachloroethane	<1.0		µg/L	0	GE
		Tetrachloroethylene	<1.0		µg/L	0	GE
		Thallium	<2.0		µg/L	0	GE
		Toluene	<1.0		µg/L	0	GE

• = exceeded holding time. ■ = exceeded primary drinking water standard.

WELL FSB 98AR collected on 07/10/92, laboratory analyses (cont.)

H	D	Analyte	Result	Mod	Unit	Flag	Lab
		Total dissolved solids	82,000		µg/L	0	GE
		Total organic carbon	<1,000		µg/L	0	GE
		Total organic halogens	<5.0		µg/L	0	GE
		Total phosphates (as P)	204		µg/L	0	GE
		Toxaphene	<0.24		µg/L	0	GE
●		2,4,5-TP (Silvex)	<0.090	J	µg/L	0	GE
		1,1,1-Trichloroethane	<1.0		µg/L	0	GE
		1,1,2-Trichloroethane	<1.0		µg/L	0	GE
		Trichloroethylene	<1.0		µg/L	0	GE
		Trichlorofluoromethane	<1.0		µg/L	0	GE
		Uranium	<20		µg/L	0	GE
		Vanadium	<8.0		µg/L	0	GE
		Zinc	2.5		µg/L	0	GE
		Gross alpha	<2.0E+00		pCi/L	0	GE
		Nonvolatile beta	<2.0E+00		pCi/L	0	GE
		Total alpha-emitting radium	<1.0E+00		pCi/L	0	GE
		Tritium	1.6E+01 ± 7.0E-01		pCi/mL	1	GE

WELL FSB 98C

SRS Coord.	Lat/Longitude	Screen Zone Elevation	Top of Casing	Casing	Formation
N75381.2 E50116.5	33.274264 °N 81.681258 °W	156.8-146.8 ft msl	283.1 ft msl	4" PVC	Barnwell (IIB_1)

FIELD MEASUREMENTS

Sample date: 07/09/92
Depth to water: 73.65 ft (22.45 m) below TOC
Water elevation: 209.45 ft (63.84 m) msl
Sp. conductance: 1851 µS/cm
Water evacuated before sampling: 196 gal

Time: 13:00
pH: 3.1
Alkalinity: 0 mg/L
Water temperature: 25.1°C

LABORATORY ANALYSES

H	D	Analyte	Result	Mod	Unit	Flag	Lab
●		pH	3.3	J	pH	1	GE
		Specific conductance	1,950		µS/cm	2	GE
		Aluminum	26,300		µg/L	2	GE
		Antimony	<2.0		µg/L	0	GE
		Arsenic	<2.0		µg/L	0	GE
		Barium	209		µg/L	0	GE
		Cadmium	3.1		µg/L	1	GE
		Calcium	2,580		µg/L	0	GE
		Chloride	2,600		µg/L	0	GE
		Chromium	<4.0		µg/L	0	GE
		Cobalt	115		µg/L	2	GE
		Copper	25		µg/L	0	GE
		Cyanide	<5.0		µg/L	0	GE
		Fluoride	475		µg/L	0	GE
		Iron	7.5		µg/L	0	GE
		Lead	<3.0		µg/L	0	GE
		Magnesium	1,270		µg/L	0	GE

● = exceeded holding time. ■ = exceeded primary drinking water standard.

WELL FSB 98C collected on 07/09/92, laboratory analyses (cont.)

H	D	Analyte	Result	Mod	Unit	Flag	Lab
		Manganese	1,910		µg/L	2	GE
		Mercury	0.45		µg/L	0	GE
		Nickel	16		µg/L	0	GE
	■	Nitrate-nitrite as nitrogen	260,000		µg/L	2	GE
		Potassium	<500		µg/L	0	GE
		Selenium	<2.0		µg/L	0	GE
		Silica	19,400		µg/L	0	GE
		Silver	<2.0		µg/L	0	GE
		Sodium	19,900		µg/L	0	GE
		Sulfate	4,360		µg/L	0	GE
		Thallium	<2.0	J1	µg/L	0	GE
		Total dissolved solids	760,000		µg/L	0	GE
		Total organic carbon	<1,000		µg/L	0	GE
		Total organic halogens	<5.0		µg/L	0	GE
		Total phosphates (as P)	<50		µg/L	0	GE
		Total phosphates (as P)	<50		µg/L	0	GE
	■	Uranium	501		µg/L	2	GE
		Vanadium	<8.0		µg/L	0	GE
		Zinc	35		µg/L	0	GE
		Antimony-125	<2.0E+01		pCi/L	0	GP
		Cerium-144	<6.0E+01		pCi/L	0	GP
		Cesium-134	<1.0E+01		pCi/L	0	GP
		Cesium-137	<1.0E+01		pCi/L	0	GP
		Chromium-51	<1.1E+02		pCi/L	0	EM
		Cobalt-57	<1.0E+01		pCi/L	0	GP
		Cobalt-60	<1.0E+01		pCi/L	0	GP
		Europium-152	<4.0E+01		pCi/L	0	GP
		Europium-154	<2.0E+01		pCi/L	0	GP
		Europium-155	<3.0E+01		pCi/L	0	GP
	■	Gross alpha	5.5E+02 ± 4.0E+01		pCi/L	2	GE
	■	Gross alpha	6.2E+02 ± 4.4E+01		pCi/L	2	GE
		Iodine-131	<2.0E+01		pCi/L	0	EM
		Manganese-54	<1.0E+01		pCi/L	0	GP
		Niobium-95	<1.5E+01		pCi/L	0	EM
	■	Nonvolatile beta	1.9E+03 ± 4.2E+01		pCi/L	2	GE
	■	Nonvolatile beta	1.9E+03 ± 4.6E+01		pCi/L	2	GE
		Potassium-40	<1.1E+02		pCi/L	0	GP
		Promethium-144	<1.0E+01		pCi/L	0	GP
		Promethium-146	<1.0E+01		pCi/L	0	GP
		Ruthenium-106	<9.0E+01		pCi/L	0	GP
		Ruthenium-106	<1.3E+02		pCi/L	0	EM
		Sodium-22	<1.0E+01		pCi/L	0	GP
	■	Total alpha-emitting radium	1.0E+02 ± 6.5E+00		pCi/L	2	GE
	■	Total alpha-emitting radium	1.0E+02 ± 6.6E+00		pCi/L	2	GE
	■	Tritium	1.4E+04 ± 1.8E+01		pCi/mL	2	GE
		Yttrium-88	<6.0E+01		pCi/L	0	GP
		Zinc-65	<2.0E+01		pCi/L	0	GP
		Zirconium-95	<2.0E+01		pCi/L	0	EM

● = exceeded holding time. ■ = exceeded primary drinking water standard.

WELL FSB 98D

SRS Coord.	Lat/Longitude	Screen Zone Elevation	Top of Casing	Casing	Formation
N75371.9 E50111.6	33.274235 °N 81.681253 °W	218.8-198.8 ft msl	283.1 ft msl	4" PVC	Water table (IIB1)

FIELD MEASUREMENTS

Sample date: 07/10/92
Depth to water: 70.65 ft (21.53 m) below TOC
Water elevation: 212.45 ft (64.76 m) msl
Sp. conductance: 1892 µS/cm
Water evacuated before sampling: 18 gal
The well went dry during purging.

Time: 8:30
pH: 3.3
Alkalinity: 0 mg/L
Water temperature: 22.0°C

LABORATORY ANALYSES

H	D	Analyte	Result	Mod	Unit	Flag	Lab
●		pH	3.7	J	pH	1	GE
		Specific conductance	1,800		µS/cm	2	GE
		Aluminum	48,900		µg/L	2	GE
		Antimony	<2.0		µg/L	0	GE
		Arsenic	<2.0		µg/L	0	GE
		Barium	1,690		µg/L	1	GE
		Cadmium	<4.0		µg/L	0	GE
		Calcium	6,200		µg/L	0	GE
		Chloride	1,580		µg/L	0	GE
		Chromium	<8.0		µg/L	0	GE
		Cobalt	147		µg/L	2	GE
		Copper	163		µg/L	0	GE
		Cyanide	<5.0		µg/L	0	GE
		Fluoride	572		µg/L	0	GE
		Fluoride	583		µg/L	0	GE
		Iron	354		µg/L	2	GE
	■	Lead	17		µg/L	2	GE
		Magnesium	1,930		µg/L	0	GE
		Manganese	3,230		µg/L	2	GE
		Mercury	<0.20		µg/L	0	GE
		Nickel	45		µg/L	0	GE
	■	Nitrate-nitrite as nitrogen	263,000		µg/L	2	GE
		Potassium	1,910		µg/L	0	GE
		Selenium	<2.0		µg/L	0	GE
		Silica	74,800		µg/L	0	GE
		Silver	<4.0		µg/L	0	GE
		Sodium	198,000		µg/L	0	GE
		Sulfate	1,960		µg/L	0	GE
		Thallium	<2.0	J1	µg/L	0	GE
		Total dissolved solids	1.1E+06		µg/L	0	GE
		Total dissolved solids	1.1E+06		µg/L	0	GE
		Total organic carbon	2,910		µg/L	0	GE
		Total organic halogens	<5.0		µg/L	0	GE
		Total phosphates (as P)	<50		µg/L	0	GE
		Vanadium	<16		µg/L	0	GE
		Zinc	106		µg/L	0	GE
		Antimony-125	<2.0E+01		pCi/L	0	GP
		Cerium-144	<6.0E+01		pCi/L	0	GP
		Cesium-134	<1.0E+01		pCi/L	0	GP

● = exceeded holding time. ■ = exceeded primary drinking water standard.

WELL FSB 98D collected on 07/10/92, laboratory analyses (cont.)

H	D	Analyte	Result	Mod	Unit	Flag	Lab
		Cesium-137	<1.0E+01		pCi/L	0	GP
		Chromium-51	<1.1E+02		pCi/L	0	EM
		Cobalt-57	<1.0E+01		pCi/L	0	GP
		Cobalt-60	<1.0E+01		pCi/L	0	GP
		Europium-152	<4.0E+01		pCi/L	0	GP
		Europium-154	<2.0E+01		pCi/L	0	GP
		Europium-155	<3.0E+01		pCi/L	0	GP
	■	Gross alpha	8.3E+02 ± 5.9E+01		pCi/L	2	GE
		Iodine-131	<2.0E+01		pCi/L	0	EM
		Manganese-54	<1.0E+01		pCi/L	0	GP
		Niobium-95	<1.5E+01		pCi/L	0	EM
	■	Nonvolatile beta	1.2E+03 ± 3.9E+01		pCi/L	2	GE
		Potassium-40	<1.1E+02		pCi/L	0	GP
		Promethium-144	<1.0E+01		pCi/L	0	GP
		Promethium-146	<1.0E+01		pCi/L	0	GP
		Ruthenium-106	<9.0E+01		pCi/L	0	GP
		Ruthenium-106	<1.3E+02		pCi/L	0	EM
		Sodium-22	<1.0E+01		pCi/L	0	GP
	■	Total alpha-emitting radium	4.6E+01 ± 3.9E+00		pCi/L	2	GE
	■	Tritium	1.2E+04 ± 1.6E+01		pCi/mL	2	GE
	■	Tritium	1.2E+04 ± 1.6E+01		pCi/mL	2	GE
		Yttrium-88	<6.0E+01		pCi/L	0	GP
		Zinc-65	<2.0E+01		pCi/L	0	GP
		Zirconium-95	<2.0E+01		pCi/L	0	EM

WELL FSB 99A

SRS Coord.	Lat/Longitude	Screen Zone Elevation	Top of Casing	Casing	Formation
N75675.6 E50314.8	33.275239 °N 81.681308 °W	102.9-92.9 ft msl	287.6 ft msl	4" PVC	U. Congaree (IIA)

FIELD MEASUREMENTS

Sample date: 07/15/92
Depth to water: 136.84 ft (41.71 m) below TOC
Water elevation: 150.76 ft (45.95 m) msl
Sp. conductance: 162 µS/cm
Water evacuated before sampling: 152 gal

Time: 9:30
pH: 6.3
Alkalinity: 57 mg/L
Water temperature: 20.5°C

LABORATORY ANALYSES

H	D	Analyte	Result	Mod	Unit	Flag	Lab
●		pH	7.1	J	pH	0	GE
●		pH	7.2	J	pH	0	GE
●		pH	6.9	J	pH	0	WA
●		pH	6.9	J	pH	0	WA
●		pH	6.9	J	pH	0	WA
		Specific conductance	140		µS/cm	0	GE
		Specific conductance	140		µS/cm	0	GE
●		Specific conductance	143	J	µS/cm	0	WA
●		Specific conductance	144	J	µS/cm	0	WA
●		Specific conductance	145	J	µS/cm	0	WA

● = exceeded holding time. ■ = exceeded primary drinking water standard.

WELL FSB 99A collected on 07/15/92, laboratory analyses (cont.)

H	D	Analyte	Result	Mod	Unit	Flag	Lab
		Aluminum	43		µg/L	1	GE
		Aluminum	44		µg/L	1	GE
		Aluminum	69	J3	µg/L	2	WA
		Aluminum	44	J3	µg/L	1	WA
		Antimony	<2.0		µg/L	0	GE
		Antimony	<2.0		µg/L	0	GE
		Antimony	<2.0		µg/L	0	GE
		Antimony	4.5	J3	µg/L	1	WA
		Antimony	<2.6		µg/L	0	WA
		Arsenic	<2.0		µg/L	0	GE
		Arsenic	<2.0		µg/L	0	GE
		Arsenic	<2.0		µg/L	0	GE
		Arsenic	<2.0		µg/L	0	WA
		Arsenic	<2.0		µg/L	0	WA
		Barium	36		µg/L	0	GE
		Barium	37		µg/L	0	GE
		Barium	37		µg/L	0	WA
		Barium	32		µg/L	0	WA
		Cadmium	<2.0		µg/L	0	GE
		Cadmium	<2.0		µg/L	0	GE
		Cadmium	0.38	J3	µg/L	0	WA
		Cadmium	<0.35		µg/L	0	WA
		Calcium	25,800		µg/L	0	GE
		Calcium	26,000		µg/L	0	GE
		Calcium	26,500		µg/L	0	WA
		Calcium	22,100		µg/L	0	WA
		Chloride	2,010		µg/L	0	GE
		Chloride	2,010		µg/L	0	GE
		Chloride	2,030		µg/L	0	WA
		Chloride	2,030		µg/L	0	WA
		Chloride	2,010		µg/L	0	WA
		Chromium	<4.0		µg/L	0	GE
		Chromium	<4.0		µg/L	0	GE
		Chromium	3.6	J3	µg/L	0	WA
		Chromium	2.3	J3	µg/L	0	WA
		Cobalt	<4.0		µg/L	0	GE
		Cobalt	<4.0		µg/L	0	GE
		Cobalt	1.7	J3	µg/L	0	WA
		Cobalt	<0.88		µg/L	0	WA
		Copper	<4.0		µg/L	0	GE
		Copper	<4.0		µg/L	0	GE
		Copper	<1.1		µg/L	0	WA
		Copper	<1.1		µg/L	0	WA
		Cyanide	<5.0		µg/L	0	GE
		Cyanide	<5.0		µg/L	0	GE
		Cyanide	<5.0		µg/L	0	WA
		Cyanide	<5.0		µg/L	0	WA
		Cyanide	<5.0		µg/L	0	WA
		Fluoride	135		µg/L	0	GE
		Fluoride	146		µg/L	0	GE
		Fluoride	128		µg/L	0	WA
		Fluoride	129		µg/L	0	WA
		Iron	7.7		µg/L	0	GE
		Iron	10		µg/L	0	GE
		Iron	19		µg/L	0	WA
		Iron	11		µg/L	0	WA

● = exceeded holding time. ■ = exceeded primary drinking water standard.

WELL FSB 99A collected on 07/15/92, laboratory analyses (cont.)

H	D	Analyte	Result	Mod	Unit	Flag	Lab
		Lead	<3.0		µg/L	0	GE
		Lead	<3.0		µg/L	0	GE
		Lead	<3.0		µg/L	0	GE
		Lead	<2.0		µg/L	0	WA
		Lead	<2.0		µg/L	0	WA
		Magnesium	1,170		µg/L	0	GE
		Magnesium	1,170		µg/L	0	GE
		Magnesium	1,150		µg/L	0	WA
		Magnesium	962		µg/L	0	WA
		Manganese	6.7		µg/L	0	GE
		Manganese	6.7		µg/L	0	GE
		Manganese	7.5		µg/L	0	WA
		Manganese	5.4		µg/L	0	WA
		Mercury	<0.20		µg/L	0	GE
		Mercury	<0.20		µg/L	0	GE
		Mercury	<0.20		µg/L	0	WA
		Mercury	<0.20		µg/L	0	WA
		Nickel	<4.0		µg/L	0	GE
		Nickel	<4.0		µg/L	0	GE
		Nickel	<3.1		µg/L	0	WA
		Nickel	3.1	J3	µg/L	0	WA
		Nitrate as nitrogen	4,000		µg/L	0	WA
		Nitrate as nitrogen	3,370		µg/L	0	WA
		Nitrate-nitrite as nitrogen	3,300		µg/L	0	GE
		Nitrate-nitrite as nitrogen	3,300		µg/L	0	GE
		Nitrate-nitrite as nitrogen	3,400		µg/L	0	GE
		Potassium	745		µg/L	0	GE
		Potassium	754		µg/L	0	GE
		Potassium	1,030		µg/L	0	WA
		Potassium	659		µg/L	0	WA
		Selenium	<2.0	J1	µg/L	0	GE
		Selenium	<2.0	J1	µg/L	0	GE
		Selenium	<2.0	J1	µg/L	0	GE
		Selenium	<2.0		µg/L	0	WA
		Selenium	<2.0		µg/L	0	WA
		Silica	17,000		µg/L	0	GE
		Silica	17,100		µg/L	0	GE
		Silica	16,200		µg/L	0	WA
		Silica	14,000		µg/L	0	WA
		Silver	<2.0		µg/L	0	GE
		Silver	<2.0		µg/L	0	GE
		Silver	3.1		µg/L	0	WA
		Silver	<0.70		µg/L	0	WA
		Sodium	3,060		µg/L	0	GE
		Sodium	3,080		µg/L	0	GE
		Sodium	3,190		µg/L	0	WA
		Sodium	2,640		µg/L	0	WA
		Sulfate	1,030		µg/L	0	GE
		Sulfate	1,040		µg/L	0	GE
		Sulfate	<2,500		µg/L	0	WA
		Sulfate	<2,500		µg/L	0	WA
		Thallium	<2.0		µg/L	0	GE
		Thallium	<2.0		µg/L	0	GE
		Thallium	<2.0		µg/L	0	GE
		Thallium	<2.0		µg/L	0	WA
		Thallium	<2.0		µg/L	0	WA

• = exceeded holding time. ■ = exceeded primary drinking water standard.

WELL FSB 99A collected on 07/15/92, laboratory analyses (cont.)

H	D	Analyte	Result	Mod	Unit	Flag	Lab
		Total dissolved solids	104,000	V	µg/L	0	GE
		Total dissolved solids	107,000	V	µg/L	0	GE
		Total dissolved solids	143,000		µg/L	0	WA
		Total dissolved solids	<1,000		µg/L	0	WA
		Total organic carbon	<1,000		µg/L	0	GE
		Total organic carbon	<1,000		µg/L	0	GE
		Total organic carbon	<500		µg/L	0	WA
		Total organic carbon	<500		µg/L	0	WA
		Total organic halogens	<5.0		µg/L	0	GE
		Total organic halogens	<5.0		µg/L	0	GE
		Total organic halogens	<5.0		µg/L	0	WA
		Total organic halogens	<5.0		µg/L	0	WA
		Total phosphates (as P)	308		µg/L	0	GE
		Total phosphates (as P)	331		µg/L	0	GE
		Total phosphates (as P)	358		µg/L	0	GE
		Total phosphates (as P)	270		µg/L	0	WA
		Total phosphates (as P)	273		µg/L	0	WA
		Total phosphates (as P)	331		µg/L	0	WA
		Uranium	<20		µg/L	0	GE
		Uranium	<20		µg/L	0	GE
		Uranium	0.21		µg/L	0	TM
		Uranium	0.21		µg/L	0	TM
		Uranium	0.090		µg/L	0	TM
		Vanadium	<8.0		µg/L	0	GE
		Vanadium	<8.0		µg/L	0	GE
		Vanadium	1.3	J3	µg/L	0	WA
		Vanadium	0.97	J3	µg/L	0	WA
		Zinc	3.5		µg/L	0	GE
		Zinc	3.9		µg/L	0	GE
		Zinc	5.2		µg/L	0	WA
		Zinc	2.9		µg/L	0	WA
		Gross alpha	<2.0E+00		pCi/L	0	GE
		Gross alpha	<2.0E+00		pCi/L	0	GE
		Gross alpha	1.6E+00 ± 7.0E-01		pCi/L	0	TM
		Gross alpha	1.4E+00 ± 7.0E-01		pCi/L	0	TM
		Gross alpha	1.5E+00 ± 7.0E-01		pCi/L	0	TM
		Nonvolatile beta	2.5E+00 ± 1.5E+00		pCi/L	0	GE
		Nonvolatile beta	<2.0E+00		pCi/L	0	GE
		Nonvolatile beta	5.3E+00 ± 1.2E+00		pCi/L	0	TM
		Nonvolatile beta	4.1E+00 ± 1.1E+00		pCi/L	0	TM
		Nonvolatile beta	3.3E+00 ± 1.1E+00		pCi/L	0	TM
		Radium-226	4.3E-01 ± 2.5E-01		pCi/L	0	TM
		Radium-226	9.5E-01 ± 3.8E-01		pCi/L	0	TM
		Radium-226	8.6E-01 ± 3.7E-01		pCi/L	0	TM
		Radium-228	<8.0E-01		pCi/L	0	TM
		Radium-228	8.5E-01 ± 6.8E-01		pCi/L	0	TM
		Radium-228	<8.0E-01		pCi/L	0	TM
		Total alpha-emitting radium	<1.0E+00		pCi/L	0	GE
		Total alpha-emitting radium	<1.0E+00		pCi/L	0	GE
		Total alpha-emitting radium	<1.0E+00		pCi/L	0	GE
	■	Tritium	1.0E+02 ± 1.5E+00		pCi/mL	2	GE
	■	Tritium	1.1E+02 ± 1.6E+00		pCi/mL	2	GE
	■	Tritium	1.2E+02 ± 1.6E+01		pCi/mL	2	TM
	■	Tritium	1.1E+02 ± 1.5E+01		pCi/mL	2	TM
	■	Tritium	1.2E+02 ± 1.6E+01		pCi/mL	2	TM

● = exceeded holding time. ■ = exceeded primary drinking water standard.

WELL FSB 99C

SRS Coord.	Lat/Longitude	Screen Zone Elevation	Top of Casing	Casing	Formation
N75683.7 E50320.6	33.275266 °N 81.681308 °W	167.2-157.2 ft msl	287.7 ft msl	4" PVC	Barnwell (IIB_1)

FIELD MEASUREMENTS

Sample date: 07/14/92
Depth to water: 77.16 ft (23.52 m) below TOC
Water elevation: 210.54 ft (64.17 m) msl
Sp. conductance: 329 µS/cm
Water evacuated before sampling: 140 gal

Time: 9:30
pH: 5.2
Alkalinity: 4 mg/L
Water temperature: 20.5°C

LABORATORY ANALYSES

H	D	Analyte	Result	Mod	Unit	Flag	Lab
•		pH	5.5	J	pH	0	GE
		Specific conductance	290		µS/cm	1	GE
		Aluminum	145		µg/L	2	GE
		Antimony	<2.0		µg/L	0	GE
		Arsenic	<2.0		µg/L	0	GE
		Barium	83		µg/L	0	GE
		Barium	83		µg/L	0	GE
		Benzene	<1.0		µg/L	0	GE
		Beryllium	<3.0		µg/L	0	GE
		Beryllium	<3.0		µg/L	0	GE
		Bromodichloromethane	<1.0		µg/L	0	GE
		Bromoform	<1.0		µg/L	0	GE
		Bromomethane (Methyl bromide)	<1.0		µg/L	0	GE
		Cadmium	2.6		µg/L	1	GE
		Cadmium	2.6		µg/L	1	GE
		Calcium	15,700		µg/L	0	GE
		Carbon tetrachloride	<1.0		µg/L	0	GE
		Chloride	3,650		µg/L	0	GE
		Chloride	3,720		µg/L	0	GE
		Chlorobenzene	<1.0		µg/L	0	GE
		Chloroethane	<1.0		µg/L	0	GE
		Chloroethene (Vinyl chloride)	<1.0		µg/L	0	GE
		2-Chloroethyl vinyl ether	<1.0		µg/L	0	GE
		Chloroform	<1.0		µg/L	0	GE
		Chloromethane (Methyl chloride)	<1.0		µg/L	0	GE
		Chromium	<4.0		µg/L	0	GE
		Chromium	<4.0		µg/L	0	GE
		Cobalt	5.4		µg/L	0	GE
		Cobalt	5.7		µg/L	0	GE
		Copper	<4.0		µg/L	0	GE
		Copper	<4.0		µg/L	0	GE
		Cyanide	<5.0		µg/L	0	GE
		Dibromochloromethane	<1.0		µg/L	0	GE
		1,1-Dichloroethane	<1.0		µg/L	0	GE
		1,2-Dichloroethane	<1.0		µg/L	0	GE
		1,1-Dichloroethylene	<1.0		µg/L	0	GE
		trans-1,2-Dichloroethylene	<1.0		µg/L	0	GE
		Dichloromethane (Methylene chloride)	1.4	J2	µg/L	0	GE
		2,4-Dichlorophenoxyacetic acid	<0.30		µg/L	0	GE

• = exceeded holding time. ■ = exceeded primary drinking water standard.

WELL FSB 99C collected on 07/14/92, laboratory analyses (cont.)

H	D	Analyte	Result	Mod	Unit	Flag	Lab
		1,2-Dichloropropane	<1.0		µg/L	0	GE
		cis-1,3-Dichloropropene	<1.0		µg/L	0	GE
		trans-1,3-Dichloropropene	<1.0		µg/L	0	GE
		Endrin	<0.0060		µg/L	0	GE
		Ethylbenzene	<1.0		µg/L	0	GE
		Fluoride	<100		µg/L	0	GE
		Iron	5.3		µg/L	0	GE
		Iron	5.4		µg/L	0	GE
		Lead	<3.0		µg/L	0	GE
		Lindane	<0.0050		µg/L	0	GE
		Magnesium	7,900		µg/L	0	GE
		Manganese	109		µg/L	2	GE
		Manganese	109		µg/L	2	GE
		Mercury	<0.20		µg/L	0	GE
		Methoxychlor	<0.50		µg/L	0	GE
		Nickel	6.4		µg/L	0	GE
		Nickel	8.4		µg/L	0	GE
	■	Nitrate-nitrite as nitrogen	36,000		µg/L	2	GE
		Phenols	<5.0		µg/L	0	GE
		Potassium	968		µg/L	0	GE
		Selenium	<2.0	J1	µg/L	0	GE
		Silica	9,040		µg/L	0	GE
		Silver	<2.0		µg/L	0	GE
		Silver	<2.0		µg/L	0	GE
		Sodium	26,600		µg/L	0	GE
		Sodium	26,700		µg/L	0	GE
		Sulfate	<1,000		µg/L	0	GE
		Sulfate	<1,000		µg/L	0	GE
		1,1,2,2-Tetrachloroethane	<1.0		µg/L	0	GE
		Tetrachloroethylene	<1.0		µg/L	0	GE
		Thallium	<2.0		µg/L	0	GE
		Tin	2.3		µg/L	0	GE
		Tin	<2.0		µg/L	0	GE
		Toluene	<1.0		µg/L	0	GE
		Total dissolved solids	121,000	V	µg/L	0	GE
		Total organic carbon	<1,000		µg/L	0	GE
		Total organic halogens	13		µg/L	0	GE
		Total phosphates (as P)	<50		µg/L	0	GE
		Toxaphene	<0.24		µg/L	0	GE
		2,4,5-TP (Silvex)	<0.090		µg/L	0	GE
		1,1,1-Trichloroethane	<1.0		µg/L	0	GE
		1,1,2-Trichloroethane	<1.0		µg/L	0	GE
	■	Trichloroethylene	26		µg/L	2	GE
		Trichlorofluoromethane	1.6		µg/L	0	GE
		Uranium	<2.0		µg/L	0	GE
		Vanadium	<8.0		µg/L	0	GE
		Vanadium	<8.0		µg/L	0	GE
		Zinc	43		µg/L	0	GE
		Zinc	44		µg/L	0	GE
		Antimony-125	<2.0E+01		pCi/L	0	GP
		Cerium-144	<6.0E+01		pCi/L	0	GP
		Cesium-134	<1.0E+01		pCi/L	0	GP
		Cesium-137	<1.0E+01		pCi/L	0	GP
		Chromium-51	<1.1E+02		pCi/L	0	EM
		Cobalt-57	<1.0E+01		pCi/L	0	GP
		Cobalt-60	<1.0E+01		pCi/L	0	GP

● = exceeded holding time. ■ = exceeded primary drinking water standard.

WELL FSB 99C collected on 07/14/92, laboratory analyses (cont.)

H	D	Analyte	Result	Mod	Unit	Flag	Lab
		Europium-152	<4.0E+01		pCi/L	0	GP
		Europium-154	<2.0E+01		pCi/L	0	GP
		Europium-155	<3.0E+01		pCi/L	0	GP
		Gross alpha	9.0E+00 ± 1.9E+00		pCi/L	1	GE
		Iodine-131	<2.0E+01		pCi/L	0	EM
		Manganese-54	<1.0E+01		pCi/L	0	GP
		Niobium-95	<1.5E+01		pCi/L	0	EM
	■	Nonvolatile beta	1.0E+02 ± 5.6E+00		pCi/L	2	GE
		Potassium-40	<1.1E+02		pCi/L	0	GP
		Promethium-144	<1.0E+01		pCi/L	0	GP
		Promethium-146	<1.0E+01		pCi/L	0	GP
		Ruthenium-106	<9.0E+01		pCi/L	0	GP
		Ruthenium-106	<1.3E+02		pCi/L	0	EM
		Sodium-22	<1.0E+01		pCi/L	0	GP
		Total activity	1.8E+06 ± 3.3E+04		pCi/L	0	EM
	■	Total alpha-emitting radium	9.2E+00 ± 1.8E+00		pCi/L	2	GE
	■	Tritium	1.8E+03 ± 6.3E+00		pCi/mL	2	GE
		Yttrium-88	<6.0E+01		pCi/L	0	GP
		Zinc-65	<2.0E+01		pCi/L	0	GP
		Zirconium-95	<2.0E+01		pCi/L	0	EM

WELL FSB 99D

SRS Coord.	Lat/Longitude	Screen Zone Elevation	Top of Casing	Casing	Formation
N75691.7 E50326.9	33.275294 °N 81.681307 °W	218.1-198.1 ft msl	287.6 ft msl	4" PVC	Water table (IIB_2)

FIELD MEASUREMENTS

Sample date: 07/14/92
Depth to water: 73.87 ft (22.52 m) below TOC
Water elevation: 213.73 ft (65.15 m) msl
Sp. conductance: 56 µS/cm
Water evacuated before sampling: 7 gal
The well went dry during purging.

Time: 14:15
pH: 5.3
Alkalinity: 8 mg/L
Water temperature: 26.1°C

LABORATORY ANALYSES

H	D	Analyte	Result	Mod	Unit	Flag	Lab
●		pH	5.8	J	pH	0	GE
		Specific conductance	45		µS/cm	0	GE
		Aluminum	<20		µg/L	0	GE
		Aluminum	<20		µg/L	0	GE
		Antimony	<2.0		µg/L	0	GE
		Arsenic	<2.0		µg/L	0	GE
		Barium	12		µg/L	0	GE
		Barium	12		µg/L	0	GE
		Cadmium	<2.0		µg/L	0	GE
		Cadmium	<2.0		µg/L	0	GE
		Calcium	1,630	J2	µg/L	0	GE
		Calcium	1,690	J2	µg/L	0	GE
		Chloride	2,040		µg/L	0	GE
		Chromium	<4.0		µg/L	0	GE

● = exceeded holding time. ■ = exceeded primary drinking water standard.

WELL FSB 99D collected on 07/14/92, laboratory analyses (cont.)

H	D	Analyte	Result	Mod	Unit	Flag	Lab
		Chromium	<4.0		µg/L	0	GE
		Cobalt	<4.0		µg/L	0	GE
		Cobalt	<4.0		µg/L	0	GE
		Copper	8.3		µg/L	0	GE
		Copper	8.4		µg/L	0	GE
		Cyanide	<5.0		µg/L	0	GE
		Fluoride	<100		µg/L	0	GE
		Fluoride	<100		µg/L	0	GE
		Iron	27		µg/L	0	GE
		Iron	28		µg/L	0	GE
		Lead	11		µg/L	1	GE
		Magnesium	333	J2	µg/L	0	GE
		Magnesium	337	J2	µg/L	0	GE
		Manganese	22		µg/L	0	GE
		Manganese	23		µg/L	0	GE
		Mercury	<0.20		µg/L	0	GE
		Nickel	4.3		µg/L	0	GE
		Nickel	<4.0		µg/L	0	GE
		Nitrate-nitrite as nitrogen	1,870		µg/L	0	GE
		Potassium	686		µg/L	0	GE
		Potassium	773		µg/L	0	GE
		Selenium	<2.0	J1	µg/L	0	GE
		Silica	11,900		µg/L	0	GE
		Silica	12,100		µg/L	0	GE
		Silver	<2.0		µg/L	0	GE
		Silver	<2.0		µg/L	0	GE
		Sodium	6,400		µg/L	0	GE
		Sodium	6,580		µg/L	0	GE
		Sulfate	3,280		µg/L	0	GE
		Thallium	<2.0		µg/L	0	GE
		Total dissolved solids	38,000	V	µg/L	0	GE
		Total organic carbon	<1,000		µg/L	0	GE
		Total organic halogens	<5.0		µg/L	0	GE
		Total organic halogens	<5.0		µg/L	0	GE
		Total phosphates (as P)	137		µg/L	0	GE
		Uranium	<20		µg/L	0	GE
		Uranium	<20		µg/L	0	GE
		Vanadium	<3.0		µg/L	0	GE
		Vanadium	<8.0		µg/L	0	GE
		Zinc	31		µg/L	0	GE
		Zinc	31		µg/L	0	GE
		Gross alpha	9.4E+00 ± 1.4E+00		pCi/L	1	GE
		Nonvolatile beta	1.4E+01 ± 2.3E+00		pCi/L	0	GE
		Total alpha-emitting radium	<1.0E+00		pCi/L	0	GE
	■	Tritium	4.0E+01 ± 1.0E+00		pCi/mL	2	GE

● = exceeded holding time. ■ = exceeded primary drinking water standard.

WELL FSB100A

SRS Coord.	Lat/Longitude	Screen Zone Elevation	Top of Casing	Casing	Formation
N75534.4 E50958.4	33.275977 °N 81.679339 °W	105.8-95.8 ft msl	286.0 ft msl	4" PVC	U. Congaree (IIA)

FIELD MEASUREMENTS

Sample date: 07/10/92
Depth to water: 134.21 ft (40.91 m) below TOC
Water elevation: 151.79 ft (46.27 m) msl
Sp. conductance: 190 µS/cm
Water evacuated before sampling: 147 gal

Time: 10:45
pH: 6.8
Alkalinity: 63 mg/L
Water temperature: 22.3°C

LABORATORY ANALYSES

H	D	Analyte	Result	Mod	Unit	Flag	Lab
●		pH	7.3	J	pH	0	GE
●		pH	7.3	J	pH	0	GE
●		pH	7.3	J	pH	0	GE
●		pH	6.8	J	pH	0	WA
●		pH	6.9	J	pH	0	WA
●		pH	6.9	J	pH	0	WA
		Specific conductance	160		µS/cm	0	GE
		Specific conductance	160		µS/cm	0	GE
		Specific conductance	170		µS/cm	0	GE
●		Specific conductance	173	J	µS/cm	0	WA
●		Specific conductance	173	J	µS/cm	0	WA
●		Specific conductance	171	J	µS/cm	0	WA
		Aluminum	<20		µg/L	0	GE
		Aluminum	<20		µg/L	0	GE
		Aluminum	15	J3	µg/L	0	WA
		Aluminum	<15		µg/L	0	WA
		Aluminum	17	J3	µg/L	0	WA
		Antimony	<2.0		µg/L	0	GE
		Antimony	<2.0		µg/L	0	GE
		Antimony	<2.0		µg/L	0	GE
		Antimony	<2.6		µg/L	0	WA
		Antimony	<2.6		µg/L	0	WA
		Antimony	<2.6		µg/L	0	WA
		Arsenic	<2.0		µg/L	0	GE
		Arsenic	<2.0		µg/L	0	GE
		Arsenic	<2.0		µg/L	0	GE
		Arsenic	<2.0		µg/L	0	WA
		Arsenic	<2.0		µg/L	0	WA
		Arsenic	<2.0		µg/L	0	WA
		Barium	42		µg/L	0	GE
		Barium	42		µg/L	0	GE
		Barium	43		µg/L	0	WA
		Barium	45		µg/L	0	WA
		Barium	41		µg/L	0	WA
		Cadmium	<2.0		µg/L	0	GE
		Cadmium	<2.0		µg/L	0	GE
		Cadmium	<0.35		µg/L	0	WA
		Cadmium	<0.35		µg/L	0	WA
		Cadmium	<0.35		µg/L	0	WA

● = exceeded holding time. ■ = exceeded primary drinking water standard.

WELL FSB100A collected on 07/10/92, laboratory analyses (cont.)

H	D	Analyte	Result	Mod	Unit	Flag	Lab
		Calcium	27,400		µg/L	0	GE
		Calcium	27,800		µg/L	0	GE
		Calcium	26,700		µg/L	0	WA
		Calcium	27,000		µg/L	0	WA
		Calcium	26,500		µg/L	0	WA
		Chloride	2,280		µg/L	0	GE
		Chloride	2,280		µg/L	0	GE
		Chloride	2,290		µg/L	0	GE
		Chloride	2,310		µg/L	0	WA
		Chloride	2,300		µg/L	0	WA
		Chromium	<4.0		µg/L	0	GE
		Chromium	<4.0		µg/L	0	GE
		Chromium	2.2	J3	µg/L	0	WA
		Chromium	1.8	J3	µg/L	0	WA
		Chromium	2.9	J3	µg/L	0	WA
		Cobalt	<4.0		µg/L	0	GE
		Cobalt	<4.0		µg/L	0	GE
		Cobalt	<0.88		µg/L	0	WA
		Cobalt	<0.88		µg/L	0	WA
		Cobalt	<0.88		µg/L	0	WA
		Copper	<4.0		µg/L	0	GE
		Copper	<4.0		µg/L	0	GE
		Copper	<1.1		µg/L	0	WA
		Copper	<1.1		µg/L	0	WA
		Copper	<1.1		µg/L	0	WA
		Cyanide	<5.0		µg/L	0	GE
		Cyanide	<5.0		µg/L	0	GE
		Cyanide	<5.0		µg/L	0	GE
		Cyanide	<5.0		µg/L	0	WA
		Cyanide	<5.0		µg/L	0	WA
		Cyanide	<5.0		µg/L	0	WA
		Fluoride	<100		µg/L	0	GE
		Fluoride	<100		µg/L	0	GE
		Fluoride	<100		µg/L	0	GE
		Fluoride	<100		µg/L	0	WA
		Fluoride	<100		µg/L	0	WA
		Iron	<4.0		µg/L	0	GE
		Iron	<4.0		µg/L	0	GE
		Iron	4.2	J3	µg/L	0	WA
		Iron	3.3	J3	µg/L	0	WA
		Iron	8.9	J3	µg/L	0	WA
		Lead	<3.0		µg/L	0	GE
		Lead	<3.0		µg/L	0	GE
		Lead	<3.0		µg/L	0	GE
		Lead	<2.0		µg/L	0	WA
		Lead	<2.0		µg/L	0	WA
		Lead	<2.0		µg/L	0	WA
		Magnesium	1,570		µg/L	0	GE
		Magnesium	1,570		µg/L	0	GE
		Magnesium	1,510		µg/L	0	WA
		Magnesium	1,530		µg/L	0	WA
		Magnesium	1,460		µg/L	0	WA
		Manganese	<2.0		µg/L	0	GE
		Manganese	<2.0		µg/L	0	GE
		Manganese	2.2		µg/L	0	WA
		Manganese	1.9	J3	µg/L	0	WA

● = exceeded holding time. ■ = exceeded primary drinking water standard.

WELL FS/3100A collected on 07/10/92, laboratory analyses (cont.)

H	D	Analyte	Result	Mod	Unit	Flag	Lab
		Manganese	1.1	J3	µg/L	0	WA
		Mercury	<0.20		µg/L	0	GE
		Mercury	<0.20		µg/L	0	GE
		Mercury	<0.20		µg/L	0	WA
		Mercury	<0.20		µg/L	0	WA
		Nickel	<4.0		µg/L	0	GE
		Nickel	<4.0		µg/L	0	GE
		Nickel	3.3	J3	µg/L	0	WA
		Nickel	<3.1		µg/L	0	WA
		Nickel	<3.1		µg/L	0	WA
		Nitrate as nitrogen	5,120		µg/L	1	WA
		Nitrate as nitrogen	5,400		µg/L	1	WA
		Nitrate-nitrite as nitrogen	5,800		µg/L	1	GE
		Nitrate-nitrite as nitrogen	5,900		µg/L	1	GE
		Potassium	1,520		µg/L	0	GE
		Potassium	1,540		µg/L	0	GE
		Potassium	1,670		µg/L	0	WA
		Potassium	1,840		µg/L	0	WA
		Potassium	1,720		µg/L	0	WA
		Selenium	<2.0	J1	µg/L	0	GE
		Selenium	<2.0	J1	µg/L	0	GE
		Selenium	<2.0	J1	µg/L	0	GE
		Selenium	<2.0		µg/L	0	WA
		Selenium	<2.0		µg/L	0	WA
		Selenium	<2.0		µg/L	0	WA
		Silica	16,500		µg/L	0	GE
		Silica	16,600		µg/L	0	GE
		Silica	14,100		µg/L	0	WA
		Silica	14,300		µg/L	0	WA
		Silica	13,500		µg/L	0	WA
		Silver	<2.0		µg/L	0	GE
		Silver	<2.0		µg/L	0	GE
		Silver	<0.70		µg/L	0	WA
		Silver	<0.70		µg/L	0	WA
		Silver	<0.70		µg/L	0	WA
		Sodium	6,500		µg/L	0	GE
		Sodium	6,510		µg/L	0	GE
		Sodium	7,200		µg/L	0	WA
		Sodium	7,230		µg/L	0	WA
		Sodium	6,700		µg/L	0	WA
		Sulfate	1,220		µg/L	0	GE
		Sulfate	1,260		µg/L	0	GE
		Sulfate	1,270		µg/L	0	GE
		Sulfate	<2,500		µg/L	0	WA
		Sulfate	<2,500		µg/L	0	WA
		Thallium	<2.0		µg/L	0	GE
		Thallium	<2.0		µg/L	0	GE
		Thallium	<2.0		µg/L	0	GE
		Thallium	<2.0		µg/L	0	WA
		Thallium	<2.0		µg/L	0	WA
		Thallium	<2.0		µg/L	0	WA
		Total dissolved solids	111,000		µg/L	0	GE
		Total dissolved solids	113,000		µg/L	0	GE
		Total dissolved solids	138,000		µg/L	0	GE
		Total dissolved solids	103,000		µg/L	0	WA
		Total dissolved solids	116,000		µg/L	0	WA

● = exceeded holding time. ■ = exceeded primary drinking water standard.

WELL FSB100A collected on 07/10/92, laboratory analyses (cont.)

H	D	Analyte	Result	Mod	Unit	Flag	Lab
		Total dissolved solids	116,000		µg/L	0	WA
		Total organic carbon	<1,000		µg/L	0	GE
		Total organic carbon	<1,000		µg/L	0	GE
		Total organic carbon	<1,000		µg/L	0	GE
		Total organic carbon	<500		µg/L	0	WA
		Total organic carbon	<500		µg/L	0	WA
		Total organic halogens	<5.0		µg/L	0	GE
		Total organic halogens	<5.0		µg/L	0	GE
		Total organic halogens	17		µg/L	0	WA
		Total organic halogens	36		µg/L	1	WA
		Total phosphates (as P)	126		µg/L	0	GE
		Total phosphates (as P)	186		µg/L	0	GE
		Total phosphates (as P)	279		µg/L	0	WA
		Total phosphates (as P)	225		µg/L	0	WA
		Uranium	<20		µg/L	0	GE
		Uranium	<20		µg/L	0	GE
		Uranium	0.31		µg/L	0	TM
		Uranium	0.30		µg/L	0	TM
		Uranium	0.36		µg/L	0	TM
		Vanadium	<8.0		µg/L	0	GE
		Vanadium	<8.0		µg/L	0	GE
		Vanadium	<0.88		µg/L	0	WA
		Vanadium	<0.88		µg/L	0	WA
		Vanadium	2.5	J3	µg/L	0	WA
		Zinc	3.7		µg/L	0	GE
		Zinc	4.2		µg/L	0	GE
		Zinc	7.0		µg/L	0	WA
		Zinc	6.5		µg/L	0	WA
		Zinc	8.7		µg/L	0	WA
		Gross alpha	<2.0E+00		pCi/L	0	GE
		Gross alpha	<2.0E+00		pCi/L	0	GE
		Gross alpha	<2.0E+00		pCi/L	0	GE
		Gross alpha	1.8E+00 ± 8.0E-01		pCi/L	0	TM
		Gross alpha	1.5E+00 ± 8.0E-01		pCi/L	0	TM
		Gross alpha	1.4E+00 ± 7.0E-01		pCi/L	0	TM
		Nonvolatile beta	2.6E+00 ± 1.6E+00		pCi/L	0	GE
		Nonvolatile beta	2.9E+00 ± 1.6E+00		pCi/L	0	GE
		Nonvolatile beta	3.3E+00 ± 1.5E+00		pCi/L	0	GE
		Nonvolatile beta	6.4E+00 ± 1.2E+00		pCi/L	0	TM
		Nonvolatile beta	8.4E+00 ± 1.3E+00		pCi/L	0	TM
		Nonvolatile beta	6.9E+00 ± 1.2E+00		pCi/L	0	TM
		Radium-226	1.3E+00 ± 5.9E-01		pCi/L	0	TM
		Radium-226	1.1E+00 ± 4.2E-01		pCi/L	0	TM
		Radium-226	7.3E-01 ± 3.3E-01		pCi/L	0	TM
		Radium-228	1.9E+00 ± 1.2E+00		pCi/L	0	TM
		Radium-228	<7.0E-01		pCi/L	0	TM
		Radium-228	1.4E+00 ± 8.5E-01		pCi/L	0	TM
		Total alpha-emitting radium	<1.0E+00		pCi/L	0	GE
		Total alpha-emitting radium	<1.0E+00		pCi/L	0	GE
	■	Tritium	1.6E+02 ± 1.9E+00		pCi/mL	2	GE
	■	Tritium	1.6E+02 ± 1.9E+00		pCi/mL	2	GE
		Tritium	1.8E+00 ± 1.3E-01		pCi/mL	0	TM
	■	Tritium	1.7E+02 ± 1.2E+01		pCi/mL	2	TM
	■	Tritium	1.8E+02 ± 1.3E+01		pCi/mL	2	TM

● = exceeded holding time. ■ = exceeded primary drinking water standard.

WELL FSB101A

SRS Coord.	Lat/Longitude	Screen Zone Elevation	Top of Casing	Casing	Formation
N75719.0 E51191.3	33.276765 °N 81.679085 °W	102.9-92.9 ft msl	285.2 ft msl	4" PVC	U. Congaree (IIA)

FIELD MEASUREMENTS

Sample date: 07/08/92
Depth to water: 133.22 ft (40.61 m) below TOC
Water elevation: 151.98 ft (46.32 m) msl
Sp. conductance: 164 µS/cm
Water evacuated before sampling: 155 gal

Time: 14:40
pH: 6.8
Alkalinity: 49 mg/L
Water temperature: 21.5°C

LABORATORY ANALYSES

H	D	Analyte	Result	Mod	Unit	Flag	Lab
•		pH	6.9	J	pH	0	GE
		Specific conductance	145		µS/cm	0	GE
		Aluminum	73		µg/L	2	GE
		Antimony	<2.0	J1	µg/L	0	GE
		Arsenic	<2.0		µg/L	0	GE
		Barium	35		µg/L	0	GE
		Cadmium	<2.0		µg/L	0	GE
		Calcium	26,300		µg/L	0	GE
		Chloride	2,570		µg/L	0	GE
		Chromium	<4.0		µg/L	0	GE
		Cobalt	<4.0		µg/L	0	GE
		Copper	<4.0		µg/L	0	GE
		Cyanide	<5.0		µg/L	0	GE
		Fluoride	<100		µg/L	0	GE
		Fluoride	<100		µg/L	0	GE
		Iron	<4.0		µg/L	0	GE
		Lead	<3.0		µg/L	0	GE
		Magnesium	683		µg/L	0	GE
		Manganese	3.3		µg/L	0	GE
		Mercury	<0.20		µg/L	0	GE
		Nickel	<4.0		µg/L	0	GE
		Nitrate-nitrite as nitrogen	1,540		µg/L	0	GE
		Potassium	2,790		µg/L	0	GE
		Selenium	<2.0		µg/L	0	GE
		Silica	16,300		µg/L	0	GE
		Silver	<2.0		µg/L	0	GE
		Sodium	3,040		µg/L	0	GE
		Sulfate	1,600		µg/L	0	GE
		Thallium	<2.0		µg/L	0	GE
		Total dissolved solids	106,000	V	µg/L	0	GE
		Total dissolved solids	114,000	V	µg/L	0	GE
		Total organic carbon	<1,000		µg/L	0	GE
		Total organic halogens	<5.0		µg/L	0	GE
		Total organic halogens	<5.0		µg/L	0	GE
		Total phosphates (as P)	121		µg/L	0	GE
		Uranium	<20		µg/L	0	GE
		Vanadium	<8.0		µg/L	0	GE
		Zinc	2.1		µg/L	0	GE
		Gross alpha	<2.0E+00		pCi/L	0	GE

• = exceeded holding time. ■ = exceeded primary drinking water standard.

WELL FSB101A collected on 07/08/92, laboratory analyses (cont.)

H	D	Analyte	Result	Mod	Unit	Flag	Lab
		Nonvolatile beta	<2.0E+00		pCi/L	0	GE
		Total alpha-emitting radium	<1.0E+00		pCi/L	0	GE
		Tritium	<7.0E-01		pCi/mL	0	GE

WELL FSB102C

SRS Coord.	Lat/Longitude	Screen Zone Elevation	Top of Casing	Casing	Formation
N73582.9 E50834.8	33.271459 °N 81.675873 °W	155.9-145.9 ft msl	201.1 ft msl	4" PVC	Barnwell (IIB_1)

FIELD MEASUREMENTS

Sample date: 07/13/92
Depth to water: 5.91 ft (1.80 m) below TOC
Water elevation: 195.19 ft (59.49 m) msl
Sp. conductance: 298 µS/cm
Water evacuated before sampling: 129 gal

Time: 8:25
pH: 4.1
Alkalinity: 0 mg/L
Water temperature: 19.0°C

LABORATORY ANALYSES

H	D	Analyte	Result	Mod	Unit	Flag	Lab
●		pH	4.6	J	pH	0	GE
		Specific conductance	290		µS/cm	1	GE
		Aluminum	710		µg/L	2	GE
		Antimony	<2.0		µg/L	0	GE
		Arsenic	<2.0		µg/L	0	GE
		Barium	80		µg/L	0	GE
	■	Cadmium	5.0		µg/L	2	GE
		Calcium	13,900	J2	µg/L	0	GE
		Chloride	1,680		µg/L	0	GE
		Chromium	<4.0		µg/L	0	GE
		Cobalt	32		µg/L	1	GE
		Copper	<4.0		µg/L	0	GE
		Cyanide	<5.0		µg/L	0	GE
		Fluoride	275		µg/L	0	GE
		Iron	<4.0		µg/L	0	GE
		Lead	<3.0		µg/L	0	GE
		Magnesium	4,480	J2	µg/L	0	GE
		Manganese	736		µg/L	2	GE
		Mercury	0.58		µg/L	0	GE
		Nickel	12		µg/L	0	GE
	■	Nitrate-nitrite as nitrogen	35,000		µg/L	2	GE
		Potassium	920		µg/L	0	GE
		Selenium	<2.0	J1	µg/L	0	GE
		Silica	10,100		µg/L	0	GE
		Silver	<2.0		µg/L	0	GE
		Sodium	29,300		µg/L	0	GE
		Sulfate	<1,000		µg/L	0	GE
		Thallium	<2.0		µg/L	0	GE
		Total dissolved solids	223,000	V	µg/L	0	GE
		Total dissolved solids	227,000	V	µg/L	0	GE
		Total organic carbon	<1,000		µg/L	0	GE

● = exceeded holding time. ■ = exceeded primary drinking water standard.

WELL FSB102C collected on 07/13/92, laboratory analyses (cont.)

H	D	Analyte	Result	Mod	Unit	Flag	Lab
		Total organic halogens	<5.0		µg/L	0	GE
		Total phosphates (as P)	63		µg/L	0	GE
		Uranium	<20		µg/L	0	GE
		Vanadium	<8.0		µg/L	0	GE
		Zinc	37		µg/L	0	GE
		Antimony-125	<2.0E+01		pCi/L	0	GP
		Cerium-144	<6.0E+01		pCi/L	0	GP
		Cesium-134	<1.0E+01		pCi/L	0	GP
		Cesium-137	<1.0E+01		pCi/L	0	GP
		Chromium-51	<1.1E+02		pCi/L	0	EM
		Cobalt-57	<1.0E+01		pCi/L	0	GP
		Cobalt-60	<1.0E+01		pCi/L	0	GP
		Europium-152	<4.0E+01		pCi/L	0	GP
		Europium-154	<2.0E+01		pCi/L	0	GP
		Europium-155	<3.0E+01		pCi/L	0	GP
		Gross alpha	<2.0E+00		pCi/L	0	GE
		Iodine-131	<2.0E+01		pCi/L	0	EM
		Manganese-54	<1.0E+01		pCi/L	0	GP
		Niobium-95	<1.5E+01		pCi/L	0	EM
	■	Nonvolatile beta	3.8E+02 ± 1.1E+01		pCi/L	2	GE
		Potassium-40	<1.1E+02		pCi/L	0	GP
		Promethium-144	<1.0E+01		pCi/L	0	GP
		Promethium-146	<1.0E+01		pCi/L	0	GP
		Ruthenium-106	<9.0E+01		pCi/L	0	GP
		Ruthenium-106	<1.3E+02		pCi/L	0	EM
		Sodium-22	<1.0E+01		pCi/L	0	GP
		Total activity	9.9E+05 ± 2.5E+04		pCi/L	0	EM
	■	Total alpha-emitting radium	6.1E+00 ± 1.5E+00		pCi/L	2	GE
	■	Tritium	9.5E+02 ± 4.6E+00		pCi/mL	2	GE
		Yttrium-88	<6.0E+01		pCi/L	0	GP
		Zinc-65	<2.0E+01		pCi/L	0	GP
		Zirconium-95	<2.0E+01		pCi/L	0	EM

● = exceeded holding time. ■ = exceeded primary drinking water standard.

WELL FSB103C

SRS Coord.	Lat/Longitude	Screen Zone Elevation	Top of Casing	Casing	Formation
N74210.0 E49651.3	33.270915 °N 81.680207 °W	157.1-147.1 ft msl	242.4 ft msl	4" PVC	Barnwell (IIB_1)

FIELD MEASUREMENTS

Sample date: 07/13/92
Depth to water: 39.18 ft (11.94 m) below TOC
Water elevation: 203.22 ft (61.94 m) msl
Sp. conductance: 246 µS/cm
Water evacuated before sampling: 147 gal

Time: 13:05
pH: 5.4
Alkalinity: 5 mg/L
Water temperature: 24.0°C

LABORATORY ANALYSES

H	D	Analyte	Result	Mod	Unit	Flag	Lab
●		pH	5.8	J	pH	0	GE
●		pH	6.0	J	pH	0	GE
		Specific conductance	235		µS/cm	0	GE
		Aluminum	<20		µg/L	0	GE
		Antimony	<2.0		µg/L	0	GE
		Arsenic	<2.0		µg/L	0	GE
		Barium	40		µg/L	0	GE
		Cadmium	<2.0		µg/L	0	GE
		Calcium	29,800	J2	µg/L	0	GE
		Chloride	2,390		µg/L	0	GE
		Chromium	<4.0		µg/L	0	GE
		Cobalt	<4.0		µg/L	0	GE
		Copper	4.3		µg/L	0	GE
		Cyanide	<5.0		µg/L	0	GE
		Fluoride	<100		µg/L	0	GE
		Iron	<4.0		µg/L	0	GE
		Lead	<3.0		µg/L	0	GE
		Magnesium	2,870	J2	µg/L	0	GE
		Manganese	18		µg/L	0	GE
		Mercury	<0.20		µg/L	0	GE
		Mercury	<0.20		µg/L	0	GE
		Nickel	7.5		µg/L	0	GE
	■	Nitrate-nitrite as nitrogen	25,800		µg/L	2	GE
		Potassium	1,070		µg/L	0	GE
		Selenium	<2.0	J1	µg/L	0	GE
		Silica	13,600		µg/L	0	GE
		Silver	<2.0		µg/L	0	GE
		Sodium	10,100		µg/L	0	GE
		Sulfate	<1,000		µg/L	0	GE
		Thallium	<2.0		µg/L	0	GE
		Total dissolved solids	210,000	V	µg/L	0	GE
		Total organic carbon	<1,000		µg/L	0	GE
		Total organic halogens	<5.0		µg/L	0	GE
		Total phosphates (as P)	143		µg/L	0	GE
		Uranium	<20		µg/L	0	GE
		Vanadium	<8.0		µg/L	0	GE
		Zinc	36		µg/L	0	GE
		Gross alpha	<2.0E+00		pCi/L	0	GE
		Nonvolatile beta	2.0E+01 ± 2.7E+00		pCi/L	0	GE

● = exceeded holding time. ■ = exceeded primary drinking water standard.

WELL FSB103C collected on 07/13/92, laboratory analyses (cont.)

H	D	Analyte	Result	Mod	Unit	Flag	Lab
		Total activity	7.3E+05 ± 6.3E+03		pCi/L	0	EM
		Total alpha-emitting radium	<1.0E+00		pCi/L	0	GE
		Total alpha-emitting radium	<1.0E+00		pCi/L	0	GE
	■	Tritium	6.7E+02 ± 3.9E+00		pCi/mL	2	GE

WELL FSB104C

SRS Coord.	Lat/Longitude	Screen Zone Elevation	Top of Casing	Casing	Formation
N73872.6 E49248.6	33.269511 °N 81.680612 °W	160.7-150.7 ft msl	219.1 ft msl	4" PVC	Barnwell (IIB_1)

FIELD MEASUREMENTS

Sample date: 07/13/92
Depth to water: 17.61 ft (5.37 m) below TOC
Water elevation: 201.49 ft (61.41 m) msl
Sp. conductance: 408 µS/cm
Water evacuated before sampling: 133 gal

Time: 10:45
pH: 4.8
Alkalinity: 0 mg/L
Water temperature: 20.4°C

LABORATORY ANALYSES

H	D	Analyte	Result	Mod	Unit	Flag	Lab
●		pH	5.2	J	pH	0	GE
		Specific conductance	392		µS/cm	1	GE
		Specific conductance	392		µS/cm	1	GE
		Aluminum	253		µg/L	2	GE
		Antimony	<2.0		µg/L	0	GE
		Arsenic	<2.0		µg/L	0	GE
		Barium	87		µg/L	0	GE
		Cadmium	<2.0		µg/L	0	GE
		Calcium	46,500	J2	µg/L	0	GE
		Chloride	2,720		µg/L	0	GE
		Chromium	<4.0		µg/L	0	GE
		Cobalt	<4.0		µg/L	0	GE
		Copper	6.9		µg/L	0	GE
		Cyanide	<5.0		µg/L	0	GE
		Fluoride	<100		µg/L	0	GE
		Iron	18		µg/L	0	GE
		Lead	3.2		µg/L	0	GE
		Magnesium	6,340	J2	µg/L	0	GE
		Manganese	38		µg/L	1	GE
		Mercury	<0.20		µg/L	0	GE
		Mercury	<0.20		µg/L	0	GE
		Nickel	18		µg/L	0	GE
	■	Nitrate-nitrite as nitrogen	50,400		µg/L	2	GE
		Potassium	1,520		µg/L	0	GE
		Selenium	<2.0	J1	µg/L	0	GE
		Silica	12,100		µg/L	0	GE
		Silver	<2.0		µg/L	0	GE
		Sodium	18,200		µg/L	0	GE
		Sulfate	<1,000		µg/L	0	GE
		Thallium	<2.0		µg/L	0	GE

● = exceeded holding time. ■ = exceeded primary drinking water standard.

WELL FSB104C collected on 07/13/92, laboratory analyses (cont.)

H	D	Analyte	Result	Mod	Unit	Flag	Lab
		Total dissolved solids	326,000	V	µg/L	0	GE
		Total organic carbon	<1,000		µg/L	0	GE
		Total organic carbon	<1,000		µg/L	0	GE
		Total organic halogens	<5.0		µg/L	0	GE
		Total phosphates (as P)	<50		µg/L	0	GE
		Uranium	<20		µg/L	0	GE
		Vanadium	<8.0		µg/L	0	GE
		Zinc	70		µg/L	0	GE
		Gross alpha	<2.0E+00		pCi/L	0	GE
		Nonvolatile beta	4.9E+01 ± 4.0E+00		pCi/L	1	GE
		Total activity	1.3E+06 ± 2.8E+04		pCi/L	0	EM
		Total alpha-emitting radium	<1.0E+00		pCi/L	0	GE
	■	Tritium	1.3E+03 ± 5.2E+00		pCi/mL	2	GE

WELL FSB104D

SRS Coord.	Lat/Longitude	Screen Zone Elevation	Top of Casing	Casing	Formation
N73865.2 E49255.4	33.269506 °N 81.680579 °W	210.4-190.4 ft msl	219.2 ft msl	4" PVC	Water table (IIB_2)

FIELD MEASUREMENTS

Sample date: 07/13/92
Depth to water: 14.08 ft (4.29 m) below TOC
Water elevation: 205.12 ft (62.52 m) msl
Sp. conductance: 853 µS/cm
Water evacuated before sampling: 39 gal

Time: 10:20
pH: 3.5
Alkalinity: 0 mg/L
Water temperature: 20.8°C

LABORATORY ANALYSES

H	D	Analyte	Result	Mod	Unit	Flag	Lab
●		pH	3.7	J	pH	1	GE
		Specific conductance	920		µS/cm	2	GE
		Aluminum	45,500		µg/L	2	GE
		Antimony	<2.0		µg/L	0	GE
		Arsenic	<2.0		µg/L	0	GE
		Barium	218		µg/L	0	GE
	■	Cadmium	9.6		µg/L	2	GE
		Calcium	2,870	J2	µg/L	0	GE
		Chloride	2,090		µg/L	0	GE
		Chromium	<4.0		µg/L	0	GE
		Cobalt	37		µg/L	1	GE
		Copper	46		µg/L	0	GE
		Cyanide	<5.0		µg/L	0	GE
		Fluoride	345		µg/L	0	GE
		Iron	53		µg/L	0	GE
		Lead	3.3		µg/L	0	GE
		Magnesium	1,930		µg/L	0	GE
		Manganese	949		µg/L	2	GE
		Mercury	<0.20		µg/L	0	GE
		Nickel	22		µg/L	0	GE
	■	Nitrate-nitrite as nitrogen	122,000		µg/L	2	GE

● = exceeded holding time. ■ = exceeded primary drinking water standard.

WELL FSB104D collected on 07/13/92, laboratory analyses (cont.)

H	D	Analyte	Result	Mod	Unit	Flag	Lab
		Potassium	925		µg/L	0	GE
		Selenium	<2.0		µg/L	0	GE
		Silica	34,400		µg/L	0	GE
		Silver	<2.0		µg/L	0	GE
		Sodium	46,700		µg/L	0	GE
		Sulfate	2,940		µg/L	0	GE
		Thallium	<2.0		µg/L	0	GE
		Total dissolved solids	409,000	V	µg/L	0	GE
		Total organic carbon	<1,000		µg/L	0	GE
		Total organic halogens	<5.0		µg/L	0	GE
		Total phosphates (as P)	<50		µg/L	0	GE
	■	Uranium	1,190		µg/L	2	GE
		Vanadium	<8.0		µg/L	0	GE
		Zinc	65		µg/L	0	GE
		Antimony-125	<2.0E+01		pCi/L	0	GP
		Cerium-144	<6.0E+01		pCi/L	0	GP
		Cesium-134	<1.0E+01		pCi/L	0	GP
		Cesium-137	<1.0E+01		pCi/L	0	GP
		Chromium-51	<1.1E+02		pCi/L	0	EM
		Cobalt-57	<1.0E+01		pCi/L	0	GP
		Cobalt-60	<1.0E+01		pCi/L	0	GP
		Europium-152	<4.0E+01		pCi/L	0	GP
		Europium-154	<2.0E+01		pCi/L	0	GP
		Europium-155	<3.0E+01		pCi/L	0	GP
	■	Gross alpha	4.9E+02 ± 1.9E+01		pCi/L	2	GE
		Iodine-131	<2.0E+01		pCi/L	0	EM
		Manganese-54	<1.0E+01		pCi/L	0	GP
		Niobium-95	<1.5E+01		pCi/L	0	EM
	■	Nonvolatile beta	1.3E+03 ± 3.6E+01		pCi/L	2	GE
		Potassium-40	<1.1E+02		pCi/L	0	GP
		Promethium-144	<1.0E+01		pCi/L	0	GP
		Promethium-146	<1.0E+01		pCi/L	0	GP
		Ruthenium-106	<9.0E+01		pCi/L	0	GP
		Ruthenium-106	<1.3E+02		pCi/L	0	EM
		Sodium-22	<1.0E+01		pCi/L	0	GP
		Total activity	7.3E+06 ± 1.5E+05		pCi/L	0	EM
	■	Total alpha-emitting radium	4.1E+01 ± 3.6E+00		pCi/L	2	GE
	■	Tritium	7.7E+03 ± 1.3E+01		pCi/mL	2	GE
		Yttrium-88	<6.0E+01		pCi/L	0	GP
		Zinc-65	<2.0E+01		pCi/L	0	GP
		Zirconium-95	<2.0E+01		pCi/L	0	EM

● = exceeded holding time. ■ = exceeded primary drinking water standard.

WELL FSB105C

SRS Coord.	Lat/Longitude	Screen Zone Elevation	Top of Casing	Casing	Formation
N75234.2 E49828.0	33.273468 °N 81.681732 °W	151.5-141.5 ft msl	285.8 ft msl	4" PVC	Barnwell (IIB_1)

FIELD MEASUREMENTS

Sample date: 07/15/92
Depth to water: 77.51 ft (23.63 m) below TOC
Water elevation: 208.29 ft (63.49 m) msl
Sp. conductance: 1538 µS/cm
Water evacuated before sampling: 175 gal

Time: 11:25
pH: 3.3
Alkalinity: 0 mg/L
Water temperature: 21.7°C

LABORATORY ANALYSES

H	D	Analyte	Result	Mod	Unit	Flag	Lab
●		pH	3.6	J	pH	1	GE
		Specific conductance	1,300		µS/cm	2	GE
		Aluminum	23,900		µg/L	2	GE
		Antimony	<2.0		µg/L	0	GE
		Antimony	<2.0		µg/L	0	GE
		Arsenic	<2.0		µg/L	0	GE
		Arsenic	<2.0		µg/L	0	GE
		Barium	249		µg/L	0	GE
	■	Cadmium	5.2		µg/L	2	GE
		Calcium	5,270	J2	µg/L	0	GE
		Chloride	3,050		µg/L	0	GE
		Chromium	<4.0		µg/L	0	GE
		Cobalt	227		µg/L	2	GE
		Copper	22		µg/L	0	GE
●		Cyanide	<5.0	J	µg/L	0	GE
●		Cyanide	<5.0	J	µg/L	0	GE
		Fluoride	704		µg/L	0	GE
		Iron	12		µg/L	0	GE
		Lead	<3.0		µg/L	0	GE
		Lead	<3.0		µg/L	0	GE
		Magnesium	2,360		µg/L	0	GE
		Manganese	2,210		µg/L	2	GE
		Mercury	<0.20		µg/L	0	GE
		Nickel	30		µg/L	0	GE
	■	Nitrate-nitrite as nitrogen	200,000		µg/L	2	GE
		Potassium	547		µg/L	0	GE
		Selenium	<2.0		µg/L	0	GE
		Selenium	<2.0		µg/L	0	GE
		Silica	10,100		µg/L	0	GE
		Silver	<2.0		µg/L	0	GE
		Sodium	21,900		µg/L	0	GE
		Sulfate	2,020		µg/L	0	GE
		Thallium	<2.0		µg/L	0	GE
		Thallium	<2.0		µg/L	0	GE
		Total dissolved solids	627,000	V	µg/L	0	GE
		Total organic carbon	<1,000		µg/L	0	GE
		Total organic carbon	<1,000		µg/L	0	GE
		Total organic halogens	<5.0		µg/L	0	GE
		Total phosphates (as P)	70		µg/L	0	GE

● = exceeded holding time. ■ = exceeded primary drinking water standard.

WELL FSB105C collected on 07/15/92, laboratory analyses (cont.)

H	D	Analyte	Result	Mod	Unit	Flag	Lab
	■	Uranium	133		µg/L	2	GE
		Vanadium	<8.0		µg/L	0	GE
		Zinc	58		µg/L	0	GE
		Antimony-125	<2.0E+01		pCi/L	0	GP
		Cerium-144	<6.0E+01		pCi/L	0	GP
		Cesium-134	<1.0E+01		pCi/L	0	GP
		Cesium-137	<1.0E+01		pCi/L	0	GP
		Chromium-51	<1.1E+02		pCi/L	0	EM
		Cobalt-57	<1.0E+01		pCi/L	0	GP
		Cobalt-60	<1.0E+01		pCi/L	0	GP
		Europium-152	<4.0E+01		pCi/L	0	GP
		Europium-154	<2.0E+01		pCi/L	0	GP
		Europium-155	<3.0E+01		pCi/L	0	GP
	■	Gross alpha	2.0E+02 ± 2.4E+01		pCi/L	2	GE
		Iodine-131	<2.0E+01		pCi/L	0	EM
		Manganese-54	<1.0E+01		pCi/L	0	GP
		Niobium-95	<1.5E+01		pCi/L	0	EM
	■	Nonvolatile beta	1.2E+03 ± 3.0E+01		pCi/L	2	GE
		Potassium-40	<1.1E+02		pCi/L	0	GP
		Promethium-144	<1.0E+01		pCi/L	0	GP
		Promethium-146	<1.0E+01		pCi/L	0	GP
		Ruthenium-106	<9.0E+01		pCi/L	0	GP
		Ruthenium-106	<1.3E+02		pCi/L	0	EM
		Sodium-22	<1.0E+01		pCi/L	0	GP
		Total activity	9.8E+06 ± 1.7E+05		pCi/L	0	EM
	■	Total alpha-emitting radium	1.1E+02 ± 5.8E+00		pCi/L	2	GE
	■	Tritium	9.0E+03 ± 1.4E+01		pCi/mL	2	GE
	■	Tritium	9.2E+03 ± 1.4E+01		pCi/mL	2	GE
		Yttrium-88	<6.0E+01		pCi/L	0	GP
		Zinc-65	<2.0E+01		pCi/L	0	GP
		Zirconium-95	<2.0E+01		pCi/L	0	EM

WELL FSB105DR

SRS Coord.	Lat/Longitude	Screen Zone Elevation	Top of Casing	Casing	Formation
N75258.1 E49841.0	33.273542 °N 81.681744 °W	208.6-188.5 ft msl	285.6 ft msl	4" PVC	Water table (IIB_2)

FIELD MEASUREMENTS

Sample date: 07/15/92
Depth to water: 74.33 ft (22.66 m) below TOC
Water elevation: 211.27 ft (64.40 m) msl
Sp. conductance: 2760 µS/cm
Water evacuated before sampling: 60 gal

Time: 10:55
pH: 2.9
Alkalinity: 0 mg/L
Water temperature: 22.1°C

LABORATORY ANALYSES

H	D	Analyte	Result	Mod	Unit	Flag	Lab
	●	pH	3.4	J	pH	1	GE
		Specific conductance	2,720		µS/cm	2	GE
		Aluminum	56,400		µg/L	2	GE

● = exceeded holding time. ■ = exceeded primary drinking water standard.

WELL FSB105DR collected on 07/15/92, laboratory analyses (cont.)

H	D	Analyte	Result	Mod	Unit	Flag	Lab
		Antimony	<2.0		µg/L	0	GE
		Arsenic	<2.0		µg/L	0	GE
		Barium	1,120		µg/L	1	GE
		Benzene	<1.0		µg/L	0	GE
		Bromodichloromethane	<1.0		µg/L	0	GE
		Bromoform	<1.0		µg/L	0	GE
		Bromomethane (Methyl bromide)	<1.0		µg/L	0	GE
		Cadmium	2.2		µg/L	0	GE
		Calcium	4,030	J2	µg/L	0	GE
		Carbon tetrachloride	<1.0		µg/L	0	GE
		Chloride	1,880		µg/L	0	GE
		Chlorobenzene	<1.0		µg/L	0	GE
		Chloroethane	<1.0		µg/L	0	GE
		Chloroethene (Vinyl chloride)	<1.0		µg/L	0	GE
		2-Chloroethyl vinyl ether	<1.0		µg/L	0	GE
		Chloroform	<1.0		µg/L	0	GE
		Chloromethane (Methyl chloride)	<1.0		µg/L	0	GE
		Chromium	4.0		µg/L	0	GE
		Cobalt	342		µg/L	2	GE
		Copper	99		µg/L	0	GE
		Cyanide	<5.0		µg/L	0	GE
		Dibromochloromethane	<1.0		µg/L	0	GE
		1,1-Dichloroethane	<1.0		µg/L	0	GE
		1,2-Dichloroethane	<1.0		µg/L	0	GE
		1,1-Dichloroethylene	<1.0		µg/L	0	GE
		trans-1,2-Dichloroethylene	<1.0		µg/L	0	GE
		Dichloromethane (Methylene chloride)	1.9	J2	µg/L	0	GE
•		2,4-Dichlorophenoxyacetic acid	<0.30	J	µg/L	0	GE
		1,2-Dichloropropane	<1.0		µg/L	0	GE
		cis-1,3-Dichloropropene	<1.0		µg/L	0	GE
		trans-1,3-Dichloropropene	<1.0		µg/L	0	GE
•		Endrin	<0.0060	J	µg/L	0	GE
		Ethylbenzene	<1.0		µg/L	0	GE
		Fluoride	662		µg/L	0	GE
		Iron	299		µg/L	1	GE
		Lead	9.1		µg/L	1	GE
•		Lindane	<0.0050	J	µg/L	0	GE
		Magnesium	1,260		µg/L	0	GE
		Manganese	3,990		µg/L	2	GE
		Mercury	<0.20		µg/L	0	GE
		Mercury	<0.20		µg/L	0	GE
•		Methoxychlor	<0.50	J	µg/L	0	GE
		Nickel	75		µg/L	1	GE
	■	Nitrate-nitrite as nitrogen	400,000		µg/L	2	GE
		Phenols	<5.0		µg/L	0	GE
		Potassium	2,080		µg/L	0	GE
		Selenium	<2.0		µg/L	0	GE
		Silica	41,800		µg/L	0	GE
		Silver	<2.0		µg/L	0	GE
		Sodium	371,000		µg/L	0	GE
		Sodium	386,000		µg/L	0	GE
		Sulfate	2,940		µg/L	0	GE
		1,1,2,2-Tetrachloroethane	<1.0		µg/L	0	GE
		Tetrachloroethylene	<1.0		µg/L	0	GE
		Thallium	<2.0		µg/L	0	GE
		Toluene	4.3		µg/L	0	GE
		Total dissolved solids	1.8E+06	V	µg/L	0	GE

• = exceeded holding time. ■ = exceeded primary drinking water standard.

WELL FSB105DR collected on 07/15/92, laboratory analyses (cont.)

H	D	Analyte	Result	Mod	Unit	Flag	Lab
		Total organic carbon	1,820		µg/L	0	GE
		Total organic halogens	<5.0		µg/L	0	GE
		Total phosphates (as P)	80		µg/L	0	GE
●		Toxaphene	<0.24	J	µg/L	0	GE
●		2,4,5-TP (Silvex)	<0.090	J	µg/L	0	GE
		1,1,1-Trichloroethane	<1.0		µg/L	0	GE
		1,1,2-Trichloroethane	<1.0		µg/L	0	GE
		Trichloroethylene	<1.0		µg/L	0	GE
		Trichlorofluoromethane	<1.0		µg/L	0	GE
	■	Uranium	1,650		µg/L	2	GE
		Vanadium	<8.0		µg/L	0	GE
		Zinc	108		µg/L	0	GE
		Antimony-125	<2.0E+01		pCi/L	0	GP
		Cerium-144	<6.0E+01		pCi/L	0	GP
		Cesium-134	<1.0E+01		pCi/L	0	GP
		Cesium-137	<1.0E+01		pCi/L	0	GP
		Chromium-51	<1.1E+02		pCi/L	0	EM
		Cobalt-57	<1.0E+01		pCi/L	0	GP
		Cobalt-60	<1.0E+01		pCi/L	0	GP
		Europium-152	<4.0E+01		pCi/L	0	GP
		Europium-154	<2.0E+01		pCi/L	0	GP
		Europium-155	<3.0E+01		pCi/L	0	GP
	■	Gross alpha	2.9E+02 ± 1.8E+01		pCi/L	2	GE
		Iodine-131	<2.0E+01		pCi/L	0	EM
		Manganese-54	<1.0E+01		pCi/L	0	GP
		Niobium-95	<1.5E+01		pCi/L	0	EM
	■	Nonvolatile beta	9.8E+02 ± 3.2E+01		pCi/L	2	GE
		Potassium-40	<1.1E+02		pCi/L	0	GP
		Promethium-144	<1.0E+01		pCi/L	0	GP
		Promethium-146	<1.0E+01		pCi/L	0	GP
		Ruthenium-106	<9.0E+01		pCi/L	0	GP
		Ruthenium-106	<1.3E+02		pCi/L	0	EM
		Sodium-22	<1.0E+01		pCi/L	0	GP
		Total activity	2.6E+07 ± 2.6E+05		pCi/L	0	EM
	■	Total alpha-emitting radium	1.0E+02 ± 6.4E+00		pCi/L	2	GE
	■	Tritium	2.5E+04 ± 2.4E+01		pCi/mL	2	GE
		Yttrium-88	<6.0E+01		pCi/L	0	GP
		Zinc-65	<2.0E+01		pCi/L	0	GP
		Zirconium-95	<2.0E+01		pCi/L	0	EM

● = exceeded holding time. ■ = exceeded primary drinking water standard.

WELL FSB106C

SRS Coord.	Lat/Longitude	Screen Zone Elevation	Top of Casing	Casing	Formation
N74190.1 E50651.3	33.272503 °N 81.677536 °W	166.0-156.0 ft msl	235.1 ft msl	4" PVC	Barnwell (IIB_1)

FIELD MEASUREMENTS

Sample date: 07/13/92
Depth to water: 33.59 ft (10.24 m) below TOC
Water elevation: 201.51 ft (61.42 m) msl
Sp. conductance: 537 µS/cm
Water evacuated before sampling: 120 gal

Time: 9:25
pH: 5.0
Alkalinity: 6 mg/L
Water temperature: 20.2°C

LABORATORY ANALYSES

H	D	Analyte	Result	Mod	Unit	Flag	Lab
●		pH	5.6	J	pH	0	GE
		Specific conductance	500		µS/cm	2	GE
		Aluminum	1,650		µg/L	2	GE
		Antimony	<2.0		µg/L	0	GE
		Arsenic	<2.0		µg/L	0	GE
		Barium	84		µg/L	0	GE
	■	Cadmium	6.1		µg/L	2	GE
		Calcium	20,700	J2	µg/L	0	GE
		Chloride	3,030		µg/L	0	GE
		Chromium	<4.0		µg/L	0	GE
		Cobalt	31		µg/L	1	GE
		Copper	<4.0		µg/L	0	GE
		Cyanide	<5.0		µg/L	0	GE
		Fluoride	395		µg/L	0	GE
		Iron	<4.0		µg/L	0	GE
		Lead	<3.0		µg/L	0	GE
		Magnesium	3,860	J2	µg/L	0	GE
		Manganese	655		µg/L	2	GE
		Mercury	<0.20		µg/L	0	GE
		Nickel	9.4		µg/L	0	GE
	■	Nitrate-nitrite as nitrogen	75,000		µg/L	2	GE
		Potassium	583		µg/L	0	GE
		Selenium	<2.0	J1	µg/L	0	GE
		Silica	4,560		µg/L	0	GE
		Silver	<2.0		µg/L	0	GE
		Sodium	26,100		µg/L	0	GE
		Sulfate	<1,000		µg/L	0	GE
		Thallium	<2.0		µg/L	0	GE
		Total dissolved solids	380,000	V	µg/L	0	GE
		Total organic carbon	<1,000		µg/L	0	GE
		Total organic halogens	<5.0		µg/L	0	GE
		Total organic halogens	<5.0		µg/L	0	GE
		Total phosphates (as P)	<50		µg/L	0	GE
		Total phosphates (as P)	<50		µg/L	0	GE
		Uranium	<20		µg/L	0	GE
		Vanadium	<8.0		µg/L	0	GE
		Zinc	23		µg/L	0	GE
		Antimony-125	<2.0E+01		pCi/L	0	GP
		Cerium-144	<6.0E+01		pCi/L	0	GP

● = exceeded holding time. ■ = exceeded primary drinking water standard.

WELL FSB106C collected on 07/13/92, laboratory analyses (cont.)

H	D	Analyte	Result	Mod	Unit	Flag	Lab
		Cesium-134	<1.0E+01		pCi/L	0	GP
		Cesium-137	<1.0E+01		pCi/L	0	GP
		Cobalt-57	<1.0E+01		pCi/L	0	GP
		Cobalt-60	<1.0E+01		pCi/L	0	GP
		Europium-152	<4.0E+01		pCi/L	0	GP
		Europium-154	<2.0E+01		pCi/L	0	GP
		Europium-155	<3.0E+01		pCi/L	0	GP
		Gross alpha	<2.0E+00		pCi/L	0	GE
	■	Gross alpha	3.5E+01 ± 5.7E+00		pCi/L	2	GE
		Manganese-54	<1.0E+01		pCi/L	0	GP
	■	Nonvolatile beta	8.5E+02 ± 2.1E+01		pCi/L	2	GE
		Potassium-40	<1.1E+02		pCi/L	0	GP
		Promethium-144	<1.0E+01		pCi/L	0	GP
		Promethium-146	<1.0E+01		pCi/L	0	GP
		Ruthenium-106	<9.0E+01		pCi/L	0	GP
		Sodium-22	<1.0E+01		pCi/L	0	GP
		Total activity	1.7E+06 ± 3.2E+04		pCi/L	0	EM
	■	Total alpha-emitting radium	2.4E+01 ± 2.9E+00		pCi/L	2	GE
	■	Tritium	1.6E+03 ± 6.1E+00		pCi/mL	2	GE
		Yttrium-88	<6.0E+01		pCi/L	0	GP
		Zinc-65	<2.0E+01		pCi/L	0	GP

WELL FSB106D

SRS Coord.	Lat/Longitude	Screen Zone Elevation	Top of Casing	Casing	Formation
N74193.0 E50636.8	33.272485 °N 81.677580 °W	222.9-202.9 ft msl	234.9 ft msl	4" PVC	Water table (IIB_2)

FIELD MEASUREMENTS

Sample date: 07/14/92
Depth to water: 28.84 ft (8.79 m) below TOC
Water elevation: 206.06 ft (62.81 m) msl
Sp. conductance: 113 μS/cm
Water evacuated before sampling: 1 gal
There was insufficient water to fill all or some sample bottles.

Time: 8:30
pH: 5.8
Alkalinity: 48 mg/L
Water temperature: 23.3°C

LABORATORY ANALYSES

H	D	Analyte	Result	Mod	Unit	Flag	Lab
		Aluminum	<20		μg/L	0	GE
		Antimony	<2.0		μg/L	0	GE
		Arsenic	<2.0		μg/L	0	GE
		Barium	15		μg/L	0	GE
		Benzene	<1.0		μg/L	0	GE
		Bromodichloromethane	<1.0		μg/L	0	GE
		Bromoform	<1.0		μg/L	0	GE
		Bromomethane (Methyl bromide)	<1.0		μg/L	0	GE
		Cadmium	<2.0		μg/L	0	GE
		Calcium	20,900	J2	μg/L	0	GE
		Carbon tetrachloride	<1.0		μg/L	0	GE
		Chlorobenzene	<1.0		μg/L	0	GE
		Chloroethane	<1.0		μg/L	0	GE

● = exceeded holding time. ■ = exceeded primary drinking water standard.

WELL FSB106D collected on 07/14/92, laboratory analyses (cont.)

H	D	Analyte	Result	Mod	Unit	Flag	Lab
		Chloroethene (Vinyl chloride)	<1.0		µg/L	0	GE
		2-Chloroethyl vinyl ether	<1.0		µg/L	0	GE
		Chloroform	<1.0		µg/L	0	GE
		Chloromethane (Methyl chloride)	<1.0		µg/L	0	GE
		Chromium	<4.0		µg/L	0	GE
		Cobalt	<4.0		µg/L	0	GE
		Copper	11		µg/L	0	GE
		Cyanide	<5.0		µg/L	0	GE
		Dibromochloromethane	<1.0		µg/L	0	GE
		1,1-Dichloroethane	<1.0		µg/L	0	GE
		1,2-Dichloroethane	<1.0		µg/L	0	GE
		1,1-Dichloroethylene	<1.0		µg/L	0	GE
		trans-1,2-Dichloroethylene	<1.0		µg/L	0	GE
		Dichloromethane (Methylene chloride)	3.2	J2	µg/L	0	GE
		1,2-Dichloropropane	<1.0		µg/L	0	GE
		cis-1,3-Dichloropropene	<1.0		µg/L	0	GE
		trans-1,3-Dichloropropene	<1.0		µg/L	0	GE
		Ethylbenzene	<1.0		µg/L	0	GE
		Iron	15		µg/L	0	GE
		Lead	<3.0		µg/L	0	GE
		Magnesium	665	J2	µg/L	0	GE
		Manganese	27		µg/L	1	GE
		Mercury	<0.20		µg/L	0	GE
	■	Nickel	208		µg/L	2	GE
		Nitrate-nitrite as nitrogen	1,080		µg/L	0	GE
		Nitrate-nitrite as nitrogen	1,140		µg/L	0	GE
		Phenols	<5.0		µg/L	0	GE
		Potassium	649		µg/L	0	GE
		Selenium	<2.0	J1	µg/L	0	GE
		Silica	4,790		µg/L	0	GE
		Silver	<2.0		µg/L	0	GE
		Sodium	4,080		µg/L	0	GE
		1,1,2,2-Tetrachloroethane	<1.0		µg/L	0	GE
		Tetrachloroethylene	<1.0		µg/L	0	GE
		Thallium	<2.0		µg/L	0	GE
		Toluene	<1.0		µg/L	0	GE
		Total organic carbon	<1,000		µg/L	0	GE
		Total organic halogens	42		µg/L	1	GE
		Total phosphates (as P)	83		µg/L	0	GE
		1,1,1-Trichloroethane	<1.0		µg/L	0	GE
		1,1,2-Trichloroethane	<1.0		µg/L	0	GE
		Trichloroethylene	<1.0		µg/L	0	GE
		Trichlorofluoromethane	<1.0		µg/L	0	GE
		Uranium	<20		µg/L	0	GE
		Vanadium	<8.0		µg/L	0	GE
		Zinc	736		µg/L	0	GE

● = exceeded holding time. ■ = exceeded primary drinking water standard.

WELL FSB107C

SRS Coord.	Lat/Longitude	Screen Zone Elevation	Top of Casing	Casing	Formation
N75184.0 E51158.1	33.275528 °N 81.678133 °W	160.8-150.8 ft msl	270.9 ft msl	4" PVC	Barnwell (IIB_1)

FIELD MEASUREMENTS

Sample date: 07/10/92
Depth to water: 59.69 ft (18.19 m) below TOC
Water elevation: 211.21 ft (64.38 m) msl
Sp. conductance: 195 µS/cm
Water evacuated before sampling: 159 gal

Time: 14:45
pH: 6.3
Alkalinity: 60 mg/L
Water temperature: 21.1°C

LABORATORY ANALYSES

H	D	Analyte	Result	Mod	Unit	Flag	Lab
•		pH	6.9	J	pH	0	GE
		Specific conductance	170		µS/cm	0	GE
		Aluminum	<20		µg/L	0	GE
		Aluminum	<20		µg/L	0	GE
		Antimony	<2.0		µg/L	0	GE
		Arsenic	<2.0		µg/L	0	GE
		Barium	33		µg/L	0	GE
		Barium	33		µg/L	0	GE
		Cadmium	<2.0		µg/L	0	GE
		Cadmium	<2.0		µg/L	0	GE
		Calcium	27,500		µg/L	0	GE
		Calcium	27,700		µg/L	0	GE
		Chloride	2,750		µg/L	0	GE
		Chromium	<4.0		µg/L	0	GE
		Chromium	<4.0		µg/L	0	GE
		Cobalt	<4.0		µg/L	0	GE
		Cobalt	<4.0		µg/L	0	GE
		Copper	<4.0		µg/L	0	GE
		Copper	<4.0		µg/L	0	GE
		Cyanide	<5.0		µg/L	0	GE
		Fluoride	<100		µg/L	0	GE
		Iron	<4.0		µg/L	0	GE
		Iron	<4.0		µg/L	0	GE
		Lead	<3.0		µg/L	0	GE
		Magnesium	2,370		µg/L	0	GE
		Magnesium	2,390		µg/L	0	GE
		Manganese	44		µg/L	1	GE
		Manganese	44		µg/L	1	GE
		Mercury	<0.20		µg/L	0	GE
		Nickel	<4.0		µg/L	0	GE
		Nickel	<4.0		µg/L	0	GE
		Nitrate-nitrite as nitrogen	7,500		µg/L	1	GE
		Potassium	507		µg/L	0	GE
		Potassium	567		µg/L	0	GE
		Selenium	<2.0	J1	µg/L	0	GE
		Silica	8,740		µg/L	0	GE
		Silica	8,840		µg/L	0	GE
		Silver	<2.0		µg/L	0	GE
		Silver	<2.0		µg/L	0	GE

• = exceeded holding time. ■ = exceeded primary drinking water standard.

WELL FSB107C collected on 07/10/92, laboratory analyses (cont.)

H	D	Analyte	Result	Mod	Unit	Flag	Lab
		Sodium	6,640		µg/L	0	GE
		Sodium	6,720		µg/L	0	GE
		Sulfate	<1,000		µg/L	0	GE
		Thallium	<2.0		µg/L	0	GE
		Total dissolved solids	112,000		µg/L	0	GE
		Total organic carbon	<1,000		µg/L	0	GE
		Total organic halogens	<5.0		µg/L	0	GE
		Total organic halogens	<5.0		µg/L	0	GE
		Total phosphates (as P)	149		µg/L	0	GE
		Uranium	<20		µg/L	0	GE
		Vanadium	<8.0		µg/L	0	GE
		Vanadium	<8.0		µg/L	0	GE
		Zinc	7.4		µg/L	0	GE
		Zinc	7.4		µg/L	0	GE
		Gross alpha	<2.0E+00		pCi/L	0	GE
	■	Nonvolatile beta	5.5E+01 ± 4.2E+00		pCi/L	2	GE
		Total alpha-emitting radium	<1.0E+00		pCi/L	0	GE
	■	Tritium	1.4E+02 ± 1.7E+00		pCi/mL	2	GE

WELL FSB107D

SRS Coord.	Lat/Longitude	Screen Zone Elevation	Top of Casing	Casing	Formation
N75177.2 E51149.8	33.275499 °N 81.678141 °W	220.9-200.9 ft msl	271.0 ft msl	4" PVC	Water table (IIB_2)

FIELD MEASUREMENTS

Sample date: 07/15/92
Depth to water: 56.46 ft (17.21 m) below TOC
Water elevation: 214.54 ft (65.39 m) msl
Sp. conductance: 147 µS/cm
Water evacuated before sampling: 45 gal

Time: 12:55
pH: 3.7
Alkalinity: 0 mg/L
Water temperature: 20.7°C

LABORATORY ANALYSES

H	D	Analyte	Result	Mod	Unit	Flag	Lab
●		pH	3.9	J	pH	1	GE
		Specific conductance	130		µS/cm	0	GE
		Aluminum	3,100		µg/L	2	GE
		Antimony	<2.0		µg/L	0	GE
		Arsenic	<2.0		µg/L	0	GE
		Barium	38		µg/L	0	GE
		Cadmium	<2.0		µg/L	0	GE
		Calcium	476		µg/L	0	GE
		Chloride	290		µg/L	0	GE
		Chromium	<4.0		µg/L	0	GE
		Cobalt	6.2		µg/L	0	GE
		Copper	11		µg/L	0	GE
		Cyanide	<5.0		µg/L	0	GE
		Fluoride	205		µg/L	0	GE
		Iron	15		µg/L	0	GE
		Lead	<3.0		µg/L	0	GE

● = exceeded holding time. ■ = exceeded primary drinking water standard.

WELL FSB107D collected on 07/15/92, laboratory analyses (cont.)

H	D	Analyte	Result	Mod	Unit	Flag	Lab
		Magnesium	332		µg/L	0	GE
		Manganese	137		µg/L	2	GE
		Mercury	1.1		µg/L	1	GE
		Mercury	1.2		µg/L	1	GE
		Nickel	5.5		µg/L	0	GE
	■	Nitrate-nitrite as nitrogen	12,400		µg/L	2	GE
		Potassium	<500		µg/L	0	GE
		Selenium	<2.0	J1	µg/L	0	GE
		Silica	20,800		µg/L	0	GE
		Silver	<2.0		µg/L	0	GE
		Sodium	7,380		µg/L	0	GE
		Sulfate	<1,000		µg/L	0	GE
		Thallium	<2.0		µg/L	0	GE
		Total dissolved solids	58,000	V	µg/L	0	GE
		Total organic carbon	2,430		µg/L	0	GE
		Total organic halogens	<5.0		µg/L	0	GE
		Total organic halogens	<5.0		µg/L	0	GE
		Total phosphates (as P)	<50		µg/L	0	GE
	■	Uranium	282		µg/L	2	GE
		Vanadium	<8.0		µg/L	0	GE
		Zinc	16		µg/L	0	GE
		Antimony-125	<2.0E+01		pCi/L	0	GP
		Cerium-144	<6.0E+01		pCi/L	0	GP
		Cesium-134	<1.0E+01		pCi/L	0	GP
		Cesium-137	<1.0E+01		pCi/L	0	GP
		Chromium-51	<1.1E+02		pCi/L	0	EM
		Chromium-51	<1.1E+02		pCi/L	0	EM
		Cobalt-57	<1.0E+01		pCi/L	0	GP
		Cobalt-60	<1.0E+01		pCi/L	0	GP
		Europium-152	<4.0E+01		pCi/L	0	GP
		Europium-154	<2.0E+01		pCi/L	0	GP
		Europium-155	<3.0E+01		pCi/L	0	GP
	■	Gross alpha	1.4E+02 ± 5.0E+00		pCi/L	2	GE
		Iodine-131	<2.0E+01		pCi/L	0	EM
		Iodine-131	<2.0E+01		pCi/L	0	EM
		Manganese-54	<1.0E+01		pCi/L	0	GP
		Niobium-95	<1.5E+01		pCi/L	0	EM
		Niobium-95	<1.5E+01		pCi/L	0	EM
	■	Nonvolatile beta	2.3E+02 ± 8.2E+00		pCi/L	2	GE
		Potassium-40	<1.1E+02		pCi/L	0	GP
		Promethium-144	<1.0E+01		pCi/L	0	GP
		Promethium-146	<1.0E+01		pCi/L	0	GP
		Ruthenium-106	<9.0E+01		pCi/L	0	GP
		Ruthenium-106	<1.3E+02		pCi/L	0	EM
		Ruthenium-106	<1.3E+02		pCi/L	0	EM
		Sodium-22	<1.0E+01		pCi/L	0	GP
	■	Total alpha-emitting radium	7.1E+00 ± 1.8E+00		pCi/L	2	GE
	■	Tritium	8.7E+01 ± 1.4E+00		pCi/mL	2	GE
		Yttrium-88	<6.0E+01		pCi/L	0	GP
		Zinc-65	<2.0E+01		pCi/L	0	GP
		Zirconium-95	<2.0E+01		pCi/L	0	EM
		Zirconium-95	<2.0E+01		pCi/L	0	EM

● = exceeded holding time. ■ = exceeded primary drinking water standard.

WELL FSB108D

SRS Coord.	Lat/Longitude	Screen Zone Elevation	Top of Casing	Casing	Formation
N76260.7 E51142.3	33.277883 °N 81.680266 °W	223.8-203.8 ft msl	298.0 ft msl	4" PVC	Water table (IIB_2)

FIELD MEASUREMENTS

Sample date: 07/14/92
Depth to water: 79.49 ft (24.23 m) below TOC
Water elevation: 218.51 ft (66.60 m) msl
Sp. conductance: 58 µS/cm
Water evacuated before sampling: 9 gal
The well went dry during purging.

Time: 13:30
pH: 5.6
Alkalinity: 13 mg/L
Water temperature: 25.5°C

LABORATORY ANALYSES

H	D	Analyte	Result	Mod	Unit	Flag	Lab
●		pH	6.4	J	pH	0	GE
		Specific conductance	50		µS/cm	0	GE
		Aluminum	84		µg/L	2	GE
		Antimony	<2.0		µg/L	0	GE
		Arsenic	<2.0		µg/L	0	GE
		Barium	14		µg/L	0	GE
		Cadmium	<2.0		µg/L	0	GE
		Calcium	5,710	J2	µg/L	0	GE
		Chloride	2,730		µg/L	0	GE
		Chromium	<4.0		µg/L	0	GE
		Cobalt	<4.0		µg/L	0	GE
		Copper	<4.0		µg/L	0	GE
		Cyanide	<5.0		µg/L	0	GE
		Cyanide	<5.0		µg/L	0	GE
		Fluoride	<100		µg/L	0	GE
		Iron	37		µg/L	0	GE
		Lead	5.2		µg/L	0	GE
		Magnesium	528	J2	µg/L	0	GE
		Manganese	20		µg/L	0	GE
		Mercury	<0.20		µg/L	0	GE
		Nickel	7.1		µg/L	0	GE
		Nitrate-nitrite as nitrogen	1,160		µg/L	0	GE
		Potassium	<500		µg/L	0	GE
		Selenium	<2.0	J1	µg/L	0	GE
		Silica	7,690		µg/L	0	GE
		Silver	<2.0		µg/L	0	GE
		Sodium	3,200		µg/L	0	GE
		Sulfate	<1,000		µg/L	0	GE
		Thallium	<2.0		µg/L	0	GE
		Total dissolved solids	42,000	V	µg/L	0	GE
		Total organic carbon	<1,000		µg/L	0	GE
		Total organic halogens	8.5		µg/L	0	GE
		Total phosphates (as P)	123		µg/L	0	GE
		Uranium	<20		µg/L	0	GE
		Vanadium	<8.0		µg/L	0	GE
		Zinc	34		µg/L	0	GE
		Gross alpha	<2.0E+00		pCi/L	0	GE
		Nonvolatile beta	<2.0E+00		pCi/L	0	GE
		Total alpha-emitting radium	1.2E+00 ± 8.0E-01		pCi/L	0	GE

● = exceeded holding time. ■ = exceeded primary drinking water standard.

WELL FSB108D collected on 07/14/92, laboratory analyses (cont.)

H	D	Analyte	Result	Mod	Unit	Flag	Lab
		Tritium	1.2E+01 ± 6.0E-01		pCi/mL	1	GE

WELL FSB109D

SRS Coord.	Lat/Longitude	Screen Zone Elevation	Top of Casing	Casing	Formation
N75855.9 E50488.6	33.275921 °N 81.681200 °W	225.8-205.8 ft msl	293.1 ft msl	4" PVC	Water table (IIB_2)

FIELD MEASUREMENTS

Sample date: 07/14/92
Depth to water: 78.57 ft (23.95 m) below TOC
Water elevation: 214.53 ft (65.39 m) msl
Sp. conductance: 64 µS/cm
Water evacuated before sampling: 5 gal
The well went dry during purging.

Time: 10:15
pH: 6.0
Alkalinity: 25 mg/L
Water temperature: 21.1°C

LABORATORY ANALYSES

H	D	Analyte	Result	Mod	Unit	Flag	Lab
●		pH	6.6	J	pH	0	GE
		Specific conductance	60		µS/cm	0	GE
		Aluminum	31		µg/L	1	GE
		Antimony	<2.0		µg/L	0	GE
		Arsenic	<2.0		µg/L	0	GE
		Barium	11		µg/L	0	GE
		Cadmium	<2.0		µg/L	0	GE
		Calcium	3,240		µg/L	0	GE
		Chloride	830		µg/L	0	GE
		Chloride	910		µg/L	0	GE
		Chromium	<4.0		µg/L	0	GE
		Cobalt	<4.0		µg/L	0	GE
		Copper	4.3		µg/L	0	GE
		Cyanide	<5.0		µg/L	0	GE
		Fluoride	<100		µg/L	0	GE
		Iron	15		µg/L	0	GE
		Lead	11		µg/L	1	GE
		Magnesium	1,270		µg/L	0	GE
		Manganese	2.7		µg/L	0	GE
		Mercury	<0.20		µg/L	0	GE
		Nickel	5.1		µg/L	0	GE
		Nitrate-nitrite as nitrogen	800		µg/L	0	GE
		Potassium	3,880		µg/L	0	GE
		Selenium	<2.0	J1	µg/L	0	GE
		Silica	7,830		µg/L	0	GE
		Silver	<2.0		µg/L	0	GE
		Sodium	5,580		µg/L	0	GE
		Sulfate	<1,000		µg/L	0	GE
		Sulfate	<1,000		µg/L	0	GE
		Thallium	<2.0		µg/L	0	GE
		Total dissolved solids	39,000	V	µg/L	0	GE
		Total organic carbon	<1,000		µg/L	0	GE
		Total organic halogens	<5.0		µg/L	0	GE

● = exceeded holding time. ■ = exceeded primary drinking water standard.

WELL FSB109D collected on 07/14/92, laboratory analyses (cont.)

H	D	Analyte	Result	Mod	Unit	Flag	Lab
		Total phosphates (as P)	<50		µg/L	0	GE
		Uranium	<20		µg/L	0	GE
		Vanadium	<8.0		µg/L	0	GE
		Zinc	100		µg/L	0	GE
		Gross alpha	<2.0E+00		pCi/L	0	GE
		Nonvolatile beta	3.1E+00 ± 1.5E+00		pCi/L	0	GE
		Total alpha-emitting radium	<1.0E+00		pCi/L	0	GE
	■	Tritium	2.1E+01 ± 7.0E-01		pCi/mL	2	GE
	■	Tritium	2.1E+01 ± 7.0E-01		pCi/mL	2	GE

WELL FSB110C

SRS Coord.	Lat/Longitude	Screen Zone Elevation	Top of Casing	Casing	Formation
N74190.7 E50150.6	33.271687 °N 81.678855 °W	147.2-187.2 ft msl	234.5 ft msl	4" PVC	Barnwell (IIB_1)

FIELD MEASUREMENTS

Sample date: 07/14/92
Depth to water: 32.48 ft (9.90 m) below TOC
Water elevation: 202.02 ft (61.58 m) msl
Sp. conductance: 358 µS/cm
Water evacuated before sampling: 170 gal

Time: 12:05
pH: 6.1
Alkalinity: 15 mg/L
Water temperature: 23.2°C

LABORATORY ANALYSES

H	D	Analyte	Result	Mod	Unit	Flag	Lab
●		pH	6.3	J	pH	0	GE
		Specific conductance	290		µS/cm	1	GE
		Aluminum	<20		µg/L	0	GE
		Antimony	<2.0		µg/L	0	GE
		Arsenic	<2.0		µg/L	0	GE
		Barium	74		µg/L	0	GE
		Cadmium	<2.0		µg/L	0	GE
		Calcium	36,700		µg/L	0	GE
		Chloride	2,760		µg/L	0	GE
		Chromium	<4.0		µg/L	0	GE
		Cobalt	<4.0		µg/L	0	GE
		Copper	<4.0		µg/L	0	GE
		Cyanide	<5.0		µg/L	0	GE
		Fluoride	<100		µg/L	0	GE
		Iron	<4.0		µg/L	0	GE
		Lead	<3.0		µg/L	0	GE
		Magnesium	4,680		µg/L	0	GE
		Manganese	19		µg/L	0	GE
		Mercury	<0.20		µg/L	0	GE
		Nickel	6.6		µg/L	0	GE
	■	Nitrate-nitrite as nitrogen	37,500		µg/L	2	GE
		Potassium	1,720		µg/L	0	GE
		Selenium	<2.0	J1	µg/L	0	GE
		Silica	12,200		µg/L	0	GE
		Silver	<2.0		µg/L	0	GE

● = exceeded holding time. ■ = exceeded primary drinking water standard.

WELL FSB110C collected on 07/14/92, laboratory analyses (cont.)

H	D	Analyte	Result	Mod	Unit	Flag	Lab
		Sodium	12,900		µg/L	0	GE
		Sulfate	<1,000		µg/L	0	GE
		Thallium	<2.0		µg/L	0	GE
		Total dissolved solids	270,000	V	µg/L	0	GE
		Total organic carbon	<1,000		µg/L	0	GE
		Total organic halogens	<5.0		µg/L	0	GE
		Total phosphates (as P)	56		µg/L	0	GE
		Uranium	<20		µg/L	0	GE
		Vanadium	<8.0		µg/L	0	GE
		Zinc	61		µg/L	0	GE
		Antimony-125	<2.0E+01		pCi/L	0	GP
		Cerium-144	<6.0E+01		pCi/L	0	GP
		Cesium-134	<1.0E+01		pCi/L	0	GP
		Cesium-137	<1.0E+01		pCi/L	0	GP
		Chromium-51	<1.1E+02		pCi/L	0	EM
		Cobalt-57	<1.0E+01		pCi/L	0	GP
		Cobalt-60	<1.0E+01		pCi/L	0	GP
		Europium-152	<4.0E+01		pCi/L	0	GP
		Europium-154	<2.0E+01		pCi/L	0	GP
		Europium-155	<3.0E+01		pCi/L	0	GP
		Gross alpha	<2.0E+00		pCi/L	0	GE
		Gross alpha	<2.0E+00		pCi/L	0	GE
		Iodine-131	<2.0E+01		pCi/L	0	EM
		Manganese-54	<1.0E+01		pCi/L	0	GP
		Niobium-95	<1.5E+01		pCi/L	0	EM
		Nonvolatile beta	3.9E+01 ± 3.4E+00		pCi/L	1	GE
		Nonvolatile beta	3.9E+01 ± 3.4E+00		pCi/L	1	GE
		Potassium-40	<1.1E+02		pCi/L	0	GP
		Promethium-144	<1.0E+01		pCi/L	0	GP
		Promethium-146	<1.0E+01		pCi/L	0	GP
		Ruthenium-106	<9.0E+01		pCi/L	0	GP
		Ruthenium-106	<1.3E+02		pCi/L	0	EM
		Sodium-22	<1.0E+01		pCi/L	0	GP
		Total activity	1.0E+06 ± 7.3E+03		pCi/L	0	EM
		Total alpha-emitting radium	<1.0E+00		pCi/L	0	GE
	■	Tritium	9.2E+02 ± 4.5E+00		pCi/mL	2	GE
	■	Tritium	9.5E+02 ± 4.6E+00		pCi/mL	2	GE
		Yttrium-88	<6.0E+01		pCi/L	0	GP
		Zinc-65	<2.0E+01		pCi/L	0	GP
		Zirconium-95	<2.0E+01		pCi/L	0	EM

● = exceeded holding time. ■ = exceeded primary drinking water standard.

WELL FSB110D

SRS Coord.	Lat/Longitude	Screen Zone Elevation	Top of Casing	Casing	Formation
N74193.3 E50141.6	33.271678 °N 81.678884 °W	211.1-191.1 ft msl	234.5 ft msl	4" PVC	Water table (IIB_2)

FIELD MEASUREMENTS

Sample date: 07/14/92
Depth to water: 28.82 ft (8.78 m) below TOC
Water elevation: 205.68 ft (62.69 m) msl
Sp. conductance: 1199 µS/cm
Water evacuated before sampling: 48 gal

Time: 12:25
pH: 3.3
Alkalinity: 0 mg/L
Water temperature: 22.0°C

LABORATORY ANALYSES

H	D	Analyte	Result	Mod	Unit	Flag	Lab
●		pH	3.4	J	pH	1	GE
●		pH	3.4	J	pH	1	GE
		Specific conductance	1,250		µS/cm	2	GE
		Specific conductance	1,300		µS/cm	2	GE
		Aluminum	37,800		µg/L	2	GE
		Antimony	<2.0		µg/L	0	GE
		Antimony	<2.0		µg/L	0	GE
		Arsenic	<2.0		µg/L	0	GE
		Arsenic	<2.0		µg/L	0	GE
		Barium	64		µg/L	0	GE
		Cadmium	3.2		µg/L	1	GE
		Calcium	1,470	J2	µg/L	0	GE
		Chloride	1,010		µg/L	0	GE
		Chromium	<4.0		µg/L	0	GE
		Cobalt	6.6		µg/L	0	GE
		Copper	67		µg/L	0	GE
		Cyanide	<5.0		µg/L	0	GE
		Fluoride	169		µg/L	0	GE
		Iron	139		µg/L	0	GE
		Lead	3.4		µg/L	0	GE
		Lead	3.6		µg/L	0	GE
		Magnesium	429		µg/L	0	GE
		Manganese	403		µg/L	2	GE
		Mercury	0.27		µg/L	0	GE
		Nickel	19		µg/L	0	GE
	■	Nitrate-nitrite as nitrogen	163,000		µg/L	2	GE
		Potassium	690		µg/L	0	GE
		Selenium	<2.0		µg/L	0	GE
		Selenium	<2.0		µg/L	0	GE
		Silica	120,000		µg/L	0	GE
		Silica, total	125,000		µg/L	2	GE
		Silver	<2.0		µg/L	0	GE
		Sodium	105,000		µg/L	0	GE
		Sulfate	26,200		µg/L	0	GE
		Sulfate	27,000		µg/L	0	GE
		Thallium	<2.0	J1	µg/L	0	GE
		Thallium	<2.0	J1	µg/L	0	GE
		Total dissolved solids	733,000	V	µg/L	0	GE
		Total dissolved solids	747,000	V	µg/L	0	GE

● = exceeded holding time. ■ = exceeded primary drinking water standard.

WELL FSB110D collected on 07/14/92, laboratory analyses (cont.)

H	D	Analyte	Result	Mod	Unit	Flag	Lab
		Total organic carbon	1,100		µg/L	0	GE
		Total organic halogens	<5.0		µg/L	0	GE
		Total phosphates (as P)	<50		µg/L	0	GE
		Total phosphates (as P)	<50		µg/L	0	GE
		Tributyl phosphate	70	J1	µg/L	1	GE
	■	Uranium	2,020		µg/L	2	GE
		Vanadium	<8.0		µg/L	0	GE
		Zinc	84		µg/L	0	GE
		Antimony-125	<2.0E+01		pCi/L	0	GP
		Cerium-144	<6.0E+01		pCi/L	0	GP
		Cesium-134	<1.0E+01		pCi/L	0	GP
		Cesium-137	<1.0E+01		pCi/L	0	GP
		Chromium-51	<1.1E+02		pCi/L	0	EM
		Cobalt-57	<1.0E+01		pCi/L	0	GP
		Cobalt-60	<1.0E+01		pCi/L	0	GP
		Europium-152	<4.0E+01		pCi/L	0	GP
		Europium-154	<2.0E+01		pCi/L	0	GP
		Europium-155	<3.0E+01		pCi/L	0	GP
	■	Gross alpha	5.1E+02 ± 2.0E+01		pCi/L	2	GE
		Iodine-131	<2.0E+01		pCi/L	0	EM
		Manganese-54	<1.0E+01		pCi/L	0	GP
		Niobium-95	<1.5E+01		pCi/L	0	EM
	■	Nonvolatile beta	6.8E+02 ± 2.6E+01		pCi/L	2	GE
		Potassium-40	<1.1E+02		pCi/L	0	GP
		Promethium-144	<1.0E+01		pCi/L	0	GP
		Promethium-146	<1.0E+01		pCi/L	0	GP
		Ruthenium-106	<9.0E+01		pCi/L	0	GP
		Ruthenium-106	<1.3E+02		pCi/L	0	EM
		Sodium-22	<1.0E+01		pCi/L	0	GP
		Total activity	1.0E+07 ± 1.8E+05		pCi/L	0	EM
	■	Total alpha-emitting radium	1.1E+01 ± 1.9E+00		pCi/L	2	GE
	■	Tritium	9.8E+03 ± 1.5E+01		pCi/mL	2	GE
		Yttrium-88	<6.0E+01		pCi/L	0	GP
		Zinc-65	<2.0E+01		pCi/L	0	GP
		Zirconium-95	<2.0E+01		pCi/L	0	EM

● = exceeded holding time. ■ = exceeded primary drinking water standard.

WELL FSB111C

SRS Coord.	Lat/Longitude	Screen Zone Elevation	Top of Casing	Casing	Formation
N75383.3 E51526.3	33.276569 °N 81.677550 °W	169.0-159.0 ft msl	276.3 ft msl	4" PVC	Barnwell (IIB_1)

FIELD MEASUREMENTS

Sample date: 07/10/92
Depth to water: 63.59 ft (19.38 m) below TOC
Water elevation: 212.71 ft (64.83 m) msl
Sp. conductance: 53 µS/cm
Water evacuated before sampling: 141 gal

Time: 12:20
pH: 5.3
Alkalinity: 7 mg/L
Water temperature: 22.9°C

LABORATORY ANALYSES

H	D	Analyte	Result	Mod	Unit	Flag	Lab
●		pH	5.8	J	pH	0	GE
		Specific conductance	45		µS/cm	0	GE
		Aluminum	28		µg/L	1	GE
		Antimony	<2.0		µg/L	0	GE
		Arsenic	<2.0		µg/L	0	GE
		Barium	8.3		µg/L	0	GE
		Cadmium	<2.0		µg/L	0	GE
		Calcium	5,370		µg/L	0	GE
		Chloride	3,290		µg/L	0	GE
		Chromium	<4.0		µg/L	0	GE
		Cobalt	<4.0		µg/L	0	GE
		Copper	<4.0		µg/L	0	GE
		Cyanide	<5.0		µg/L	0	GE
		Fluoride	<100		µg/L	0	GE
		Iron	<4.0		µg/L	0	GE
		Lead	<3.0		µg/L	0	GE
		Magnesium	406		µg/L	0	GE
		Manganese	4.9		µg/L	0	GE
		Mercury	<0.20		µg/L	0	GE
		Nickel	<4.0		µg/L	0	GE
		Nitrate-nitrite as nitrogen	1,930		µg/L	0	GE
		Potassium	<500		µg/L	0	GE
		Selenium	<2.0	J1	µg/L	0	GE
		Silica	10,700		µg/L	0	GE
		Silver	<2.0		µg/L	0	GE
		Sodium	3,420		µg/L	0	GE
		Sulfate	<1,000		µg/L	0	GE
		Thallium	<2.0		µg/L	0	GE
		Total dissolved solids	25,000		µg/L	0	GE
		Total organic carbon	<1,000		µg/L	0	GE
		Total organic halogens	<5.0		µg/L	0	GE
		Total phosphates (as P)	111		µg/L	0	GE
		Uranium	<20		µg/L	0	GE
		Vanadium	<8.0		µg/L	0	GE
		Zinc	7.8		µg/L	0	GE
		Gross alpha	<2.0E+00		pCi/L	0	GE
		Nonvolatile beta	<2.0E+00		pCi/L	0	GE
		Total alpha-emitting radium	<1.0E+00		pCi/L	0	GE
		Tritium	5.1E+00 ± 4.0E-01		pCi/mL	0	GE

● = exceeded holding time. ■ = exceeded primary drinking water standard.

WELL FSB111D

SRS Coord.	Lat/Longitude	Screen Zone Elevation	Top of Casing	Casing	Formation
N75382.9 E51515.9	33.276552 °N 81.677577 °W	221.7-201.7 ft msl	276.6 ft msl	4" PVC	Water table (IIB_2)

FIELD MEASUREMENTS

Sample date: 07/10/92
Depth to water: 60.51 ft (18.44 m) below TOC
Water elevation: 216.09 ft (65.87 m) msl
Sp. conductance: 33 µS/cm
Water evacuated before sampling: 38 gal

Time: 12:35
pH: 4.8
Alkalinity: 0 mg/L
Water temperature: 23.5°C

LABORATORY ANALYSES

H	D	Analyte	Result	Mod	Unit	Flag	Lab
●		pH	5.1	J	pH	0	GE
		Specific conductance	30		µS/cm	0	GE
		Aluminum	33		µg/L	1	GE
		Antimony	<2.0		µg/L	0	GE
		Arsenic	<2.0		µg/L	0	GE
		Barium	11		µg/L	0	GE
		Cadmium	<2.0		µg/L	0	GE
		Calcium	987		µg/L	0	GE
		Chloride	2,710		µg/L	0	GE
		Chromium	<4.0		µg/L	0	GE
		Cobalt	<4.0		µg/L	0	GE
		Copper	5.6		µg/L	0	GE
		Cyanide	<5.0		µg/L	0	GE
		Fluoride	<100		µg/L	0	GE
		Iron	17		µg/L	0	GE
		Lead	<3.0		µg/L	0	GE
		Magnesium	671		µg/L	0	GE
		Manganese	8.9		µg/L	0	GE
		Mercury	<0.20		µg/L	0	GE
		Nickel	<4.0		µg/L	0	GE
		Nitrate-nitrite as nitrogen	1,170		µg/L	0	GE
		Potassium	<500		µg/L	0	GE
		Selenium	<2.0	J1	µg/L	0	GE
		Silica	8,020		µg/L	0	GE
		Silver	<2.0		µg/L	0	GE
		Sodium	2,840		µg/L	0	GE
		Sulfate	<1,000		µg/L	0	GE
		Thallium	<2.0		µg/L	0	GE
		Total dissolved solids	24,000		µg/L	0	GE
		Total organic carbon	<1,000		µg/L	0	GE
		Total organic halogens	<5.0		µg/L	0	GE
		Total phosphates (as P)	57		µg/L	0	GE
		Uranium	<20		µg/L	0	GE
		Vanadium	<8.0		µg/L	0	GE
		Zinc	13		µg/L	0	GE
		Gross alpha	<2.0E+00		pCi/L	0	GE
		Nonvolatile beta	4.3E+00 ± 1.6E+00		pCi/L	0	GE
		Total alpha-emitting radium	<1.0E+00		pCi/L	0	GE
		Tritium	1.2E+01 ± 6.0E-01		pCi/mL	1	GE

● = exceeded holding time. ■ = exceeded primary drinking water standard.

WELL FSB112A

SRS Coord.	Lat/Longitude	Screen Zone Elevation	Top of Casing	Casing	Formation
N74231.4 E48809.1	33.269588 °N 81.682466 °W	91.0-81.0 ft msl	229.1 ft msl	4" PVC	U. Congaree (IIA)

FIELD MEASUREMENTS

Sample date: 07/16/92
Depth to water: 76.15 ft (23.21 m) below TOC
Water elevation: 152.95 ft (46.62 m) msl
Sp. conductance: 158 µS/cm
Water evacuated before sampling: 189 gal

Time: 9:50
pH: 6.6
Alkalinity: 43 mg/L
Water temperature: 19.6°C

LABORATORY ANALYSES

H	D	Analyte	Result	Mod	Unit	Flag	Lab
●		pH	7.0	J	pH	0	GE
		Specific conductance	150		µS/cm	0	GE
		Aluminum	165		µg/L	2	GE
		Aluminum	166		µg/L	2	GE
		Antimony	<2.0		µg/L	0	GE
		Arsenic	<2.0		µg/L	0	GE
		Barium	40		µg/L	0	GE
		Barium	41		µg/L	0	GE
		Benzene	<1.0		µg/L	0	GE
		Bromodichloromethane	<1.0		µg/L	0	GE
		Bromoform	<1.0		µg/L	0	GE
		Bromomethane (Methyl bromide)	<1.0		µg/L	0	GE
		Cadmium	<2.0		µg/L	0	GE
		Cadmium	<2.0		µg/L	0	GE
		Calcium	23,700	J2	µg/L	0	GE
		Calcium	23,700	J2	µg/L	0	GE
		Carbon tetrachloride	<1.0		µg/L	0	GE
		Chloride	2,400		µg/L	0	GE
		Chlorobenzene	<1.0		µg/L	0	GE
		Chloroethane	<1.0		µg/L	0	GE
		Chloroethene (Vinyl chloride)	<1.0		µg/L	0	GE
		2-Chloroethyl vinyl ether	<1.0		µg/L	0	GE
		Chloroform	<1.0		µg/L	0	GE
		Chloromethane (Methyl chloride)	<1.0		µg/L	0	GE
		Chromium	<4.0		µg/L	0	GE
		Chromium	<4.0		µg/L	0	GE
		Cobalt	<4.0		µg/L	0	GE
		Cobalt	<4.0		µg/L	0	GE
		Copper	<4.0		µg/L	0	GE
		Copper	<4.0		µg/L	0	GE
		Cyanide	<5.0		µg/L	0	GE
		Dibromochloromethane	<1.0		µg/L	0	GE
		1,1-Dichloroethane	<1.0		µg/L	0	GE
		1,2-Dichloroethane	<1.0		µg/L	0	GE
		1,1-Dichloroethylene	<1.0		µg/L	0	GE
		trans-1,2-Dichloroethylene	<1.0		µg/L	0	GE
		Dichloromethane (Methylene chloride)	1.5	J2	µg/L	0	GE
		2,4-Dichlorophenoxyacetic acid	<0.30		µg/L	0	GE
		1,2-Dichloropropane	<1.0		µg/L	0	GE

● = exceeded holding time. ■ = exceeded primary drinking water standard.

WELL FSB112A collected on 07/16/92, laboratory analyses (cont.)

H	D	Analyte	Result	Mod	Unit	Flag	Lab
		cis-1,3-Dichloropropene	<1.0		µg/L	0	GE
		trans-1,3-Dichloropropene	<1.0		µg/L	0	GE
		Endrin	<0.0060		µg/L	0	GE
		Ethylbenzene	<1.0		µg/L	0	GE
		Fluoride	242		µg/L	0	GE
		Iron	<4.0		µg/L	0	GE
		Iron	<4.0		µg/L	0	GE
		Lead	<3.0		µg/L	0	GE
		Lindane	<0.0050		µg/L	0	GE
		Magnesium	524		µg/L	0	GE
		Magnesium	529		µg/L	0	GE
		Manganese	20		µg/L	0	GE
		Manganese	20		µg/L	0	GE
		Mercury	<0.20		µg/L	0	GE
		Methoxychlor	<0.50		µg/L	0	GE
		Nickel	5.3		µg/L	0	GE
		Nickel	<4.0		µg/L	0	GE
		Nitrate-nitrite as nitrogen	1,200		µg/L	0	GE
		Phenols	<5.0		µg/L	0	GE
		Potassium	2,180		µg/L	0	GE
		Potassium	2,210		µg/L	0	GE
		Selenium	<2.0		µg/L	0	GE
		Silica	37,000		µg/L	0	GE
		Silica	37,200		µg/L	0	GE
		Silver	<2.0		µg/L	0	GE
		Silver	<2.0		µg/L	0	GE
		Sodium	3,680		µg/L	0	GE
		Sodium	3,700		µg/L	0	GE
		Sulfate	11,000		µg/L	0	GE
		1,1,2,2-Tetrachloroethane	<1.0		µg/L	0	GE
		Tetrachloroethylene	<1.0		µg/L	0	GE
		Thallium	<2.0		µg/L	0	GE
		Toluene	<1.0		µg/L	0	GE
		Total dissolved solids	113,000	V	µg/L	0	GE
		Total organic carbon	<1,000		µg/L	0	GE
		Total organic halogens	<5.0		µg/L	0	GE
		Total phosphates (as P)	530		µg/L	0	GE
		Toxaphene	<0.24		µg/L	0	GE
		2,4,5-TP (Silvex)	<0.090		µg/L	0	GE
		1,1,1-Trichloroethane	<1.0		µg/L	0	GE
		1,1,2-Trichloroethane	<1.0		µg/L	0	GE
		Trichloroethylene	<1.0		µg/L	0	GE
		Trichlorofluoromethane	<1.0		µg/L	0	GE
		Uranium	<20		µg/L	0	GE
		Uranium	<20		µg/L	0	GE
		Vanadium	<8.0		µg/L	0	GE
		Vanadium	<8.0		µg/L	0	GE
		Zinc	4.1		µg/L	0	GE
		Zinc	4.1		µg/L	0	GE
		Gross alpha	<2.0E+00		pCi/L	0	GE
		Nonvolatile beta	1.1E+01 ± 2.1E+00		pCi/L	0	GE
		Total alpha-emitting radium	<1.0E+00		pCi/L	0	GE
	■	Tritium	5.8E+01 ± 1.2E+00		pCi/mL	2	GE

● = exceeded holding time. ■ = exceeded primary drinking water standard.

WELL FSB112C

SRS Coord.	Lat/Longitude	Screen Zone Elevation	Top of Casing	Casing	Formation
N74227.5 E48794.8	33.269556 °N 81.682496 °W	139.1-129.1 ft msl	229.1 ft msl	4" PVC	Barnwell (IIB_1)

FIELD MEASUREMENTS

Sample date: 07/15/92
Depth to water: 27.01 ft (8.23 m) below TOC
Water elevation: 202.09 ft (61.60 m) msl
Sp. conductance: 1527 µS/cm
Water evacuated before sampling: 191 gal

Time: 14:30
pH: 4.4
Alkalinity: 0 mg/L
Water temperature: 21.4°C

LABORATORY ANALYSES

H	D	Analyte	Result	Mod	Unit	Flag	Lab
●		pH	4.8	J	pH	0	GE
		Specific conductance	1,420		µS/cm	2	GE
		Aluminum	3,190		µg/L	2	GE
		Antimony	<2.0		µg/L	0	GE
		Arsenic	<2.0		µg/L	0	GE
		Barium	222		µg/L	0	GE
		Benzene	<1.0		µg/L	0	GE
		Bromodichloromethane	<1.0		µg/L	0	GE
		Bromoform	<1.0		µg/L	0	GE
		Bromomethane (Methyl bromide)	<1.0		µg/L	0	GE
	■	Cadmium	12		µg/L	2	GE
		Calcium	31,200	J2	µg/L	0	GE
		Carbon tetrachloride	<1.0		µg/L	0	GE
		Chloride	5,960		µg/L	0	GE
		Chlorobenzene	<1.0		µg/L	0	GE
		Chloroethane	<1.0		µg/L	0	GE
		Chloroethene (Vinyl chloride)	<1.0		µg/L	0	GE
		2-Chloroethyl vinyl ether	<1.0		µg/L	0	GE
		Chloroform	<1.0		µg/L	0	GE
		Chloromethane (Methyl chloride)	<1.0		µg/L	0	GE
		Chromium	<4.0		µg/L	0	GE
		Cobalt	77		µg/L	2	GE
		Copper	<4.0		µg/L	0	GE
		Cyanide	<5.0		µg/L	0	GE
		Dibromochloromethane	<1.0		µg/L	0	GE
		1,1-Dichloroethane	<1.0		µg/L	0	GE
		1,2-Dichloroethane	<1.0		µg/L	0	GE
		1,1-Dichloroethylene	<1.0		µg/L	0	GE
		trans-1,2-Dichloroethylene	<1.0		µg/L	0	GE
		Dichloromethane (Methylene chloride)	2.0	J2	µg/L	0	GE
●		2,4-Dichlorophenoxyacetic acid	<0.30	J	µg/L	0	GE
		1,2-Dichloropropane	<1.0		µg/L	0	GE
		cis-1,3-Dichloropropene	<1.0		µg/L	0	GE
		trans-1,3-Dichloropropene	<1.0		µg/L	0	GE
●		Endrin	<0.0060	J	µg/L	0	GE
		Ethylbenzene	<1.0		µg/L	0	GE
		Fluoride	1,280		µg/L	0	GE
		Iron	<4.0		µg/L	0	GE
		Lead	<3.0		µg/L	0	GE

● = exceeded holding time. ■ = exceeded primary drinking water standard.

WELL FSB112C collected on 07/15/92, laboratory analyses (cont.)

H	D	Analyte	Result	Mod	Unit	Flag	Lab
●		Lindane	<0.0050	J	µg/L	0	GE
		Magnesium	13,400		µg/L	0	GE
		Manganese	1,460		µg/L	2	GE
		Mercury	<0.20		µg/L	0	GE
●		Methoxychlor	<0.50	J	µg/L	0	GE
		Nickel	27		µg/L	0	GE
	■	Nitrate-nitrite as nitrogen	206,000		µg/L	2	GE
		Phenols	<5.0		µg/L	0	GE
		Potassium	1,590		µg/L	0	GE
		Selenium	<2.0		µg/L	0	GE
		Silica	2,890		µg/L	0	GE
		Silver	<2.0		µg/L	0	GE
		Sodium	42,800		µg/L	0	GE
		Sulfate	1,900		µg/L	0	GE
		1,1,2,2-Tetrachloroethane	<1.0		µg/L	0	GE
		Tetrachloroethylene	<1.0		µg/L	0	GE
		Thallium	<2.0		µg/L	0	GE
		Toluene	<1.0		µg/L	0	GE
		Total dissolved solids	1.2E+06	V	µg/L	0	GE
		Total organic carbon	<1,000		µg/L	0	GE
		Total organic halogens	<5.0		µg/L	0	GE
		Total organic halogens	<5.0		µg/L	0	GE
		Total phosphates (as P)	<50		µg/L	0	GE
●		Toxaphene	<0.24	J	µg/L	0	GE
●		2,4,5-TP (Silvex)	<0.090	J	µg/L	0	GE
		1,1,1-Trichloroethane	<1.0		µg/L	0	GE
		1,1,2-Trichloroethane	<1.0		µg/L	0	GE
		Trichloroethylene	<1.0		µg/L	0	GE
		Trichlorofluoromethane	<1.0		µg/L	0	GE
		Uranium	<20		µg/L	0	GE
		Vanadium	<8.0		µg/L	0	GE
		Zinc	54		µg/L	0	GE
		Antimony-125	<2.0E+01		pCi/L	0	GP
		Cerium-144	<6.0E+01		pCi/L	0	GP
		Cesium-134	<1.0E+01		pCi/L	0	GP
		Cesium-137	<1.0E+01		pCi/L	0	GP
		Chromium-51	<1.1E+02		pCi/L	0	EM
		Cobalt-57	<1.0E+01		pCi/L	0	GP
		Cobalt-60	<1.0E+01		pCi/L	0	GP
		Europium-152	<4.0E+01		pCi/L	0	GP
		Europium-154	<2.0E+01		pCi/L	0	GP
		Europium-155	<3.0E+01		pCi/L	0	GP
	■	Gross alpha	3.1E+01 ± 1.5E+01		pCi/L	2	GE
		Iodine-131	<2.0E+01		pCi/L	0	EM
		Manganese-54	<1.0E+01		pCi/L	0	GP
		Niobium-95	<1.5E+01		pCi/L	0	EM
	■	Nonvolatile beta	2.1E+03 ± 4.7E+01		pCi/L	2	GE
		Potassium-40	<1.1E+02		pCi/L	0	GP
		Promethium-144	<1.0E+01		pCi/L	0	GP
		Promethium-146	<1.0E+01		pCi/L	0	GP
		Ruthenium-106	<9.0E+01		pCi/L	0	GP
		Ruthenium-106	<1.3E+02		pCi/L	0	EM
		Sodium-22	<1.0E+01		pCi/L	0	GP
		Total activity	7.2E+06 ± 6.2E+04		pCi/L	0	EM
	■	Total alpha-emitting radium	1.5E+02 ± 9.5E+00		pCi/L	2	GE
	■	Tritium	6.6E+03 ± 1.2E+01		pCi/mL	2	GE

● = exceeded holding time. ■ = exceeded primary drinking water standard.

WELL FSB112C collected on 07/15/92, laboratory analyses (cont.)

H	D	Analyte	Result	Mod	Unit	Flag	Lab
		Yttrium-88	<6.0E+01		pCi/L	0	GP
		Zinc-65	<2.0E+01		pCi/L	0	GP
		Zirconium-95	<2.0E+01		pCi/L	0	EM

WELL FSB112D

SRS Coord.	Lat/Longitude	Screen Zone Elevation	Top of Casing	Casing	Formation
N74223.7 E48780.0	33.269523 °N 81.682527 °W	208.9-188.9 ft msl	229.6 ft msl	4" PVC	Water table (IIB_2)

FIELD MEASUREMENTS

Sample date: 07/16/92
Depth to water: 23.45 ft (7.15 m) below TOC
Water elevation: 206.15 ft (62.84 m) msl
Sp. conductance: 1566 µS/cm
Water evacuated before sampling: 67 gal

Time: 9:30
pH: 3.3
Alkalinity: 0 mg/L
Water temperature: 19.0°C

LABORATORY ANALYSES

H	D	Analyte	Result	Mod	Unit	Flag	Lab
●		pH	3.7	J	pH	1	GE
●		pH	3.7	J	pH	1	GE
		Specific conductance	1,480		µS/cm	2	GE
		Specific conductance	1,480		µS/cm	2	GE
		Aluminum	21,700		µg/L	2	GE
		Antimony	<2.0		µg/L	0	GE
		Arsenic	<2.0		µg/L	0	GE
		Barium	240		µg/L	0	GE
		Benzene	<1.0		µg/L	0	GE
		Bromodichloromethane	<1.0		µg/L	0	GE
		Bromoform	<1.0		µg/L	0	GE
		Bromomethane (Methyl bromide)	<1.0		µg/L	0	GE
		Cadmium	4.8		µg/L	1	GE
		Calcium	1,600	J2	µg/L	0	GE
		Carbon tetrachloride	<1.0		µg/L	0	GE
		Chloride	3,450		µg/L	0	GE
		Chlorobenzene	<1.0		µg/L	0	GE
		Chloroethane	<1.0		µg/L	0	GE
		Chloroethene (Vinyl chloride)	<1.0		µg/L	0	GE
		2-Chloroethyl vinyl ether	<1.0		µg/L	0	GE
		Chloroform	<1.0		µg/L	0	GE
		Chloromethane (Methyl chloride)	<1.0		µg/L	0	GE
		Chromium	<4.0		µg/L	0	GE
		Cobalt	73		µg/L	2	GE
		Copper	28		µg/L	0	GE
		Cyanide	<5.0		µg/L	0	GE
		Dibromochloromethane	<1.0		µg/L	0	GE
		1,1-Dichloroethane	<1.0		µg/L	0	GE
		1,2-Dichloroethane	<1.0		µg/L	0	GE
		1,1-Dichloroethylene	<1.0		µg/L	0	GE
		trans-1,2-Dichloroethylene	<1.0		µg/L	0	GE

● = exceeded holding time. ■ = exceeded primary drinking water standard.

WELL FSB112D collected on 07/16/92, laboratory analyses (cont.)

H	D	Analyte	Result	Mod	Unit	Flag	Lab
		Dichloromethane (Methylene chloride)	1.6	J2	µg/L	0	GE
		2,4-Dichlorophenoxyacetic acid	<0.30		µg/L	0	GE
		1,2-Dichloropropane	<1.0		µg/L	0	GE
		cis-1,3-Dichloropropene	<1.0		µg/L	0	GE
		trans-1,3-Dichloropropene	<1.0		µg/L	0	GE
		Endrin	<0.0060		µg/L	0	GE
		Ethylbenzene	<1.0		µg/L	0	GE
		Fluoride	715		µg/L	0	GE
		Iron	47		µg/L	0	GE
		Lead	4.0		µg/L	0	GE
		Lindane	<0.0050		µg/L	0	GE
		Magnesium	1,100		µg/L	0	GE
		Manganese	1,340		µg/L	2	GE
		Mercury	<0.20		µg/L	0	GE
		Methoxychlor	<0.50		µg/L	0	GE
		Nickel	33		µg/L	0	GE
	■	Nitrate-nitrite as nitrogen	220,000		µg/L	2	GE
		Phenols	<5.0		µg/L	0	GE
		Potassium	<500		µg/L	0	GE
		Selenium	<2.0		µg/L	0	GE
		Silica	2,540		µg/L	0	GE
		Silver	<2.0		µg/L	0	GE
		Sodium	32,200		µg/L	0	GE
		Sulfate	2,460		µg/L	0	GE
		1,1,2,2-Tetrachloroethane	<1.0		µg/L	0	GE
		Tetrachloroethylene	<1.0		µg/L	0	GE
		Thallium	<2.0		µg/L	0	GE
		Toluene	<1.0		µg/L	0	GE
		Total dissolved solids	759,000	V	µg/L	0	GE
		Total organic carbon	<1,000		µg/L	0	GE
		Total organic halogens	<5.0		µg/L	0	GE
		Total phosphates (as P)	<50		µg/L	0	GE
		Toxaphene	<0.24		µg/L	0	GE
		2,4,5-TP (Silvex)	<0.090		µg/L	0	GE
		1,1,1-Trichloroethane	<1.0		µg/L	0	GE
		1,1,2-Trichloroethane	<1.0		µg/L	0	GE
		Trichloroethylene	<1.0		µg/L	0	GE
		Trichlorofluoromethane	<1.0		µg/L	0	GE
		Uranium	<20		µg/L	0	GE
		Vanadium	<8.0		µg/L	0	GE
		Zinc	39		µg/L	0	GE
		Antimony-125	<2.0E+01		pCi/L	0	GP
		Cerium-144	<6.0E+01		pCi/L	0	GP
		Cesium-134	<1.0E+01		pCi/L	0	GP
		Cesium-137	<1.0E+01		pCi/L	0	GP
		Chromium-51	<1.1E+02		pCi/L	0	EM
		Cobalt-57	<1.0E+01		pCi/L	0	GP
		Cobalt-60	<1.0E+01		pCi/L	0	GP
		Europium-152	<4.0E+01		pCi/L	0	GP
		Europium-154	<2.0E+01		pCi/L	0	GP
		Europium-155	<3.0E+01		pCi/L	0	GP
	■	Gross alpha	3.1E+01 ± 1.5E+01		pCi/L	2	GE
		Iodine-131	<2.0E+01		pCi/L	0	EM
		Manganese-54	<1.0E+01		pCi/L	0	GP
		Niobium-95	<1.5E+01		pCi/L	0	EM
	■	Nonvolatile beta	3.6E+03 ± 6.0E+01		pCi/L	2	GE

● = exceeded holding time. ■ = exceeded primary drinking water standard.

WELL FSB112D collected on 07/16/92, laboratory analyses (cont.)

H	D	Analyte	Result	Mod	Unit	Flag	Lab
		Potassium-40	<1.1E+02		pCi/L	0	GP
		Promethium-144	<1.0E+01		pCi/L	0	GP
		Promethium-146	<1.0E+01		pCi/L	0	GP
		Ruthenium-106	<9.0E+01		pCi/L	0	GP
		Ruthenium-106	<1.3E+02		pCi/L	0	EM
		Sodium-22	<1.0E+01		pCi/L	0	GP
		Total activity	1.0E+07 ± 7.4E+04		pCi/L	0	EM
	■	Total alpha-emitting radium	2.5E+02 ± 1.5E+01		pCi/L	2	GE
	■	Tritium	9.3E+03 ± 1.4E+01		pCi/mL	2	GE
		Yttrium-88	<6.0E+01		pCi/L	0	GP
		Zinc-65	<2.0E+01		pCi/L	0	GP
		Zirconium-95	<2.0E+01		pCi/L	0	EM

WELL FSB113A

SRS Coord.	Lat/Longitude	Screen Zone Elevation	Top of Casing	Casing	Formation
N74167.5 E51068.1	33.273133 °N 81.676395 °W	91.3-81.0 ft msl	223.2 ft msl	4" PVC	U. Congaree (IIA)

FIELD MEASUREMENTS

Sample date: 07/04/92
Depth to water: 64.45 ft (19.64 m) below TOC
Water elevation: 158.75 ft (48.39 m) msl
Sp. conductance: 772 µS/cm
Water evacuated before sampling: 204 gal

Time: 12:40
pH: 11.7
Alkalinity: 197 mg/L
Water temperature: 22.1 °C

LABORATORY ANALYSES

H	D	Analyte	Result	Mod	Unit	Flag	Lab
●		pH	11	J	pH	2	GE
		Specific conductance	810		µS/cm	2	GE
		Aluminum	3,800	J2	µg/L	2	GE
		Aluminum	3,810	J2	µg/L	2	GE
		Antimony	<2.0	J1	µg/L	0	GE
		Antimony	<2.0	J1	µg/L	0	GE
		Arsenic	2.0		µg/L	0	GE
		Arsenic	<2.0		µg/L	0	GE
		Barium	81		µg/L	0	GE
		Barium	81		µg/L	0	GE
		Benzene	<1.0		µg/L	0	GE
		Bromodichloromethane	<1.0		µg/L	0	GE
		Bromoform	<1.0		µg/L	0	GE
		Bromomethane (Methyl bromide)	<1.0		µg/L	0	GE
		Cadmium	<2.0		µg/L	0	GE
		Cadmium	<2.0		µg/L	0	GE
		Calcium	74,300		µg/L	0	GE
		Calcium	74,900		µg/L	0	GE
		Carbon tetrachloride	<1.0		µg/L	0	GE
		Chloride	1,600		µg/L	0	GE
		Chloride	1,640		µg/L	0	GE
		Chlorobenzene	<1.0		µg/L	0	GE

● = exceeded holding time. ■ = exceeded primary drinking water standard.

WELL FSB113A collected on 07/04/92, laboratory analyses (cont.)

H	D	Analyte	Result	Mod	Unit	Flag	Lab
		Chloroethane	<1.0		µg/L	0	GE
		Chloroethene (Vinyl chloride)	<1.0		µg/L	0	GE
		2-Chloroethyl vinyl ether	<1.0		µg/L	0	GE
		Chloroform	<1.0		µg/L	0	GE
		Chloromethane (Methyl chloride)	<1.0		µg/L	0	GE
		Chromium	<4.0		µg/L	0	GE
		Chromium	<4.0		µg/L	0	GE
		Cobalt	<4.0		µg/L	0	GE
		Cobalt	<4.0		µg/L	0	GE
		Copper	<4.0		µg/L	0	GE
		Copper	<4.0		µg/L	0	GE
		Cyanide	<5.0		µg/L	0	GE
		Dibromochloromethane	<1.0		µg/L	0	GE
		1,1-Dichloroethane	<1.0		µg/L	0	GE
		1,2-Dichloroethane	<1.0		µg/L	0	GE
		1,1-Dichloroethylene	<1.0		µg/L	0	GE
		trans-1,2-Dichloroethylene	<1.0		µg/L	0	GE
		Dichloromethane (Methylene chloride)	1.2	J2	µg/L	0	GE
		2,4-Dichlorophenoxyacetic acid	<0.30		µg/L	0	GE
		1,2-Dichloropropane	<1.0		µg/L	0	GE
		cis-1,3-Dichloropropene	<1.0		µg/L	0	GE
		trans-1,3-Dichloropropene	<1.0		µg/L	0	GE
		Endrin	<0.0060		µg/L	0	GE
		Ethylbenzene	<1.0		µg/L	0	GE
		Fluoride	160		µg/L	0	GE
		Iron	4.8		µg/L	0	GE
		Iron	4.8		µg/L	0	GE
		Lead	<3.0		µg/L	0	GE
		Lead	<3.0		µg/L	0	GE
		Lindane	<0.0050		µg/L	0	GE
		Magnesium	74		µg/L	0	GE
		Magnesium	74		µg/L	0	GE
		Manganese	<2.0		µg/L	0	GE
		Manganese	<2.0		µg/L	0	GE
		Mercury	<0.20		µg/L	0	GE
		Mercury	<0.20		µg/L	0	GE
		Methoxychlor	<0.50		µg/L	0	GE
		Nickel	<4.0		µg/L	0	GE
		Nickel	<4.0		µg/L	0	GE
		Nitrate-nitrite as nitrogen	940		µg/L	0	GE
		Phenols	<5.0		µg/L	0	GE
		Potassium	10,400		µg/L	0	GE
		Potassium	10,900		µg/L	0	GE
		Selenium	<2.0		µg/L	0	GE
		Selenium	<2.0		µg/L	0	GE
		Silica	5,900		µg/L	0	GE
		Silica	5,900		µg/L	0	GE
		Silver	<2.0		µg/L	0	GE
		Silver	<2.0		µg/L	0	GE
		Sodium	9,480		µg/L	0	GE
		Sodium	9,540		µg/L	0	GE
		Sulfate	5,950		µg/L	0	GE
		1,1,2,2-Tetrachloroethane	<1.0		µg/L	0	GE
		Tetrachloroethylene	<1.0		µg/L	0	GE
		Thallium	<2.0		µg/L	0	GE
		Thallium	<2.0		µg/L	0	GE

● = exceeded holding time. ■ = exceeded primary drinking water standard.

WELL FSB113A collected on 07/04/92, laboratory analyses (cont.)

H	D	Analyte	Result	Mod	Unit	Flag	Lab
		Toluene	<1.0		µg/L	0	GE
		Total dissolved solids	207,000		µg/L	0	GE
		Total organic carbon	<1,000		µg/L	0	GE
		Total organic halogens	<5.0		µg/L	0	GE
		Total phosphates (as P)	<50		µg/L	0	GE
		Toxaphene	<0.24		µg/L	0	GE
		2,4,5-TP (Silvex)	<0.090		µg/L	0	GE
		1,1,1-Trichloroethane	<1.0		µg/L	0	GE
		1,1,2-Trichloroethane	<1.0		µg/L	0	GE
		Trichloroethylene	<1.0		µg/L	0	GE
		Trichlorofluoromethane	<1.0		µg/L	0	GE
		Uranium	<20		µg/L	0	GE
		Uranium	<20		µg/L	0	GE
		Vanadium	17		µg/L	0	GE
		Vanadium	17		µg/L	0	GE
		Zinc	<2.0		µg/L	0	GE
		Zinc	<2.0		µg/L	0	GE
		Gross alpha	<2.0E+00		pCi/L	0	GE
		Nonvolatile beta	8.9E+00 ± 1.8E+00		pCi/L	0	GE
		Total alpha-emitting radium	1.3E+00 ± 1.0E+00		pCi/L	0	GE
	■	Tritium	4.0E+01 ± 1.0E+00		pCi/mL	2	GE

WELL FSB113C

SRS Coord.	Lat/Longitude	Screen Zone Elevation	Top of Casing	Casing	Formation
N74160.7 E51084.2	33.273144 °N 81.676339 °W	164.0-154.0 ft msl	222.9 ft msl	4" PVC	Barnwell (IIB_1)

FIELD MEASUREMENTS

Sample date: 07/04/92
Depth to water: 20.03 ft (6.11 m) below TOC
Water elevation: 202.87 ft (61.84 m) msl
Sp. conductance: 544 µS/cm
Water evacuated before sampling: 29 gal
The well went dry during purging.

Time: 12:10
pH: 11.7
Alkalinity: 162 mg/L
Water temperature: 21.3°C

LABORATORY ANALYSES

H	D	Analyte	Result	Mod	Unit	Flag	Lab
●		pH	11	J	pH	2	GE
		Specific conductance	700		µS/cm	2	GE
		Aluminum	191	J2	µg/L	2	GE
		Antimony	<2.0	J1	µg/L	0	GE
		Arsenic	<2.0		µg/L	0	GE
		Barium	138		µg/L	0	GE
		Benzene	<1.0		µg/L	0	GE
		Bromodichloromethane	<1.0		µg/L	0	GE
		Bromoform	<1.0		µg/L	0	GE
		Bromomethane (Methyl bromide)	<1.0		µg/L	0	GE
		Cadmium	<2.0		µg/L	0	GE
		Calcium	64,300		µg/L	0	GE
		Carbon tetrachloride	<1.0		µg/L	0	GE

● = exceeded holding time. ■ = exceeded primary drinking water standard.

WELL FSB113C collected on 07/04/92, laboratory analyses (cont.)

H	D	Analyte	Result	Mod	Unit	Flag	Lab
		Chloride	2,150		µg/L	0	GE
		Chlorobenzene	<1.0		µg/L	0	GE
		Chloroethane	<1.0		µg/L	0	GE
		Chloroethene (Vinyl chloride)	<1.0		µg/L	0	GE
		2-Chloroethyl vinyl ether	<1.0		µg/L	0	GE
		Chloroform	<1.0		µg/L	0	GE
		Chloromethane (Methyl chloride)	<1.0		µg/L	0	GE
		Chromium	<4.0		µg/L	0	GE
		Cobalt	<4.0		µg/L	0	GE
		Copper	<4.0		µg/L	0	GE
		Cyanide	<5.0		µg/L	0	GE
		Dibromochloromethane	<1.0		µg/L	0	GE
		1,1-Dichloroethane	<1.0		µg/L	0	GE
		1,2-Dichloroethane	<1.0		µg/L	0	GE
		1,1-Dichloroethylene	<1.0		µg/L	0	GE
		trans-1,2-Dichloroethylene	<1.0		µg/L	0	GE
		Dichloromethane (Methylene chloride)	<1.0	J2	µg/L	0	GE
		2,4-Dichlorophenoxyacetic acid	<0.30		µg/L	0	GE
		1,2-Dichloropropane	<1.0		µg/L	0	GE
		cis-1,3-Dichloropropene	<1.0		µg/L	0	GE
		trans-1,3-Dichloropropene	<1.0		µg/L	0	GE
		Endrin	<0.0060		µg/L	0	GE
		Ethylbenzene	<1.0		µg/L	0	GE
		Fluoride	136		µg/L	0	GE
		Iron	<4.0		µg/L	0	GE
		Lead	<3.0		µg/L	0	GE
		Lindane	<0.0050		µg/L	0	GE
		Magnesium	129		µg/L	0	GE
		Manganese	<2.0		µg/L	0	GE
		Mercury	<0.20		µg/L	0	GE
		Methoxychlor	<0.50		µg/L	0	GE
		Nickel	<4.0		µg/L	0	GE
		Nitrate-nitrite as nitrogen	3,700		µg/L	0	GE
		Phenols	<5.0		µg/L	0	GE
		Potassium	1,120		µg/L	0	GE
		Selenium	<2.0		µg/L	0	GE
		Silica	6,820		µg/L	0	GE
		Silver	<2.0		µg/L	0	GE
		Sodium	7,780		µg/L	0	GE
		Sulfate	5,550		µg/L	0	GE
		1,1,2,2-Tetrachloroethane	<1.0		µg/L	0	GE
		Tetrachloroethylene	4.1		µg/L	1	GE
		Thallium	<2.0		µg/L	0	GE
		Toluene	<1.0		µg/L	0	GE
		Total dissolved solids	164,000		µg/L	0	GE
		Total organic carbon	1,050		µg/L	0	GE
		Total organic halogens	<5.0		µg/L	0	GE
		Total phosphates (as P)	215		µg/L	0	GE
		Toxaphene	<0.24		µg/L	0	GE
		2,4,5-TP (Silvex)	<0.090		µg/L	0	GE
		1,1,1-Trichloroethane	<1.0		µg/L	0	GE
		1,1,2-Trichloroethane	<1.0		µg/L	0	GE
		Trichloroethylene	<1.0		µg/L	0	GE
		Trichlorofluoromethane	<1.0		µg/L	0	GE
		Uranium	<20		µg/L	0	GE
		Vanadium	<8.0		µg/L	0	GE

● = exceeded holding time. ■ = exceeded primary drinking water standard.

WELL FSB113C collected on 07/04/92, laboratory analyses (cont.)

H	D	Analyte	Result	Mod	Unit	Flag	Lab
		Zinc	<2.0		µg/L	0	GE
		Gross alpha	<2.0E+00		pCi/L	0	GE
		Nonvolatile beta	3.2E+00 ± 1.4E+00		pCi/L	0	GE
		Total alpha-emitting radium	<1.0E+00		pCi/L	0	GE
	■	Tritium	5.5E+01 ± 1.1E+00		pCi/mL	2	GE

WELL FSB113D

SRS Coord.	Lat/Longitude	Screen Zone Elevation	Top of Casing	Casing	Formation
N74154.8 E51098.4	33.273154 °N 81.676290 °W	209.6-189.6 ft msl	222.5 ft msl	4" PVC	Water table (IIB_2)

FIELD MEASUREMENTS

Sample date: 07/04/92
Depth to water: 15.11 ft (4.61 m) below TOC
Water elevation: 207.39 ft (63.21 m) msl
Sp. conductance: 50 µS/cm
Water evacuated before sampling: 47 gal

Time: 11:55
pH: 4.8
Alkalinity: 0 mg/L
Water temperature: 21.5°C

LABORATORY ANALYSES

H	D	Analyte	Result	Mod	Unit	Flag	Lab
●		pH	4.9	J	pH	0	GE
		Specific conductance	29		µS/cm	0	GE
		Aluminum	29	J2	µg/L	1	GE
		Antimony	<2.0	J1	µg/L	0	GE
		Arsenic	<2.0		µg/L	0	GE
		Barium	5.8		µg/L	0	GE
		Benzene	<1.0		µg/L	0	GE
		Bromodichloromethane	<1.0		µg/L	0	GE
		Bromoform	<1.0		µg/L	0	GE
		Bromomethane (Methyl bromide)	<1.0		µg/L	0	GE
		Cadmium	<2.0		µg/L	0	GE
		Calcium	543		µg/L	0	GE
		Carbon tetrachloride	<1.0		µg/L	0	GE
		Chloride	2,660		µg/L	0	GE
		Chlorobenzene	<1.0		µg/L	0	GE
		Chloroethane	<1.0		µg/L	0	GE
		Chloroethene (Vinyl chloride)	<1.0		µg/L	0	GE
		2-Chloroethyl vinyl ether	<1.0		µg/L	0	GE
		Chloroform	<1.0		µg/L	0	GE
		Chloromethane (Methyl chloride)	<1.0		µg/L	0	GE
		Chromium	<4.0		µg/L	0	GE
		Cobalt	<4.0		µg/L	0	GE
		Copper	<4.0		µg/L	0	GE
		Cyanide	<5.0		µg/L	0	GE
		Cyanide	<5.0		µg/L	0	GE
		Dibromochloromethane	<1.0		µg/L	0	GE
		1,1-Dichloroethane	<1.0		µg/L	0	GE
		1,2-Dichloroethane	<1.0		µg/L	0	GE
		1,1-Dichloroethylene	<1.0		µg/L	0	GE

● = exceeded holding time. ■ = exceeded primary drinking water standard.

WELL FSB113D collected on 07/04/92, laboratory analyses (cont.)

H	D	Analyte	Result	Mod	Unit	Flag	Lab
		trans-1,2-Dichloroethylene	<1.0		µg/L	0	GE
		Dichloromethane (Methylene chloride)	<1.0	J2	µg/L	0	GE
		2,4-Dichlorophenoxyacetic acid	<0.30		µg/L	0	GE
		1,2-Dichloropropane	<1.0		µg/L	0	GE
		cis-1,3-Dichloropropene	<1.0		µg/L	0	GE
		trans-1,3-Dichloropropene	<1.0		µg/L	0	GE
		Endrin	<0.0060		µg/L	0	GE
		Ethylbenzene	<1.0		µg/L	0	GE
		Fluoride	<100		µg/L	0	GE
		Iron	34		µg/L	0	GE
		Lead	<3.0		µg/L	0	GE
		Lindane	<0.0050		µg/L	0	GE
		Magnesium	661		µg/L	0	GE
		Manganese	6.6		µg/L	0	GE
		Mercury	<0.20		µg/L	0	GE
		Methoxychlor	<0.50		µg/L	0	GE
		Nickel	<4.0		µg/L	0	GE
		Nitrate-nitrite as nitrogen	840		µg/L	0	GE
		Phenols	<5.0		µg/L	0	GE
		Potassium	<500		µg/L	0	GE
		Selenium	<2.0		µg/L	0	GE
		Silica	6,490		µg/L	0	GE
		Silver	<2.0		µg/L	0	GE
		Sodium	1,970		µg/L	0	GE
		Sulfate	<1,000		µg/L	0	GE
		1,1,2,2-Tetrachloroethane	<1.0		µg/L	0	GE
		Tetrachloroethylene	<1.0		µg/L	0	GE
		Thallium	<2.0		µg/L	0	GE
		Toluene	<1.0		µg/L	0	GE
		Total dissolved solids	16,000		µg/L	0	GE
		Total organic carbon	<1,000		µg/L	0	GE
		Total organic halogens	<5.0		µg/L	0	GE
		Total phosphates (as P)	<50		µg/L	0	GE
		Toxaphene	<0.24		µg/L	0	GE
		2,4,5-TP (Silvex)	<0.090		µg/L	0	GE
		1,1,1-Trichloroethane	<1.0		µg/L	0	GE
		1,1,2-Trichloroethane	<1.0		µg/L	0	GE
		Trichloroethylene	<1.0		µg/L	0	GE
		Trichlorofluoromethane	<1.0		µg/L	0	GE
		Uranium	<20		µg/L	0	GE
		Vanadium	<8.0		µg/L	0	GE
		Zinc	5.8		µg/L	0	GE
		Gross alpha	<2.0E+00		pCi/L	0	GE
		Nonvolatile beta	<2.0E+00		pCi/L	0	GE
		Total alpha-emitting radium	<1.0E+00		pCi/L	0	GE
		Tritium	1.4E+01 ±6.0E-01		pCi/mL	1	GE

● = exceeded holding time. ■ = exceeded primary drinking water standard.

WELL FSB114A

SRS Coord.	Lat/Longitude	Screen Zone Elevation	Top of Casing	Casing	Formation
N75297.4 E52046.6	33.277229 °N 81.676014 °W	105.0-95.2 ft msl	252.0 ft msl	4" PVC	U. Congaree (IIA)

FIELD MEASUREMENTS

Sample date: 07/04/92
Depth to water: 96.41 ft (29.39 m) below TOC
Water elevation: 155.59 ft (47.42 m) msl
Sp. conductance: 181 µS/cm
Water evacuated before sampling: 158 gal

Time: 9:15
pH: 8.6
Alkalinity: 75 mg/L
Water temperature: 21.0°C

LABORATORY ANALYSES

H	D	Analyte	Result	Mod	Unit	Flag	Lab
●		pH	8.7	J	pH	1	GE
		Specific conductance	178		µS/cm	0	GE
		Aluminum	48	J2	µg/L	1	GE
		Antimony	<2.0	J1	µg/L	0	GE
		Arsenic	2.3		µg/L	0	GE
		Barium	69		µg/L	0	GE
		Benzene	<1.0		µg/L	0	GE
		Bromodichloromethane	<1.0		µg/L	0	GE
		Bromoform	<1.0		µg/L	0	GE
		Bromomethane (Methyl bromide)	<1.0		µg/L	0	GE
		Cadmium	<2.0		µg/L	0	GE
		Calcium	30,400		µg/L	0	GE
		Carbon tetrachloride	<1.0		µg/L	0	GE
		Chloride	2,660		µg/L	0	GE
		Chloride	2,660		µg/L	0	GE
		Chlorobenzene	<1.0		µg/L	0	GE
		Chloroethane	<1.0		µg/L	0	GE
		Chloroethene (Vinyl chloride)	<1.0		µg/L	0	GE
		2-Chloroethyl vinyl ether	<1.0		µg/L	0	GE
		Chloroform	<1.0		µg/L	0	GE
		Chloromethane (Methyl chloride)	<1.0		µg/L	0	GE
		Chromium	<4.0		µg/L	0	GE
		Cobalt	<4.0		µg/L	0	GE
		Copper	<4.0		µg/L	0	GE
		Cyanide	<5.0		µg/L	0	GE
		Dibromochloromethane	<1.0		µg/L	0	GE
		1,1-Dichloroethane	<1.0		µg/L	0	GE
		1,2-Dichloroethane	<1.0		µg/L	0	GE
		1,1-Dichloroethylene	<1.0		µg/L	0	GE
		trans-1,2-Dichloroethylene	<1.0		µg/L	0	GE
		Dichloromethane (Methylene chloride)	<1.0	J2	µg/L	0	GE
		2,4-Dichlorophenoxyacetic acid	<0.30		µg/L	0	GE
		1,2-Dichloropropane	<1.0		µg/L	0	GE
		cis-1,3-Dichloropropene	<1.0		µg/L	0	GE
		trans-1,3-Dichloropropene	<1.0		µg/L	0	GE
		Endrin	<0.0060		µg/L	0	GE
		Ethylbenzene	<1.0		µg/L	0	GE
		Fluoride	<100		µg/L	0	GE
		Iron	<4.0		µg/L	0	GE

● = exceeded holding time. ■ = exceeded primary drinking water standard.

WELL FSB114A collected on 07/04/92, laboratory analyses (cont.)

H	D	Analyte	Result	Mod	Unit	Flag	Lab
		Lead	<3.0		µg/L	0	GE
		Lindane	<0.0050		µg/L	0	GE
		Magnesium	617		µg/L	0	GE
		Manganese	<2.0		µg/L	0	GE
		Mercury	<0.20		µg/L	0	GE
		Methoxychlor	<0.50		µg/L	0	GE
		Nickel	<4.0		µg/L	0	GE
		Nitrate-nitrite as nitrogen	1,930		µg/L	0	GE
		Phenols	<5.0		µg/L	0	GE
		Potassium	5,460		µg/L	0	GE
		Selenium	<2.0		µg/L	0	GE
		Silica	17,100		µg/L	0	GE
		Silver	<2.0		µg/L	0	GE
		Sodium	3,920		µg/L	0	GE
		Sulfate	1,670		µg/L	0	GE
		1,1,2,2-Tetrachloroethane	<1.0		µg/L	0	GE
		Tetrachloroethylene	<1.0		µg/L	0	GE
		Thallium	<2.0		µg/L	0	GE
		Toluene	<1.0		µg/L	0	GE
		Total dissolved solids	108,000		µg/L	0	GE
		Total organic carbon	<1,000		µg/L	0	GE
		Total organic halogens	<5.0		µg/L	0	GE
		Total phosphates (as P)	151		µg/L	0	GE
		Toxaphene	<0.24		µg/L	0	GE
		2,4,5-TP (Silvex)	<0.090		µg/L	0	GE
		1,1,1-Trichloroethane	<1.0		µg/L	0	GE
		1,1,2-Trichloroethane	<1.0		µg/L	0	GE
		Trichloroethylene	<1.0		µg/L	0	GE
		Trichlorofluoromethane	<1.0		µg/L	0	GE
		Uranium	<20		µg/L	0	GE
		Vanadium	<8.0		µg/L	0	GE
		Zinc	21		µg/L	0	GE
		Gross alpha	<2.0E+00		pCi/L	0	GE
		Nonvolatile beta	4.7E+00 ± 1.5E+00		pCi/L	0	GE
		Total alpha-emitting radium	2.1E+00 ± 1.2E+00		pCi/L	0	GE
		Tritium	9.6E-01 ± 3.0E-01		pCi/mL	0	GE

● = exceeded holding time. ■ = exceeded primary drinking water standard.

WELL FSB114C

SRS Coord.	Lat/Longitude	Screen Zone Elevation	Top of Casing	Casing	Formation
N75288.5 E52033.8	33.277188 °N 81.676030 °W	168.0-158.0 ft msl	252.2 ft msl	4" PVC	Barnwell (IIB_1)

FIELD MEASUREMENTS

Sample date: 07/04/92
Depth to water: 38.41 ft (11.71 m) below TOC
Water elevation: 213.79 ft (65.16 m) msl
Sp. conductance: 61 µS/cm
Water evacuated before sampling: 146 gal

Time: 9:30
pH: 5.4
Alkalinity: 9 mg/L
Water temperature: 20.7°C

LABORATORY ANALYSES

H	D	Analyte	Result	Mod	Unit	Flag	Lab
•		pH	5.8	J	pH	0	GE
		Specific conductance	58		µS/cm	0	GE
		Aluminum	<20	J1	µg/L	0	GE
		Antimony	<2.0	J1	µg/L	0	GE
		Arsenic	<2.0		µg/L	0	GE
		Barium	16		µg/L	0	GE
		Benzene	<1.0		µg/L	0	GE
		Bromodichloromethane	<1.0		µg/L	0	GE
		Bromoform	<1.0		µg/L	0	GE
		Bromomethane (Methyl bromide)	<1.0		µg/L	0	GE
		Cadmium	<2.0		µg/L	0	GE
		Calcium	5,580		µg/L	0	GE
		Carbon tetrachloride	<1.0		µg/L	0	GE
		Chloride	3,340		µg/L	0	GE
		Chlorobenzene	<1.0		µg/L	0	GE
		Chloroethane	<1.0		µg/L	0	GE
		Chloroethene (Vinyl chloride)	<1.0		µg/L	0	GE
		2-Chloroethyl vinyl ether	<1.0		µg/L	0	GE
		Chloroform	<1.0		µg/L	0	GE
		Chloromethane (Methyl chloride)	<1.0		µg/L	0	GE
		Chromium	<4.0		µg/L	0	GE
		Cobalt	<4.0		µg/L	0	GE
		Copper	<4.0		µg/L	0	GE
		Cyanide	<5.0		µg/L	0	GE
		Dibromochloromethane	<1.0		µg/L	0	GE
		1,1-Dichloroethane	<1.0		µg/L	0	GE
		1,2-Dichloroethane	<1.0		µg/L	0	GE
		1,1-Dichloroethylene	<1.0		µg/L	0	GE
		trans-1,2-Dichloroethylene	<1.0		µg/L	0	GE
		Dichloromethane (Methylene chloride)	1.4	J2	µg/L	0	GE
		2,4-Dichlorophenoxyacetic acid	<0.30		µg/L	0	GE
		1,2-Dichloropropane	<1.0		µg/L	0	GE
		cis-1,3-Dichloropropene	<1.0		µg/L	0	GE
		trans-1,3-Dichloropropene	<1.0		µg/L	0	GE
		Endrin	<0.0060		µg/L	0	GE
		Ethylbenzene	<1.0		µg/L	0	GE
		Fluoride	<100		µg/L	0	GE
		Iron	8.1		µg/L	0	GE
		Lead	<3.0		µg/L	0	GE

• = exceeded holding time. ■ = exceeded primary drinking water standard.

WELL FSB114C collected on 07/04/92, laboratory analyses (cont.)

H	D	Analyte	Result	Mod	Unit	Flag	Lab
		Lindane	<0.0050		µg/L	0	GE
		Magnesium	490		µg/L	0	GE
		Manganese	6.9		µg/L	0	GE
		Mercury	<0.20		µg/L	0	GE
		Methoxychlor	<0.50		µg/L	0	GE
		Nickel	<4.0		µg/L	0	GE
		Nitrate-nitrite as nitrogen	2,260		µg/L	0	GE
		Phenols	<5.0		µg/L	0	GE
		Potassium	550		µg/L	0	GE
		Selenium	<2.0		µg/L	0	GE
		Silica	9,840		µg/L	0	GE
		Silver	<2.0		µg/L	0	GE
		Sodium	3,790		µg/L	0	GE
		Sulfate	<1,000		µg/L	0	GE
		1,1,2,2-Tetrachloroethane	<1.0		µg/L	0	GE
		Tetrachloroethylene	<1.0		µg/L	0	GE
		Thallium	<2.0		µg/L	0	GE
		Toluene	<1.0		µg/L	0	GE
		Total dissolved solids	38,000		µg/L	0	GE
		Total organic carbon	<1,000		µg/L	0	GE
		Total organic halogens	<5.0		µg/L	0	GE
		Total phosphates (as P)	<50		µg/L	0	GE
		Toxaphene	<0.24		µg/L	0	GE
		2,4,5-TP (Silvex)	<0.090		µg/L	0	GE
		1,1,1-Trichloroethane	<1.0		µg/L	0	GE
		1,1,2-Trichloroethane	<1.0		µg/L	0	GE
		Trichloroethylene	1.6		µg/L	0	GE
		Trichlorofluoromethane	<1.0		µg/L	0	GE
		Uranium	<20		µg/L	0	GE
		Vanadium	<8.0		µg/L	0	GE
		Zinc	14		µg/L	0	GE
		Gross alpha	<2.0E+00		pCi/L	0	GE
		Nonvolatile beta	<2.0E+00		pCi/L	0	GE
		Total alpha-emitting radium	<1.0E+00		pCi/L	0	GE
		Tritium	4.2E+00±4.0E-01		pCi/mL	0	GE

● = exceeded holding time. ■ = exceeded primary drinking water standard.

WELL FSB114D

SRS Coord.	Lat/Longitude	Screen Zone Elevation	Top of Casing	Casing	Formation
N75278.6 E52018.6	33.277141 °N 81.676051 °W	217.8-197.7 ft msl	252.2 ft msl	4" PVC	Water table (IIB_2)

FIELD MEASUREMENTS

Sample date: 07/04/92
Depth to water: 35.07 ft (10.69 m) below TOC
Water elevation: 217.13 ft (66.18 m) msl
Sp. conductance: 49 µS/cm
Water evacuated before sampling: 51 gal

Time: 9:45
pH: 4.7
Alkalinity: 0 mg/L
Water temperature: 20.6°C

LABORATORY ANALYSES

H	D	Analyte	Result	Mod	Unit	Flag	Lab
•		pH	5.0	J	pH	0	GE
		Specific conductance	48		µS/cm	0	GE
		Aluminum	26	J2	µg/L	1	GE
		Antimony	<2.0	J1	µg/L	0	GE
		Arsenic	<2.0		µg/L	0	GE
		Barium	9.3		µg/L	0	GE
		Benzene	<1.0		µg/L	0	GE
		Bromodichloromethane	<1.0		µg/L	0	GE
		Bromoform	<1.0		µg/L	0	GE
		Bromomethane (Methyl bromide)	<1.0		µg/L	0	GE
		Cadmium	<2.0		µg/L	0	GE
		Calcium	760		µg/L	0	GE
		Carbon tetrachloride	<1.0		µg/L	0	GE
		Chloride	3,700		µg/L	0	GE
		Chlorobenzene	<1.0		µg/L	0	GE
		Chloroethane	<1.0		µg/L	0	GE
		Chloroethene (Vinyl chloride)	<1.0		µg/L	0	GE
		2-Chloroethyl vinyl ether	<1.0		µg/L	0	GE
		Chloroform	<1.0		µg/L	0	GE
		Chloromethane (Methyl chloride)	<1.0		µg/L	0	GE
		Chromium	<4.0		µg/L	0	GE
		Cobalt	<4.0		µg/L	0	GE
		Copper	7.2		µg/L	0	GE
		Cyanide	<5.0		µg/L	0	GE
		Dibromochloromethane	<1.0		µg/L	0	GE
		1,1-Dichloroethane	<1.0		µg/L	0	GE
		1,2-Dichloroethane	<1.0		µg/L	0	GE
		1,1-Dichloroethylene	<1.0		µg/L	0	GE
		trans-1,2-Dichloroethylene	<1.0		µg/L	0	GE
		Dichloromethane (Methylene chloride)	1.3	J2	µg/L	0	GE
		2,4-Dichlorophenoxyacetic acid	<0.30		µg/L	0	GE
		1,2-Dichloropropane	<1.0		µg/L	0	GE
		cis-1,3-Dichloropropene	<1.0		µg/L	0	GE
		trans-1,3-Dichloropropene	<1.0		µg/L	0	GE
		Endrin	<0.0060		µg/L	0	GE
		Endrin	<0.0060		µg/L	0	GE
		Ethylbenzene	<1.0		µg/L	0	GE
		Fluoride	<100		µg/L	0	GE
		Iron	11		µg/L	0	GE

• = exceeded holding time. ■ = exceeded primary drinking water standard.

WELL FSB114D collected on 07/04/92, laboratory analyses (cont.)

H	D	Analyte	Result	Mod	Unit	Flag	Lab
		Lead	4.1		µg/L	0	GE
		Lindane	<0.0050		µg/L	0	GE
		Lindane	<0.0050		µg/L	0	GE
		Magnesium	511		µg/L	0	GE
		Manganese	23		µg/L	0	GE
		Mercury	<0.20		µg/L	0	GE
		Mercury	<0.20		µg/L	0	GE
		Methoxychlor	<0.50		µg/L	0	GE
		Methoxychlor	<0.50		µg/L	0	GE
		Nickel	4.4		µg/L	0	GE
		Nitrate-nitrite as nitrogen	2,380		µg/L	0	GE
		Phenols	<5.0		µg/L	0	GE
		Potassium	<500		µg/L	0	GE
		Selenium	<2.0		µg/L	0	GE
		Silica	6,540		µg/L	0	GE
		Silver	<2.0		µg/L	0	GE
		Sodium	6,190		µg/L	0	GE
		Sulfate	<1,000		µg/L	0	GE
		1,1,2,2-Tetrachloroethane	<1.0		µg/L	0	GE
		Tetrachloroethylene	<1.0		µg/L	0	GE
		Thallium	<2.0		µg/L	0	GE
		Toluene	<1.0		µg/L	0	GE
		Total dissolved solids	24,000		µg/L	0	GE
		Total organic carbon	<1,000		µg/L	0	GE
		Total organic halogens	<5.0		µg/L	0	GE
		Total phosphates (as P)	<50		µg/L	0	GE
		Toxaphene	<0.24		µg/L	0	GE
		Toxaphene	<0.24		µg/L	0	GE
		2,4,5-TP (Silvex)	<0.090		µg/L	0	GE
		1,1,1-Trichloroethane	<1.0		µg/L	0	GE
		1,1,2-Trichloroethane	<1.0		µg/L	0	GE
		Trichloroethylene	<1.0		µg/L	0	GE
		Trichlorofluoromethane	<1.0		µg/L	0	GE
		Uranium	<20		µg/L	0	GE
		Vanadium	<8.0		µg/L	0	GE
		Zinc	21		µg/L	0	GE
		Gross alpha	<2.0E+00		pCi/L	0	GE
		Nonvolatile beta	<2.0E+00		pCi/L	0	GE
		Total alpha-emitting radium	<1.0E+00		pCi/L	0	GE
		Total alpha-emitting radium	<1.0E+00		pCi/L	0	GE
		Tritium	8.3E+00 ± 5.0E-01		pCi/mL	0	GE

● = exceeded holding time. ■ = exceeded primary drinking water standard.

WELL FSB115C

SRS Coord.	Lat/Longitude	Screen Zone Elevation	Top of Casing	Casing	Formation
N72515.5 E49736.0	33.267306 °N 81.676692 °W	173.8-163.8 ft msl	207.8 ft msl	4" PVC	Barnwell (IIB_1)

FIELD MEASUREMENTS

Sample date: 07/04/92
Depth to water: 23.21 ft (7.07 m) below TOC
Water elevation: 184.59 ft (56.26 m) msl
Sp. conductance: 30 µS/cm
Water evacuated before sampling: 12 gal
The well went dry during purging.

Time: 13:55
pH: 5.3
Alkalinity: 3 mg/L
Water temperature: 21.5°C

LABORATORY ANALYSES

H	D	Analyte	Result	Mod	Unit	Flag	Lab
•		pH	5.6	J	pH	0	GE
		Specific conductance	29		µS/cm	0	GE
		Aluminum	<20	J1	µg/L	0	GE
		Antimony	<2.0	J1	µg/L	0	GE
		Arsenic	<2.0		µg/L	0	GE
		Barium	5.1		µg/L	0	GE
		Benzene	<1.0		µg/L	0	GE
		Bromodichloromethane	<1.0		µg/L	0	GE
		Bromoform	<1.0		µg/L	0	GE
		Bromomethane (Methyl bromide)	<1.0		µg/L	0	GE
		Cadmium	<2.0		µg/L	0	GE
		Calcium	1,360		µg/L	0	GE
		Carbon tetrachloride	<1.0		µg/L	0	GE
		Chloride	1,610		µg/L	0	GE
		Chlorobenzene	<1.0		µg/L	0	GE
		Chloroethane	<1.0		µg/L	0	GE
		Chloroethene (Vinyl chloride)	<1.0		µg/L	0	GE
		2-Chloroethyl vinyl ether	<1.0		µg/L	0	GE
		Chloroform	<1.0		µg/L	0	GE
		Chloromethane (Methyl chloride)	<1.0		µg/L	0	GE
		Chromium	<4.0		µg/L	0	GE
		Cobalt	<4.0		µg/L	0	GE
		Copper	17		µg/L	0	GE
		Cyanide	<5.0		µg/L	0	GE
		Dibromochloromethane	<1.0		µg/L	0	GE
		1,1-Dichloroethane	<1.0		µg/L	0	GE
		1,2-Dichloroethane	<1.0		µg/L	0	GE
		1,1-Dichloroethylene	<1.0		µg/L	0	GE
		trans-1,2-Dichloroethylene	<1.0		µg/L	0	GE
		Dichloromethane (Methylene chloride)	1.7	J2	µg/L	0	GE
		2,4-Dichlorophenoxyacetic acid	<0.30		µg/L	0	GE
		1,2-Dichloropropane	<1.0		µg/L	0	GE
		cis-1,3-Dichloropropene	<1.0		µg/L	0	GE
		trans-1,3-Dichloropropene	<1.0		µg/L	0	GE
		Endrin	<0.0060		µg/L	0	GE
		Ethylbenzene	<1.0		µg/L	0	GE
		Fluoride	<100		µg/L	0	GE
		Iron	63		µg/L	0	GE
		Lead	<3.0		µg/L	0	GE

• = exceeded holding time. ■ = exceeded primary drinking water standard.

WELL FSB115C collected on 07/04/92, laboratory analyses (cont.)

H	D	Analyte	Result	Mod	Unit	Flag	Lab
		Lindane	<0.0050		µg/L	0	GE
		Magnesium	308		µg/L	0	GE
		Manganese	6.0		µg/L	0	GE
		Mercury	<0.20		µg/L	0	GE
		Methoxychlor	<0.50		µg/L	0	GE
		Nickel	<4.0		µg/L	0	GE
		Nitrate-nitrite as nitrogen	580		µg/L	0	GE
		Nitrate-nitrite as nitrogen	580		µg/L	0	GE
		Phenols	<5.0		µg/L	0	GE
		Phenols	<5.0		µg/L	0	GE
		Potassium	<500		µg/L	0	GE
		Selenium	<2.0		µg/L	0	GE
		Silica	8,330		µg/L	0	GE
		Silver	<2.0		µg/L	0	GE
		Sodium	2,280		µg/L	0	GE
		Sulfate	1,910		µg/L	0	GE
		Sulfate	1,920		µg/L	0	GE
		1,1,2,2-Tetrachloroethane	<1.0		µg/L	0	GE
		Tetrachloroethylene	<1.0		µg/L	0	GE
		Thallium	<2.0		µg/L	0	GE
		Toluene	<1.0		µg/L	0	GE
		Total dissolved solids	18,000		µg/L	0	GE
		Total dissolved solids	20,000		µg/L	0	GE
		Total organic carbon	<1,000		µg/L	0	GE
		Total organic halogens	<5.0		µg/L	0	GE
		Total phosphates (as P)	62		µg/L	0	GE
		Toxaphene	<0.24		µg/L	0	GE
		2,4,5-TP (Silvex)	<0.090		µg/L	0	GE
		1,1,1-Trichloroethane	<1.0		µg/L	0	GE
		1,1,2-Trichloroethane	<1.0		µg/L	0	GE
		Trichloroethylene	<1.0		µg/L	0	GE
		Trichlorofluoromethane	33		µg/L	2	GE
		Uranium	<20		µg/L	0	GE
		Vanadium	<8.0		µg/L	0	GE
		Zinc	45		µg/L	0	GE
		Gross alpha	<2.0E+00		pCi/L	0	GE
		Nonvolatile beta	<2.0E+00		pCi/L	0	GE
		Total alpha-emitting radium	<1.0E+00		pCi/L	0	GE
		Tritium	9.8E+00 ± 5.0E-01		pCi/mL	0	GE

• = exceeded holding time. ■ = exceeded primary drinking water standard.

WELL FSB115D

SRS Coord.	Lat/Longitude	Screen Zone Elevation	Top of Casing	Casing	Formation
N72504.3 E49728.3	33.267268 °N 81.676691 °W	192.5-182.5 ft msl	208.5 ft msl	4" PVC	Water table (IIB_2)

FIELD MEASUREMENTS

Sample date: 07/04/92
Depth to water: 17.10 ft (5.21 m) below TOC
Water elevation: 191.40 ft (58.34 m) msl
Sp. conductance: 19 µS/cm
Water evacuated before sampling: 23 gal

Time: 11:10
pH: 4.6
Alkalinity: 1 mg/L
Water temperature: 20.8°C

LABORATORY ANALYSES

H	D	Analyte	Result	Mod	Unit	Flag	Lab
•		pH	4.9	J	pH	0	GE
		Specific conductance	17		µS/cm	0	GE
		Aluminum	29	J2	µg/L	1	GE
		Antimony	<2.0	J1	µg/L	0	GE
		Arsenic	<2.0		µg/L	0	GE
		Barium	7.1		µg/L	0	GE
		Benzene	<1.0		µg/L	0	GE
		Bromodichloromethane	<1.0		µg/L	0	GE
		Bromoform	<1.0		µg/L	0	GE
		Bromomethane (Methyl bromide)	<1.0		µg/L	0	GE
		Cadmium	<2.0		µg/L	0	GE
		Calcium	306		µg/L	0	GE
		Carbon tetrachloride	<1.0		µg/L	0	GE
		Chloride	1,760		µg/L	0	GE
		Chlorobenzene	<1.0		µg/L	0	GE
		Chloroethane	<1.0		µg/L	0	GE
		Chloroethene (Vinyl chloride)	<1.0		µg/L	0	GE
		2-Chloroethyl vinyl ether	<1.0		µg/L	0	GE
		Chloroform	<1.0		µg/L	0	GE
		Chloromethane (Methyl chloride)	<1.0		µg/L	0	GE
		Chromium	<4.0		µg/L	0	GE
		Cobalt	<4.0		µg/L	0	GE
		Copper	7.2		µg/L	0	GE
		Cyanide	<5.0		µg/L	0	GE
		Dibromochloromethane	<1.0		µg/L	0	GE
		1,1-Dichloroethane	<1.0		µg/L	0	GE
		1,2-Dichloroethane	<1.0		µg/L	0	GE
		1,1-Dichloroethylene	<1.0		µg/L	0	GE
		trans-1,2-Dichloroethylene	<1.0		µg/L	0	GE
		Dichloromethane (Methylene chloride)	3.8	J2	µg/L	0	GE
		2,4-Dichlorophenoxyacetic acid	<0.30		µg/L	0	GE
		1,2-Dichloropropane	<1.0		µg/L	0	GE
		cis-1,3-Dichloropropene	<1.0		µg/L	0	GE
		trans-1,3-Dichloropropene	1.0		µg/L	0	GE
		Endrin	<0.0060		µg/L	0	GE
		Ethylbenzene	<1.0		µg/L	0	GE
		Fluoride	<100		µg/L	0	GE
		Fluoride	<100		µg/L	0	GE
		Iron	21		µg/L	0	GE

• = exceeded holding time. ■ = exceeded primary drinking water standard.

WELL FSB115D collected on 07/04/92, laboratory analyses (cont.)

H	D	Analyte	Result	Mod	Unit	Flag	Lab
		Lead	<3.0		µg/L	0	GE
		Lindane	<0.0050		µg/L	0	GE
		Magnesium	303		µg/L	0	GE
		Manganese	12		µg/L	0	GE
		Mercury	<0.20		µg/L	0	GE
		Methoxychlor	<0.50		µg/L	0	GE
		Nickel	<4.0		µg/L	0	GE
		Nitrate-nitrite as nitrogen	320		µg/L	0	GE
		Phenols	<5.0		µg/L	0	GE
		Potassium	<500		µg/L	0	GE
		Selenium	<2.0		µg/L	0	GE
		Silica	6,170		µg/L	0	GE
		Silver	<2.0		µg/L	0	GE
		Sodium	1,230		µg/L	0	GE
		Sulfate	<1,000		µg/L	0	GE
		1,1,2,2-Tetrachloroethane	<1.0		µg/L	0	GE
		Tetrachloroethylene	<1.0		µg/L	0	GE
		Thallium	<2.0		µg/L	0	GE
		Toluene	1.4		µg/L	0	GE
		Total dissolved solids	5,000		µg/L	0	GE
		Total organic carbon	<1,000		µg/L	0	GE
		Total organic halogens	<5.0		µg/L	0	GE
		Total organic halogens	<5.0		µg/L	0	GE
		Total phosphates (as P)	50		µg/L	0	GE
		Total phosphates (as P)	97		µg/L	0	GE
		Toxaphene	<0.24		µg/L	0	GE
		2,4,5-TP (Silvex)	<0.090		µg/L	0	GE
		1,1,1-Trichloroethane	<1.0		µg/L	0	GE
		1,1,2-Trichloroethane	<1.0		µg/L	0	GE
		Trichloroethylene	<1.0		µg/L	0	GE
		Trichlorofluoromethane	<1.0		µg/L	0	GE
		Uranium	<20		µg/L	0	GE
		Vanadium	<8.0		µg/L	0	GE
		Zinc	15		µg/L	0	GE
		Gross alpha	2.0E+00 ± 7.0E-01		pCi/L	0	GE
		Gross alpha	<2.0E+00		pCi/L	0	GE
		Nonvolatile beta	<2.0E+00		pCi/L	0	GE
		Nonvolatile beta	<2.0E+00		pCi/L	0	GE
		Total alpha-emitting radium	1.3E+00 ± 9.0E-01		pCi/L	0	GE
		Tritium	1.4E+01 ± 6.0E-01		pCi/mL	1	GE

• = exceeded holding time. ■ = exceeded primary drinking water standard.

WELL FSB116C

SRS Coord.	Lat/Longitude	Screen Zone Elevation	Top of Casing	Casing	Formation
N72725.5 E50645.9	33.269255 °N 81.674705 °W	170.5-160.5 ft msl	202.5 ft msl	4" PVC	Barnwell (IIB_1)

FIELD MEASUREMENTS

Sample date: 07/04/92
Depth to water: 12.89 ft (3.93 m) below TOC
Water elevation: 189.61 ft (57.79 m) msl
Sp. conductance: 25 µS/cm
Water evacuated before sampling: 76 gal

Time: 10:35
pH: 4.8
Alkalinity: 1 mg/L
Water temperature: 20.3°C

LABORATORY ANALYSES

H	D	Analyte	Result	Mod	Unit	Flag	Lab
●		pH	5.1	J	pH	0	GE
		Specific conductance	21		µS/cm	0	GE
		Aluminum	32	J2	µg/L	1	GE
		Aluminum	34	J2	µg/L	1	GE
		Antimony	<2.0	J1	µg/L	0	GE
		Arsenic	<2.0		µg/L	0	GE
		Barium	4.8		µg/L	0	GE
		Barium	4.8		µg/L	0	GE
		Benzene	<1.0		µg/L	0	GE
		Benzene	<1.0		µg/L	0	GE
		Bromodichloromethane	<1.0		µg/L	0	GE
		Bromodichloromethane	<1.0		µg/L	0	GE
		Bromoform	<1.0		µg/L	0	GE
		Bromoform	<1.0		µg/L	0	GE
		Bromomethane (Methyl bromide)	<1.0		µg/L	0	GE
		Bromomethane (Methyl bromide)	<1.0		µg/L	0	GE
		Cadmium	<2.0		µg/L	0	GE
		Cadmium	<2.0		µg/L	0	GE
		Calcium	796		µg/L	0	GE
		Calcium	809		µg/L	0	GE
		Carbon tetrachloride	<1.0		µg/L	0	GE
		Carbon tetrachloride	<1.0		µg/L	0	GE
		Chloride	1,720		µg/L	0	GE
		Chlorobenzene	<1.0		µg/L	0	GE
		Chlorobenzene	<1.0		µg/L	0	GE
		Chloroethane	<1.0		µg/L	0	GE
		Chloroethane	<1.0		µg/L	0	GE
		Chloroethene (Vinyl chloride)	<1.0		µg/L	0	GE
		Chloroethene (Vinyl chloride)	<1.0		µg/L	0	GE
		2-Chloroethyl vinyl ether	<1.0		µg/L	0	GE
		2-Chloroethyl vinyl ether	<1.0		µg/L	0	GE
		Chloroform	<1.0		µg/L	0	GE
		Chloroform	<1.0		µg/L	0	GE
		Chloromethane (Methyl chloride)	<1.0		µg/L	0	GE
		Chloromethane (Methyl chloride)	<1.0		µg/L	0	GE
		Chromium	<4.0		µg/L	0	GE
		Chromium	<4.0		µg/L	0	GE
		Cobalt	<4.0		µg/L	0	GE
		Cobalt	<4.0		µg/L	0	GE

● = exceeded holding time. ■ = exceeded primary drinking water standard.

WELL FSB116C collected on 07/04/92, laboratory analyses (cont.)

H	D	Analyte	Result	Mod	Unit	Flag	Lab
		Copper	4.3		µg/L	0	GE
		Copper	4.3		µg/L	0	GE
		Cyanide	<5.0		µg/L	0	GE
		Dibromochloromethane	<1.0		µg/L	0	GE
		Dibromochloromethane	<1.0		µg/L	0	GE
		1,1-Dichloroethane	<1.0		µg/L	0	GE
		1,1-Dichloroethane	<1.0		µg/L	0	GE
		1,2-Dichloroethane	<1.0		µg/L	0	GE
		1,2-Dichloroethane	<1.0		µg/L	0	GE
		1,1-Dichloroethylene	<1.0		µg/L	0	GE
		1,1-Dichloroethylene	<1.0		µg/L	0	GE
		trans-1,2-Dichloroethylene	<1.0		µg/L	0	GE
		trans-1,2-Dichloroethylene	<1.0		µg/L	0	GE
		Dichloromethane (Methylene chloride)	1.9	J2	µg/L	0	GE
		Dichloromethane (Methylene chloride)	<1.0	J2	µg/L	0	GE
		2,4-Dichlorophenoxyacetic acid	<0.30		µg/L	0	GE
		1,2-Dichloropropane	<1.0		µg/L	0	GE
		1,2-Dichloropropane	<1.0		µg/L	0	GE
		cis-1,3-Dichloropropene	<1.0		µg/L	0	GE
		cis-1,3-Dichloropropene	<1.0		µg/L	0	GE
		trans-1,3-Dichloropropene	<1.0		µg/L	0	GE
		trans-1,3-Dichloropropene	<1.0		µg/L	0	GE
		Endrin	<0.0060		µg/L	0	GE
		Ethylbenzene	<1.0		µg/L	0	GE
		Ethylbenzene	<1.0		µg/L	0	GE
		Fluoride	<100		µg/L	0	GE
		Iron	6.3		µg/L	0	GE
		Iron	6.3		µg/L	0	GE
		Lead	<3.0		µg/L	0	GE
		Lindane	<0.0050		µg/L	0	GE
		Magnesium	436		µg/L	0	GE
		Magnesium	437		µg/L	0	GE
		Manganese	7.6		µg/L	0	GE
		Manganese	7.7		µg/L	0	GE
		Mercury	<0.20		µg/L	0	GE
		Methoxychlor	<0.50		µg/L	0	GE
		Nickel	<4.0		µg/L	0	GE
		Nickel	<4.0		µg/L	0	GE
		Nitrate-nitrite as nitrogen	930		µg/L	0	GE
		Phenols	<5.0		µg/L	0	GE
		Potassium	<500		µg/L	0	GE
		Potassium	<500		µg/L	0	GE
		Selenium	<2.0		µg/L	0	GE
		Silica	7,020		µg/L	0	GE
		Silica	7,040		µg/L	0	GE
		Silver	<2.0		µg/L	0	GE
		Silver	<2.0		µg/L	0	GE
		Sodium	1,830		µg/L	0	GE
		Sodium	1,840		µg/L	0	GE
		Sulfate	<1,000		µg/L	0	GE
		1,1,2,2-Tetrachloroethane	<1.0		µg/L	0	GE
		1,1,2,2-Tetrachloroethane	<1.0		µg/L	0	GE
		Tetrachloroethylene	<1.0		µg/L	0	GE
		Tetrachloroethylene	<1.0		µg/L	0	GE
		Thallium	<2.0		µg/L	0	GE
		Toluene	<1.0		µg/L	0	GE

● = exceeded holding time. ■ = exceeded primary drinking water standard.

WELL FSB116C collected on 07/04/92, laboratory analyses (cont.)

H	D	Analyte	Result	Mod	Unit	Flag	Lab
		Toluene	<1.0		µg/L	0	GE
		Total dissolved solids	9,000		µg/L	0	GE
		Total organic carbon	<1,000		µg/L	0	GE
		Total organic halogens	<5.0		µg/L	0	GE
		Total phosphates (as P)	62		µg/L	0	GE
		Toxaphene	<0.24		µg/L	0	GE
		2,4,5-TP (Silvex)	<0.090		µg/L	0	GE
		1,1,1-Trichloroethane	<1.0		µg/L	0	GE
		1,1,1-Trichloroethane	<1.0		µg/L	0	GE
		1,1,2-Trichloroethane	<1.0		µg/L	0	GE
		1,1,2-Trichloroethane	<1.0		µg/L	0	GE
		Trichloroethylene	<1.0		µg/L	0	GE
		Trichloroethylene	<1.0		µg/L	0	GE
		Trichlorofluoromethane	1.9		µg/L	0	GE
		Trichlorofluoromethane	<1.0		µg/L	0	GE
		Uranium	<20		µg/L	0	GE
		Uranium	<20		µg/L	0	GE
		Vanadium	<8.0		µg/L	0	GE
		Vanadium	<8.0		µg/L	0	GE
		Zinc	9.8		µg/L	0	GE
		Zinc	10		µg/L	0	GE
		Gross alpha	<2.0E+00		pCi/L	0	GE
		Nonvolatile beta	<2.0E+00		pCi/L	0	GE
		Total alpha-emitting radium	<1.0E+00		pCi/L	0	GE
		Tritium	1.4E+01 ± 6.0E-01		pCi/mL	1	GE
		Tritium	1.4E+01 ± 6.0E-01		pCi/mL	1	GE

WELL FSB116D

SRS Coord.	Lat/Longitude	Screen Zone Elevation	Top of Casing	Casing	Formation
N72727.4 E50629.7	33.269233 °N 81.674751 °W	196.4-186.4 ft msl	202.9 ft msl	4" PVC	Water table (IIB_2)

FIELD MEASUREMENTS

Sample date: 07/04/92
Depth to water: 10.91 ft (3.33 m) below TOC
Water elevation: 191.99 ft (58.52 m) msl
Sp. conductance: 55 µS/cm
Water evacuated before sampling: 2 gal
The well went dry during purging.

Time: 13:35
pH: 4.9
Alkalinity: 1 mg/L
Water temperature: 22.8°C

LABORATORY ANALYSES

H	D	Analyte	Result	Mod	Unit	Flag	Lab
●		pH	4.9	J	pH	0	GE
		Specific conductance	25		µS/cm	0	GE
		Aluminum	27		µg/L	1	GE
		Antimony	<2.0	J1	µg/L	0	GE
		Arsenic	<2.0		µg/L	0	GE
		Barium	8.2		µg/L	0	GE
		Benzene	<1.0		µg/L	0	GE
		Bromodichloromethane	<1.0		µg/L	0	GE

● = exceeded holding time. ■ = exceeded primary drinking water standard.

WELL FSB116D collected on 07/04/92, laboratory analyses (cont.)

H	D	Analyte	Result	Mod	Unit	Flag	Lab
		Bromoform	<1.0		µg/L	0	GE
		Bromomethane (Methyl bromide)	<1.0		µg/L	0	GE
		Cadmium	<2.0		µg/L	0	GE
		Calcium	632		µg/L	0	GE
		Carbon tetrachloride	<1.0		µg/L	0	GE
		Chloride	3,390		µg/L	0	GE
		Chlorobenzene	<1.0		µg/L	0	GE
		Chloroethane	<1.0		µg/L	0	GE
		Chloroethene (Vinyl chloride)	<1.0		µg/L	0	GE
		2-Chloroethyl vinyl ether	<1.0		µg/L	0	GE
		Chloroform	<1.0		µg/L	0	GE
		Chloromethane (Methyl chloride)	<1.0		µg/L	0	GE
		Chromium	<4.0		µg/L	0	GE
		Cobalt	<4.0		µg/L	0	GE
		Copper	12		µg/L	0	GE
		Cyanide	<5.0		µg/L	0	GE
		Dibromochloromethane	<1.0		µg/L	0	GE
		1,1-Dichloroethane	<1.0		µg/L	0	GE
		1,2-Dichloroethane	<1.0		µg/L	0	GE
		1,1-Dichloroethylene	<1.0		µg/L	0	GE
		trans-1,2-Dichloroethylene	<1.0		µg/L	0	GE
		Dichloromethane (Methylene chloride)	<1.0	J2	µg/L	0	GE
		2,4-Dichlorophenoxyacetic acid	<0.30		µg/L	0	GE
		2,4-Dichlorophenoxyacetic acid	<0.30		µg/L	0	GE
		1,2-Dichloropropane	<1.0		µg/L	0	GE
		cis-1,3-Dichloropropene	<1.0		µg/L	0	GE
		trans-1,3-Dichloropropene	<1.0		µg/L	0	GE
		Endrin	<0.0060		µg/L	0	GE
		Ethylbenzene	<1.0		µg/L	0	GE
		Fluoride	<100		µg/L	0	GE
		Iron	58		µg/L	0	GE
		Lead	3.9		µg/L	0	GE
		Lindane	<0.0050		µg/L	0	GE
		Magnesium	485		µg/L	0	GE
		Manganese	19		µg/L	0	GE
		Mercury	<0.20		µg/L	0	GE
		Methoxychlor	<0.50		µg/L	0	GE
		Nickel	<4.0		µg/L	0	GE
		Nitrate-nitrite as nitrogen	100		µg/L	0	GE
		Phenols	<5.0		µg/L	0	GE
		Potassium	<500		µg/L	0	GE
		Selenium	<2.0		µg/L	0	GE
		Silica	6,320		µg/L	0	GE
		Silver	<2.0		µg/L	0	GE
		Sodium	2,250		µg/L	0	GE
		Sulfate	<1,000		µg/L	0	GE
		1,1,2,2-Tetrachloroethane	<1.0		µg/L	0	GE
		Tetrachloroethylene	<1.0		µg/L	0	GE
		Thallium	<2.0		µg/L	0	GE
		Toluene	<1.0		µg/L	0	GE
		Total dissolved solids	8,000		µg/L	0	GE
		Total organic carbon	<1,000		µg/L	0	GE
		Total organic halogens	<5.0		µg/L	0	GE
		Total phosphates (as P)	325		µg/L	0	GE
		Toxaphene	<0.24		µg/L	0	GE
		2,4,5-TP (Silvex)	<0.090		µg/L	0	GE

● = exceeded holding time. ■ = exceeded primary drinking water standard.

WELL FSB116D collected on 07/04/92, laboratory analyses (cont.)

H	D	Analyte	Result	Mod	Unit	Flag	Lab
		2,4,5-TP (Silvex)	<0.090		µg/L	0	GE
		1,1,1-Trichloroethane	<1.0		µg/L	0	GE
		1,1,2-Trichloroethane	<1.0		µg/L	0	GE
		Trichloroethylene	<1.0		µg/L	0	GE
		Trichlorofluoromethane	<1.0		µg/L	0	GE
		Uranium	<20		µg/L	0	GE
		Vanadium	<8.0		µg/L	0	GE
		Zinc	48		µg/L	0	GE
		Gross alpha	<2.0E+00		pCi/L	0	GE
		Nonvolatile beta	<2.0E+00		pCi/L	0	GE
		Total alpha-emitting radium	<1.0E+00		pCi/L	0	GE
		Tritium	1.5E+01 ± 6.0E-01		pCi/mL	1	GE

WELL FSB117D

SRS Coord.	Lat/Longitude	Screen Zone Elevation	Top of Casing	Casing	Formation
N74070.4 E50486.8	33.271970 °N 81.677736 °W	209.7-189.7 ft msl	230.7 ft msl	4" PVC	Water table (IIB_2)

FIELD MEASUREMENTS

Sample date: 07/16/92
Depth to water: 25.74 ft (7.85 m) below TOC
Water elevation: 204.96 ft (62.47 m) msl
Sp. conductance: 794 µS/cm
Water evacuated before sampling: 40 gal

Time: 14:40
pH: 3.4
Alkalinity: 0 mg/L
Water temperature: 21.0°C

LABORATORY ANALYSES

H	D	Analyte	Result	Mod	Unit	Flag	Lab
●		pH	3.6	J	pH	1	GE
		Specific conductance	720		µS/cm	2	GE
		Aluminum	41,300		µg/L	2	GE
		Antimony	<2.0		µg/L	0	GE
		Arsenic	<2.0		µg/L	0	GE
		Barium	244		µg/L	0	GE
		Benzene	<1.0		µg/L	0	GE
		Bromodichloromethane	<1.0		µg/L	0	GE
		Bromoform	<1.0		µg/L	0	GE
		Bromomethane (Methyl bromide)	<1.0		µg/L	0	GE
		Cadmium	4.3		µg/L	1	GE
		Calcium	2,370	J2	µg/L	0	GE
		Carbon tetrachloride	<1.0		µg/L	0	GE
		Chloride	1,070		µg/L	0	GE
		Chlorobenzene	<1.0		µg/L	0	GE
		Chloroethane	<1.0		µg/L	0	GE
		Chloroethene (Vinyl chloride)	<1.0		µg/L	0	GE
		2-Chloroethyl vinyl ether	<1.0		µg/L	0	GE
		Chloroform	<1.0		µg/L	0	GE
		Chloromethane (Methyl chloride)	<1.0		µg/L	0	GE
		Chromium	<4.0		µg/L	0	GE
		Cobalt	23		µg/L	1	GE

● = exceeded holding time. ■ = exceeded primary drinking water standard.

WELL FSB117D collected on 07/16/92, laboratory analyses (cont.)

H	D	Analyte	Result	Mod	Unit	Flag	Lab
		Copper	34		µg/L	0	GE
		Cyanide	<5.0		µg/L	0	GE
		Dibromochloromethane	<1.0		µg/L	0	GE
		1,1-Dichloroethane	<1.0		µg/L	0	GE
		1,2-Dichloroethane	<1.0		µg/L	0	GE
		1,1-Dichloroethylene	<1.0		µg/L	0	GE
		trans-1,2-Dichloroethylene	<1.0		µg/L	0	GE
		Dichloromethane (Methylene chloride)	1.7	J2	µg/L	0	GE
		2,4-Dichlorophenoxyacetic acid	<0.30		µg/L	0	GE
		1,2-Dichloropropane	<1.0		µg/L	0	GE
		cis-1,3-Dichloropropene	<1.0		µg/L	0	GE
		trans-1,3-Dichloropropene	<1.0		µg/L	0	GE
		Endrin	<0.0060		µg/L	0	GE
		Ethylbenzene	<1.0		µg/L	0	GE
		Fluoride	403		µg/L	0	GE
		Iron	113		µg/L	0	GE
		Lead	<3.0		µg/L	0	GE
		Lindane	<0.0050		µg/L	0	GE
		Magnesium	1,900		µg/L	0	GE
		Manganese	962		µg/L	2	GE
		Mercury	1.4		µg/L	1	GE
		Methoxychlor	<0.50		µg/L	0	GE
		Nickel	18		µg/L	0	GE
	■	Nitrate-nitrite as nitrogen	100,000		µg/L	2	GE
		Phenols	<5.0		µg/L	0	GE
		Potassium	686		µg/L	0	GE
		Selenium	<2.0		µg/L	0	GE
		Silica	20,400		µg/L	0	GE
		Silver	<2.0		µg/L	0	GE
		Sodium	12,100		µg/L	0	GE
		Sulfate	1,950		µg/L	0	GE
		1,1,2,2-Tetrachloroethane	<1.0		µg/L	0	GE
		Tetrachloroethylene	<1.0		µg/L	0	GE
		Thallium	<2.0		µg/L	0	GE
		Toluene	<1.0		µg/L	0	GE
		Total dissolved solids	261,000	V	µg/L	0	GE
		Total organic carbon	<1,000		µg/L	0	GE
		Total organic halogens	<5.0		µg/L	0	GE
		Total phosphates (as P)	<50		µg/L	0	GE
		Toxaphene	<0.24		µg/L	0	GE
		2,4,5-TP (Silvex)	<0.090		µg/L	0	GE
		1,1,1-Trichloroethane	<1.0		µg/L	0	GE
		1,1,2-Trichloroethane	<1.0		µg/L	0	GE
		Trichloroethylene	<1.0		µg/L	0	GE
		Trichlorofluoromethane	<1.0		µg/L	0	GE
	■	Uranium	2,060		µg/L	2	GE
		Vanadium	<8.0		µg/L	0	GE
		Zinc	45		µg/L	0	GE
		Antimony-125	<2.0E+01		pCi/L	0	GP
		Antimony-125	<2.0E+01		pCi/L	0	GP
		Cerium-144	<6.0E+01		pCi/L	0	GP
		Cerium-144	<6.0E+01		pCi/L	0	GP
		Cesium-134	<1.0E+01		pCi/L	0	GP
		Cesium-134	<1.0E+01		pCi/L	0	GP
		Cesium-137	<1.0E+01		pCi/L	0	GP
		Cesium-137	<1.0E+01		pCi/L	0	GP

● = exceeded holding time. ■ = exceeded primary drinking water standard.

WELL FSB117D collected on 07/16/92, laboratory analyses (cont.)

H	D	Analyte	Result	Mod	Unit	Flag	Lab
		Chromium-51	<1.1E+02		pCi/L	0	EM
		Cobalt-57	<1.0E+01		pCi/L	0	GP
		Cobalt-57	<1.0E+01		pCi/L	0	GP
		Cobalt-60	<1.0E+01		pCi/L	0	GP
		Cobalt-60	<1.0E+01		pCi/L	0	GP
		Europium-152	<4.0E+01		pCi/L	0	GP
		Europium-152	<4.0E+01		pCi/L	0	GP
		Europium-154	<2.0E+01		pCi/L	0	GP
		Europium-154	<2.0E+01		pCi/L	0	GP
		Europium-155	<3.0E+01		pCi/L	0	GP
		Europium-155	<3.0E+01		pCi/L	0	GP
	■	Gross alpha	1.0E+03 ± 3.7E+01		pCi/L	2	GE
	■	Gross alpha	1.0E+03 ± 3.7E+01		pCi/L	2	GE
		Iodine-131	<2.0E+01		pCi/L	0	EM
		Manganese-54	<1.0E+01		pCi/L	0	GP
		Manganese-54	<1.0E+01		pCi/L	0	GP
		Niobium-95	<1.5E+01		pCi/L	0	EM
	■	Nonvolatile beta	1.3E+03 ± 5.2E+01		pCi/L	2	GE
	■	Nonvolatile beta	1.3E+03 ± 5.2E+01		pCi/L	2	GE
		Potassium-40	<1.1E+02		pCi/L	0	GP
		Potassium-40	<1.1E+02		pCi/L	0	GP
		Promethium-144	<1.0E+01		pCi/L	0	GP
		Promethium-144	<1.0E+01		pCi/L	0	GP
		Promethium-146	<1.0E+01		pCi/L	0	GP
		Promethium-146	<1.0E+01		pCi/L	0	GP
		Ruthenium-106	<9.0E+01		pCi/L	0	GP
		Ruthenium-106	<9.0E+01		pCi/L	0	GP
		Ruthenium-106	<1.3E+02		pCi/L	0	EM
		Sodium-22	<1.0E+01		pCi/L	0	GP
		Sodium-22	<1.0E+01		pCi/L	0	GP
		Total activity	3.5E+06 ± 4.4E+04		pCi/L	0	EM
	■	Total alpha-emitting radium	6.1E+01 ± 3.9E+00		pCi/L	2	GE
	■	Total alpha-emitting radium	6.4E+01 ± 4.0E+00		pCi/L	2	GE
	■	Tritium	3.5E+03 ± 8.8E+00		pCi/mL	2	GE
		Yttrium-88	<6.0E+01		pCi/L	0	GP
		Yttrium-88	<6.0E+01		pCi/L	0	GP
		Zinc-65	<2.0E+01		pCi/L	0	GP
		Zinc-65	<2.0E+01		pCi/L	0	GP
		Zirconium-95	<2.0E+01		pCi/L	0	EM

● = exceeded holding time. ■ = exceeded primary drinking water standard.

WELL FSB118D

SRS Coord.	Lat/Longitude	Screen Zone Elevation	Top of Casing	Casing	Formation
N74697.9 E51276.3	33.274646 °N 81.676877 °W	211.3-191.3 ft msl	243.3 ft msl	4" PVC	Water table (IIB_2)

FIELD MEASUREMENTS

Sample date: 07/10/92
Depth to water: 31.46 ft (9.59 m) below TOC
Water elevation: 211.84 ft (64.57 m) msl
Sp. conductance: 37 µS/cm
Water evacuated before sampling: 54 gal

Time: 13:20
pH: 4.9
Alkalinity: 1 mg/L
Water temperature: 21.0°C

LABORATORY ANALYSES

H	D	Analyte	Result	Mod	Unit	Flag	Lab
•		pH	5.2	J	pH	0	GE
		Specific conductance	25		µS/cm	0	GE
		Aluminum	<20		µg/L	0	GE
		Antimony	<2.0		µg/L	0	GE
		Arsenic	<2.0		µg/L	0	GE
		Barium	18		µg/L	0	GE
		Benzene	<1.0		µg/L	0	GE
		Bromodichloromethane	<1.0		µg/L	0	GE
		Bromoform	<1.0		µg/L	0	GE
		Bromomethane (Methyl bromide)	<1.0		µg/L	0	GE
		Cadmium	<2.0		µg/L	0	GE
		Calcium	1,760		µg/L	0	GE
		Carbon tetrachloride	<1.0		µg/L	0	GE
		Chloride	2,840		µg/L	0	GE
		Chlorobenzene	<1.0		µg/L	0	GE
		Chloroethane	<1.0		µg/L	0	GE
		Chloroethene (Vinyl chloride)	<1.0		µg/L	0	GE
		2-Chloroethyl vinyl ether	<1.0		µg/L	0	GE
		Chloroform	<1.0		µg/L	0	GE
		Chloromethane (Methyl chloride)	<1.0		µg/L	0	GE
		Chromium	<4.0		µg/L	0	GE
		Cobalt	<4.0		µg/L	0	GE
		Copper	4.2		µg/L	0	GE
		Cyanide	<5.0		µg/L	0	GE
		Dibromochloromethane	<1.0		µg/L	0	GE
		1,1-Dichloroethane	<1.0		µg/L	0	GE
		1,2-Dichloroethane	<1.0		µg/L	0	GE
		1,1-Dichloroethylene	<1.0		µg/L	0	GE
		trans-1,2-Dichloroethylene	<1.0		µg/L	0	GE
		Dichloromethane (Methylene chloride)	7.2	J2	µg/L	0	GE
•		2,4-Dichlorophenoxyacetic acid	<0.30	J	µg/L	0	GE
		1,2-Dichloropropane	<1.0		µg/L	0	GE
		cis-1,3-Dichloropropene	<1.0		µg/L	0	GE
		trans-1,3-Dichloropropene	<1.0		µg/L	0	GE
		Endrin	<0.0060		µg/L	0	GE
		Ethylbenzene	<1.0		µg/L	0	GE
		Fluoride	<100		µg/L	0	GE
		Iron	13		µg/L	0	GE
		Lead	5.1		µg/L	0	GE

• = exceeded holding time. ■ = exceeded primary drinking water standard.

WELL FSB118D collected on 07/10/92, laboratory analyses (cont.)

H	D	Analyte	Result	Mod	Unit	Flag	Lab
		Lindane	<0.0050		µg/L	0	GE
		Magnesium	723		µg/L	0	GE
		Manganese	28		µg/L	1	GE
		Mercury	<0.20		µg/L	0	GE
		Methoxychlor	<0.50		µg/L	0	GE
		Nickel	5.3		µg/L	0	GE
		Nitrate-nitrite as nitrogen	1,680		µg/L	0	GE
		Phenols	<5.0		µg/L	0	GE
		Potassium	<500		µg/L	0	GE
		Selenium	<2.0	J1	µg/L	0	GE
		Silica	8,350		µg/L	0	GE
		Silver	<2.0		µg/L	0	GE
		Sodium	2,820		µg/L	0	GE
		Sulfate	<1,000		µg/L	0	GE
		1,1,2,2-Tetrachloroethane	<1.0		µg/L	0	GE
		Tetrachloroethylene	1.3		µg/L	0	GE
	■	Thallium	4.1		µg/L	2	GE
		Toluene	1.0		µg/L	0	GE
		Total dissolved solids	11,000		µg/L	0	GE
		Total dissolved solids	11,000		µg/L	0	GE
		Total organic carbon	<1,000		µg/L	0	GE
		Total organic carbon	<1,000		µg/L	0	GE
		Total organic halogens	<5.0		µg/L	0	GE
		Total phosphates (as P)	<50		µg/L	0	GE
		Toxaphene	<0.24		µg/L	0	GE
●		2,4,5-TP (Silvex)	<0.090	J	µg/L	0	GE
		1,1,1-Trichloroethane	<1.0		µg/L	0	GE
		1,1,2-Trichloroethane	<1.0		µg/L	0	GE
		Trichloroethylene	1.3		µg/L	0	GE
		Trichlorofluoromethane	5.6		µg/L	1	GE
		Uranium	<20		µg/L	0	GE
		Vanadium	<8.0		µg/L	0	GE
		Zinc	31		µg/L	0	GE
		Gross alpha	<2.0E+00		pCi/L	0	GE
		Gross alpha	<2.0E+00		pCi/L	0	GE
		Nonvolatile beta	<2.0E+00		pCi/L	0	GE
		Nonvolatile beta	<2.0E+00		pCi/L	0	GE
		Total alpha-emitting radium	<1.0E+00		pCi/L	0	GE
		Tritium	1.3E+01 ± 6.0E-01		pCi/mL	1	GE

● = exceeded holding time. ■ = exceeded primary drinking water standard.

WELL FSB119D

SRS Coord.	Lat/Longitude	Screen Zone Elevation	Top of Casing	Casing	Formation
N74599.7 E50600.6	33.273326 °N 81.678465 °W	213.1-193.1 ft msl	254.1 ft msl	4" PVC	Water table (IIB_2)

FIELD MEASUREMENTS

Sample date: 07/16/92
Depth to water: 45.73 ft (13.94 m) below TOC
Water elevation: 208.37 ft (63.51 m) msl
Sp. conductance: 1878 µS/cm
Water evacuated before sampling: 40 gal

Time: 13:45
pH: 3.2
Alkalinity: 0 mg/L
Water temperature: 25.1°C

LABORATORY ANALYSES

H	D	Analyte	Result	Mod	Unit	Flag	Lab
●		pH	3.5	J	pH	1	GE
		Specific conductance	1,820		µS/cm	2	GE
		Aluminum	97,400		µg/L	2	GE
		Antimony	<2.0		µg/L	0	GE
		Arsenic	<2.0		µg/L	0	GE
		Barium	353		µg/L	0	GE
		Benzene	<1.0		µg/L	0	GE
		Bromodichloromethane	<1.0		µg/L	0	GE
		Bromoform	<1.0		µg/L	0	GE
		Bromomethane (Methyl bromide)	<1.0		µg/L	0	GE
		Cadmium	4.9		µg/L	1	GE
		Calcium	3,140	J2	µg/L	0	GE
		Carbon tetrachloride	<1.0		µg/L	0	GE
		Chloride	1,380		µg/L	0	GE
		Chlorobenzene	<1.0		µg/L	0	GE
		Chloroethane	<1.0		µg/L	0	GE
		Chloroethene (Vinyl chloride)	<1.0		µg/L	0	GE
		2-Chloroethyl vinyl ether	<1.0		µg/L	0	GE
		Chloroform	<1.0		µg/L	0	GE
		Chloromethane (Methyl chloride)	<1.0		µg/L	0	GE
		Chromium	<4.0		µg/L	0	GE
		Cobalt	38		µg/L	1	GE
		Copper	52		µg/L	0	GE
●		Cyanide	<5.0	J	µg/L	0	GE
		Dibromochloromethane	<1.0		µg/L	0	GE
		1,1-Dichloroethane	<1.0		µg/L	0	GE
		1,2-Dichloroethane	<1.0		µg/L	0	GE
		1,1-Dichloroethylene	<1.0		µg/L	0	GE
		trans-1,2-Dichloroethylene	<1.0		µg/L	0	GE
		Dichloromethane (Methylene chloride)	1.6	J2	µg/L	0	GE
		2,4-Dichlorophenoxyacetic acid	<0.30		µg/L	0	GE
		1,2-Dichloropropane	<1.0		µg/L	0	GE
		cis-1,3-Dichloropropene	<1.0		µg/L	0	GE
		trans-1,3-Dichloropropene	<1.0		µg/L	0	GE
		Endrin	<0.0060		µg/L	0	GE
		Ethylbenzene	<1.0		µg/L	0	GE
		Fluoride	532		µg/L	0	GE
		Iron	737		µg/L	2	GE
	■	Lead	25		µg/L	2	GE

● = exceeded holding time. ■ = exceeded primary drinking water standard.

WELL FSB119D collected on 07/16/92, laboratory analyses (cont.)

H	D	Analyte	Result	Mod	Unit	Flag	Lab
		Lindane	<0.0050		µg/L	0	GE
		Magnesium	2,020		µg/L	0	GE
		Manganese	1,850		µg/L	2	GE
		Mercury	1.6		µg/L	1	GE
		Methoxychlor	<0.50		µg/L	0	GE
		Nickel	39		µg/L	0	GE
	■	Nitrate-nitrite as nitrogen	264,000		µg/L	2	GE
		Phenols	<5.0		µg/L	0	GE
		Potassium	1,360		µg/L	0	GE
		Selenium	<2.0		µg/L	0	GE
		Silica	25,900		µg/L	0	GE
		Silver	<2.0		µg/L	0	GE
		Sodium	61,300		µg/L	0	GE
		Sulfate	2,510		µg/L	0	GE
		1,1,2,2-Tetrachloroethane	<1.0		µg/L	0	GE
		Tetrachloroethylene	<1.0		µg/L	0	GE
		Thallium	<2.0		µg/L	0	GE
		Toluene	<1.0		µg/L	0	GE
		Total dissolved solids	788,000	V	µg/L	0	GE
		Total organic carbon	2,320		µg/L	0	GE
		Total organic carbon	2,420		µg/L	0	GE
		Total organic halogens	8.2		µg/L	0	GE
		Total phosphates (as P)	570		µg/L	0	GE
		Toxaphene	<0.24		µg/L	0	GE
		2,4,5-TP (Silvex)	<0.090		µg/L	0	GE
		1,1,1-Trichloroethane	<1.0		µg/L	0	GE
		1,1,2-Trichloroethane	<1.0		µg/L	0	GE
		Trichloroethylene	<1.0		µg/L	0	GE
		Trichlorofluoromethane	<1.0		µg/L	0	GE
	■	Uranium	2,420		µg/L	2	GE
		Vanadium	<8.0		µg/L	0	GE
		Zinc	91		µg/L	0	GE
		Antimony-125	<2.0E+01		pCi/L	0	GP
		Cerium-144	<6.0E+01		pCi/L	0	GP
		Cesium-134	<1.0E+01		pCi/L	0	GP
		Cesium-137	<1.0E+01		pCi/L	0	GP
		Chromium-51	<1.1E+02		pCi/L	0	EM
		Cobalt-57	<1.0E+01		pCi/L	0	GP
		Cobalt-60	<1.0E+01		pCi/L	0	GP
		Europium-152	<4.0E+01		pCi/L	0	GP
		Europium-154	<2.0E+01		pCi/L	0	GP
		Europium-155	<3.0E+01		pCi/L	0	GP
	■	Gross alpha	7.1E+02 ± 5.8E+01		pCi/L	2	GE
		Iodine-131	<2.0E+01		pCi/L	0	EM
		Manganese-54	<1.0E+01		pCi/L	0	GP
		Niobium-95	<1.5E+01		pCi/L	0	EM
	■	Nonvolatile beta	2.2E+03 ± 5.1E+01		pCi/L	2	GE
		Potassium-40	<1.1E+02		pCi/L	0	GP
		Promethium-144	<1.0E+01		pCi/L	0	GP
		Promethium-146	<1.0E+01		pCi/L	0	GP
		Ruthenium-106	<9.0E+01		pCi/L	0	GP
		Ruthenium-106	<1.3E+02		pCi/L	0	EM
		Sodium-22	<1.0E+01		pCi/L	0	GP
		Total activity	2.0E+07 ± 2.4E+05		pCi/L	0	EM
	■	Total alpha-emitting radium	1.1E+02 ± 6.0E+00		pCi/L	2	GE
	■	Tritium	2.0E+04 ± 2.1E+01		pCi/mL	2	GE

● = exceeded holding time. ■ = exceeded primary drinking water standard.

WELL FSB119D collected on 07/16/92, laboratory analyses (cont.)

H	D	Analyte	Result	Mod	Unit	Flag	Lab
		Yttrium-88	<6.0E+01		pCi/L	0	GP
		Zinc-65	<2.0E+01		pCi/L	0	GP
		Zirconium-95	<2.0E+01		pCi/L	0	EM

WELL FSB120A

SRS Coord.	Lat/Longitude	Screen Zone Elevation	Top of Casing	Casing	Formation
N75538.9 E49175.7	33.273077 °N 81.684041 °W	109.0-99.0 ft msl	280.1 ft msl	4" PVC	U. Congaree (IIA)

FIELD MEASUREMENTS

Sample date: 07/19/92
Depth to water: 131.89 ft (40.20 m) below TOC
Water elevation: 148.21 ft (45.17 m) msl
Sp. conductance: 460 µS/cm
Water evacuated before sampling: 161 gal

Time: 8:35
pH: 11.3
Alkalinity: 126 mg/L
Water temperature: 20.3°C

LABORATORY ANALYSES

H	D	Analyte	Result	Mod	Unit	Flag	Lab
●		pH	11	J	pH	2	GE
●		pH	11	J	pH	2	GE
●		pH	11	J	pH	2	WA
●		pH	11	J	pH	2	WA
●		pH	11	J	pH	2	WA
		Specific conductance	410		µS/cm	1	GE
		Specific conductance	410		µS/cm	1	GE
●		Specific conductance	474	J	µS/cm	1	WA
●		Specific conductance	474	J	µS/cm	1	WA
●		Specific conductance	408	J	µS/cm	1	WA
		Aluminum	1,840		µg/L	2	GE
		Aluminum	1,850		µg/L	2	GE
		Aluminum	1,860		µg/L	2	GE
		Aluminum	1,970		µg/L	2	WA
		Aluminum	1,930		µg/L	2	WA
		Antimony	<2.0		µg/L	0	GE
		Antimony	<2.0		µg/L	0	GE
	■	Antimony	5.3	J3	µg/L	2	WA
		Antimony	<2.6		µg/L	0	WA
		Arsenic	<2.0		µg/L	0	GE
		Arsenic	<2.0		µg/L	0	GE
		Arsenic	<2.0		µg/L	0	WA
	■	Arsenic	96		µg/L	2	WA
		Arsenic	<2.0		µg/L	0	WA
		Barium	43		µg/L	0	GE
		Barium	44		µg/L	0	GE
		Barium	44		µg/L	0	GE
		Barium	49		µg/L	0	WA
		Barium	49		µg/L	0	WA
		Benzene	<1.0		µg/L	0	GE
		Benzene	<1.0		µg/L	0	GE

● = exceeded holding time. ■ = exceeded primary drinking water standard.

WELL FSB120A collected on 07/19/92, laboratory analyses (cont.)

H	D	Analyte	Result	Mod	Unit	Flag	Lab
		Benzene	<5.0		µg/L	0	WA
		Benzene	<5.0		µg/L	0	WA
		Bromodichloromethane	<1.0		µg/L	0	GE
		Bromodichloromethane	<1.0		µg/L	0	GE
		Bromodichloromethane	<5.0		µg/L	0	WA
		Bromodichloromethane	<5.0		µg/L	0	WA
		Bromoform	<1.0		µg/L	0	GE
		Bromoform	<1.0		µg/L	0	GE
		Bromoform	<5.0		µg/L	0	WA
		Bromoform	<5.0		µg/L	0	WA
		Bromomethane (Methyl bromide)	<1.0		µg/L	0	GE
		Bromomethane (Methyl bromide)	<1.0		µg/L	0	GE
		Bromomethane (Methyl bromide)	<10		µg/L	0	WA
		Bromomethane (Methyl bromide)	<10		µg/L	0	WA
		Cadmium	<2.0		µg/L	0	GE
		Cadmium	<2.0		µg/L	0	GE
		Cadmium	<2.0		µg/L	0	GE
		Cadmium	0.88	J3	µg/L	0	WA
		Cadmium	0.50	J3	µg/L	0	WA
		Calcium	44,100		µg/L	0	GE
		Calcium	44,400		µg/L	0	GE
		Calcium	44,800		µg/L	0	GE
		Calcium	48,100		µg/L	0	WA
		Calcium	47,600		µg/L	0	WA
		Carbon tetrachloride	<1.0		µg/L	0	GE
		Carbon tetrachloride	<1.0		µg/L	0	GE
		Carbon tetrachloride	<5.0		µg/L	0	WA
		Carbon tetrachloride	<5.0		µg/L	0	WA
		Chloride	2,180		µg/L	0	GE
		Chloride	2,200		µg/L	0	GE
		Chloride	2,360		µg/L	0	WA
		Chloride	2,370		µg/L	0	WA
		Chlorobenzene	<1.0		µg/L	0	GE
		Chlorobenzene	<1.0		µg/L	0	GE
		Chlorobenzene	<5.0		µg/L	0	WA
		Chlorobenzene	<5.0		µg/L	0	WA
		Chloroethane	<1.0		µg/L	0	GE
		Chloroethane	<1.0		µg/L	0	GE
		Chloroethane	<10		µg/L	0	WA
		Chloroethane	<10		µg/L	0	WA
		Chloroethene (Vinyl chloride)	<1.0		µg/L	0	GE
		Chloroethene (Vinyl chloride)	<1.0		µg/L	0	GE
		Chloroethene (Vinyl chloride)	<10		µg/L	0	WA
		Chloroethene (Vinyl chloride)	<10		µg/L	0	WA
		2-Chloroethyl vinyl ether	<1.0		µg/L	0	GE
		2-Chloroethyl vinyl ether	<1.0		µg/L	0	GE
		2-Chloroethyl vinyl ether	<10		µg/L	0	WA
		2-Chloroethyl vinyl ether	<10		µg/L	0	WA
		Chloroform	<1.0		µg/L	0	GE
		Chloroform	<1.0		µg/L	0	GE
		Chloroform	<5.0		µg/L	0	WA
		Chloroform	<5.0		µg/L	0	WA
		Chloromethane (Methyl chloride)	<1.0		µg/L	0	GE
		Chloromethane (Methyl chloride)	<1.0		µg/L	0	GE
		Chloromethane (Methyl chloride)	<10		µg/L	0	WA
		Chloromethane (Methyl chloride)	<10		µg/L	0	WA

● = exceeded holding time. ■ = exceeded primary drinking water standard.

WELL FSB120A collected on 07/19/92, laboratory analyses (cont.)

H	D	Analyte	Result	Mod	Unit	Flag	Lab
		Chromium	<4.0		µg/L	0	GE
		Chromium	<4.0		µg/L	0	GE
		Chromium	<4.0		µg/L	0	GE
		Chromium	8.2		µg/L	0	WA
		Chromium	<1.1		µg/L	0	WA
		Cobalt	<4.0		µg/L	0	GE
		Cobalt	<4.0		µg/L	0	GE
		Cobalt	<4.0		µg/L	0	GE
		Cobalt	0.92	J3	µg/L	0	WA
		Cobalt	<0.88		µg/L	0	WA
		Copper	<4.0		µg/L	0	GE
		Copper	<4.0		µg/L	0	GE
		Copper	<4.0		µg/L	0	GE
		Copper	2.8	J3	µg/L	0	WA
		Copper	<1.1		µg/L	0	WA
●		Cyanide	<5.0	J	µg/L	0	GE
●		Cyanide	<5.0	J	µg/L	0	GE
		Cyanide	<5.0		µg/L	0	WA
		Cyanide	<5.0		µg/L	0	WA
		Dibromochloromethane	<1.0		µg/L	0	GE
		Dibromochloromethane	<1.0		µg/L	0	GE
		Dibromochloromethane	<5.0		µg/L	0	WA
		Dibromochloromethane	<5.0		µg/L	0	WA
		1,1-Dichloroethane	<1.0		µg/L	0	GE
		1,1-Dichloroethane	<1.0		µg/L	0	GE
		1,1-Dichloroethane	<5.0		µg/L	0	WA
		1,1-Dichloroethane	<5.0		µg/L	0	WA
		1,2-Dichloroethane	<1.0		µg/L	0	GE
		1,2-Dichloroethane	<1.0		µg/L	0	GE
		1,2-Dichloroethane	<5.0		µg/L	0	WA
		1,2-Dichloroethane	<5.0		µg/L	0	WA
		1,1-Dichloroethylene	<1.0		µg/L	0	GE
		1,1-Dichloroethylene	<1.0		µg/L	0	GE
		1,1-Dichloroethylene	<5.0		µg/L	0	WA
		1,1-Dichloroethylene	<5.0		µg/L	0	WA
		trans-1,2-Dichloroethylene	<1.0		µg/L	0	GE
		trans-1,2-Dichloroethylene	<1.0		µg/L	0	GE
		trans-1,2-Dichloroethylene	<5.0		µg/L	0	WA
		trans-1,2-Dichloroethylene	<5.0		µg/L	0	WA
		Dichloromethane (Methylene chloride)	1.4	J2	µg/L	0	GE
		Dichloromethane (Methylene chloride)	1.8	J2	µg/L	0	GE
		Dichloromethane (Methylene chloride)	<5.0		µg/L	0	WA
		Dichloromethane (Methylene chloride)	<5.0		µg/L	0	WA
		2,4-Dichlorophenoxyacetic acid	<0.30		µg/L	0	GE
		2,4-Dichlorophenoxyacetic acid	<0.30		µg/L	0	GE
		2,4-Dichlorophenoxyacetic acid	<1.1		µg/L	0	WA
		2,4-Dichlorophenoxyacetic acid	<2.2		µg/L	0	WA
		2,4-Dichlorophenoxyacetic acid	<1.1		µg/L	0	WA
		1,2-Dichloropropane	<1.0		µg/L	0	GE
		1,2-Dichloropropane	<1.0		µg/L	0	GE
		1,2-Dichloropropane	<5.0		µg/L	0	WA
		1,2-Dichloropropane	<5.0		µg/L	0	WA
		cis-1,3-Dichloropropene	<1.0		µg/L	0	GE
		cis-1,3-Dichloropropene	<1.0		µg/L	0	GE
		cis-1,3-Dichloropropene	<5.0		µg/L	0	WA
		cis-1,3-Dichloropropene	<5.0		µg/L	0	WA

● = exceeded holding time. ■ = exceeded primary drinking water standard.

WELL FSB120A collected on 07/19/92, laboratory analyses (cont.)

H	D	Analyte	Result	Mod	Unit	Flag	Lab
		trans-1,3-Dichloropropene	<1.0		µg/L	0	GE
		trans-1,3-Dichloropropene	<1.0		µg/L	0	GE
		trans-1,3-Dichloropropene	<5.0		µg/L	0	WA
		trans-1,3-Dichloropropene	<5.0		µg/L	0	WA
		Endrin	<0.0060		µg/L	0	GE
		Endrin	<0.0060		µg/L	0	GE
		Endrin	<0.11		µg/L	0	WA
		Endrin	<0.11		µg/L	0	WA
		Endrin	<0.22		µg/L	0	WA
		Ethylbenzene	<1.0		µg/L	0	GE
		Ethylbenzene	<1.0		µg/L	0	GE
		Ethylbenzene	<5.0		µg/L	0	WA
		Ethylbenzene	<5.0		µg/L	0	WA
		Fluoride	186		µg/L	0	GE
		Fluoride	206		µg/L	0	GE
		Fluoride	181		µg/L	0	WA
		Fluoride	182		µg/L	0	WA
		Fluoride	180		µg/L	0	WA
		Iron	<4.0		µg/L	0	GE
		Iron	<4.0		µg/L	0	GE
		Iron	<4.0		µg/L	0	GE
		Iron	14		µg/L	0	WA
		Iron	6.5	J3	µg/L	0	WA
		Lead	<3.0		µg/L	0	GE
		Lead	<3.0		µg/L	0	GE
		Lead	<2.0		µg/L	0	WA
		Lead	<2.0		µg/L	0	WA
		Lindane	<0.0050		µg/L	0	GE
		Lindane	<0.0050		µg/L	0	GE
		Lindane	<0.054		µg/L	0	WA
		Lindane	<0.054		µg/L	0	WA
		Lindane	<0.11		µg/L	0	WA
		Magnesium	187		µg/L	0	GE
		Magnesium	188		µg/L	0	GE
		Magnesium	192		µg/L	0	GE
		Magnesium	199		µg/L	0	WA
		Magnesium	168		µg/L	0	WA
		Manganese	<2.0		µg/L	0	GE
		Manganese	<2.0		µg/L	0	GE
		Manganese	<2.0		µg/L	0	GE
		Manganese	2.4		µg/L	0	WA
		Manganese	3.0		µg/L	0	WA
		Mercury	<0.20		µg/L	0	GE
		Mercury	<0.20		µg/L	0	GE
		Mercury	<0.20		µg/L	0	WA
		Mercury	<0.20		µg/L	0	WA
		Methoxychlor	<0.50		µg/L	0	GE
		Methoxychlor	<0.50		µg/L	0	GE
		Methoxychlor	<0.54		µg/L	0	WA
		Methoxychlor	<0.54		µg/L	0	WA
		Methoxychlor	<1.1		µg/L	0	WA
		Methoxychlor	<2.2		µg/L	0	WA
		Nickel	4.2		µg/L	0	GE
		Nickel	<4.0		µg/L	0	GE
		Nickel	<4.0		µg/L	0	GE
		Nickel	9.4	J3	µg/L	0	WA

● = exceeded holding time. ■ = exceeded primary drinking water standard.

WELL FSB120A collected on 07/19/92, laboratory analyses (cont.)

H	D	Analyte	Result	Mod	Unit	Flag	Lab
		Nickel	<3.1		µg/L	0	WA
		Nitrate as nitrogen	4,850		µg/L	0	WA
		Nitrate as nitrogen	5,090		µg/L	1	WA
		Nitrate-nitrite as nitrogen	4,500		µg/L	0	GE
		Nitrate-nitrite as nitrogen	4,500		µg/L	0	GE
		Phenols	<5.0		µg/L	0	GE
		Phenols	<5.0		µg/L	0	GE
		Phenols	<5.0		µg/L	0	WA
		Phenols	<5.0		µg/L	0	WA
		Potassium	4,580		µg/L	0	GE
		Potassium	4,640		µg/L	0	GE
		Potassium	4,800		µg/L	0	GE
		Potassium	4,720		µg/L	0	WA
		Potassium	4,530		µg/L	0	WA
		Selenium	<2.0		µg/L	0	GE
		Selenium	<2.0		µg/L	0	GE
		Selenium	<2.0		µg/L	0	WA
		Selenium	42		µg/L	1	WA
		Silica	9,660		µg/L	0	GE
		Silica	9,720		µg/L	0	GE
		Silica	9,770		µg/L	0	GE
		Silica	8,350		µg/L	0	WA
		Silica	8,180		µg/L	0	WA
		Silver	<2.0		µg/L	0	GE
		Silver	<2.0		µg/L	0	GE
		Silver	<2.0		µg/L	0	GE
		Silver	1.2	J3	µg/L	0	WA
		Silver	<0.70		µg/L	0	WA
		Sodium	4,700		µg/L	0	GE
		Sodium	4,740		µg/L	0	GE
		Sodium	4,810		µg/L	0	GE
		Sodium	5,240		µg/L	0	WA
		Sodium	5,120		µg/L	0	WA
		Sulfate	1,200		µg/L	0	GE
		Sulfate	1,210		µg/L	0	GE
		Sulfate	<2,500		µg/L	0	WA
		Sulfate	<2,500		µg/L	0	WA
		1,1,2,2-Tetrachloroethane	<1.0		µg/L	0	GE
		1,1,2,2-Tetrachloroethane	<1.0		µg/L	0	GE
		1,1,2,2-Tetrachloroethane	<5.0		µg/L	0	WA
		1,1,2,2-Tetrachloroethane	<5.0		µg/L	0	WA
		Tetrachloroethylene	<1.0		µg/L	0	GE
		Tetrachloroethylene	<1.0		µg/L	0	GE
		Tetrachloroethylene	<5.0		µg/L	0	WA
		Tetrachloroethylene	<5.0		µg/L	0	WA
		Thallium	<2.0		µg/L	0	GE
		Thallium	<2.0		µg/L	0	GE
		Thallium	<2.0		µg/L	0	WA
	■	Thallium	9.0		µg/L	2	WA
		Toluene	<1.0		µg/L	0	GE
		Toluene	<1.0		µg/L	0	GE
		Toluene	<5.0		µg/L	0	WA
		Toluene	<5.0		µg/L	0	WA
		Total dissolved solids	167,000		µg/L	0	GE
		Total dissolved solids	169,000		µg/L	0	GE
		Total dissolved solids	107,000		µg/L	0	WA

● = exceeded holding time. ■ = exceeded primary drinking water standard.

WELL FSB120A collected on 07/19/92, laboratory analyses (cont.)

H	D	Analyte	Result	Mod	Unit	Flag	Lab
		Total dissolved solids	94,000		µg/L	0	WA
		Total dissolved solids	90,000		µg/L	0	WA
		Total organic carbon	<1,000		µg/L	0	GE
		Total organic carbon	<1,000		µg/L	0	GE
		Total organic carbon	<500		µg/L	0	WA
		Total organic carbon	<500		µg/L	0	WA
		Total organic halogens	<5.0		µg/L	0	GE
		Total organic halogens	<5.0		µg/L	0	GE
		Total organic halogens	<5.0		µg/L	0	WA
		Total organic halogens	<5.0		µg/L	0	WA
		Total phosphates (as P)	290		µg/L	0	GE
		Total phosphates (as P)	300		µg/L	0	GE
		Total phosphates (as P)	250		µg/L	0	WA
		Total phosphates (as P)	344		µg/L	0	WA
		Toxaphene	<0.24		µg/L	0	GE
		Toxaphene	<0.24		µg/L	0	GE
		Toxaphene	<1.1		µg/L	0	WA
		Toxaphene	<1.1		µg/L	0	WA
		Toxaphene	<2.2		µg/L	0	WA
		Toxaphene	<4.3		µg/L	0	WA
		2,4,5-TP (Silvex)	<0.090		µg/L	0	GE
		2,4,5-TP (Silvex)	<0.090		µg/L	0	GE
		2,4,5-TP (Silvex)	<0.54		µg/L	0	WA
		2,4,5-TP (Silvex)	<1.1		µg/L	0	WA
		2,4,5-TP (Silvex)	<0.54		µg/L	0	WA
		1,1,1-Trichloroethane	<1.0		µg/L	0	GE
		1,1,1-Trichloroethane	<1.0		µg/L	0	GE
		1,1,1-Trichloroethane	<5.0		µg/L	0	WA
		1,1,1-Trichloroethane	<5.0		µg/L	0	WA
		1,1,2-Trichloroethane	<1.0		µg/L	0	GE
		1,1,2-Trichloroethane	<1.0		µg/L	0	GE
		1,1,2-Trichloroethane	<5.0		µg/L	0	WA
		1,1,2-Trichloroethane	<5.0		µg/L	0	WA
		Trichloroethylene	<1.0		µg/L	0	GE
		Trichloroethylene	<1.0		µg/L	0	GE
		Trichloroethylene	<5.0		µg/L	0	WA
		Trichloroethylene	<5.0		µg/L	0	WA
		Trichlorofluoromethane	<1.0		µg/L	0	GE
		Trichlorofluoromethane	<1.0		µg/L	0	GE
		Trichlorofluoromethane	<5.0		µg/L	0	WA
		Trichlorofluoromethane	<5.0		µg/L	0	WA
		Uranium	<20		µg/L	0	GE
		Uranium	<20		µg/L	0	GE
		Uranium	<20		µg/L	0	GE
		Vanadium	<8.0		µg/L	0	GE
		Vanadium	<8.0		µg/L	0	GE
		Vanadium	<8.0		µg/L	0	GE
		Vanadium	5.0		µg/L	0	WA
		Vanadium	4.8		µg/L	0	WA
		Zinc	<2.0		µg/L	0	GE
		Zinc	<2.0		µg/L	0	GE
		Zinc	<2.0		µg/L	0	GE
		Zinc	4.2		µg/L	0	WA
		Zinc	4.5		µg/L	0	WA
		Gross alpha	<2.0E+00		pCi/L	0	GE
		Gross alpha	<2.0E+00		pCi/L	0	GE

● = exceeded holding time. ■ = exceeded primary drinking water standard.

WELL FSB120A collected on 07/19/92, laboratory analyses (cont.)

H	D	Analyte	Result	Mod	Unit	Flag	Lab
		Nonvolatile beta	9.8E+00 ± 2.1E+00		pCi/L	0	GE
		Nonvolatile beta	1.1E+01 ± 2.2E+00		pCi/L	0	GE
		Total alpha-emitting radium	1.0E+00 ± 6.0E-01		pCi/L	0	GE
		Total alpha-emitting radium	<1.0E+00		pCi/L	0	GE
		Total alpha-emitting radium	<1.0E+00		pCi/L	0	GE
	■	Tritium	1.2E+02 ± 1.6E+00		pCi/mL	2	GE
	■	Tritium	1.2E+02 ± 1.6E+00		pCi/mL	2	GE

WELL FSB120C

SRS Coord.	Lat/Longitude	Screen Zone Elevation	Top of Casing	Casing	Formation
N75549.8 E49171.1	33.273094 °N 81.684074 °W	160.7-150.7 ft msl	279.7 ft msl	4" PVC	Barnwell (IIB_1)

FIELD MEASUREMENTS

Sample date: 07/16/92
Depth to water: 73.02 ft (22.26 m) below TOC
Water elevation: 206.68 ft (63.00 m) msl
Sp. conductance: 450 µS/cm
Water evacuated before sampling: 147 gal

Time: 12:20
pH: 5.1
Alkalinity: 2 mg/L
Water temperature: 21.6°C

LABORATORY ANALYSES

H	D	Analyte	Result	Mod	Unit	Flag	Lab
●		pH	5.4	J	pH	0	GE
		Specific conductance	425		µS/cm	1	GE
		Aluminum	271		µg/L	2	GE
		Antimony	<2.0		µg/L	0	GE
		Arsenic	<2.0		µg/L	0	GE
		Barium	128		µg/L	0	GE
		Benzene	<1.0		µg/L	0	GE
		Bromodichloromethane	<1.0		µg/L	0	GE
		Bromoform	<1.0		µg/L	0	GE
		Bromomethane (Methyl bromide)	<1.0		µg/L	0	GE
		Cadmium	<2.0		µg/L	0	GE
		Calcium	26,100		µg/L	0	GE
		Carbon tetrachloride	<1.0		µg/L	0	GE
		Chloride	3,030		µg/L	0	GE
		Chlorobenzene	<1.0		µg/L	0	GE
		Chloroethane	<1.0		µg/L	0	GE
		Chloroethene (Vinyl chloride)	<1.0		µg/L	0	GE
		2-Chloroethyl vinyl ether	<1.0		µg/L	0	GE
		Chloroform	<1.0		µg/L	0	GE
		Chloromethane (Methyl chloride)	<1.0		µg/L	0	GE
		Chromium	<4.0		µg/L	0	GE
		Cobalt	12		µg/L	0	GE
		Copper	<4.0		µg/L	0	GE
		Cyanide	<5.0		µg/L	0	GE
		Cyanide	<5.0		µg/L	0	GE
		Dibromochloromethane	<1.0		µg/L	0	GE
		1,1-Dichloroethane	<1.0		µg/L	0	GE

● = exceeded holding time. ■ = exceeded primary drinking water standard.

WELL FSB120C collected on 07/16/92, laboratory analyses (cont.)

H	D	Analyte	Result	Mod	Unit	Flag	Lab
		1,2-Dichloroethane	<1.0		µg/L	0	GE
		1,1-Dichloroethylene	<1.0		µg/L	0	GE
		trans-1,2-Dichloroethylene	<1.0		µg/L	0	GE
		Dichloromethane (Methylene chloride)	3.4	J2	µg/L	0	GE
		2,4-Dichlorophenoxyacetic acid	<0.30		µg/L	0	GE
		1,2-Dichloropropane	<1.0		µg/L	0	GE
		cis-1,3-Dichloropropene	<1.0		µg/L	0	GE
		trans-1,3-Dichloropropene	<1.0		µg/L	0	GE
		Endrin	<0.0060		µg/L	0	GE
		Ethylbenzene	<1.0		µg/L	0	GE
		Fluoride	120		µg/L	0	GE
		Fluoride	150		µg/L	0	GE
		Iron	<4.0		µg/L	0	GE
		Lead	<3.0		µg/L	0	GE
		Lindane	<0.0050		µg/L	0	GE
		Magnesium	12,100		µg/L	0	GE
		Manganese	306		µg/L	2	GE
		Mercury	<0.20		µg/L	0	GE
		Methoxychlor	<0.50		µg/L	0	GE
		Nickel	15		µg/L	0	GE
	■	Nitrate-nitrite as nitrogen	53,600		µg/L	2	GE
		Phenols	<5.0		µg/L	0	GE
		Potassium	2,040		µg/L	0	GE
		Selenium	<2.0		µg/L	0	GE
		Silica	10,000		µg/L	0	GE
		Silver	<2.0		µg/L	0	GE
		Sodium	34,100		µg/L	0	GE
		Sulfate	1,540		µg/L	0	GE
		1,1,2,2-Tetrachloroethane	<1.0		µg/L	0	GE
		Tetrachloroethylene	<1.0		µg/L	0	GE
		Thallium	<2.0		µg/L	0	GE
		Toluene	<1.0		µg/L	0	GE
		Total dissolved solids	347,000	V	µg/L	0	GE
		Total organic carbon	<1,000		µg/L	0	GE
		Total organic halogens	<5.0		µg/L	0	GE
		Total phosphates (as P)	<50		µg/L	0	GE
		Total phosphates (as P)	<50		µg/L	0	GE
		Toxaphene	<0.24		µg/L	0	GE
		2,4,5-TP (Silvex)	<0.090		µg/L	0	GE
		1,1,1-Trichloroethane	<1.0		µg/L	0	GE
		1,1,2-Trichloroethane	<1.0		µg/L	0	GE
		Trichloroethylene	<1.0		µg/L	0	GE
		Trichlorofluoromethane	<1.0		µg/L	0	GE
		Uranium	<20		µg/L	0	GE
		Vanadium	<8.0		µg/L	0	GE
		Zinc	44		µg/L	0	GE
		Antimony-125	<2.0E+01		pCi/L	0	GP
		Cerium-144	<6.0E+01		pCi/L	0	GP
		Cesium-134	<1.0E+01		pCi/L	0	GP
		Cesium-137	<1.0E+01		pCi/L	0	GP
		Chromium-51	<1.1E+02		pCi/L	0	EM
		Cobalt-57	<1.0E+01		pCi/L	0	GP
		Cobalt-60	<1.0E+01		pCi/L	0	GP
		Europium-152	<4.0E+01		pCi/L	0	GP
		Europium-154	<2.0E+01		pCi/L	0	GP
		Europium-155	<3.0E+01		pCi/L	0	GP

● = exceeded holding time. ■ = exceeded primary drinking water standard.

WELL FSB120C collected on 07/16/92, laboratory analyses (cont.)

H	D	Analyte	Result	Mod	Unit	Flag	Lab
		Gross alpha	9.1E+00 ± 2.0E+00		pCi/L	1	GE
		Iodine-131	<2.0E+01		pCi/L	0	EM
		Manganese-54	<1.0E+01		pCi/L	0	GP
		Niobium-95	<1.5E+01		pCi/L	0	EM
		Nonvolatile beta	4.6E+01 ± 4.0E+00		pCi/L	1	GE
		Potassium-40	<1.1E+02		pCi/L	0	GP
		Promethium-144	<1.0E+01		pCi/L	0	GP
		Promethium-146	<1.0E+01		pCi/L	0	GP
		Ruthenium-106	<9.0E+01		pCi/L	0	GP
		Ruthenium-106	<1.3E+02		pCi/L	0	EM
		Sodium-22	<1.0E+01		pCi/L	0	GP
		Total activity	1.8E+06 ± 3.3E+04		pCi/L	0	EM
	■	Total alpha-emitting radium	1.2E+01 ± 2.3E+00		pCi/L	2	GE
	■	Tritium	1.7E+03 ± 6.0E+00		pCi/mL	2	GE
		Yttrium-88	<6.0E+01		pCi/L	0	GP
		Zinc-65	<2.0E+01		pCi/L	0	GP
		Zirconium-95	<2.0E+01		pCi/L	0	EM

WELL FSB120D

SRS Coord.	Lat/Longitude	Screen Zone Elevation	Top of Casing	Casing	Formation
N75568.7 E49163.7	33.273124 °N 81.684130 °W	216.5-196.5 ft msl	280.5 ft msl	4" PVC	Water table (IIB_2)

FIELD MEASUREMENTS

Sample date: 07/17/92
Depth to water: 70.24 ft (21.41 m) below TOC
Water elevation: 210.26 ft (64.09 m) msl
Sp. conductance: 63 µS/cm
Water evacuated before sampling: 4 gal
The well went dry during purging.

Time: 8:25
pH: 6.0
Alkalinity: 25 mg/L
Water temperature: 25.8°C

LABORATORY ANALYSES

H	D	Analyte	Result	Mod	Unit	Flag	Lab
●		pH	6.7	J	pH	0	GE
		Specific conductance	60		µS/cm	0	GE
		Aluminum	<20		µg/L	0	GE
		Aluminum	<20		µg/L	0	GE
		Antimony	<2.0		µg/L	0	GE
		Arsenic	<2.0		µg/L	0	GE
		Barium	11		µg/L	0	GE
		Barium	11		µg/L	0	GE
		Benzene	<1.0		µg/L	0	GE
		Bromodichloromethane	<1.0		µg/L	0	GE
		Bromoform	<1.0		µg/L	0	GE
		Bromomethane (Methyl bromide)	<1.0		µg/L	0	GE
		Cadmium	<2.0		µg/L	0	GE
		Cadmium	<2.0		µg/L	0	GE
		Calcium	1,800		µg/L	0	GE
		Calcium	1,820		µg/L	0	GE
		Carbon tetrachloride	<1.0		µg/L	0	GE

● = exceeded holding time. ■ = exceeded primary drinking water standard.

WELL FSB120D collected on 07/17/92, laboratory analyses (cont.)

H	D	Analyte	Result	Mod	Unit	Flag	Lab
		Chloride	1,750		µg/L	0	GE
		Chlorobenzene	<1.0		µg/L	0	GE
		Chloroethane	<1.0		µg/L	0	GE
		Chloroethene (Vinyl chloride)	<1.0		µg/L	0	GE
		2-Chloroethyl vinyl ether	<1.0		µg/L	0	GE
		Chloroform	<1.0		µg/L	0	GE
		Chloromethane (Methyl chloride)	<1.0		µg/L	0	GE
		Chromium	<4.0		µg/L	0	GE
		Chromium	<4.0		µg/L	0	GE
		Cobalt	<4.0		µg/L	0	GE
		Cobalt	<4.0		µg/L	0	GE
		Copper	<4.0		µg/L	0	GE
		Copper	<4.0		µg/L	0	GE
		Cyanide	<5.0		µg/L	0	GE
		Dibromochloromethane	<1.0		µg/L	0	GE
		1,1-Dichloroethane	<1.0		µg/L	0	GE
		1,2-Dichloroethane	<1.0		µg/L	0	GE
		1,1-Dichloroethylene	<1.0		µg/L	0	GE
		trans-1,2-Dichloroethylene	<1.0		µg/L	0	GE
		Dichloromethane (Methylene chloride)	1.9	J2	µg/L	0	GE
		2,4-Dichlorophenoxyacetic acid	<0.30		µg/L	0	GE
		1,2-Dichloropropane	<1.0		µg/L	0	GE
		cis-1,3-Dichloropropene	<1.0		µg/L	0	GE
		trans-1,3-Dichloropropene	<1.0		µg/L	0	GE
		Endrin	<0.0060		µg/L	0	GE
		Ethylbenzene	<1.0		µg/L	0	GE
		Fluoride	<100		µg/L	0	GE
		Iron	<4.0		µg/L	0	GE
		Iron	<4.0		µg/L	0	GE
		Lead	<3.0		µg/L	0	GE
		Lindane	<0.0050		µg/L	0	GE
		Magnesium	152		µg/L	0	GE
		Magnesium	152		µg/L	0	GE
		Manganese	5.6		µg/L	0	GE
		Manganese	5.6		µg/L	0	GE
		Mercury	<0.20		µg/L	0	GE
		Methoxychlor	<0.50		µg/L	0	GE
		Nickel	6.1		µg/L	0	GE
		Nickel	6.5		µg/L	0	GE
		Nitrate-nitrite as nitrogen	70		µg/L	0	GE
		Phenols	<5.0		µg/L	0	GE
		Potassium	3,540		µg/L	0	GE
		Potassium	3,570		µg/L	0	GE
		Selenium	<2.0		µg/L	0	GE
		Silica	4,860		µg/L	0	GE
		Silica	4,900		µg/L	0	GE
		Silver	<2.0		µg/L	0	GE
		Silver	<2.0		µg/L	0	GE
		Sodium	5,510		µg/L	0	GE
		Sodium	5,560		µg/L	0	GE
		Sulfate	2,010		µg/L	0	GE
		1,1,2,2-Tetrachloroethane	<1.0		µg/L	0	GE
		Tetrachloroethylene	<1.0		µg/L	0	GE
		Thallium	<2.0		µg/L	0	GE
		Toluene	<1.0		µg/L	0	GE
		Total dissolved solids	39,000	V	µg/L	0	GE

● = exceeded holding time. ■ = exceeded primary drinking water standard.

WELL FSB120D collected on 07/17/92, laboratory analyses (cont.)

H	D	Analyte	Result	Mod	Unit	Flag	Lab
		Total organic carbon	<1,000		µg/L	0	GE
		Total organic halogens	<5.0		µg/L	0	GE
		Total phosphates (as P)	<50		µg/L	0	GE
		Toxaphene	<0.24		µg/L	0	GE
		2,4,5-TP (Silvex)	<0.090		µg/L	0	GE
		1,1,1-Trichloroethane	<1.0		µg/L	0	GE
		1,1,2-Trichloroethane	<1.0		µg/L	0	GE
		Trichloroethylene	<1.0		µg/L	0	GE
		Trichlorofluoromethane	<1.0		µg/L	0	GE
		Uranium	<20		µg/L	0	GE
		Uranium	<20		µg/L	0	GE
		Vanadium	<8.0		µg/L	0	GE
		Vanadium	<8.0		µg/L	0	GE
		Zinc	41		µg/L	0	GE
		Zinc	42		µg/L	0	GE
		Gross alpha	<2.0E+00		pCi/L	0	GE
		Nonvolatile beta	2.6E+00 ± 1.5E+00		pCi/L	0	GE
		Total alpha-emitting radium	1.2E+00 ± 8.0E-01		pCi/L	0	GE
		Tritium	1.6E+01 ± 6.0E-01		pCi/mL	1	GE
		Tritium	1.6E+01 ± 7.0E-01		pCi/mL	1	GE

WELL FSB121C

SRS Coord.	Lat/Longitude	Screen Zone Elevation	Top of Casing	Casing	Formation
N75155.7 E48413.1	33.270985 °N 81.685304 °W	158.4-148.4 ft msl	256.5 ft msl	4" PVC	Barnwell (IIB_1)

FIELD MEASUREMENTS

Sample date: 07/19/92
Depth to water: 51.66 ft (15.75 m) below TOC
Water elevation: 204.84 ft (62.44 m) msl
Sp. conductance: 59 µS/cm
Water evacuated before sampling: 148 gal

Time: 10:05
pH: 6.0
Alkalinity: 19 mg/L
Water temperature: 20.2°C

LABORATORY ANALYSES

H	D	Analyte	Result	Mod	Unit	Flag	Lab
●		pH	6.1	J	pH	0	GE
		Specific conductance	42		µS/cm	0	GE
		Aluminum	20		µg/L	0	GE
		Antimony	<2.0		µg/L	0	GE
		Arsenic	<2.0		µg/L	0	GE
		Barium	42		µg/L	0	GE
		Benzene	<1.0		µg/L	0	GE
		Bromodichloromethane	<1.0		µg/L	0	GE
		Bromoform	<1.0		µg/L	0	GE
		Bromomethane (Methyl bromide)	<1.0		µg/L	0	GE
		Cadmium	<2.0		µg/L	0	GE
		Calcium	3,560		µg/L	0	GE
		Carbon tetrachloride	<1.0		µg/L	0	GE
		Chloride	2,690		µg/L	0	GE

● = exceeded holding time. ■ = exceeded primary drinking water standard.

WELL FSB121C collected on 07/19/92, laboratory analyses (cont.)

H	D	Analyte	Result	Mod	Unit	Flag	Lab
		Chlorobenzene	<1.0		µg/L	0	GE
		Chloroethane	<1.0		µg/L	0	GE
		Chloroethene (Vinyl chloride)	<1.0		µg/L	0	GE
		2-Chloroethyl vinyl ether	<1.0		µg/L	0	GE
		Chloroform	<1.0		µg/L	0	GE
		Chloromethane (Methyl chloride)	<1.0		µg/L	0	GE
		Chromium	<4.0		µg/L	0	GE
		Cobalt	<4.0		µg/L	0	GE
		Copper	<4.0		µg/L	0	GE
●		Cyanide	<5.0	J	µg/L	0	GE
		Dibromochloromethane	<1.0		µg/L	0	GE
		1,1-Dichloroethane	<1.0		µg/L	0	GE
		1,2-Dichloroethane	<1.0		µg/L	0	GE
		1,1-Dichloroethylene	<1.0		µg/L	0	GE
		trans-1,2-Dichloroethylene	<1.0		µg/L	0	GE
		Dichloromethane (Methylene chloride)	1.5	J2	µg/L	0	GE
		2,4-Dichlorophenoxyacetic acid	<0.30		µg/L	0	GE
		1,2-Dichloropropane	<1.0		µg/L	0	GE
		cis-1,3-Dichloropropene	<1.0		µg/L	0	GE
		trans-1,3-Dichloropropene	<1.0		µg/L	0	GE
		Endrin	<0.0060		µg/L	0	GE
		Ethylbenzene	<1.0		µg/L	0	GE
		Fluoride	525		µg/L	0	GE
		Iron	<4.0		µg/L	0	GE
		Lead	<3.0		µg/L	0	GE
		Lindane	<0.0050		µg/L	0	GE
		Magnesium	385		µg/L	0	GE
		Manganese	12		µg/L	0	GE
		Mercury	<0.20		µg/L	0	GE
		Methoxychlor	<0.50		µg/L	0	GE
		Nickel	<4.0		µg/L	0	GE
		Nitrate-nitrite as nitrogen	700		µg/L	0	GE
		Phenols	<5.0		µg/L	0	GE
		Potassium	1,530		µg/L	0	GE
		Selenium	<2.0		µg/L	0	GE
		Silica	10,200		µg/L	0	GE
		Silver	<2.0		µg/L	0	GE
		Sodium	3,180		µg/L	0	GE
		Sulfate	<1,000		µg/L	0	GE
		1,1,2,2-Tetrachloroethane	<1.0		µg/L	0	GE
		Tetrachloroethylene	<1.0		µg/L	0	GE
		Thallium	<2.0		µg/L	0	GE
		Toluene	<1.0		µg/L	0	GE
		Total dissolved solids	31,000		µg/L	0	GE
		Total organic carbon	<1,000		µg/L	0	GE
		Total organic halogens	<5.0		µg/L	0	GE
		Total phosphates (as P)	<50		µg/L	0	GE
		Toxaphene	<0.24		µg/L	0	GE
		2,4,5-TP (Silvex)	<0.090		µg/L	0	GE
		1,1,1-Trichloroethane	<1.0		µg/L	0	GE
		1,1,2-Trichloroethane	<1.0		µg/L	0	GE
		Trichloroethylene	<1.0		µg/L	0	GE
		Trichlorofluoromethane	<1.0		µg/L	0	GE
		Uranium	<20		µg/L	0	GE
		Vanadium	<8.0		µg/L	0	GE
		Zinc	6.0		µg/L	0	GE

● = exceeded holding time. ■ = exceeded primary drinking water standard.

WELL FSB121C collected on 07/19/92, laboratory analyses (cont.)

H	D	Analyte	Result	Mod	Unit	Flag	Lab
		Gross alpha	<2.0E+00		pCi/L	0	GE
		Nonvolatile beta	<2.0E+00		pCi/L	0	GE
		Total alpha-emitting radium	<1.0E+00		pCi/L	0	GE
	■	Tritium	7.5E+01 ± 1.3E+00		pCi/mL	2	GE

WELL FSB121DR

SRS Coord.	Lat/Longitude	Screen Zone Elevation	Top of Casing	Casing	Formation
N75151.9 E48429.7	33.271004 °N 81.685253 °W	211.3-191.3 ft msl	255.5 ft msl	4" PVC	Water table (IIB_2)

FIELD MEASUREMENTS

Sample date: 07/19/92
Depth to water: 47.85 ft (14.58 m) below TOC
Water elevation: 207.65 ft (63.29 m) msl
Sp. conductance: 150 µS/cm
Water evacuated before sampling: 8 gal
The well went dry during purging.

Time: 16:55
pH: 6.4
Alkalinity: 48 mg/L
Water temperature: 22.2°C

LABORATORY ANALYSES

H	D	Analyte	Result	Mod	Unit	Flag	Lab
●		pH	4.7	J	pH	0	GE
		Specific conductance	190		µS/cm	0	GE
		Aluminum	<20		µg/L	0	GE
		Antimony	<2.0		µg/L	0	GE
		Arsenic	<2.0		µg/L	0	GE
		Barium	24		µg/L	0	GE
		Benzene	<1.0		µg/L	0	GE
		Bromodichloromethane	<1.0		µg/L	0	GE
		Bromoform	<1.0		µg/L	0	GE
		Bromomethane (Methyl bromide)	<1.0		µg/L	0	GE
		Cadmium	<2.0		µg/L	0	GE
		Calcium	10,200		µg/L	0	GE
		Carbon tetrachloride	<1.0		µg/L	0	GE
		Chloride	1,380		µg/L	0	GE
		Chloride	1,390		µg/L	0	GE
		Chlorobenzene	<1.0		µg/L	0	GE
		Chloroethane	<1.0		µg/L	0	GE
		Chloroethene (Vinyl chloride)	<1.0		µg/L	0	GE
		2-Chloroethyl vinyl ether	<1.0		µg/L	0	GE
		Chloroform	<1.0		µg/L	0	GE
		Chloromethane (Methyl chloride)	<1.0		µg/L	0	GE
		Chromium	<4.0		µg/L	0	GE
		Cobalt	<4.0		µg/L	0	GE
		Copper	<4.0		µg/L	0	GE
●		Cyanide	<5.0	J	µg/L	0	GE
		Dibromochloromethane	<1.0		µg/L	0	GE
		1,1-Dichloroethane	<1.0		µg/L	0	GE
		1,2-Dichloroethane	<1.0		µg/L	0	GE
		1,1-Dichloroethylene	<1.0		µg/L	0	GE
		trans-1,2-Dichloroethylene	<1.0		µg/L	0	GE

● = exceeded holding time. ■ = exceeded primary drinking water standard.

WELL FSB121DR collected on 07/19/92, laboratory analyses (cont.)

H	D	Analyte	Result	Mod	Unit	Flag	Lab
		Dichloromethane (Methylene chloride)	1.1	J2	µg/L	0	GE
		2,4-Dichlorophenoxyacetic acid	<0.30		µg/L	0	GE
		1,2-Dichloropropane	<1.0		µg/L	0	GE
		cis-1,3-Dichloropropene	<1.0		µg/L	0	GE
		trans-1,3-Dichloropropene	<1.0		µg/L	0	GE
●		Endrin	<0.0060	J	µg/L	0	GE
		Ethylbenzene	<1.0		µg/L	0	GE
		Fluoride	221		µg/L	0	GE
		Iron	39		µg/L	0	GE
		Lead	<3.0		µg/L	0	GE
●		Lindane	<0.0050	J	µg/L	0	GE
		Magnesium	940		µg/L	0	GE
		Manganese	83		µg/L	2	GE
		Mercury	<0.20		µg/L	0	GE
●		Methoxychlor	<0.50	J	µg/L	0	GE
		Nickel	<4.0		µg/L	0	GE
	■	Nitrate-nitrite as nitrogen	25,400		µg/L	2	GE
		Phenols	<5.0		µg/L	0	GE
		Potassium	8,640		µg/L	0	GE
		Selenium	<2.0	J1	µg/L	0	GE
		Silica	9,920		µg/L	0	GE
		Silver	<2.0		µg/L	0	GE
		Sodium	18,300		µg/L	0	GE
		Sulfate	3,690		µg/L	0	GE
		1,1,2,2-Tetrachloroethane	<1.0		µg/L	0	GE
		Tetrachloroethylene	<1.0		µg/L	0	GE
		Thallium	<2.0		µg/L	0	GE
		Toluene	<1.0		µg/L	0	GE
		Total dissolved solids	162,000	V	µg/L	0	GE
		Total organic carbon	<1,000		µg/L	0	GE
		Total organic halogens	9.0		µg/L	0	GE
		Total phosphates (as P)	6,250		µg/L	0	GE
●		Toxaphene	<0.24	J	µg/L	0	GE
		2,4,5-TP (Silvex)	<0.090		µg/L	0	GE
		1,1,1-Trichloroethane	<1.0		µg/L	0	GE
		1,1,2-Trichloroethane	<1.0		µg/L	0	GE
		Trichloroethylene	<1.0		µg/L	0	GE
		Trichlorofluoromethane	<1.0		µg/L	0	GE
		Uranium	<20		µg/L	0	GE
		Vanadium	<8.0		µg/L	0	GE
		Zinc	86		µg/L	0	GE
	■	Gross alpha	4.0E+01 ± 6.1E+00		pCi/L	2	GE
	■	Nonvolatile beta	1.7E+02 ± 7.0E+00	V	pCi/L	2	GE
		Total activity	5.0E+05 ± 2.0E+04		pCi/L	0	EM
	■	Total alpha-emitting radium	7.5E+00 ± 1.8E+00		pCi/L	2	GE
	■	Tritium	4.7E+02 ± 3.2E+00		pCi/mL	2	GE

● = exceeded holding time. ■ = exceeded primary drinking water standard.

WELL FSB122C

SRS Coord.	Lat/Longitude	Screen Zone Elevation	Top of Casing	Casing	Formation
N73881.8 E48195.0	33.267812 °N 81.683403 °W	170.0-160.0 ft msl	218.0 ft msl	4" PVC	Barnwell (IIB_1)

FIELD MEASUREMENTS

Sample date: 07/16/92
Depth to water: 18.18 ft (5.54 m) below TOC
Water elevation: 199.82 ft (60.91 m) msl
Sp. conductance: 476 µS/cm
Water evacuated before sampling: 104 gal

Time: 11:00
pH: 4.3
Alkalinity: 0 mg/L
Water temperature: 19.5°C

LABORATORY ANALYSES

H	D	Analyte	Result	Mod	Unit	Flag	Lab
●		pH	4.5	J	pH	0	GE
		Specific conductance	465		µS/cm	1	GE
		Aluminum	546		µg/L	2	GE
		Antimony	<2.0		µg/L	0	GE
		Arsenic	<2.0		µg/L	0	GE
		Barium	126		µg/L	0	GE
		Benzene	<1.0		µg/L	0	GE
		Bromodichloromethane	<1.0		µg/L	0	GE
		Bromoform	<1.0		µg/L	0	GE
		Bromomethane (Methyl bromide)	<1.0		µg/L	0	GE
		Cadmium	2.0		µg/L	0	GE
		Calcium	23,800		µg/L	0	GE
		Carbon tetrachloride	<1.0		µg/L	0	GE
		Chloride	3,740		µg/L	0	GE
		Chlorobenzene	<1.0		µg/L	0	GE
		Chloroethane	<1.0		µg/L	0	GE
		Chloroethene (Vinyl chloride)	<1.0		µg/L	0	GE
		2-Chloroethyl vinyl ether	<1.0		µg/L	0	GE
		Chloroform	<1.0		µg/L	0	GE
		Chloromethane (Methyl chloride)	<1.0		µg/L	0	GE
		Chromium	<4.0		µg/L	0	GE
		Cobalt	12		µg/L	0	GE
		Copper	5.0		µg/L	0	GE
		Cyanide	<5.0		µg/L	0	GE
		Dibromochloromethane	<1.0		µg/L	0	GE
		1,1-Dichloroethane	<1.0		µg/L	0	GE
		1,2-Dichloroethane	<1.0		µg/L	0	GE
		1,1-Dichloroethylene	<1.0		µg/L	0	GE
		trans-1,2-Dichloroethylene	<1.0		µg/L	0	GE
		Dichloromethane (Methylene chloride)	1.7	J2	µg/L	0	GE
		2,4-Dichlorophenoxyacetic acid	<0.30		µg/L	0	GE
		1,2-Dichloropropane	<1.0		µg/L	0	GE
		cis-1,3-Dichloropropene	<1.0		µg/L	0	GE
		trans-1,3-Dichloropropene	<1.0		µg/L	0	GE
		Endrin	<0.0060		µg/L	0	GE
		Endrin	<0.0060		µg/L	0	GE
		Ethylbenzene	<1.0		µg/L	0	GE
		Fluoride	263		µg/L	0	GE
		Iron	8.3		µg/L	0	GE

● = exceeded holding time. ■ = exceeded primary drinking water standard.

WELL FSB122C collected on 07/16/92, laboratory analyses (cont.)

H	D	Analyte	Result	Mod	Unit	Flag	Lab
		Lead	<3.0		µg/L	0	GE
		Lindane	<0.0050		µg/L	0	GE
		Lindane	<0.0050		µg/L	0	GE
		Magnesium	12,400		µg/L	0	GE
		Manganese	188		µg/L	2	GE
		Mercury	<0.20		µg/L	0	GE
		Methoxychlor	<0.50		µg/L	0	GE
		Methoxychlor	<0.50		µg/L	0	GE
		Nickel	17		µg/L	0	GE
	■	Nitrate-nitrite as nitrogen	55,000		µg/L	2	GE
		Phenols	<5.0		µg/L	0	GE
		Potassium	1,590		µg/L	0	GE
		Selenium	<2.0		µg/L	0	GE
		Silica	10,500		µg/L	0	GE
		Silver	<2.0		µg/L	0	GE
		Sodium	39,800		µg/L	0	GE
		Sulfate	<1,000		µg/L	0	GE
		1,1,2,2-Tetrachloroethane	<1.0		µg/L	0	GE
		Tetrachloroethylene	<1.0		µg/L	0	GE
		Thallium	<2.0		µg/L	0	GE
		Toluene	<1.0		µg/L	0	GE
		Total dissolved solids	346,000	V	µg/L	0	GE
		Total organic carbon	<1,000		µg/L	0	GE
		Total organic halogens	<5.0		µg/L	0	GE
		Total phosphates (as P)	<50		µg/L	0	GE
		Toxaphene	<0.24		µg/L	0	GE
		Toxaphene	<0.24		µg/L	0	GE
		2,4,5-TP (Silvex)	<0.090		µg/L	0	GE
		1,1,1-Trichloroethane	<1.0		µg/L	0	GE
		1,1,2-Trichloroethane	<1.0		µg/L	0	GE
		Trichloroethylene	<1.0		µg/L	0	GE
		Trichlorofluoromethane	<1.0		µg/L	0	GE
		Uranium	<20		µg/L	0	GE
		Vanadium	<8.0		µg/L	0	GE
		Zinc	80		µg/L	0	GE
		Antimony-125	<2.0E+01		pCi/L	0	GP
		Cerium-144	<6.0E+01		pCi/L	0	GP
		Cesium-134	<1.0E+01		pCi/L	0	GP
		Cesium-137	<1.0E+01		pCi/L	0	GP
		Chromium-51	<1.1E+02		pCi/L	0	EM
		Cobalt-57	<1.0E+01		pCi/L	0	GP
		Cobalt-60	<1.0E+01		pCi/L	0	GP
		Europium-152	<4.0E+01		pCi/L	0	GP
		Europium-154	<2.0E+01		pCi/L	0	GP
		Europium-155	<3.0E+01		pCi/L	0	GP
		Gross alpha	5.1E+00 ± 1.9E+00		pCi/L	0	GE
		Iodine-131	<2.0E+01		pCi/L	0	EM
		Manganese-54	<1.0E+01		pCi/L	0	GP
		Niobium-95	<1.5E+01		pCi/L	0	EM
	■	Nonvolatile beta	7.7E+01 ± 5.0E+00		pCi/L	2	GE
		Potassium-40	<1.1E+02		pCi/L	0	GP
		Promethium-144	<1.0E+01		pCi/L	0	GP
		Promethium-146	<1.0E+01		pCi/L	0	GP
		Ruthenium-106	<9.0E+01		pCi/L	0	GP
		Ruthenium-106	<1.3E+02		pCi/L	0	EM
		Sodium-22	<1.0E+01		pCi/L	0	GP

● = exceeded holding time. ■ = exceeded primary drinking water standard.

WELL FSB122C collected on 07/16/92, laboratory analyses (cont.)

H	D	Analyte	Result	Mod	Unit	Flag	Lab
		Total activity	1.9E+06 ± 3.3E+04		pCi/L	0	EM
	■	Total alpha-emitting radium	7.9E+00 ± 1.8E+00		pCi/L	2	GE
	■	Tritium	1.8E+03 ± 6.2E+00		pCi/mL	2	GE
		Yttrium-88	<6.0E+01		pCi/L	0	GP
		Zinc-65	<2.0E+01		pCi/L	0	GP
		Zirconium-95	<2.0E+01		pCi/L	0	EM

WELL FSB122D

SRS Coord.	Lat/Longitude	Screen Zone Elevation	Top of Casing	Casing	Formation
N73865.5 E48201.7	33.267787 °N 81.683354 °W	206.6-186.6 ft msl	217.6 ft msl	4" PVC	Water table (IIB_2)

FIELD MEASUREMENTS

Sample date: 07/19/92
Depth to water: 13.71 ft (4.18 m) below TOC
Water elevation: 203.89 ft (62.15 m) msl
Sp. conductance: 109 µS/cm
Water evacuated before sampling: 45 gal

Time: 10:55
pH: 5.1
Alkalinity: 2 mg/L
Water temperature: 20.5°C

LABORATORY ANALYSES

H	D	Analyte	Result	Mod	Unit	Flag	Lab
●		pH	5.2	J	pH	0	GE
		Specific conductance	108		µS/cm	0	GE
		Aluminum	59		µg/L	2	GE
		Antimony	<2.0		µg/L	0	GE
		Arsenic	<2.0		µg/L	0	GE
		Barium	33		µg/L	0	GE
		Benzene	<1.0		µg/L	0	GE
		Bromodichloromethane	<1.0		µg/L	0	GE
		Bromoform	<1.0		µg/L	0	GE
		Bromomethane (Methyl bromide)	<1.0		µg/L	0	GE
		Cadmium	<2.0		µg/L	0	GE
		Calcium	4,800		µg/L	0	GE
		Carbon tetrachloride	<1.0		µg/L	0	GE
		Chloride	3,340		µg/L	0	GE
		Chlorobenzene	<1.0		µg/L	0	GE
		Chloroethane	<1.0		µg/L	0	GE
		Chloroethene (Vinyl chloride)	<1.0		µg/L	0	GE
		2-Chloroethyl vinyl ether	<1.0		µg/L	0	GE
		Chloroform	<1.0		µg/L	0	GE
		Chloromethane (Methyl chloride)	<1.0		µg/L	0	GE
		Chromium	<4.0		µg/L	0	GE
		Cobalt	<4.0		µg/L	0	GE
		Copper	4.8		µg/L	0	GE
●		Cyanide	<5.0	J	µg/L	0	GE
		Dibromochloromethane	<1.0		µg/L	0	GE
		1,1-Dichloroethane	<1.0		µg/L	0	GE
		1,2-Dichloroethane	<1.0		µg/L	0	GE
		1,1-Dichloroethylene	<1.0		µg/L	0	GE

● = exceeded holding time. ■ = exceeded primary drinking water standard.

WELL FSB122D collected on 07/19/92, laboratory analyses (cont.)

H	D	Analyte	Result	Mod	Unit	Flag	Lab
		trans-1,2-Dichloroethylene	<1.0		µg/L	0	GE
		Dichloromethane (Methylene chloride)	1.0	J2	µg/L	0	GE
		2,4-Dichlorophenoxyacetic acid	<0.30		µg/L	0	GE
		1,2-Dichloropropane	<1.0		µg/L	0	GE
		cis-1,3-Dichloropropene	<1.0		µg/L	0	GE
		trans-1,3-Dichloropropene	<1.0		µg/L	0	GE
		Endrin	<0.0060		µg/L	0	GE
		Ethylbenzene	<1.0		µg/L	0	GE
		Fluoride	<100		µg/L	0	GE
		Iron	13		µg/L	0	GE
		Lead	6.1		µg/L	0	GE
		Lindane	<0.0050		µg/L	0	GE
		Magnesium	2,780		µg/L	0	GE
		Manganese	23		µg/L	0	GE
		Mercury	<0.20		µg/L	0	GE
		Methoxychlor	<0.50		µg/L	0	GE
		Nickel	5.4		µg/L	0	GE
	■	Nitrate-nitrite as nitrogen	12,000		µg/L	2	GE
		Phenols	<5.0		µg/L	0	GE
		Phenols	<5.0		µg/L	0	GE
		Potassium	<500		µg/L	0	GE
		Selenium	<2.0	J1	µg/L	0	GE
		Silica	6,340		µg/L	0	GE
		Silver	<2.0		µg/L	0	GE
		Sodium	5,750		µg/L	0	GE
		Sulfate	<1,000		µg/L	0	GE
		1,1,2,2-Tetrachloroethane	<1.0		µg/L	0	GE
		Tetrachloroethylene	<1.0		µg/L	0	GE
		Thallium	<2.0		µg/L	0	GE
		Toluene	<1.0		µg/L	0	GE
		Total dissolved solids	85,000	V	µg/L	0	GE
		Total organic carbon	<1,000		µg/L	0	GE
		Total organic halogens	10		µg/L	0	GE
		Total phosphates (as P)	<50		µg/L	0	GE
		Toxaphene	<0.24		µg/L	0	GE
		2,4,5-TP (Silvex)	<0.090		µg/L	0	GE
		1,1,1-Trichloroethane	<1.0		µg/L	0	GE
		1,1,2-Trichloroethane	<1.0		µg/L	0	GE
		Trichloroethylene	<1.0		µg/L	0	GE
		Trichlorofluoromethane	<1.0		µg/L	0	GE
		Uranium	<20		µg/L	0	GE
		Vanadium	<8.0		µg/L	0	GE
		Zinc	23		µg/L	0	GE
		Gross alpha	<2.0E+00		pCi/L	0	GE
	■	Nonvolatile beta	5.5E+01 ± 4.1E+00	V	pCi/L	2	GE
		Total activity	6.0E+05 ± 5.7E+03		pCi/L	0	EM
	■	Total alpha-emitting radium	3.2E+01 ± 3.6E+00		pCi/L	2	GE
	■	Tritium	5.4E+02 ± 3.4E+00		pCi/mL	2	GE

● = exceeded holding time. ■ = exceeded primary drinking water standard.

WELL FSB123C

SRS Coord.	Lat/Longitude	Screen Zone Elevation	Top of Casing	Casing	Formation
N74566.7 E51750.5	33.275129 °N 81.675374 °W	165.3-155.3 ft msl	238.1 ft msl	4" PVC	Barnwell (IIB_1)

FIELD MEASUREMENTS

Sample date: 07/06/92
Depth to water: 27.30 ft (8.32 m) below TOC
Water elevation: 210.80 ft (64.25 m) msl
Sp. conductance: 75 µS/cm
Water evacuated before sampling: 182 gal

Time: 10:35
pH: 5.6
Alkalinity: 13 mg/L
Water temperature: 20.4°C

LABORATORY ANALYSES

H	D	Analyte	Result	Mod	Unit	Flag	Lab
●		pH	5.8	J	pH	0	GE
		Specific conductance	70		µS/cm	0	GE
		Aluminum	21		µg/L	0	GE
		Antimony	<2.0		µg/L	0	GE
		Arsenic	<2.0		µg/L	0	GE
		Barium	17		µg/L	0	GE
		Benzene	<1.0		µg/L	0	GE
		Bromodichloromethane	<1.0		µg/L	0	GE
		Bromoform	<1.0		µg/L	0	GE
		Bromomethane (Methyl bromide)	<1.0		µg/L	0	GE
		Cadmium	<2.0		µg/L	0	GE
		Calcium	8,460		µg/L	0	GE
		Carbon tetrachloride	<1.0		µg/L	0	GE
		Chloride	3,890		µg/L	0	GE
		Chlorobenzene	<1.0		µg/L	0	GE
		Chloroethane	<1.0		µg/L	0	GE
		Chloroethene (Vinyl chloride)	<1.0		µg/L	0	GE
		2-Chloroethyl vinyl ether	<1.0		µg/L	0	GE
		Chloroform	<1.0		µg/L	0	GE
		Chloromethane (Methyl chloride)	<1.0		µg/L	0	GE
		Chromium	<4.0		µg/L	0	GE
		Cobalt	<4.0		µg/L	0	GE
		Copper	<4.0		µg/L	0	GE
		Cyanide	<5.0		µg/L	0	GE
		Dibromochloromethane	<1.0		µg/L	0	GE
		1,1-Dichloroethane	<1.0		µg/L	0	GE
		1,2-Dichloroethane	<1.0		µg/L	0	GE
		1,1-Dichloroethylene	<1.0		µg/L	0	GE
		trans-1,2-Dichloroethylene	<1.0		µg/L	0	GE
		Dichloromethane (Methylene chloride)	<1.0		µg/L	0	GE
		2,4-Dichlorophenoxyacetic acid	<0.30		µg/L	0	GE
		1,2-Dichloropropane	<1.0		µg/L	0	GE
		cis-1,3-Dichloropropene	<1.0		µg/L	0	GE
		trans-1,3-Dichloropropene	<1.0		µg/L	0	GE
		Endrin	<0.0060		µg/L	0	GE
		Ethylbenzene	<1.0		µg/L	0	GE
		Fluoride	<100		µg/L	0	GE
		Iron	<4.0		µg/L	0	GE
		Lead	<3.0		µg/L	0	GE

● = exceeded holding time. ■ = exceeded primary drinking water standard.

WELL FSB123C collected on 07/06/92, laboratory analyses (cont.)

H	D	Analyte	Result	Mod	Unit	Flag	Lab
		Lindane	<0.0050		µg/L	0	GE
		Magnesium	586		µg/L	0	GE
		Manganese	9.1		µg/L	0	GE
		Mercury	0.44		µg/L	0	GE
		Methoxychlor	<0.50		µg/L	0	GE
		Nickel	<4.0		µg/L	0	GE
		Nitrate-nitrite as nitrogen	3,300		µg/L	0	GE
		Phenols	<5.0		µg/L	0	GE
		Potassium	<500		µg/L	0	GE
		Selenium	<2.0	J1	µg/L	0	GE
		Silica	11,600		µg/L	0	GE
		Silver	<2.0		µg/L	0	GE
		Sodium	3,700		µg/L	0	GE
		Sulfate	<1,000		µg/L	0	GE
		1,1,2,2-Tetrachloroethane	<1.0		µg/L	0	GE
		Tetrachloroethylene	<1.0		µg/L	0	GE
		Thallium	<2.0		µg/L	0	GE
		Toluene	<1.0		µg/L	0	GE
		Total dissolved solids	50,000		µg/L	0	GE
		Total organic carbon	<1,000		µg/L	0	GE
		Total organic halogens	<5.0		µg/L	0	GE
		Total phosphates (as P)	250		µg/L	0	GE
		Toxaphene	<0.24		µg/L	0	GE
		2,4,5-TP (Silvex)	<0.090		µg/L	0	GE
		1,1,1-Trichloroethane	<1.0		µg/L	0	GE
		1,1,2-Trichloroethane	<1.0		µg/L	0	GE
		Trichloroethylene	1.4		µg/L	0	GE
		Trichlorofluoromethane	<1.0		µg/L	0	GE
		Uranium	<20		µg/L	0	GE
		Vanadium	<8.0		µg/L	0	GE
		Zinc	17		µg/L	0	GE
		Gross alpha	<2.0E+00		pCi/L	0	GE
		Gross alpha	<2.0E+00		pCi/L	0	GE
		Nonvolatile beta	<2.0E+00		pCi/L	0	GE
		Nonvolatile beta	<2.0E+00		pCi/L	0	GE
		Total alpha-emitting radium	<1.0E+00		pCi/L	0	GE
		Tritium	2.6E+00 ± 4.0E-01		pCi/mL	0	GE

● = exceeded holding time. ■ = exceeded primary drinking water standard.

WELL FSB123D

SRS Coord.	Lat/Longitude	Screen Zone Elevation	Top of Casing	Casing	Formation
N74562.7 E51734.8	33.275095 °N 81.675407 °W	214.1-194.1 ft msl	238.1 ft msl	4" PVC	Water table (IIB_2)

FIELD MEASUREMENTS

Sample date: 07/06/92
Depth to water: 25.65 ft (7.82 m) below TOC
Water elevation: 212.45 ft (64.76 m) msl
Sp. conductance: 42 µS/cm
Water evacuated before sampling: 48 gal

Time: 9:20
pH: 4.3
Alkalinity: 0 mg/L
Water temperature: 20.0°C

LABORATORY ANALYSES

H	D	Analyte	Result	Mod	Unit	Flag	Lab
●		pH	4.8	J	pH	0	GE
●		pH	4.8	J	pH	0	GE
●		pH	4.8	J	pH	0	WA
●		pH	4.9	J	pH	0	WA
		Specific conductance	35		µS/cm	0	GE
		Specific conductance	40		µS/cm	0	GE
●		Specific conductance	38	J	µS/cm	0	WA
●		Specific conductance	37	J	µS/cm	0	WA
		Aluminum	60		µg/L	2	GE
		Aluminum	64		µg/L	2	GE
		Aluminum	44	J3	µg/L	1	WA
		Aluminum	34	J3	µg/L	1	WA
		Antimony	<2.0		µg/L	0	GE
		Antimony	<2.0		µg/L	0	GE
		Antimony	<2.6		µg/L	0	WA
		Antimony	<2.6		µg/L	0	WA
		Arsenic	<2.0		µg/L	0	GE
		Arsenic	<2.0		µg/L	0	GE
		Arsenic	<2.0		µg/L	0	WA
		Arsenic	<2.0		µg/L	0	WA
		Barium	11		µg/L	0	GE
		Barium	11		µg/L	0	GE
		Barium	14	J3	µg/L	0	WA
		Barium	11	J3	µg/L	0	WA
		Benzene	<1.0		µg/L	0	GE
		Benzene	<1.0		µg/L	0	GE
		Benzene	<5.0		µg/L	0	WA
		Benzene	<5.0		µg/L	0	WA
		Bromodichloromethane	<1.0		µg/L	0	GE
		Bromodichloromethane	<1.0		µg/L	0	GE
		Bromodichloromethane	<5.0		µg/L	0	WA
		Bromodichloromethane	<5.0		µg/L	0	WA
		Bromoform	<1.0		µg/L	0	GE
		Bromoform	<1.0		µg/L	0	GE
		Bromoform	<5.0		µg/L	0	WA
		Bromoform	<5.0		µg/L	0	WA
		Bromomethane (Methyl bromide)	<1.0		µg/L	0	GE
		Bromomethane (Methyl bromide)	<1.0		µg/L	0	GE
		Bromomethane (Methyl bromide)	<10		µg/L	0	WA

● = exceeded holding time. ■ = exceeded primary drinking water standard.

WELL FSB123D collected on 07/06/92, laboratory analyses (cont.)

H	D	Analyte	Result	Mod	Unit	Flag	Lab
		Bromomethane (Methyl bromide)	<10		µg/L	0	WA
		Cadmium	<2.0		µg/L	0	GE
		Cadmium	<2.0		µg/L	0	GE
		Cadmium	1.3	J3	µg/L	0	WA
		Cadmium	1.0	J3	µg/L	0	WA
		Calcium	581		µg/L	0	GE
		Calcium	586		µg/L	0	GE
		Calcium	621		µg/L	0	WA
		Calcium	640		µg/L	0	WA
		Carbon tetrachloride	<1.0		µg/L	0	GE
		Carbon tetrachloride	<1.0		µg/L	0	GE
		Carbon tetrachloride	<5.0		µg/L	0	WA
		Carbon tetrachloride	<5.0		µg/L	0	WA
		Chloride	3,580		µg/L	0	GE
		Chloride	4,140		µg/L	0	GE
		Chloride	4,210		µg/L	0	WA
		Chloride	4,260		µg/L	0	WA
		Chlorobenzene	<1.0		µg/L	0	GE
		Chlorobenzene	<1.0		µg/L	0	GE
		Chlorobenzene	<5.0		µg/L	0	WA
		Chlorobenzene	<5.0		µg/L	0	WA
		Chloroethane	<1.0		µg/L	0	GE
		Chloroethane	<1.0		µg/L	0	GE
		Chloroethane	<10		µg/L	0	WA
		Chloroethane	<10		µg/L	0	WA
		Chloroethene (Vinyl chloride)	<1.0		µg/L	0	GE
		Chloroethene (Vinyl chloride)	<1.0		µg/L	0	GE
		Chloroethene (Vinyl chloride)	<10		µg/L	0	WA
		Chloroethene (Vinyl chloride)	<10		µg/L	0	WA
		2-Chloroethyl vinyl ether	<1.0		µg/L	0	GE
		2-Chloroethyl vinyl ether	<1.0		µg/L	0	GE
		2-Chloroethyl vinyl ether	<10		µg/L	0	WA
		2-Chloroethyl vinyl ether	<10		µg/L	0	WA
		Chloroform	<1.0		µg/L	0	GE
		Chloroform	<1.0		µg/L	0	GE
		Chloroform	<5.0		µg/L	0	WA
		Chloroform	<5.0		µg/L	0	WA
		Chloromethane (Methyl chloride)	<1.0		µg/L	0	GE
		Chloromethane (Methyl chloride)	<1.0		µg/L	0	GE
		Chloromethane (Methyl chloride)	<10		µg/L	0	WA
		Chloromethane (Methyl chloride)	<10		µg/L	0	WA
		Chromium	<4.0		µg/L	0	GE
		Chromium	<4.0		µg/L	0	GE
		Chromium	<1.1		µg/L	0	WA
		Chromium	<1.1		µg/L	0	WA
		Cobalt	<4.0		µg/L	0	GE
		Cobalt	<4.0		µg/L	0	GE
		Cobalt	2.9	J3	µg/L	0	WA
		Cobalt	<0.88		µg/L	0	WA
		Copper	7.2		µg/L	0	GE
		Copper	9.4		µg/L	0	GE
		Copper	4.5	J3	µg/L	0	WA
		Copper	3.5	J3	µg/L	0	WA
		Cyanide	<5.0		µg/L	0	GE
		Cyanide	<5.0		µg/L	0	GE
		Cyanide	<5.0		µg/L	0	WA

● = exceeded holding time. ■ = exceeded primary drinking water standard.

WELL FSB123D collected on 07/06/92, laboratory analyses (cont.)

H	D	Analyte	Result	Mod	Unit	Flag	Lab
		Cyanide	<5.0		µg/L	0	WA
		Dibromochloromethane	<1.0		µg/L	0	GE
		Dibromochloromethane	<1.0		µg/L	0	GE
		Dibromochloromethane	<5.0		µg/L	0	WA
		Dibromochloromethane	<5.0		µg/L	0	WA
		1,1-Dichloroethane	<1.0		µg/L	0	GE
		1,1-Dichloroethane	<1.0		µg/L	0	GE
		1,1-Dichloroethane	<5.0		µg/L	0	WA
		1,1-Dichloroethane	<5.0		µg/L	0	WA
		1,2-Dichloroethane	<1.0		µg/L	0	GE
		1,2-Dichloroethane	<1.0		µg/L	0	GE
		1,2-Dichloroethane	<5.0		µg/L	0	WA
		1,2-Dichloroethane	<5.0		µg/L	0	WA
		1,1-Dichloroethylene	<1.0		µg/L	0	GE
		1,1-Dichloroethylene	<1.0		µg/L	0	GE
		1,1-Dichloroethylene	<5.0		µg/L	0	WA
		1,1-Dichloroethylene	<5.0		µg/L	0	WA
		trans-1,2-Dichloroethylene	<1.0		µg/L	0	GE
		trans-1,2-Dichloroethylene	<1.0		µg/L	0	GE
		trans-1,2-Dichloroethylene	<5.0		µg/L	0	WA
		trans-1,2-Dichloroethylene	<5.0		µg/L	0	WA
		Dichloromethane (Methylene chloride)	<1.0		µg/L	0	GE
		Dichloromethane (Methylene chloride)	<1.0		µg/L	0	GE
		Dichloromethane (Methylene chloride)	10	V	µg/L	0	WA
		Dichloromethane (Methylene chloride)	11	V	µg/L	0	WA
		2,4-Dichlorophenoxyacetic acid	<0.30		µg/L	0	GE
		2,4-Dichlorophenoxyacetic acid	<0.30		µg/L	0	GE
		2,4-Dichlorophenoxyacetic acid	<1.1		µg/L	0	WA
		2,4-Dichlorophenoxyacetic acid	<1.1		µg/L	0	WA
		1,2-Dichloropropane	<1.0		µg/L	0	GE
		1,2-Dichloropropane	<1.0		µg/L	0	GE
		1,2-Dichloropropane	<5.0		µg/L	0	WA
		1,2-Dichloropropane	<5.0		µg/L	0	WA
		cis-1,3-Dichloropropene	<1.0		µg/L	0	GE
		cis-1,3-Dichloropropene	<1.0		µg/L	0	GE
		cis-1,3-Dichloropropene	<5.0		µg/L	0	WA
		cis-1,3-Dichloropropene	<5.0		µg/L	0	WA
		trans-1,3-Dichloropropene	<1.0		µg/L	0	GE
		trans-1,3-Dichloropropene	<1.0		µg/L	0	GE
		trans-1,3-Dichloropropene	<5.0		µg/L	0	WA
		trans-1,3-Dichloropropene	<5.0		µg/L	0	WA
		Endrin	<0.0060		µg/L	0	GE
		Endrin	<0.0060		µg/L	0	GE
		Endrin	<0.11		µg/L	0	WA
		Endrin	<0.11		µg/L	0	WA
		Ethylbenzene	<1.0		µg/L	0	GE
		Ethylbenzene	<1.0		µg/L	0	GE
		Ethylbenzene	<5.0		µg/L	0	WA
		Ethylbenzene	<5.0		µg/L	0	WA
		Fluoride	<100		µg/L	0	GE
		Fluoride	<100		µg/L	0	GE
		Fluoride	<100		µg/L	0	WA
		Fluoride	<100		µg/L	0	WA
		Iron	13		µg/L	0	GE
		Iron	14		µg/L	0	GE
		Iron	25		µg/L	0	WA

● = exceeded holding time. ■ = exceeded primary drinking water standard.

WELL FSB123D collected on 07/06/92, laboratory analyses (cont.)

H	D	Analyte	Result	Mod	Unit	Flag	Lab
		Iron	22		µg/L	0	WA
		Lead	3.7		µg/L	0	GE
		Lead	<3.0		µg/L	0	GE
		Lead	<2.0		µg/L	0	WA
		Lead	<2.0		µg/L	0	WA
		Lindane	<0.0050		µg/L	0	GE
		Lindane	<0.0050		µg/L	0	GE
		Lindane	<0.054		µg/L	0	WA
		Lindane	<0.054		µg/L	0	WA
		Magnesium	649		µg/L	0	GE
		Magnesium	651		µg/L	0	GE
		Magnesium	660		µg/L	0	WA
		Magnesium	659		µg/L	0	WA
		Manganese	13		µg/L	0	GE
		Manganese	13		µg/L	0	GE
		Manganese	13		µg/L	0	WA
		Manganese	12		µg/L	0	WA
		Mercury	<0.20		µg/L	0	GE
		Mercury	<0.20		µg/L	0	GE
		Mercury	<0.20		µg/L	0	WA
		Mercury	<0.20		µg/L	0	WA
		Methoxychlor	<0.50		µg/L	0	GE
		Methoxychlor	<0.50		µg/L	0	GE
		Methoxychlor	<0.54		µg/L	0	WA
		Methoxychlor	<0.54		µg/L	0	WA
		Nickel	<4.0		µg/L	0	GE
		Nickel	<4.0		µg/L	0	GE
		Nickel	<3.1		µg/L	0	WA
		Nickel	<3.1		µg/L	0	WA
		Nitrate as nitrogen	2,180		µg/L	0	WA
		Nitrate as nitrogen	2,120		µg/L	0	WA
		Nitrate-nitrite as nitrogen	2,220		µg/L	0	GE
		Nitrate-nitrite as nitrogen	2,300		µg/L	0	GE
		Phenols	<5.0		µg/L	0	GE
		Phenols	<5.0		µg/L	0	GE
		Phenols	5.9		µg/L	0	WA
		Phenols	5.9		µg/L	0	WA
		Potassium	<500		µg/L	0	GE
		Potassium	<500		µg/L	0	GE
		Potassium	495		µg/L	0	WA
		Potassium	378	J3	µg/L	0	WA
		Selenium	<2.0	J1	µg/L	0	GE
		Selenium	<2.0	J1	µg/L	0	GE
		Selenium	<2.0		µg/L	0	WA
		Selenium	<2.0		µg/L	0	WA
		Silica	6,620		µg/L	0	GE
		Silica	6,630		µg/L	0	GE
		Silica	6,170		µg/L	0	WA
		Silica	6,300		µg/L	0	WA
		Silver	<2.0		µg/L	0	GE
		Silver	<2.0		µg/L	0	GE
		Silver	1.3	J3	µg/L	0	WA
		Silver	<0.70		µg/L	0	WA
		Sodium	4,990		µg/L	0	GE
		Sodium	4,990		µg/L	0	GE
		Sodium	4,810		µg/L	0	WA

● = exceeded holding time. ■ = exceeded primary drinking water standard.

WELL FSB123D collected on 07/06/92, laboratory analyses (cont.)

H	D	Analyte	Result	Mod	Unit	Flag	Lab
		Sodium	4,940		µg/L	0	WA
		Sulfate	<1,000		µg/L	0	GE
		Sulfate	<1,000		µg/L	0	GE
		Sulfate	<2,500		µg/L	0	WA
		Sulfate	<2,500		µg/L	0	WA
		1,1,2,2-Tetrachloroethane	<1.0		µg/L	0	GE
		1,1,2,2-Tetrachloroethane	<1.0		µg/L	0	GE
		1,1,2,2-Tetrachloroethane	<5.0		µg/L	0	WA
		1,1,2,2-Tetrachloroethane	<5.0		µg/L	0	WA
		Tetrachloroethylene	<1.0		µg/L	0	GE
		Tetrachloroethylene	<1.0		µg/L	0	GE
		Tetrachloroethylene	<5.0		µg/L	0	WA
		Tetrachloroethylene	<5.0		µg/L	0	WA
		Thallium	<2.0		µg/L	0	GE
		Thallium	<2.0		µg/L	0	GE
		Thallium	<2.0		µg/L	0	WA
		Thallium	<2.0		µg/L	0	WA
		Toluene	<1.0		µg/L	0	GE
		Toluene	<1.0		µg/L	0	GE
		Toluene	<5.0		µg/L	0	WA
		Toluene	<5.0		µg/L	0	WA
		Total dissolved solids	18,000		µg/L	0	GE
		Total dissolved solids	25,000		µg/L	0	GE
		Total dissolved solids	27,000		µg/L	0	WA
		Total dissolved solids	39,000		µg/L	0	WA
		Total organic carbon	<1,000		µg/L	0	GE
		Total organic carbon	<1,000		µg/L	0	GE
		Total organic carbon	<500		µg/L	0	WA
		Total organic carbon	<500		µg/L	0	WA
		Total organic halogens	<5.0		µg/L	0	GE
		Total organic halogens	<5.0		µg/L	0	GE
		Total organic halogens	<5.0		µg/L	0	GE
		Total organic halogens	32		µg/L	1	WA
		Total organic halogens	<5.0		µg/L	0	WA
		Total phosphates (as P)	<50		µg/L	0	GE
		Total phosphates (as P)	<50		µg/L	0	GE
		Total phosphates (as P)	<20		µg/L	0	WA
		Total phosphates (as P)	<20		µg/L	0	WA
		Toxaphene	<0.24		µg/L	0	GE
		Toxaphene	<0.24		µg/L	0	GE
		Toxaphene	<1.1		µg/L	0	WA
		Toxaphene	<1.1		µg/L	0	WA
		2,4,5-TP (Silvex)	<0.090		µg/L	0	GE
		2,4,5-TP (Silvex)	<0.090		µg/L	0	GE
		2,4,5-TP (Silvex)	<0.54		µg/L	0	WA
		2,4,5-TP (Silvex)	<0.54		µg/L	0	WA
		1,1,1-Trichloroethane	<1.0		µg/L	0	GE
		1,1,1-Trichloroethane	<1.0		µg/L	0	GE
		1,1,1-Trichloroethane	<5.0		µg/L	0	WA
		1,1,1-Trichloroethane	<5.0		µg/L	0	WA
		1,1,2-Trichloroethane	<1.0		µg/L	0	GE
		1,1,2-Trichloroethane	<1.0		µg/L	0	GE
		1,1,2-Trichloroethane	<5.0		µg/L	0	WA
		1,1,2-Trichloroethane	<5.0		µg/L	0	WA
		Trichloroethylene	<1.0		µg/L	0	GE
		Trichloroethylene	<1.0		µg/L	0	GE

● = exceeded holding time. ■ = exceeded primary drinking water standard.

WELL FSB123D collected on 07/06/92, laboratory analyses (cont.)

H	D	Analyte	Result	Mod	Unit	Flag	Lab
		Trichloroethylene	<5.0		µg/L	0	WA
		Trichloroethylene	<5.0		µg/L	0	WA
		Trichlorofluoromethane	<1.0		µg/L	0	GE
		Trichlorofluoromethane	<1.0		µg/L	0	GE
		Trichlorofluoromethane	<5.0		µg/L	0	WA
		Trichlorofluoromethane	<5.0		µg/L	0	WA
		Uranium	<20		µg/L	0	GE
		Uranium	<20		µg/L	0	GE
		Uranium	<0.030		µg/L	0	TM
		Uranium	0.50		µg/L	0	TM
		Vanadium	<8.0		µg/L	0	GE
		Vanadium	<8.0		µg/L	0	GE
		Vanadium	2.9	J3	µg/L	0	WA
		Vanadium	<0.88		µg/L	0	WA
		Xylenes	<5.0		µg/L	0	WA
		Xylenes	<5.0		µg/L	0	WA
		Zinc	16		µg/L	0	GE
		Zinc	17		µg/L	0	GE
		Zinc	20	J2	µg/L	0	WA
		Zinc	21	J2	µg/L	0	WA
		Gross alpha	<2.0E+00		pCi/L	0	GE
		Gross alpha	<2.0E+00		pCi/L	0	GE
		Gross alpha	6.0E-01 ± 7.0E-01		pCi/L	0	TM
		Gross alpha	1.6E+00 ± 8.0E-01		pCi/L	0	TM
		Nonvolatile beta	<2.0E+00		pCi/L	0	GE
		Nonvolatile beta	<2.0E+00		pCi/L	0	GE
		Nonvolatile beta	4.2E+00 ± 1.3E+00		pCi/L	0	TM
		Nonvolatile beta	2.8E+00 ± 1.2E+00		pCi/L	0	TM
		Radium-226	7.4E-01 ± 3.5E-01		pCi/L	0	TM
		Radium-226	7.4E-01 ± 3.6E-01		pCi/L	0	TM
		Radium-228	1.1E+00 ± 7.8E-01		pCi/L	0	TM
		Radium-228	<7.0E-01		pCi/L	0	TM
		Total alpha-emitting radium	<1.0E+00		pCi/L	0	GE
		Total alpha-emitting radium	<1.0E+00		pCi/L	0	GE
		Tritium	9.6E+00 ± 5.0E-01		pCi/mL	0	GE
		Tritium	1.0E+01 ± 5.0E-01		pCi/mL	1	GE
		Tritium	1.1E+01 ± 1.4E+00		pCi/mL	1	TM
		Tritium	1.0E+01 ± 1.3E+00		pCi/mL	1	TM

● = exceeded holding time. ■ = exceeded primary drinking water standard.

Appendix E – Data Quality/Useability Assessment

Data Quality/Useability Assessment

Quality assurance/quality control (QA/QC) procedures relating to accuracy and precision of analyses performed on groundwater samples are followed in the field and laboratory and are reviewed prior to publication of results. The Environmental Protection Department/ Environmental Monitoring Section's (EPD/EMS) review of the volume of analytical data acquired each quarter and presented in various reports is an ongoing process; its review of the QA/QC data cannot be completed in time to meet the deadlines for the reports required by the Resource Conservation and Recovery Act and associated regulations. Other site and regulatory personnel can obtain further information on the data quality and useability in a variety of ways.

Data Qualification

The contract laboratories continually assess their own accuracy and precision according to U.S. Environmental Protection Agency (EPA) guidelines. They submit sample- or batch-specific QA/QC information either at the same time as analytical results or in a quarterly summary. Properly defined and used result modifiers (also referred to as qualifiers) can be a key component in assessing data useability. Result modifiers designed by EPD/EMS and provided to the primary laboratories are presented in Appendix D.

Assessment of Accuracy of the Data

Accuracy, or the nearness of the reported result to the true concentration of a constituent in a sample, can be assessed in several ways.

A laboratory's general accuracy can be judged by analysis of results obtained from known samples. The non-radionuclide contract laboratories analyze commercial reference samples every quarter at EPD/EMS' request. The results of these analyses are presented in the EPD/EMS quarterly report, *The Savannah River Site's Groundwater Monitoring Program.* The primary laboratories also seek or maintain state certification by participating periodically in performance studies; reference samples and analysis of results are provided by EPA. Results of these studies also are published in the EPD/EMS quarterly reports.

Analysis of blanks provides a tool for assessing the accuracy of both sampling and laboratory analysis. Results for all field blanks for the quarter can be found in the EPD/EMS quarterly reports. Any field or laboratory blanks that exceeded established minimums are identified in the same reports, in tables associating them with groundwater samples analyzed in the same batches.

Surrogates, organic compounds similar in chemical behavior to the compounds of interest but not normally found in environmental samples, are used to monitor the effect of the matrix on the accuracy of analyses for organic parameters. For example, for analyses of volatile organics by EPA method 8240, three surrogate compounds are added to all samples and blanks in each analytical batch. In analyses of semivolatile organics, three to four acid compounds and three to four base/neutral compounds are used. Other surrogates are used

in pesticides analyses. Percent recoveries for surrogate analyses are calculated by laboratory personnel, reported to EPD/EMS, reviewed, and entered into the database, but they are not published. If recoveries are not within specified limits, the laboratory is expected to re-run the samples or attach result qualifiers to the data identifying the anomalous results.

Sample-specific accuracy for both organic and inorganic parameters can be assessed by analysis of matrix spike/matrix spike duplicate results. A sample is analyzed unspiked to determine a baseline. A second portion of sample is spiked with known concentrations of compounds appropriate to the analyses being performed, typically 5 compounds for volatile organic analyses, 11 for semivolatiles, 6 for pesticides, or all compounds for the metals and cyanide. The percentage of spike compound recovered (percent recovery) is a direct measure of analytical accuracy. EPA requires matrix spike/matrix spike duplicates to be run at least once per 20 samples of similar matrix.

Matrix spike/matrix spike duplicate results are reported to EPD/EMS but are not published. For organic compounds, according to EPA guidelines, no action is taken on the basis of matrix spike/matrix spike duplicate data alone (i.e., no result modifiers are assigned solely on the basis of matrix spike results); however, the results can indicate if a lab is having a systematic problem in the analysis of one or more analytes.

In the case of inorganic compounds, such as metals, the matrix spike sample analysis provides information about the effect of each sample matrix on the digestion and measurement methodology. Data qualifiers can be assigned on the basis of the percentage of spike recovery and are reported in the published results tables.

Assessment of Precision

Precision of the analyses, or agreement of a set of replicate results among themselves, is assessed through the use of duplicates (laboratory-initiated) and blind replicates (provided by EPD/EMS). The results of duplicate and replicate analyses are presented in the results tables in these reports as multiple entries for an analyte under a single table heading.

The laboratories assess precision by calculating the relative percent difference, or RPD, for each pair of laboratory-initiated duplicate results. During 1992, at least one of the contract laboratories used a data qualifier (J3) to modify metals analyses when the RPD for laboratory duplicates was greater than 20%.

Additional statistical comparisons of laboratory duplicate and blind replicate results, both intra- and interlaboratory, are presented in the EPD/EMS quarterly reports. The calculation used for these reports is the MRD, or mean relative difference, which is similar to EPA's RPD except that the MRD provides a single value for all of the analyses of a particular compound, either inter- or intralaboratory, during one quarter. Because detection limits may vary among samples, the MRD requires calculation of a reference detection limit, which is the detection limit at the 90th percentile of the array of limits in the population of all replicate and duplicate analyses for a given analyte during a particular quarter. The MRD is not method-specific.

Method-Specific Accuracy and Precision

The contract laboratories' EPA-approved laboratory procedures include QA/QC requirements as an integral part of the methods. Thus, knowledge of the method used in obtaining data is an important component of determining data useability. EPA has conducted extensive research and development on the methods approved for the analysis of water and waste water; information on the accuracy and precision of the method is available from EPA publications, as is full information on required QA/QC procedures. A listing of the methods used by the primary laboratories during first quarter 1992 is given below along with the source for the method description. Many, if not all, of these sources include presentations of representative accuracy and precision results.

Method	Used to Analyze	Source
EPA120.1	Specific conductance	EPA EMSL 1983
EPA150.1	pH	EPA EMSL 1983
EPA160.1	Filterable residue (total dissolved solids)	EPA EMSL 1983
EPA160.2	Nonfilterable residue	EPA EMSL 1983
EPA180.1	Turbidity	EPA EMSL 1983
EPA200.7	Trace elements	EPA EMSL 1983
EPA206.2	Arsenic	EPA EMSL 1983
EPA208.2	Barium	EPA EMSL 1983
EPA239.2	Lead	EPA EMSL 1983
EPA245.1	Mercury	EPA EMSL 1983
EPA270.2	Selenium	EPA EMSL 1983
EPA279.2	Thallium	EPA EMSL 1983
EPA300.0	Inorganics, non-metallics	EPA EMSL 1991
EPA310.1	Alkalinity	EPA EMSL 1983
EPA325.2	Chloride	EPA EMSL 1983
EPA335.3	Cyanide	EPA EMSL 1983
EPA340.2	Fluoride	EPA EMSL 1983
EPA353.1	Nitrogen, nitrate-nitrite	EPA EMSL 1983
EPA353.2	Nitrogen, nitrate, nitrite, or combined	EPA EMSL 1983
EPA353.3	Nitrogen, nitrate-nitrite, or nitrite only	EPA EMSL 1983
EPA354.1	Nitrogen, nitrite	EPA EMSL 1983
EPA365.1	Phosphorus, all forms (reported as total phosphates)	EPA EMSL 1983
EPA365.2	Phosphorus, all forms (reported as total phosphates)	EPA EMSL 1983
EPA375.4	Sulfate, turbidimetric	EPA EMSL 1983
EPA376.2	Sulfide	EPA EMSL 1983
APHA403	Alkalinity	APHA 1985
EPA413.1	Oil & grease	EPA EMSL 1983
APHA415A	Iodine	APHA 1985
EPA415.1	A total organic carbon (TOC) method; used for dissolved organic carbon (DOC) on filtered samples	EPA EMSL 1983
EPA418.1	Petroleum hydrocarbons	EPA EMSL 1983
EPA420.1	Phenolics	EPA EMSL 1983
EPA420.2	Phenolics	EPA EMSL 1983
APHA705	Total alpha-emitting radium	APHA 1985
ASTMD3869C	Iodide	ASTM 1992
APHA5320	Dissolved organic halogen	APHA 1989
EPA6010	Metals	EPA 1986
EPA7041	Antimony	EPA 1986
EPA7060	Arsenic	EPA 1986
EPA7421	Lead	EPA 1986
EPA7470	Mercury	EPA 1986

Method	Used to Analyze	Source
EPA7740	Selenium	EPA 1986
EPA7841	Thallium	EPA 1986
EPA8010	Halogenated volatile organics	EPA 1986
EPA8020	Aromatic volatile organics	EPA 1986
EPA8080	Organochlorine pesticides and PCBs	EPA 1986
EPA8140	Organophosphorus pesticides	EPA 1986
EPA8150	Chlorinated herbicides	EPA 1986
EPA8240	GCMS VOA	EPA 1986
EPA8270	GCMS semivolatiles	EPA 1986
EPA8280	Dioxins and furans	EPA 1986
EPA9012	Total cyanide	EPA 1986
EPA9020	Total organic halides	EPA 1986
EPA9030	Sulfides	EPA 1986

An example of the available method-specific QA/QC information is that for the analysis of metals. Both primary laboratories, General Engineering Laboratories (GE) and Roy F. Weston, Inc. (Weston), use EPA Method 6010/200.7 (EPA 1986/EPA EMSL 1983), an inductively coupled plasma (ICP) atomic emission spectrometric method, for the analysis of trace elements, specifically metals.

The following precision and accuracy data are based on the experience of seven laboratories that applied the ICP technique to acid-distilled water matrices that had been dosed with various metal concentrates. (Note: not all seven laboratories analyzed all 14 elements.) The references give results for samples having three concentration ranges; the results here are for samples having the lowest values, similar to actual groundwater results for SRS.

ICP Precision and Accuracy Data

Element	True value (µg/L)	Mean reported value (µg/L)	Mean percent RSD[a]
Beryllium	20	20	9.8
Manganese	15	15	6.7
Vanadium	70	69	2.9
Arsenic	22	19	23
Chromium	10	10	18
Copper	11	11	40
Iron	20	19	15
Aluminum	60	62	33
Cadmium	2.5	2.9	16
Cobalt	20	20	4.1
Nickel	30	28	11
Lead	24	30	32
Zinc	16	19	45
Selenium	6	8.5	42

[a] Relative standard deviation. Note: When this table was printed in EPA (1986), the column heading was Mean Standard Deviation (%).

As another example, EPA Method 601/8010 (EPA 1991a/EPA 1986) is used by both GE and Weston for analyses of halogenated volatile organics. In the presentation of the method in both references, the following table gives method-specific accuracy and precision as functions of concentration. Contract laboratories are expected to achieve or at least approach these limits.

Accuracy and Precision as Functions of Concentration for EPA Method 601/8010

Parameter	Accuracy as recovery (μg/L)	Single analyst precision (μg/L)[a]	Overall precision (μg/L)[b]
Bromodichloromethane	$1.12C-1.02$[c]	$0.11\bar{X}+0.04$[d]	$0.20\bar{X}+1.00$
Bromoform	$0.96C-2.05$	$0.12\bar{X}+0.58$	$0.21\bar{X}+2.41$
Bromomethane	$0.76C-1.27$	$0.28\bar{X}+0.27$	$0.36\bar{X}+0.94$
Carbon tetrachloride	$0.98C-1.04$	$0.15\bar{X}+0.38$	$0.20\bar{X}+0.39$
Chlorobenzene	$1.00C-1.23$	$0.15\bar{X}-0.02$	$0.18\bar{X}+1.21$
Chloroethane	$0.99C-1.53$	$0.14\bar{X}-0.13$	$0.17\bar{X}+0.63$
2-Chloroethyl vinyl ether[e]	$1.00C$	$0.20\bar{X}$	$0.35\bar{X}$
Chloroform	$0.93C-0.39$	$0.13\bar{X}+0.15$	$0.19\bar{X}-0.02$
Chloromethane	$0.77C+0.18$	$0.28\bar{X}-0.31$	$0.52\bar{X}+1.31$
Dibromochloromethane	$0.94C+2.72$	$0.11\bar{X}+1.10$	$0.24\bar{X}+1.68$
1,2-Dichlorobenzene	$0.93C+1.70$	$0.20\bar{X}+0.97$	$0.13\bar{X}+6.13$
1,3-Dichlorobenzene	$0.95C+0.43$	$0.14\bar{X}+2.33$	$0.26\bar{X}+2.34$
1,4-Dichlorobenzene	$0.93C-0.09$	$0.15\bar{X}+0.29$	$0.20\bar{X}+0.41$
1,1-Dichloroethane	$0.95C-1.08$	$0.09\bar{X}+0.17$	$0.14\bar{X}+0.94$
1,2-Dichloroethane	$1.04C-1.06$	$0.11\bar{X}+0.70$	$0.15\bar{X}+0.94$
1,1-Dichloroethene	$0.98C-0.87$	$0.21\bar{X}-0.23$	$0.29\bar{X}-0.40$
trans-1,2-Dichloroethene	$0.97C-0.16$	$0.11\bar{X}+1.46$	$0.17\bar{X}+1.46$
1,2-Dichloropropane[e]	$1.00C$	$0.13\bar{X}$	$0.23\bar{X}$
cis-1,3-Dichloropropene[e]	$1.00C$	$0.18\bar{X}$	$0.32\bar{X}$
trans-1,3-Dichloropropene[e]	$1.00C$	$0.18\bar{X}$	$0.32\bar{X}$
Methylene chloride	$0.91C-0.93$	$0.11\bar{X}+0.33$	$0.21\bar{X}+1.43$
1,1,2,2-Tetrachlorethane	$0.95C+0.19$	$0.14\bar{X}+2.41$	$0.23\bar{X}+2.79$
Tetrachloroethylene	$0.94C+0.06$	$0.14\bar{X}+0.38$	$0.18\bar{X}+2.21$
1,1,1-Trichloroethane	$0.90C-0.16$	$0.15\bar{X}+0.04$	$0.20\bar{X}+0.37$
1,1,2-Trichloroethane	$0.86C+0.30$	$0.13\bar{X}-0.14$	$0.19\bar{X}+0.67$
Trichloroethylene	$0.87C+0.48$	$0.13\bar{X}-0.03$	$0.23\bar{X}+0.30$
Trichlorofluoromethane	$0.89C-0.07$	$0.15\bar{X}+0.67$	$0.26\bar{X}+0.91$
Vinyl chloride	$0.97C-0.36$	$0.13\bar{X}+0.65$	$0.27\bar{X}+0.40$

[a] Expected single analyst standard deviation of measurements.
[b] Expected interlaboratory standard deviation of measurements.
[c] C = true value for the concentration, in μg/L.
[d] $\bar{X}$ = average recovery found for measurements of samples containing a concentration of C, in μg/L.
[e] Estimates based on performance in a single laboratory.

References

APHA (American Public Health Association), 1985. **Standard Methods for the Examination of Water and Wastewater**, 16th edition.

APHA (American Public Health Association), 1989. **Standard Methods for the Examination of Water and Wastewater**, 17th edition.

ASTM (American Society for Testing and Materials), 1992. **1992 Annual Book of ASTM Standards**, Volume 11.02, Water (II). Philadelphia.

EPA (U.S. Environmental Protection Agency), 1986. **Test Methods for Evaluating Solid Waste (SW-846)**, Volumes IA–IC.

EPA (U.S. Environmental Protection Agency), 1987. **Data Quality Objectives for Remedial Response Activities**. PB88-131870; EPA/540/G-87/003.

EPA (U.S. Environmental Protection Agency), 1988a. **Contract Laboratory Program Statement of Work for Inorganics Analysis, Multi-Media, Multi-Concentration**. SOW No. 788.

EPA (U.S. Environmental Protection Agency), 1988b. **Contract Laboratory Program Statement of Work for Organics Analysis Multi-Media, Multi-Concentration**. SOW No. 288.

EPA (U.S. Environmental Protection Agency), 1990. **Guidance for Data Useability in Risk Assessment**. Interim Final. EPA/540/G-90/008.

EPA (U.S. Environmental Protection Agency), 1991a. **CFR** (Code of Federal Regulations), Title 40, Part 136, Appendix A. Revised July 1, 1991.

EPA EMSL (U.S. Environmental Protection Agency, Environmental Monitoring and Systems Laboratory), 1979. **Handbook for Analytical Quality Control in Water Wastewater Laboratories**. PB-297 451; EPA-600/4-79-019. Cincinnati, OH.

EPA EMSL (U.S. Environmental Protection Agency, Environmental Monitoring and Systems Laboratory), 1983. **Methods for Chemical Analysis of Water and Wastes**. Cincinnati, OH. Revised March 1983.

EPA EMSL (U.S. Environmental Protection Agency, Environmental Monitoring and Systems Laboratory), 1991. **Test Method, The Determination of Inorganic Anions in Water by Ion Chromatography—Method 300.0**, Revised August 1991.

Appendix F – Time Series Plots

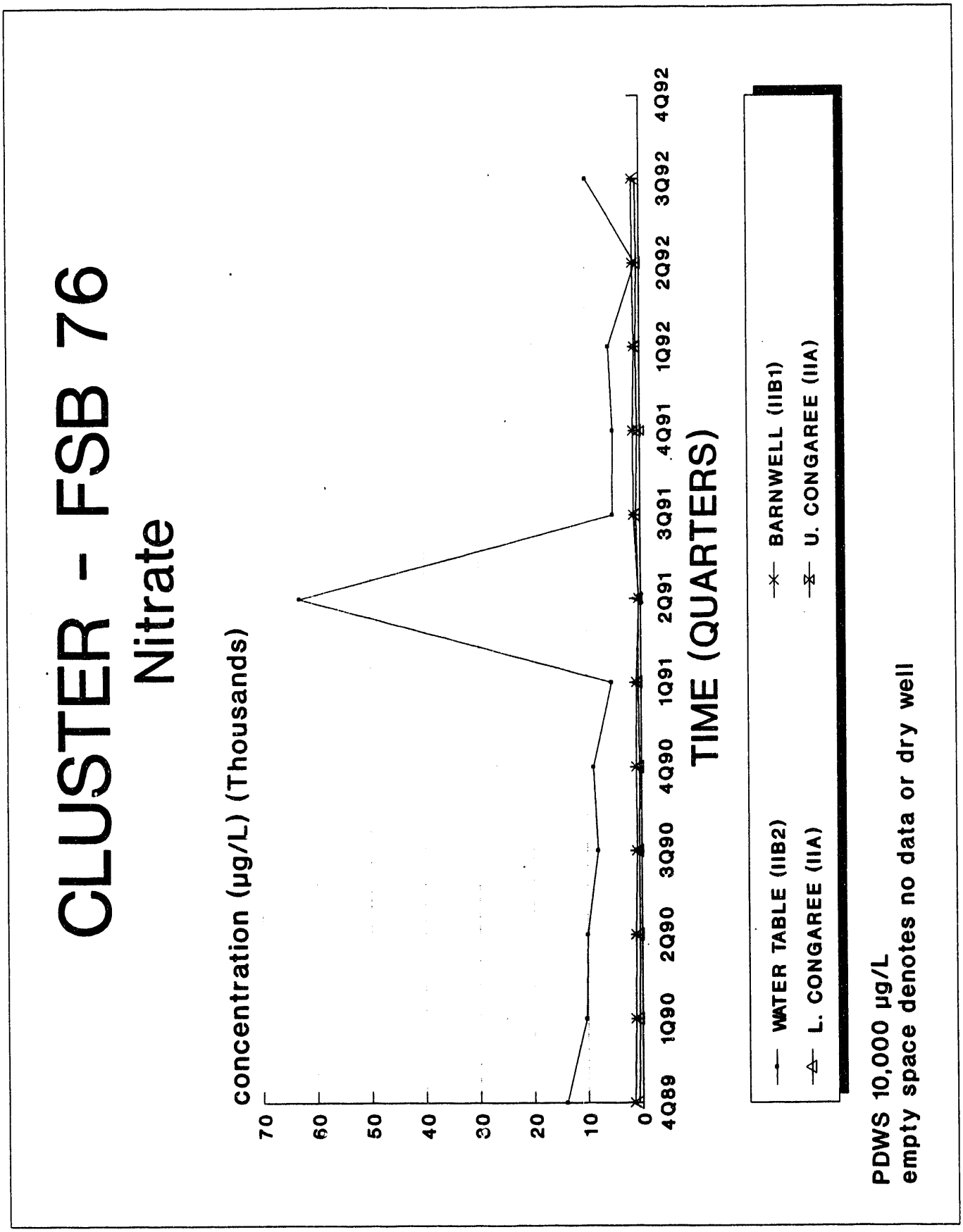
CLUSTER - FSB 76
Nitrate
concentration (µg/L) (Thousands)
70
60
50
40
30
20
10
0
4Q89
1Q90
2Q90
3Q90
4Q90
1Q91
2Q91
3Q91
4Q91
1Q92
2Q92
3Q92
4Q92
TIME (QUARTERS)
WATER TABLE (IIB2)
L. CONGAREE (IIA)
BARNWELL (IIB1)
U. CONGAREE (IIA)
PDWS 10,000 µg/L
empty space denotes no data or dry well

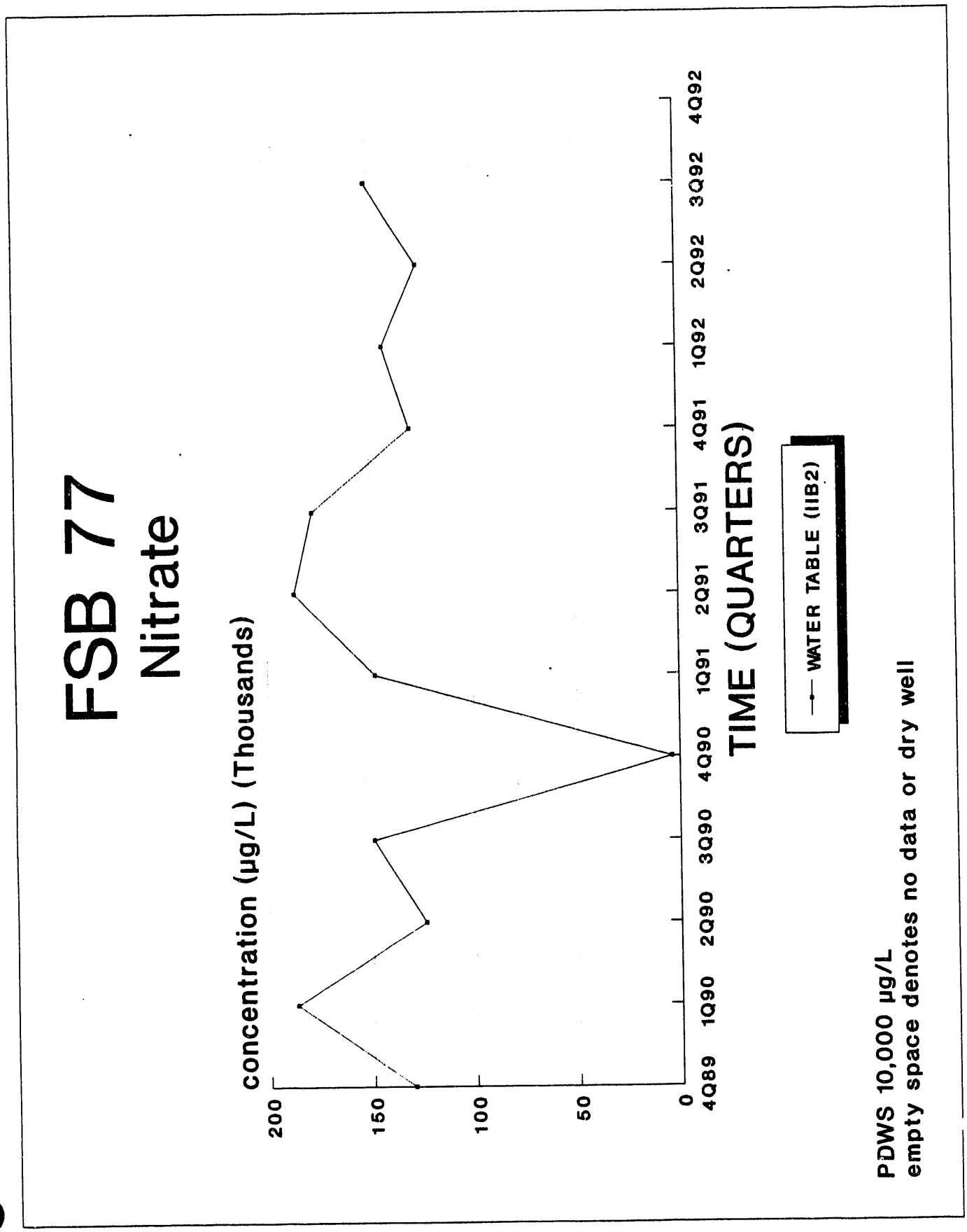
FSB 77
Nitrate
concentration (µg/L) (Thousands)
200
150
100
50
0
4Q89
1Q90
2Q90
3Q90
4Q90
1Q91
2Q91
3Q91
4Q91
1Q92
2Q92
3Q92
4Q92
TIME (QUARTERS)
WATER TABLE (IIB2)
PDWS 10,000 µg/L
empty space denotes no data or dry well

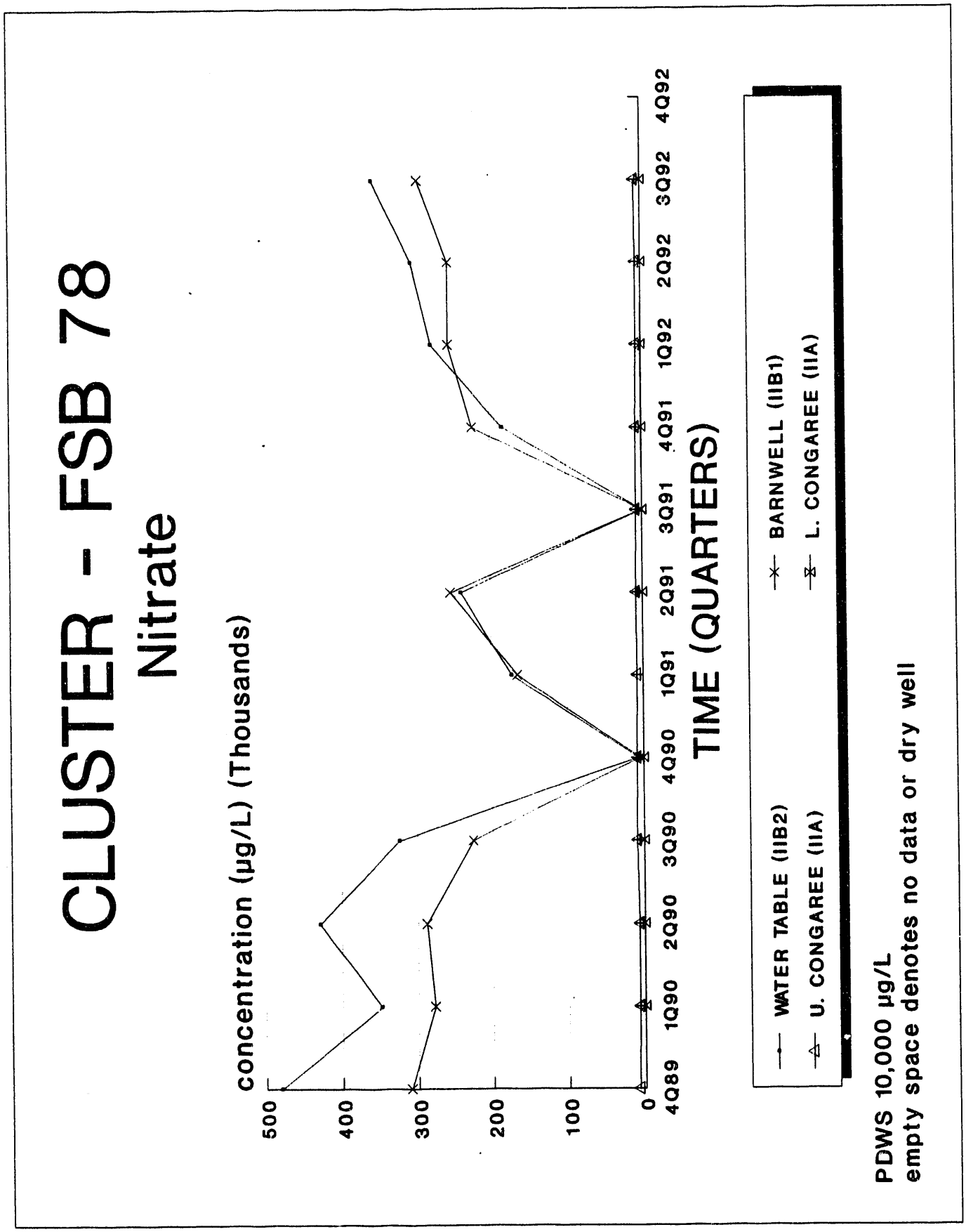
CLUSTER - FSB 78
Nitrate
concentration (µg/L) (Thousands)
500
400
300
200
100
0
4Q89
1Q90
2Q90
3Q90
4Q90
1Q91
2Q91
3Q91
4Q91
1Q92
2Q92
3Q92
4Q92
TIME (QUARTERS)
WATER TABLE (IIB2)
U. CONGAREE (IIA)
BARNWELL (IIB1)
L. CONGAREE (IIA)
PDWS 10,000 µg/L
empty space denotes no data or dry well

CLUSTER - FSB 79

Nitrate

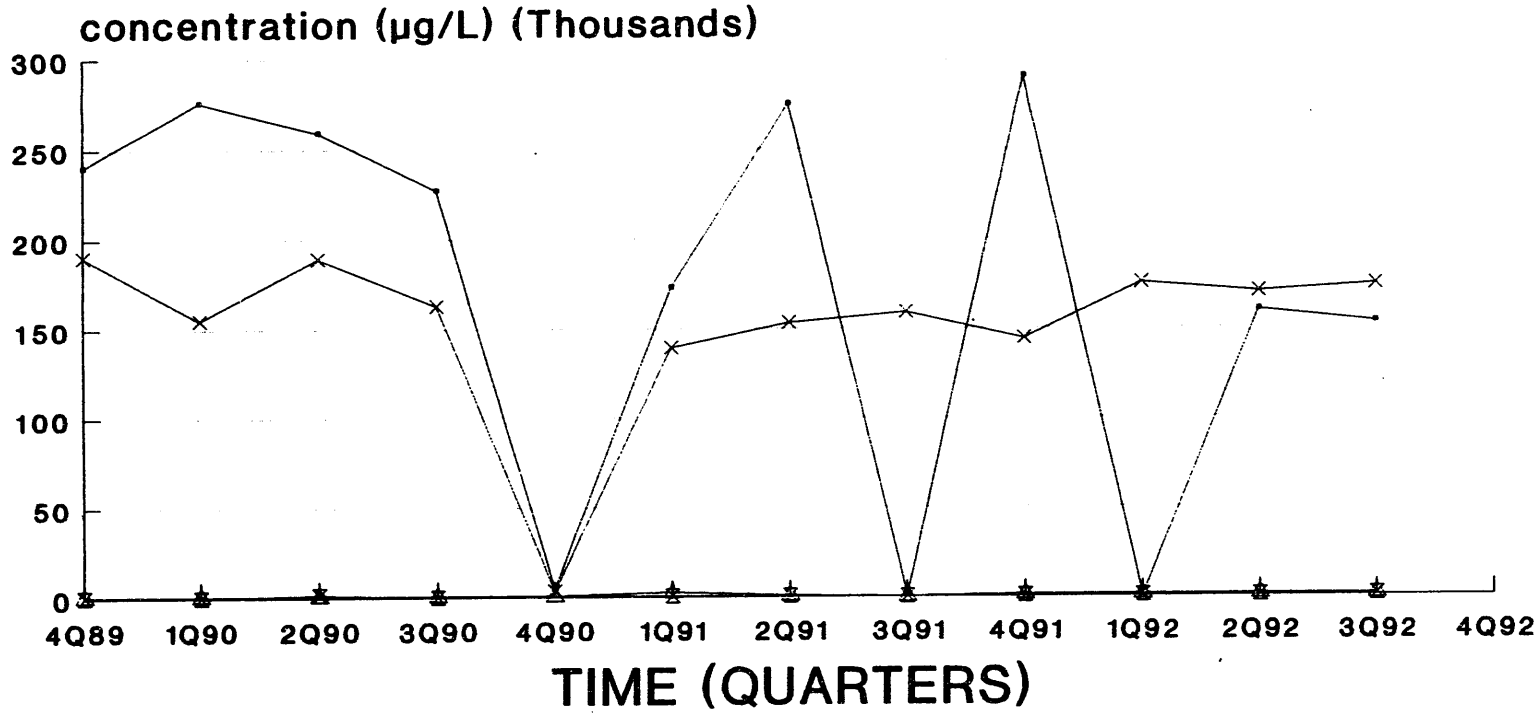

WATER TABLE (IIB2)
BARNWELL (IIB1)
U. CONGAREE (IIA)
L. CONGAREE (IIA)

PDWS 10,000 µg/L
empty space denotes no data or dry well

CLUSTER - FSB 87

Nitrate

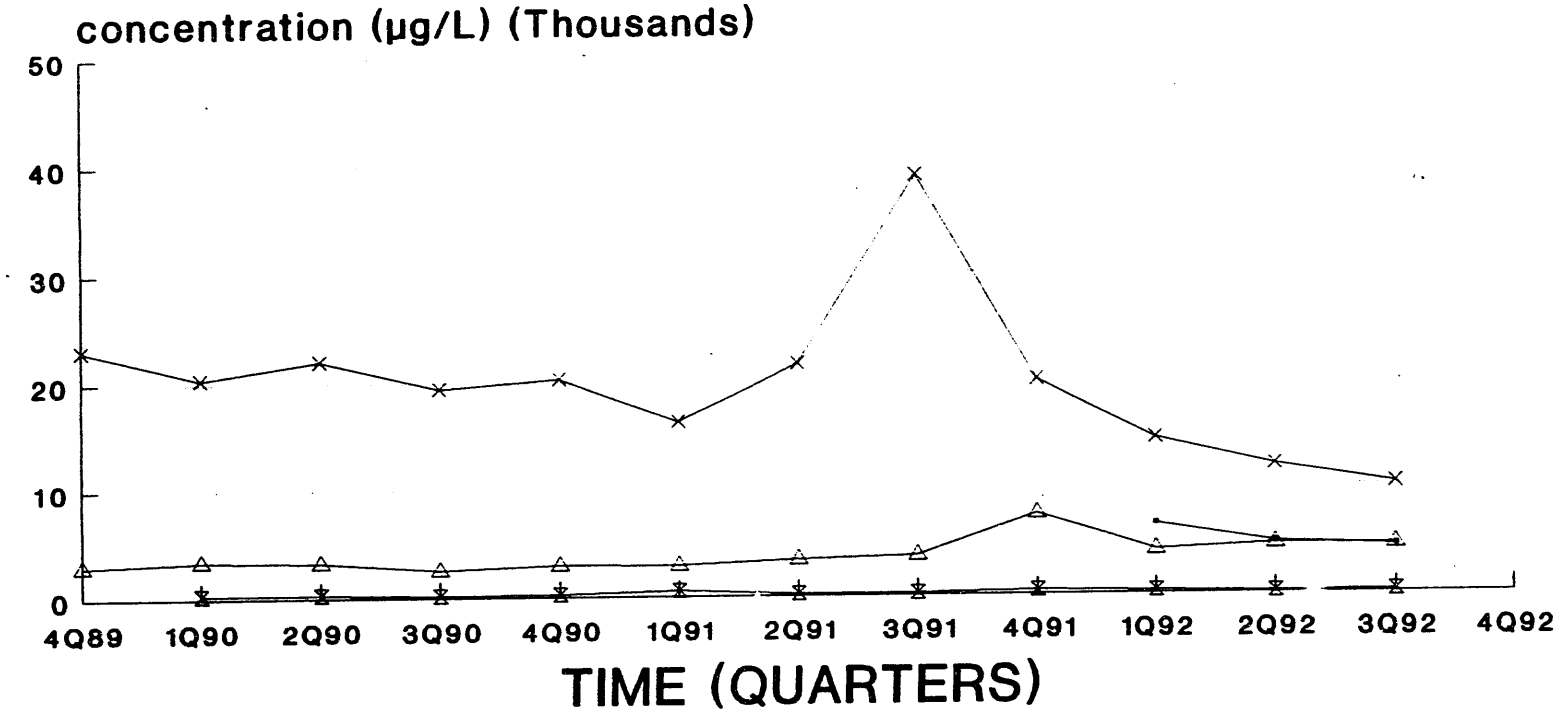

WATER TABLE (IIB2)
BARNWELL (IIB1)
U. CONGAREE (IIA)
L. CONGAREE (IIA)

PDWS 10,000 µg/L
empty space denotes no data or dry well

CLUSTER - FSB 88

Nitrate

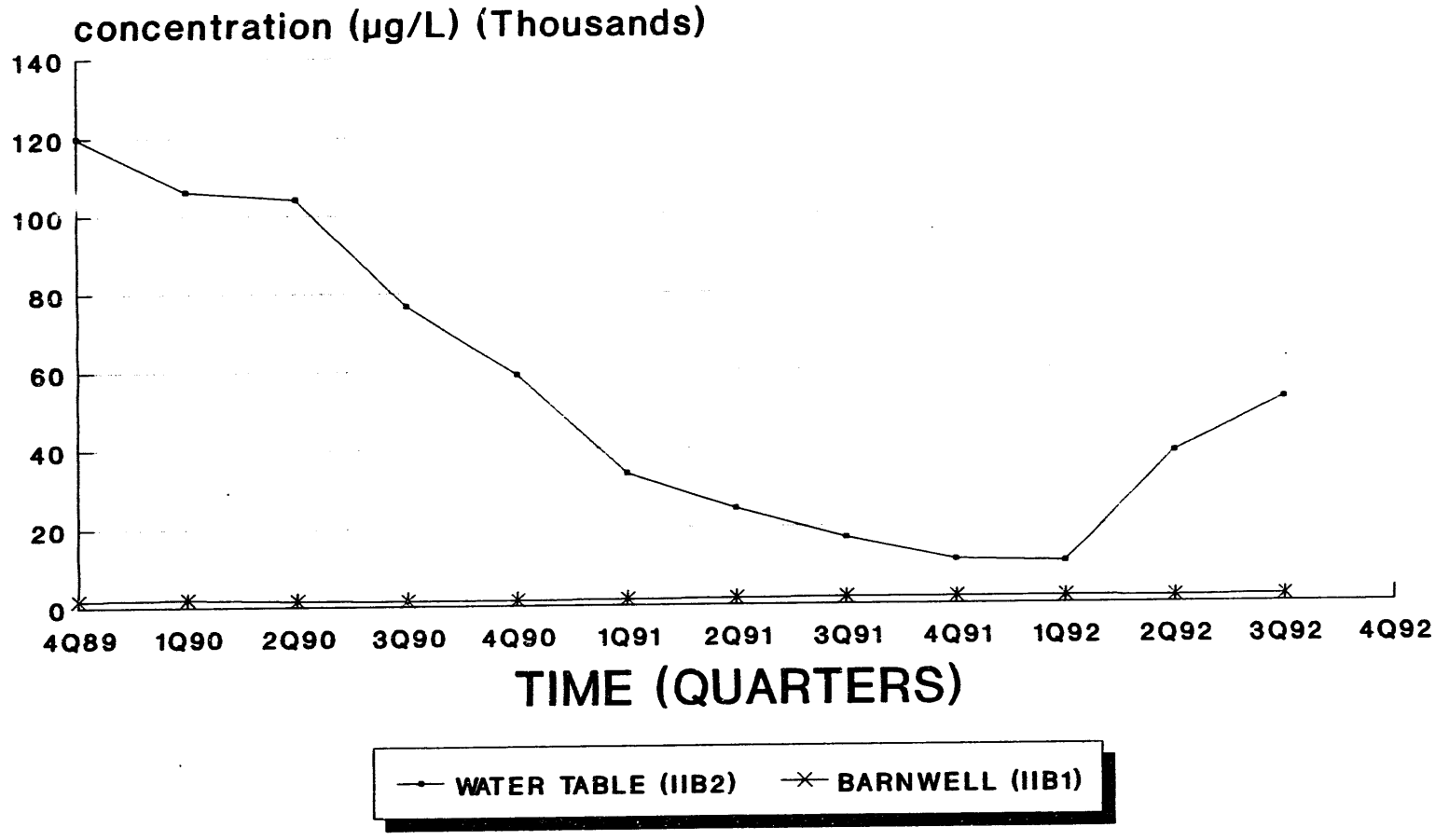

PDWS 10,000 µg/L
empty space denotes no data or dry well

CLUSTER - FSB 89

Nitrate

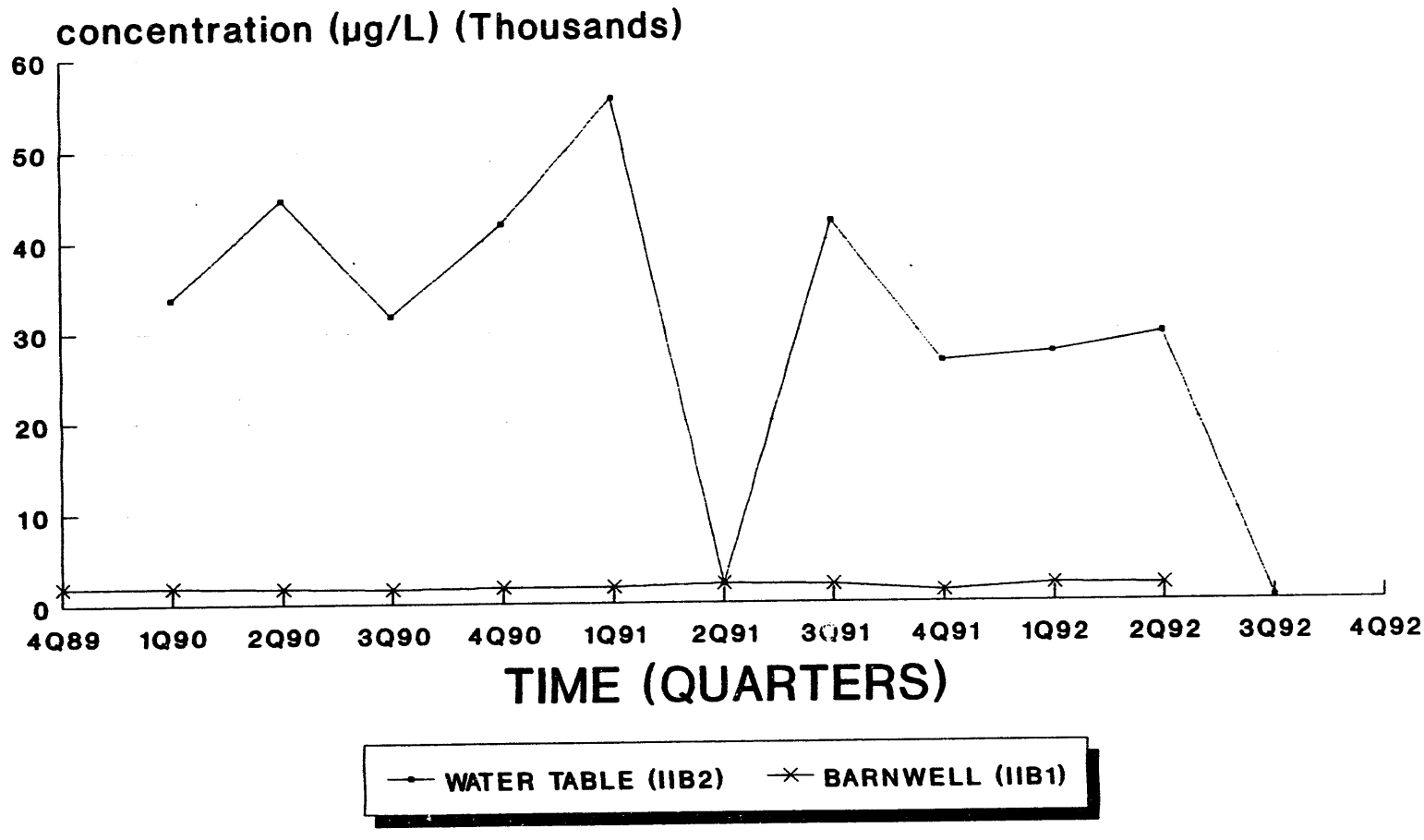

PDWS 10,000 µg/L
empty space denotes no data or dry well

CLUSTER - FSB 90
Nitrate

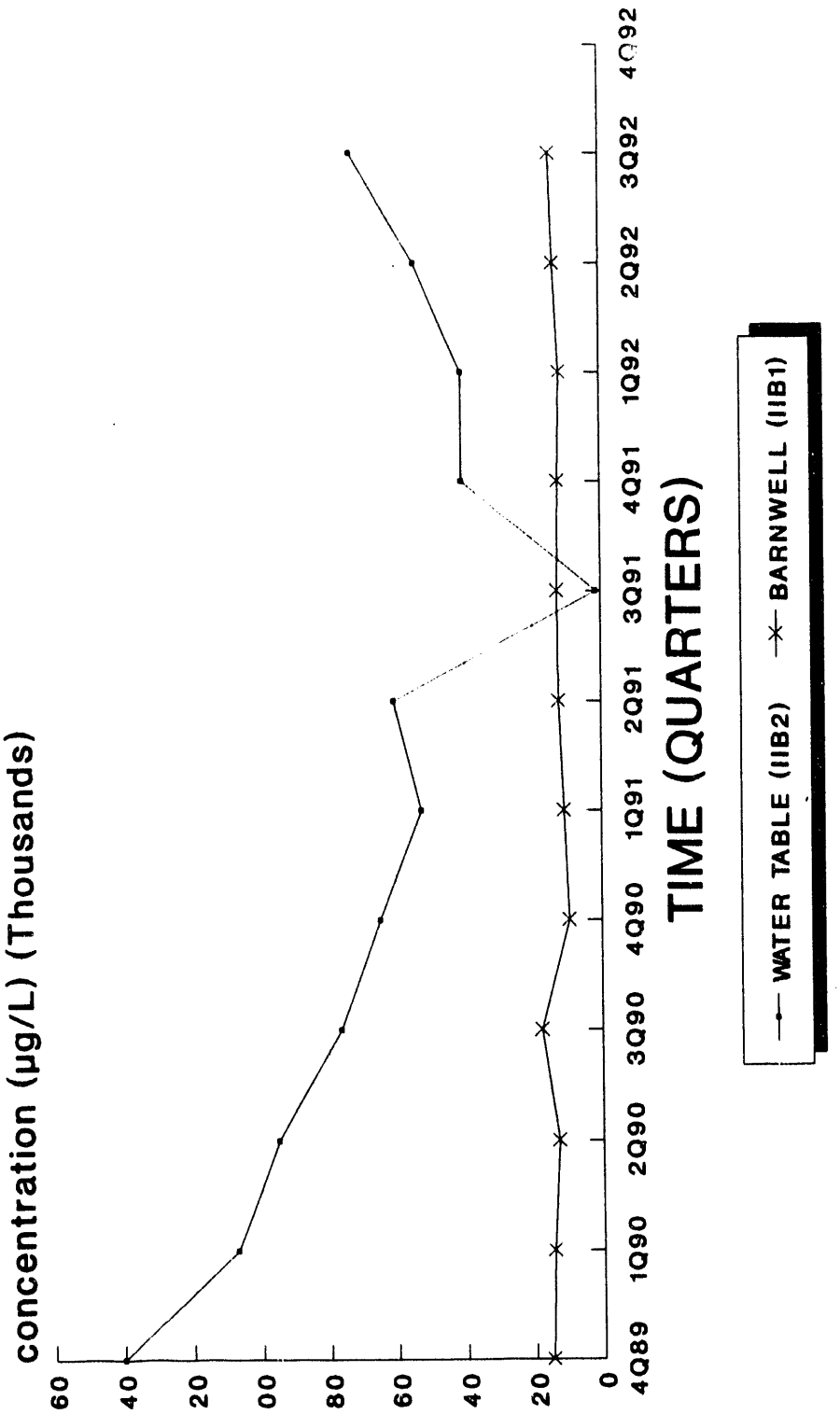

PDWS 10,000 µg/L
empty space denotes no data or dry well

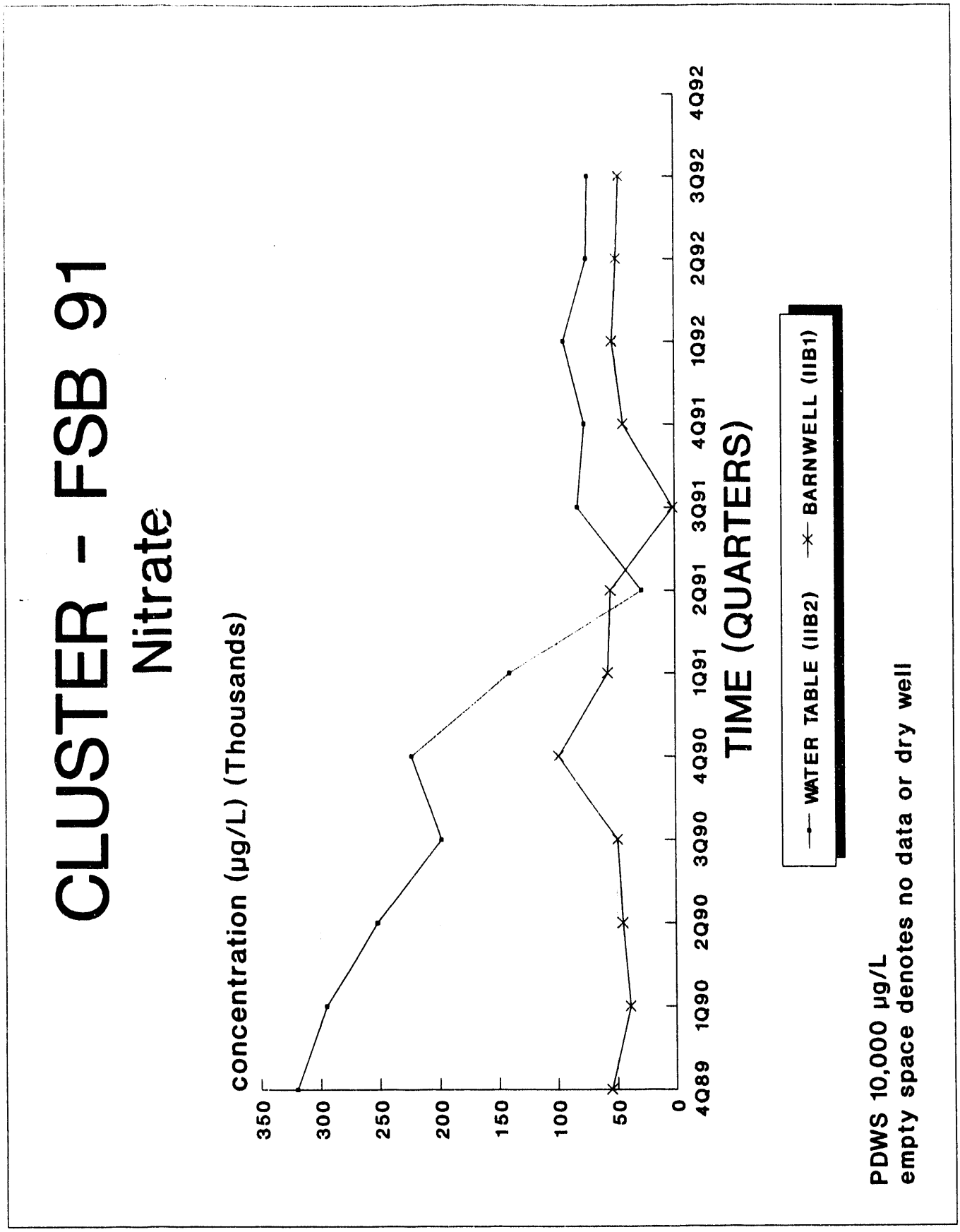
CLUSTER - FSB 91
Nitrate
concentration (µg/L) (Thousands)
350
300
250
200
150
100
50
0
4Q89
1Q90
2Q90
3Q90
4Q90
1Q91
2Q91
3Q91
4Q91
1Q92
2Q92
3Q92
4Q92
TIME (QUARTERS)
WATER TABLE (IIB2)
BARNWELL (IIB1)
PDWS 10,000 µg/L
empty space denotes no data or dry well

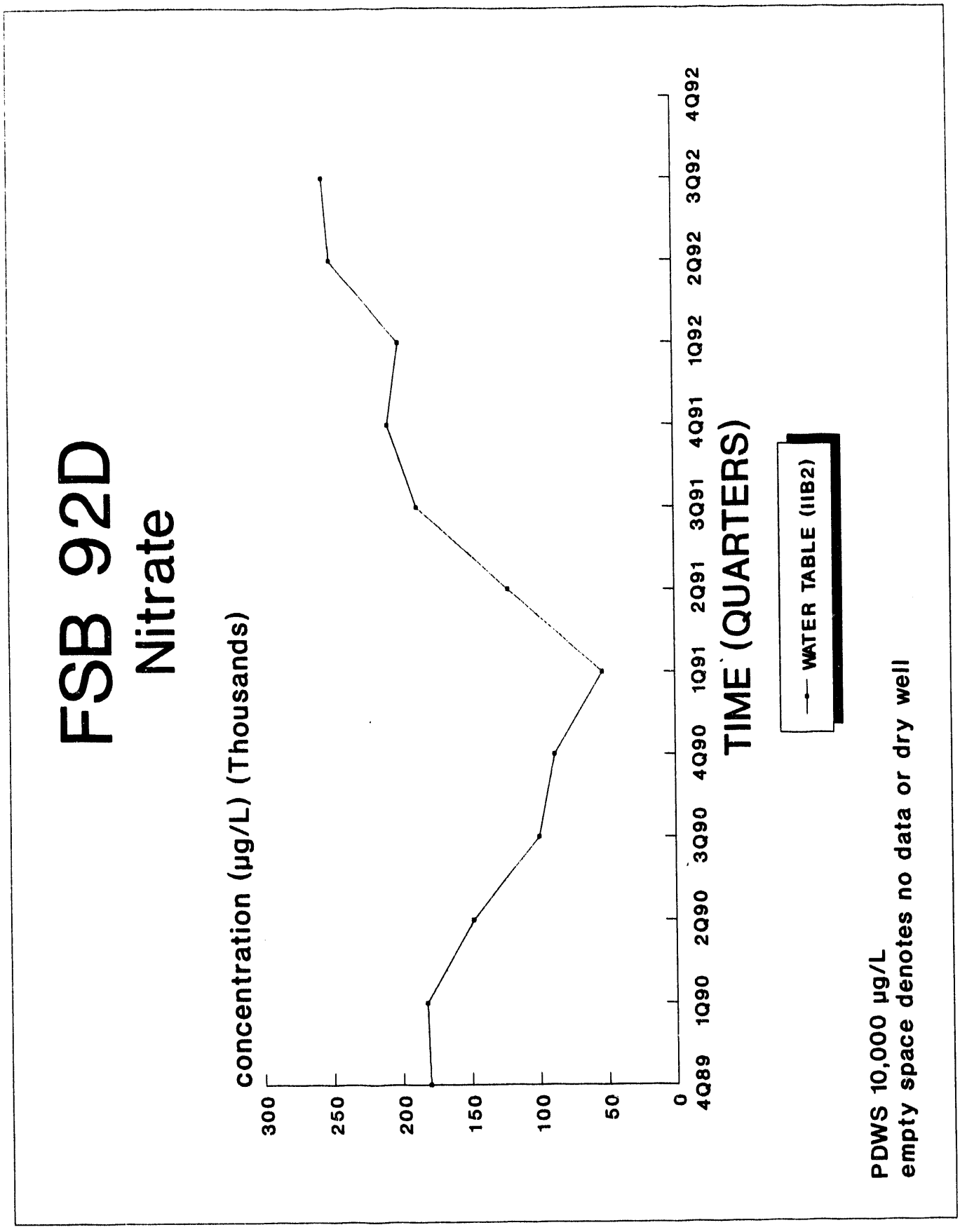
FSB 92D
Nitrate
concentration (µg/L) (Thousands)
300
250
200
150
100
50
0
4Q89
1Q90
2Q90
3Q90
4Q90
1Q91
2Q91
3Q91
4Q91
1Q92
2Q92
3Q92
4Q92
TIME (QUARTERS)
WATER TABLE (IIB2)
PDWS 10,000 µg/L
empty space denotes no data or dry well

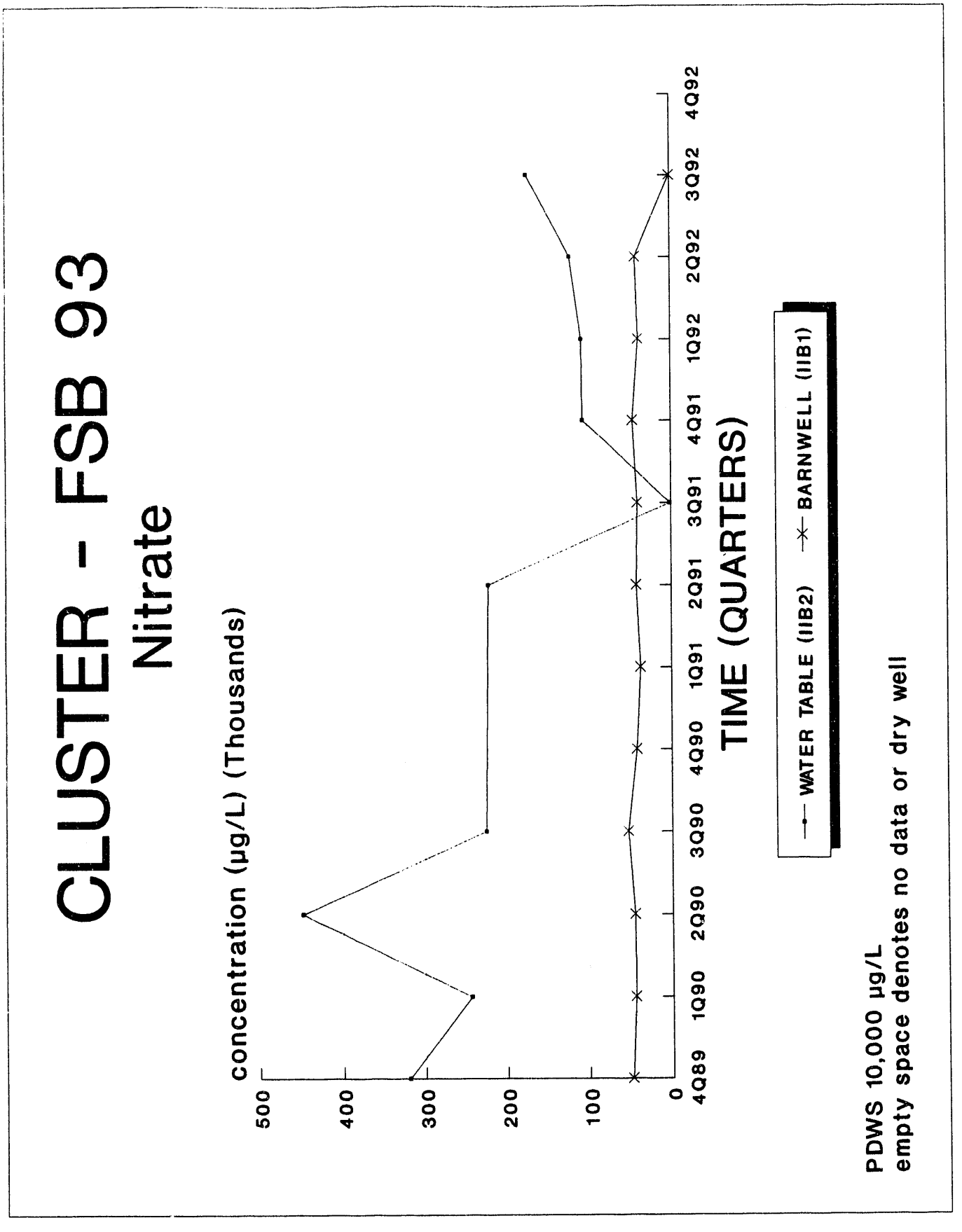
CLUSTER - FSB 93
Nitrate
concentration (µg/L) (Thousands)
500
400
300
200
100
0
4Q89
1Q90
2Q90
3Q90
4Q90
1Q91
2Q91
3Q91
4Q91
1Q92
2Q92
3Q92
4Q92
TIME (QUARTERS)
WATER TABLE (IIB2)
BARNWELL (IIB1)
PDWS 10,000 µg/L
empty space denotes no data or dry well

CLUSTER - FSB 94

Nitrate

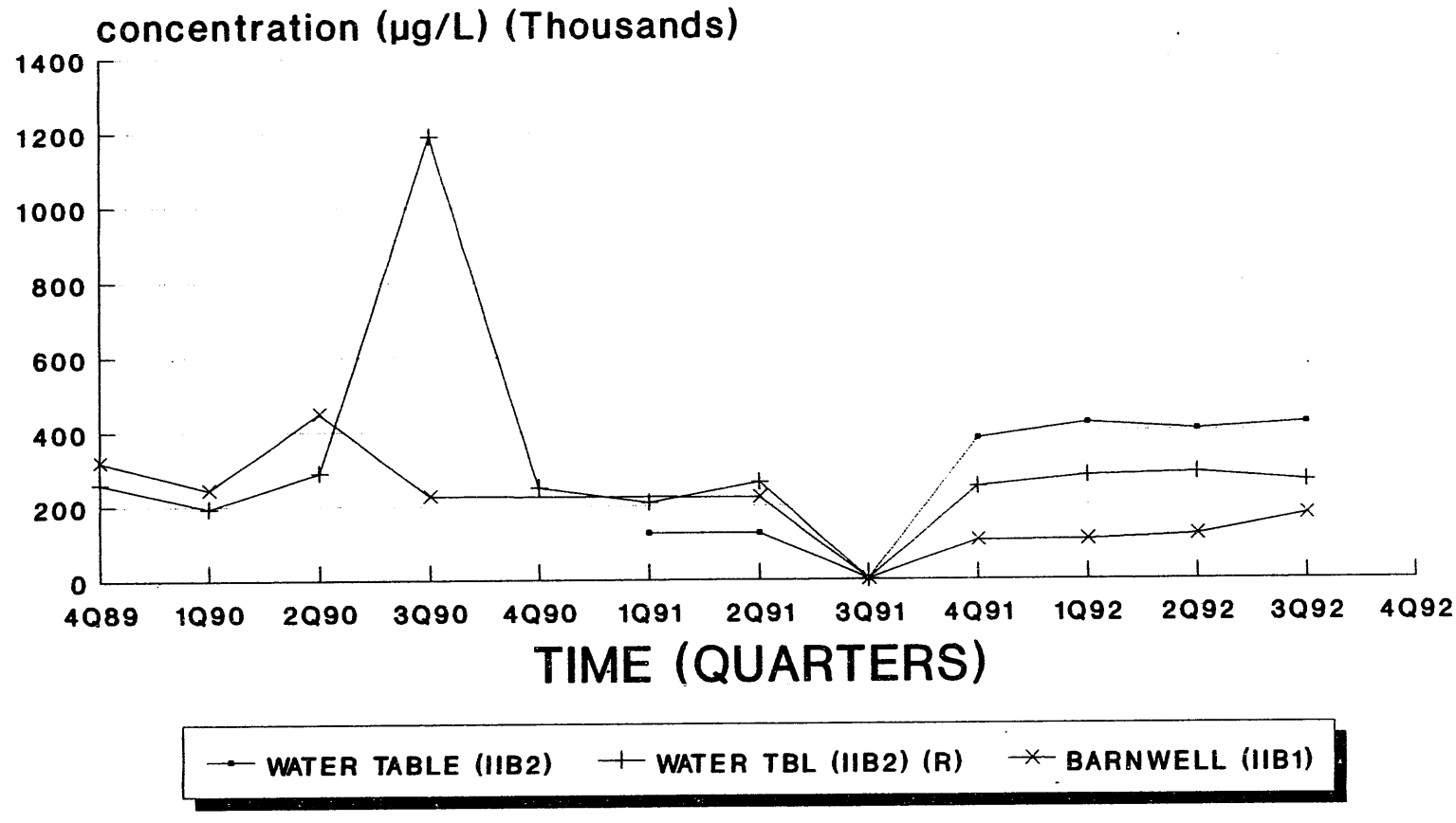

PDWS 10,000 µg/L
empty space denotes no data or dry well;
(R) denotes a replacement well

CLUSTER - FSB 95

Nitrate

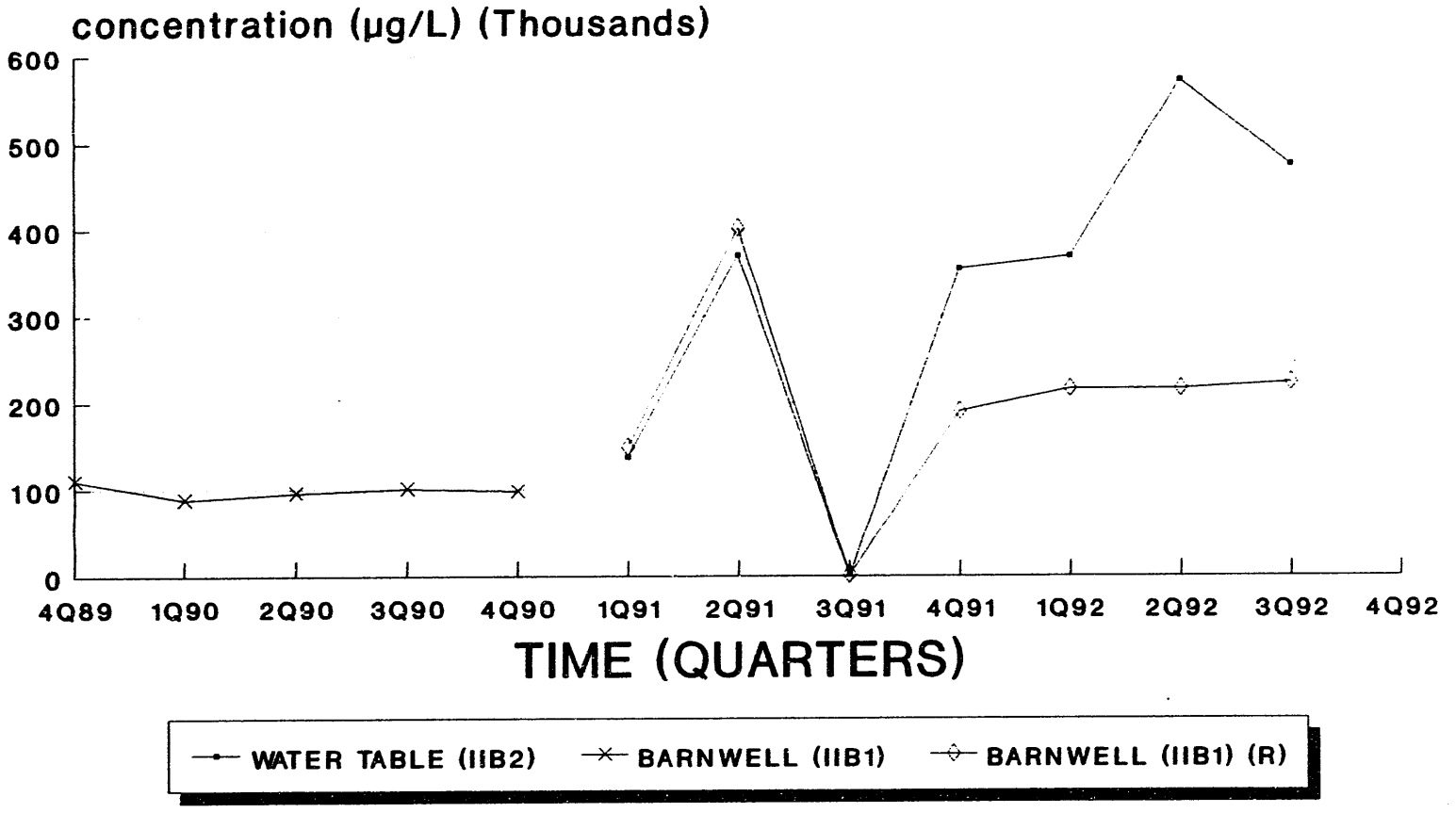

PDWS 10,000 µg/L
empty space denotes no data or dry well;
(R) denotes a replacement well

CLUSTER - FSB 96

Nitrate

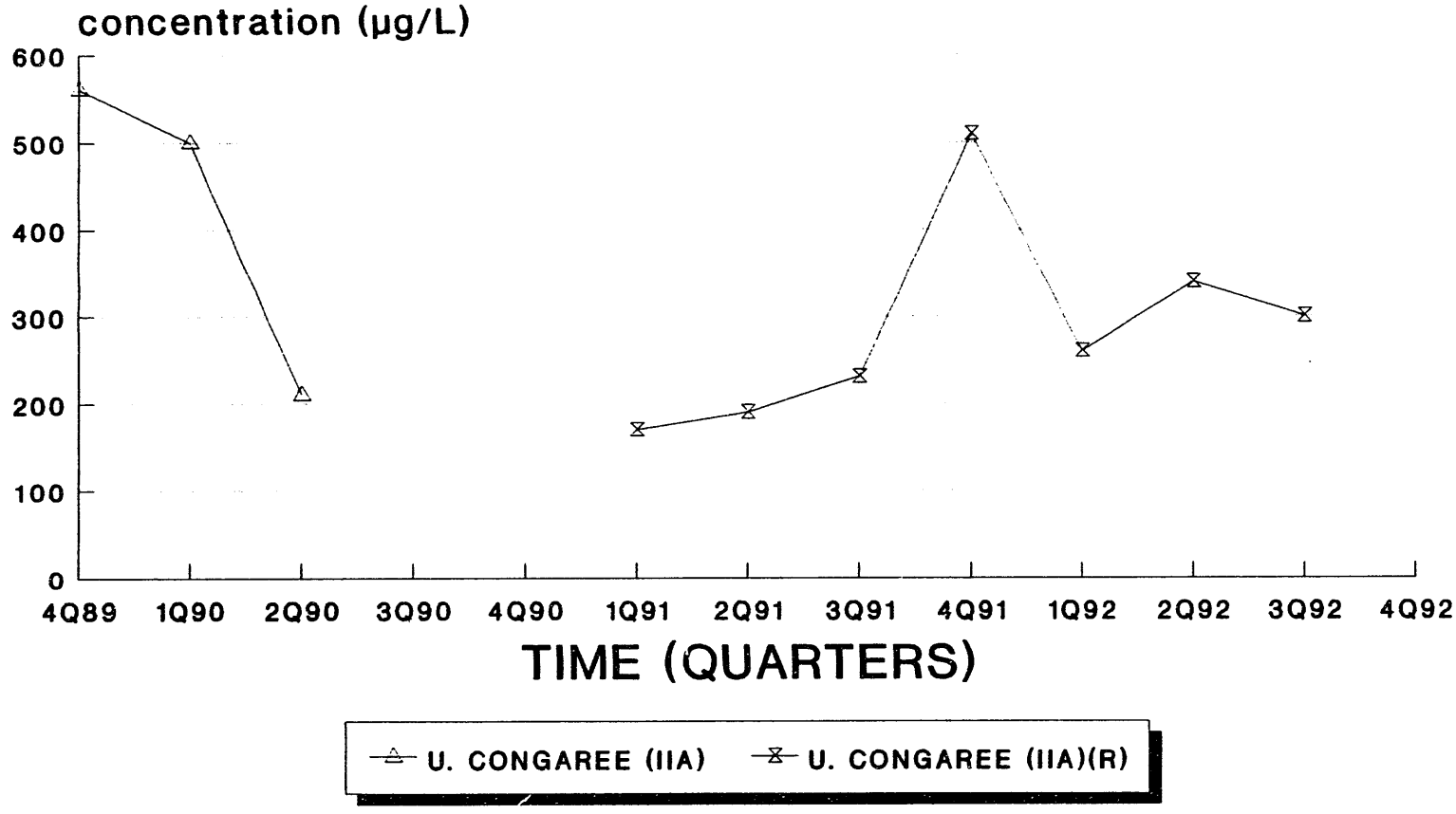

PDWS 10,000 µg/L
empty space denotes no data or dry well;
(R) denotes a replacement well

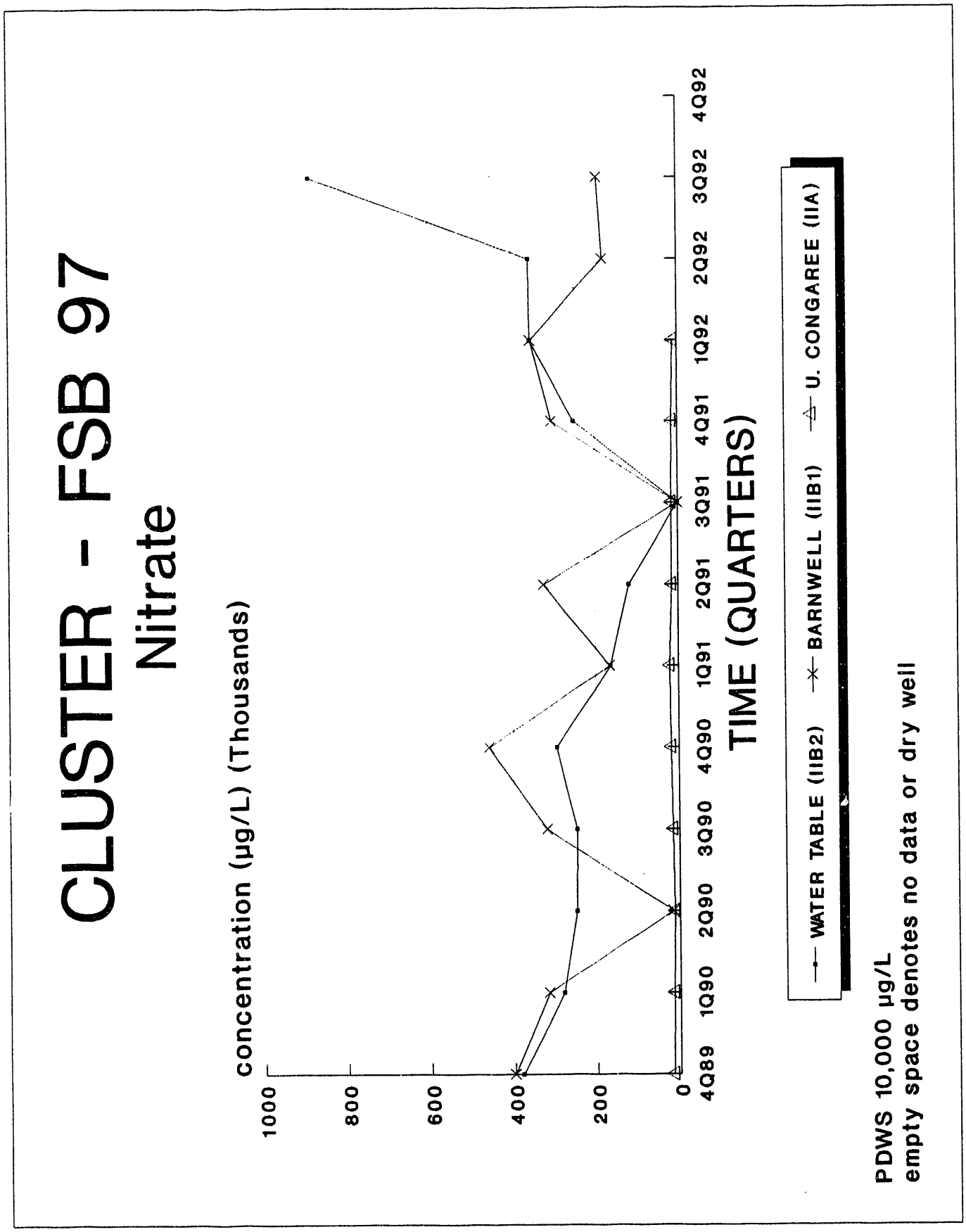
CLUSTER - FSB 97
Nitrate
concentration (µg/L) (Thousands)
1000
800
600
400
200
0
4Q89
1Q90
2Q90
3Q90
4Q90
1Q91
2Q91
3Q91
4Q91
1Q92
2Q92
3Q92
4Q92
TIME (QUARTERS)
WATER TABLE (IIB2)
BARNWELL (IIB1)
U. CONGAREE (IIA)
PDWS 10,000 µg/L
empty space denotes no data or dry well

CLUSTER - FSB 98

Nitrate

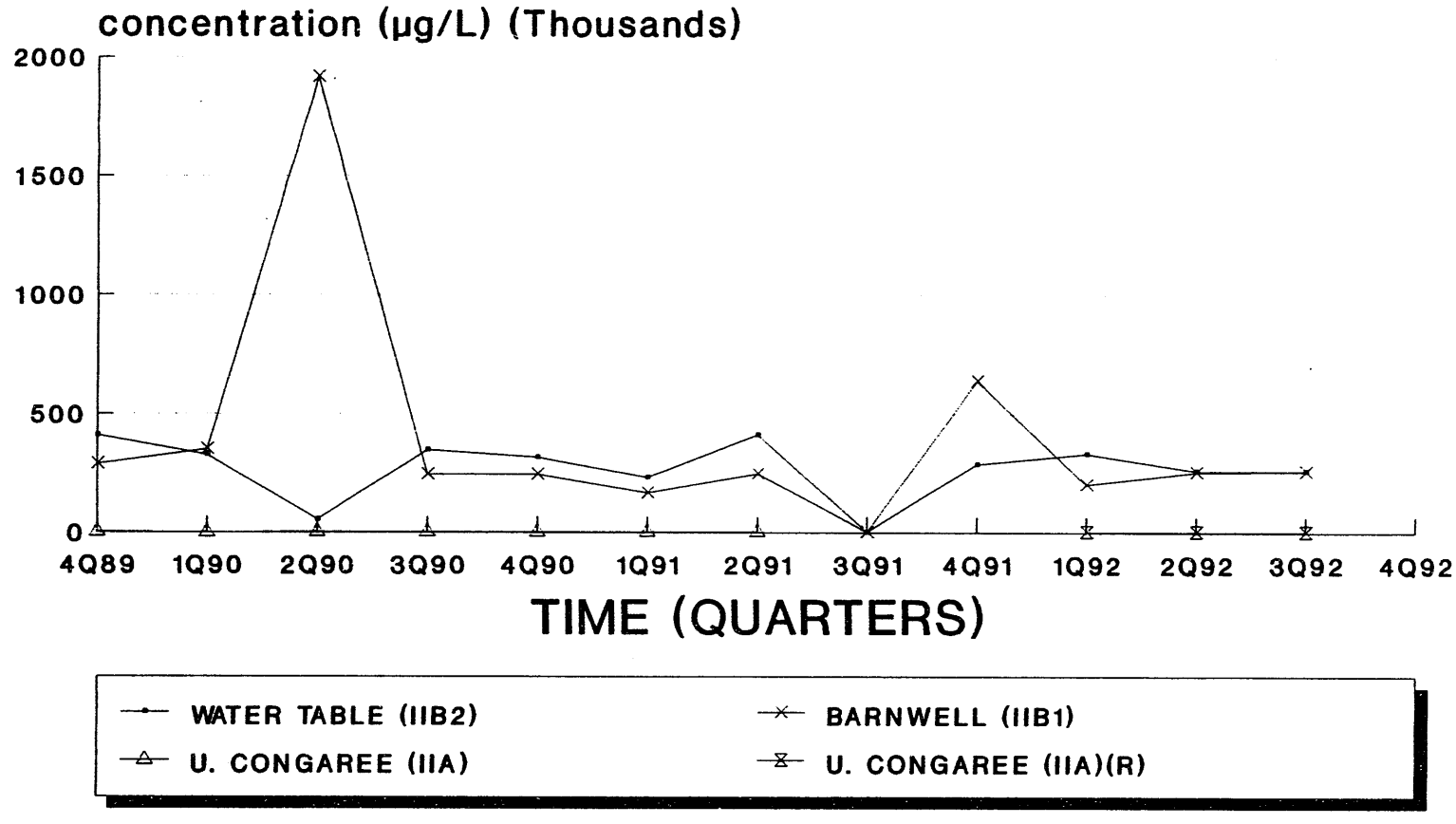

PDWS 10,000 µg/L
empty space denotes no data or dry well;
(R) denotes a replacement well

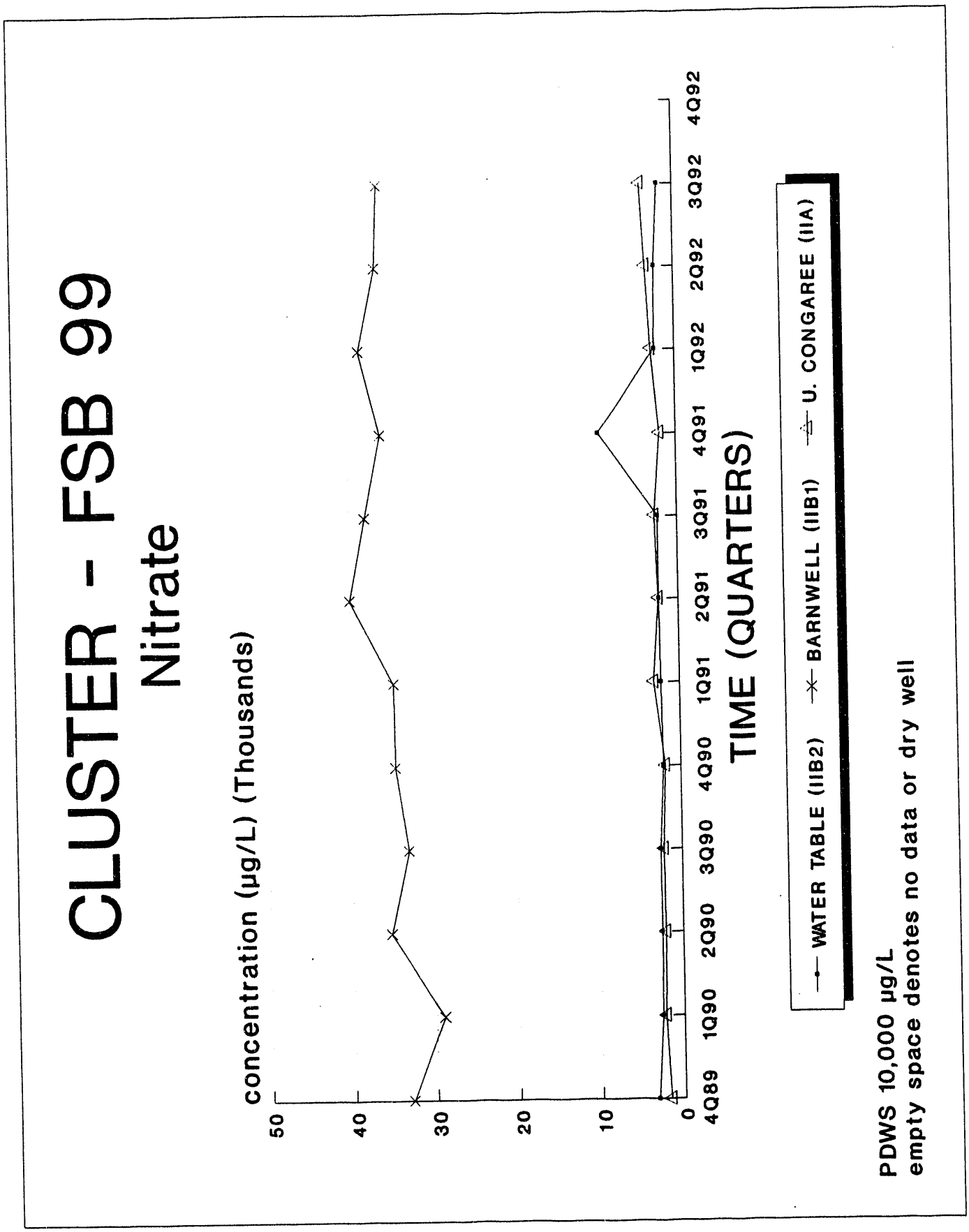
CLUSTER - FSB 99
Nitrate
concentration (µg/L) (Thousands)
50
40
30
20
10
0
4Q89
1Q90
2Q90
3Q90
4Q90
1Q91
2Q91
3Q91
4Q91
1Q92
2Q92
3Q92
4Q92
TIME (QUARTERS)
WATER TABLE (IIB2)
BARNWELL (IIB1)
U. CONGAREE (IIA)
PDWS 10,000 µg/L
empty space denotes no data or dry well

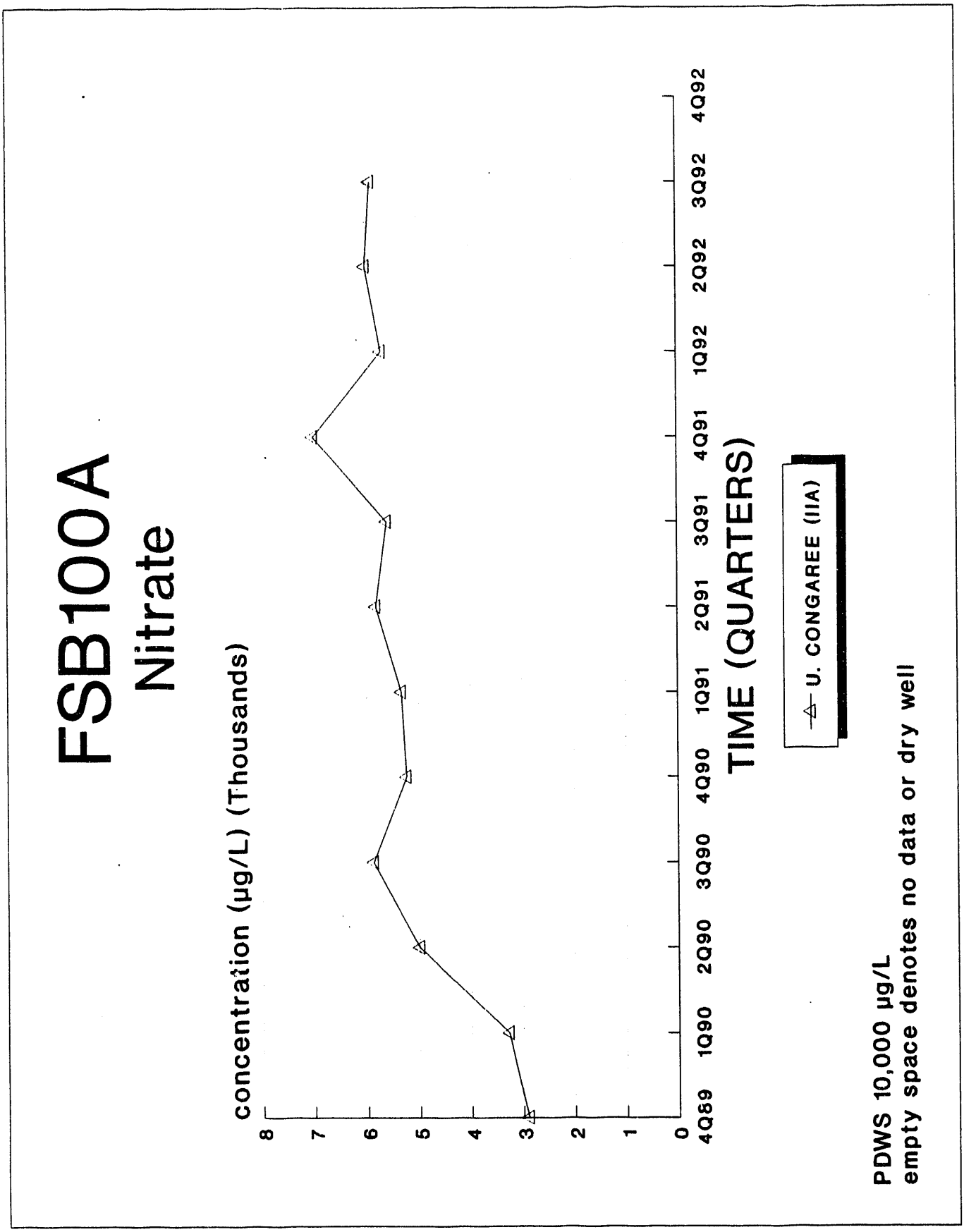
FSB100A
Nitrate
concentration (µg/L) (Thousands)
8
7
6
5
4
3
2
1
0
4Q89
1Q90
2Q90
3Q90
4Q90
1Q91
2Q91
3Q91
4Q91
1Q92
2Q92
3Q92
4Q92
TIME (QUARTERS)
U. CONGAREE (IIA)
PDWS 10,000 µg/L
empty space denotes no data or dry well

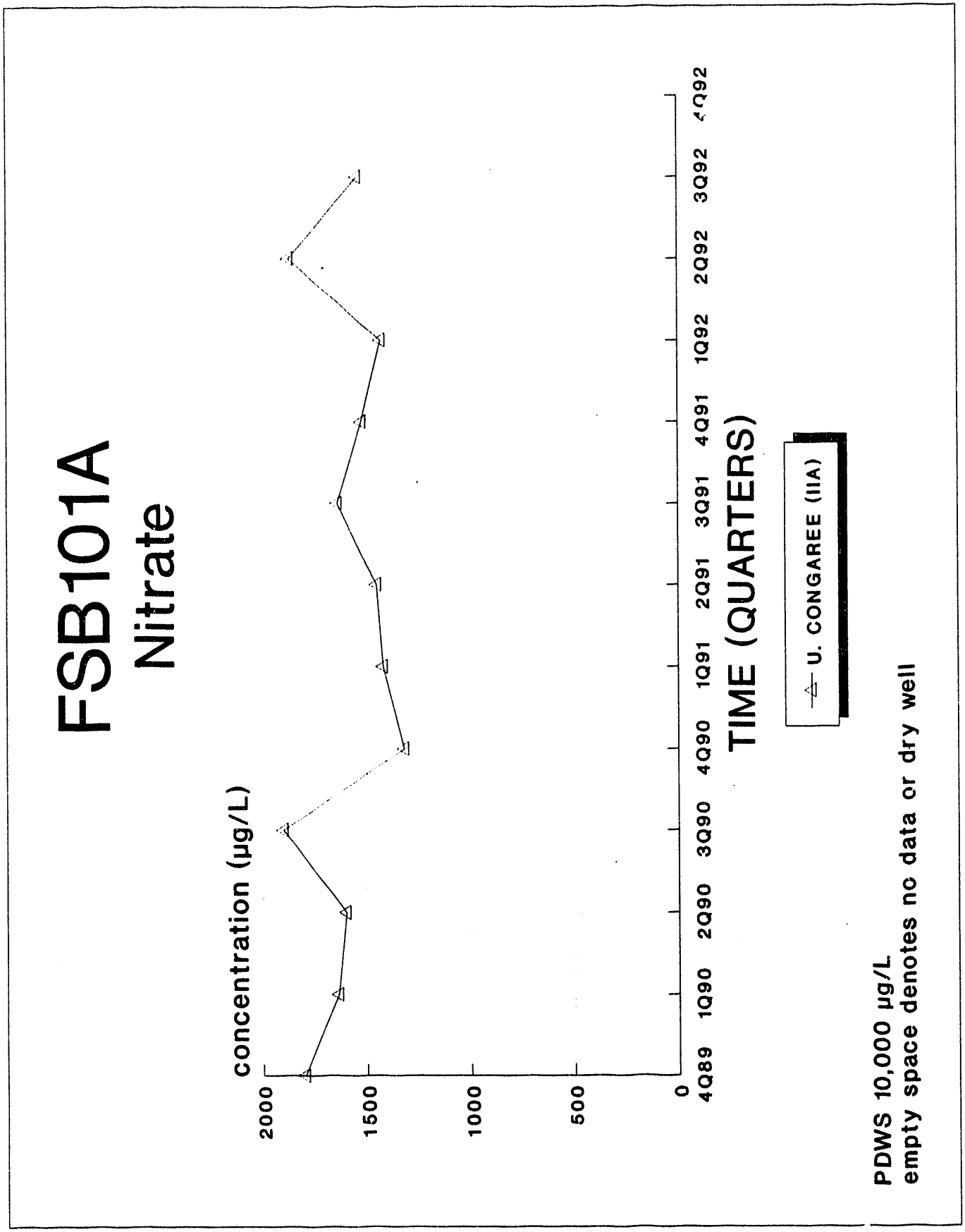
FSB101A
Nitrate
concentration (µg/L)
2000
1500
1000
500
0
4Q89
1Q90
2Q90
3Q90
4Q90
1Q91
2Q91
3Q91
4Q91
1Q92
2Q92
3Q92
4Q92
TIME (QUARTERS)
U. CONGAREE (IIA)
PDWS 10,000 µg/L
empty space denotes no data or dry well

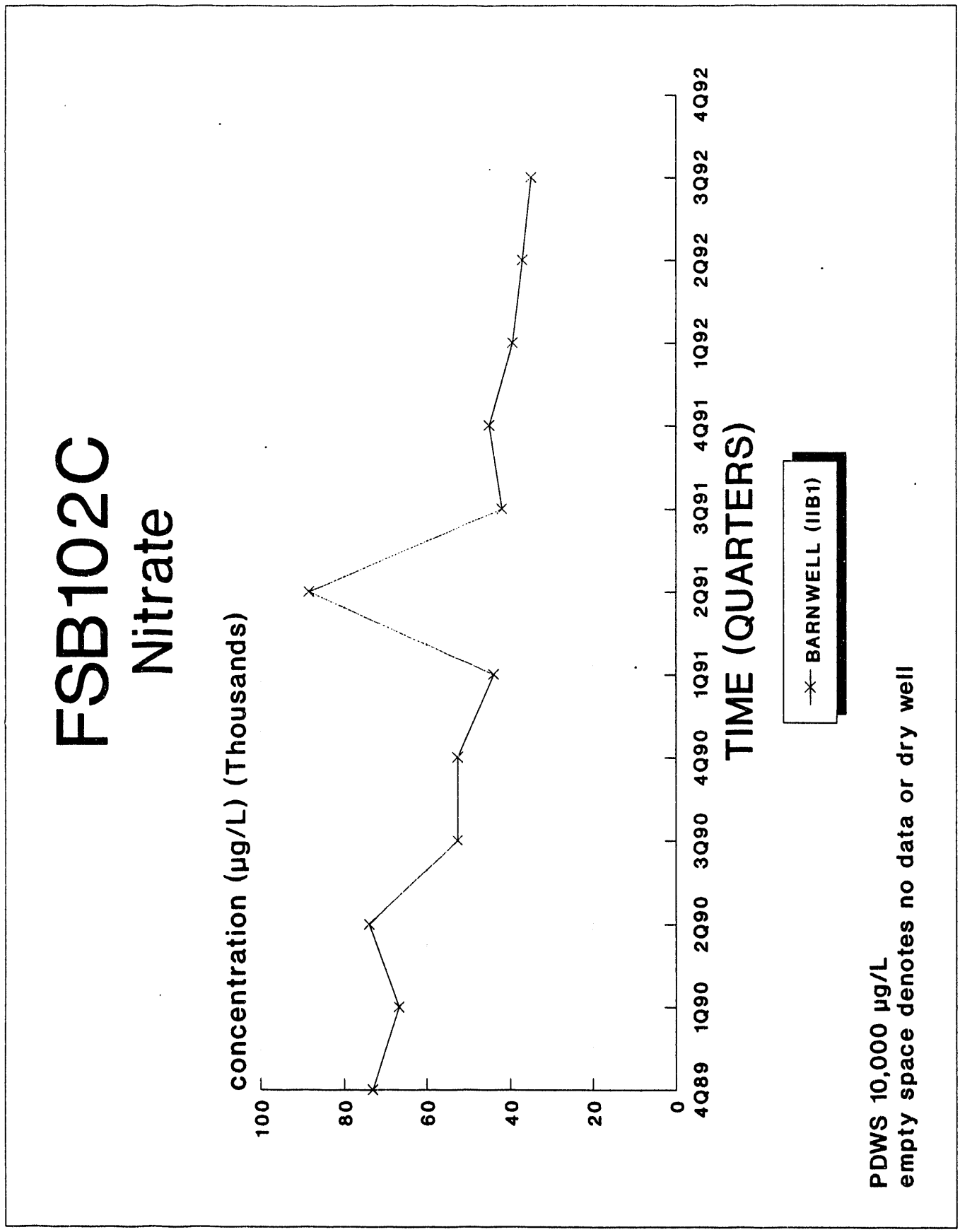
FSB102C
Nitrate
concentration (µg/L) (Thousands)
100
80
60
40
20
0
4Q89
1Q90
2Q90
3Q90
4Q90
1Q91
2Q91
3Q91
4Q91
1Q92
2Q92
3Q92
4Q92
TIME (QUARTERS)
BARNWELL (IIB1)
PDWS 10,000 µg/L
empty space denotes no data or dry well

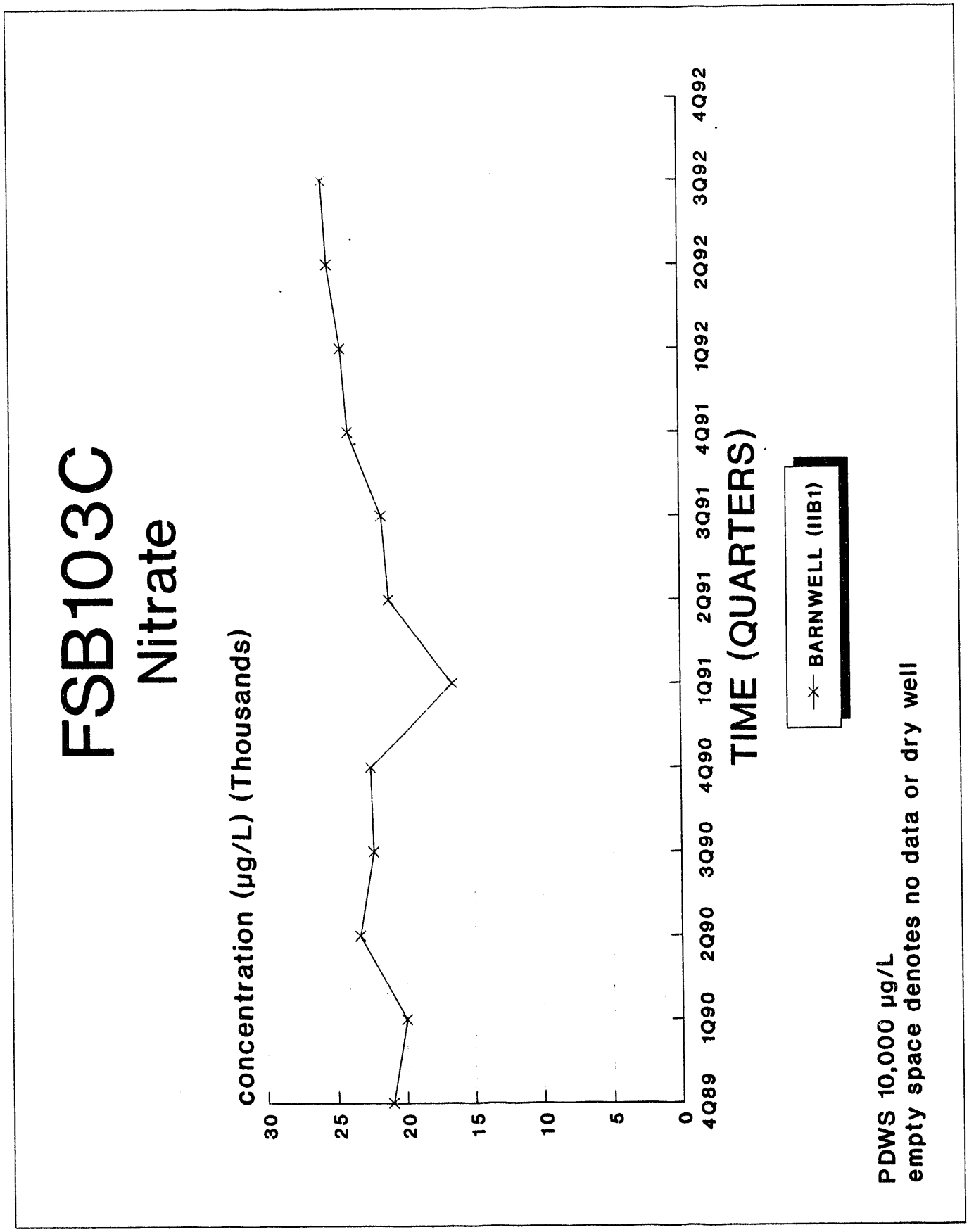
FSB103C
Nitrate
concentration (µg/L) (Thousands)
30
25
20
15
10
5
0
4Q89
1Q90
2Q90
3Q90
4Q90
1Q91
2Q91
3Q91
4Q91
1Q92
2Q92
3Q92
4Q92
TIME (QUARTERS)
BARNWELL (IIB1)
PDWS 10,000 µg/L
empty space denotes no data or dry well

CLUSTER - FSB104

Nitrate

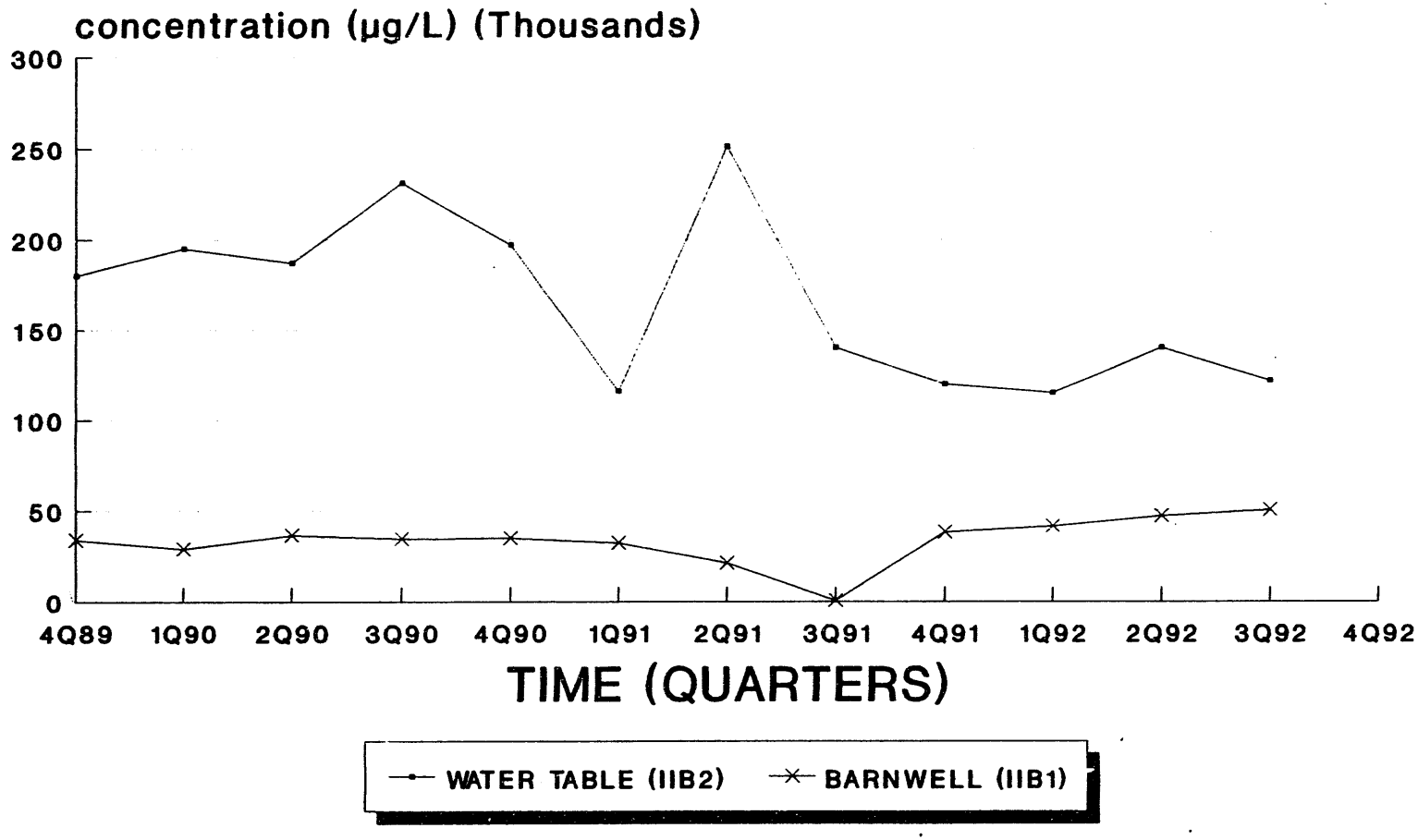

PDWS 10,000 µg/L
empty space denotes no data or dry well

CLUSTER - FSB105

Nitrate

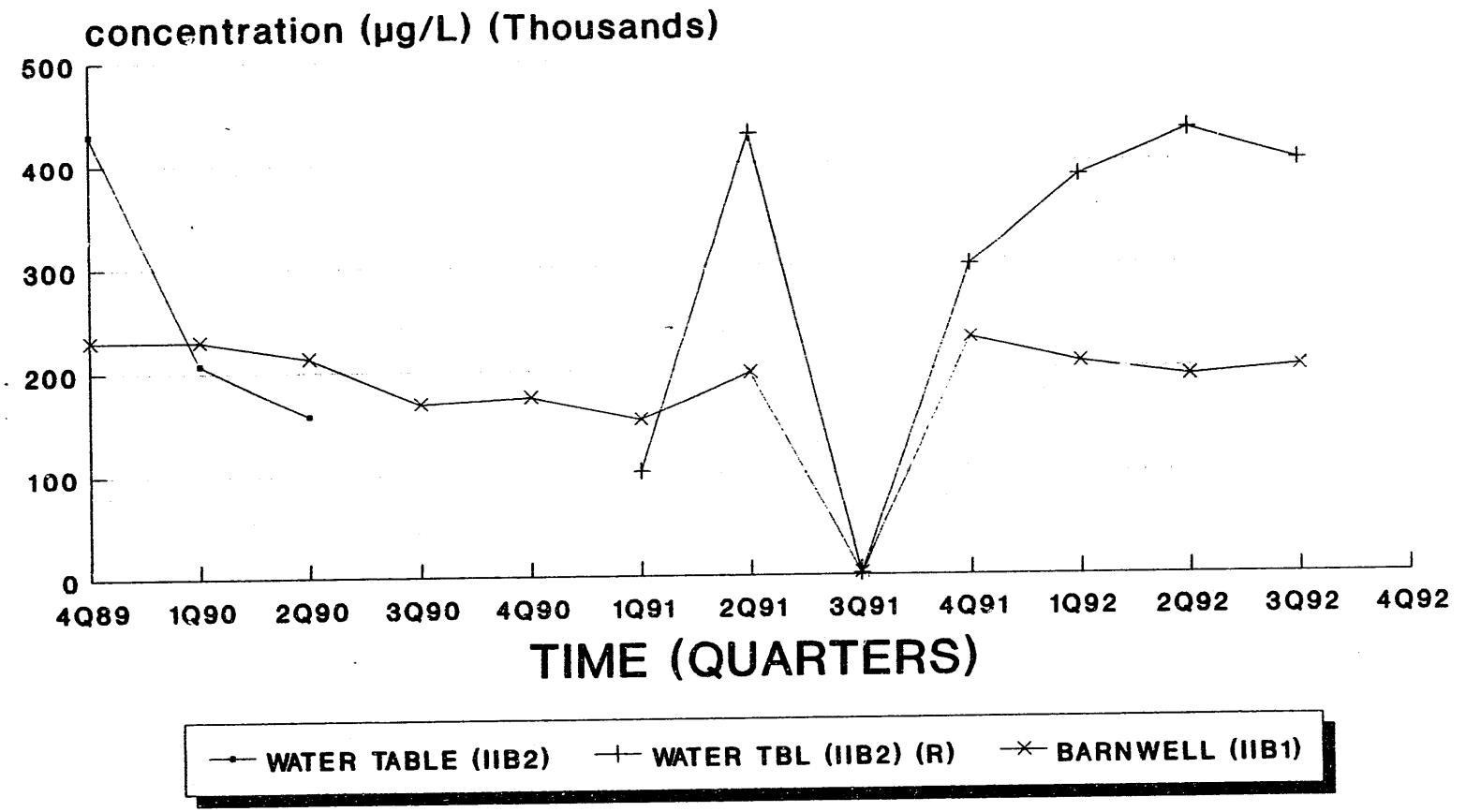

PDWS 10,000 µg/L
empty space denotes no data or dry well;
(R) denotes a replacement well

CLUSTER - FSB106

Nitrate

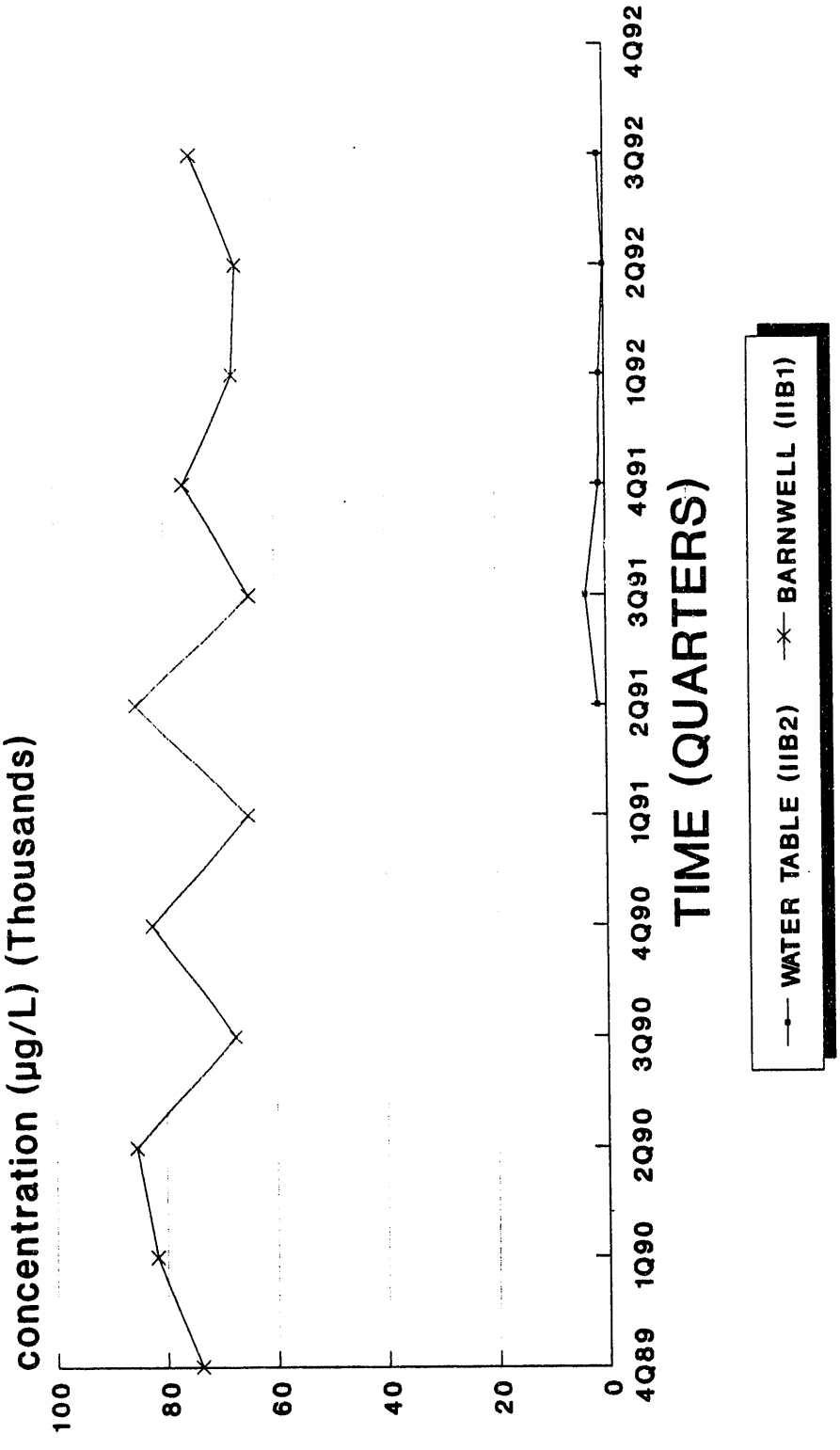

PDWS 10,000 µg/L
empty space denotes no data or dry well

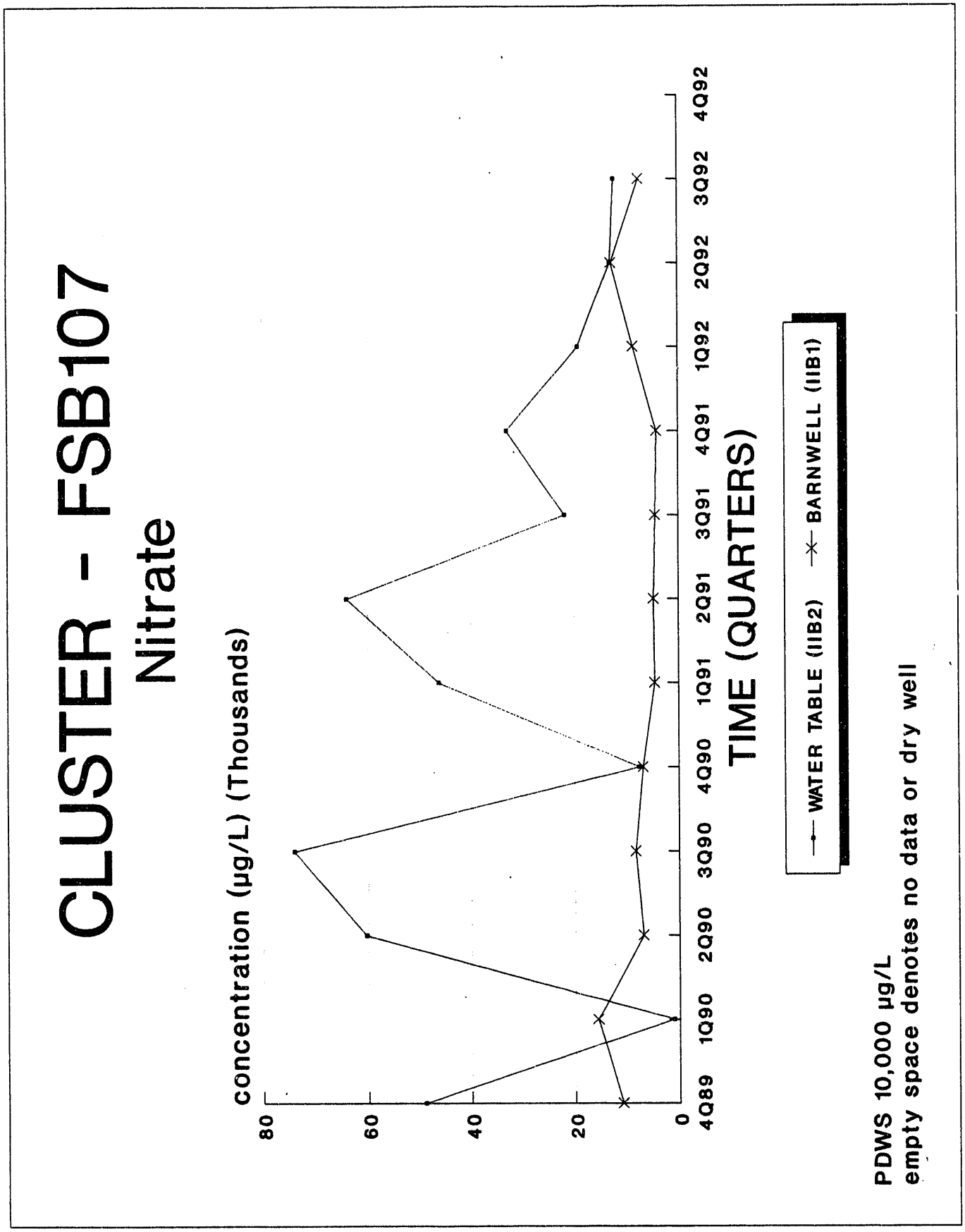
CLUSTER - FSB107
Nitrate
concentration (µg/L) (Thousands)
80
60
40
20
0
4Q89
1Q90
2Q90
3Q90
4Q90
1Q91
2Q91
3Q91
4Q91
1Q92
2Q92
3Q92
4Q92
TIME (QUARTERS)
WATER TABLE (IIB2)
BARNWELL (IIB1)
PDWS 10,000 µg/L
empty space denotes no data or dry well

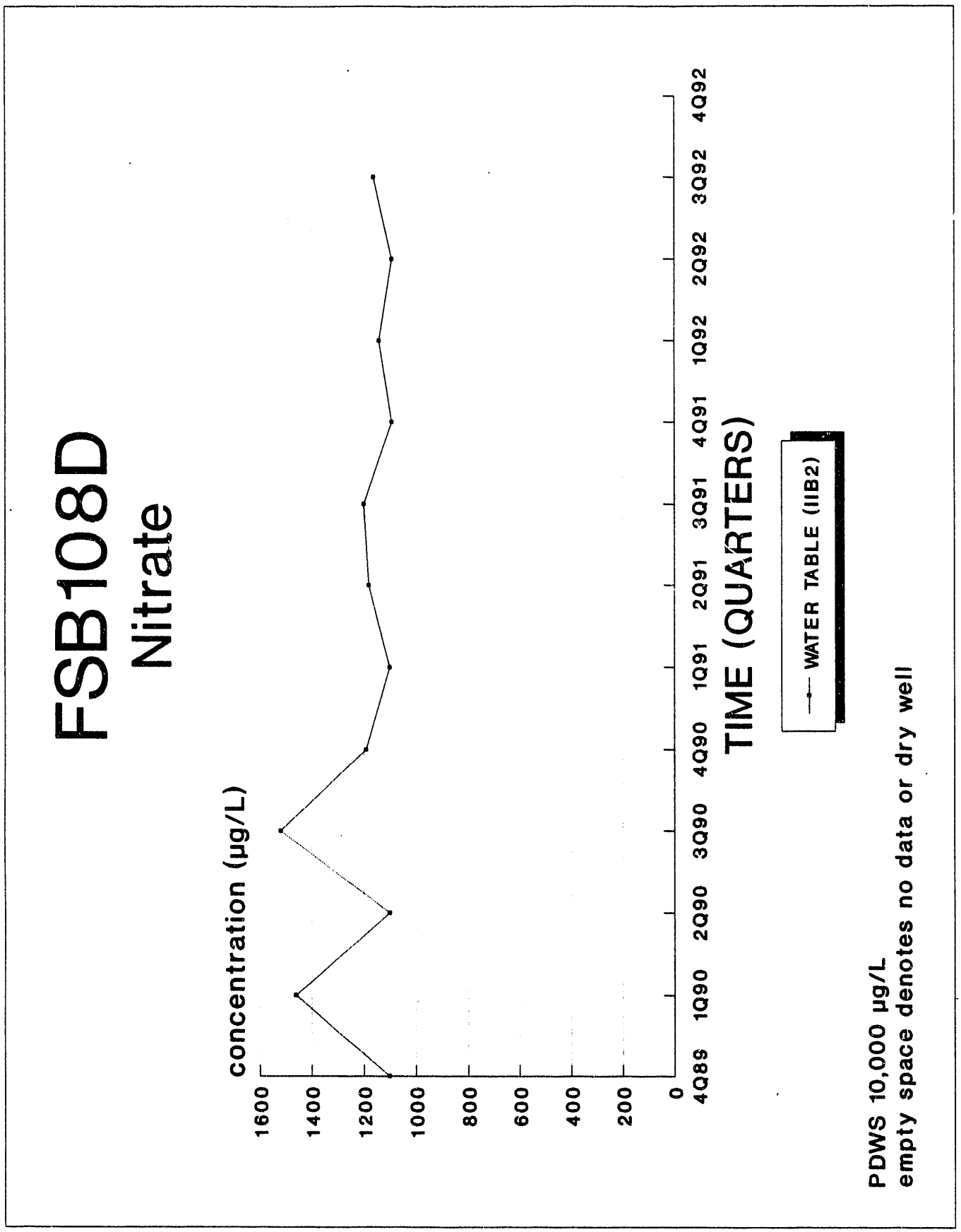
FSB108D
Nitrate
concentration (µg/L)
1600
1400
1200
1000
800
600
400
200
0
4Q89
1Q90
2Q90
3Q90
4Q90
1Q91
2Q91
3Q91
4Q91
1Q92
2Q92
3Q92
4Q92
TIME (QUARTERS)
WATER TABLE (IIB2)
PDWS 10,000 µg/L
empty space denotes no data or dry well

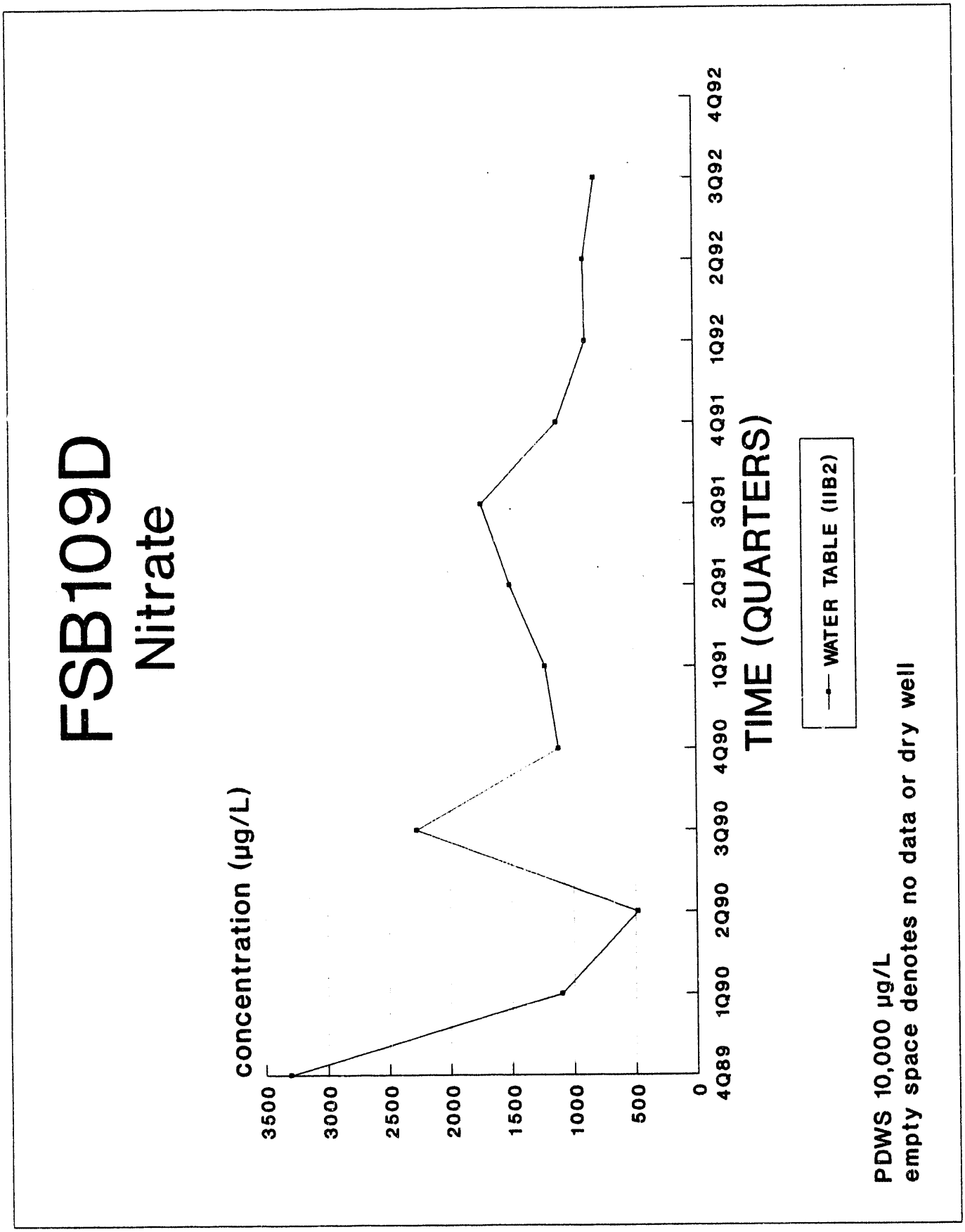
FSB109D
Nitrate
concentration (µg/L)
3500
3000
2500
2000
1500
1000
500
0
4Q89
1Q90
2Q90
3Q90
4Q90
1Q91
2Q91
3Q91
4Q91
1Q92
2Q92
3Q92
4Q92
TIME (QUARTERS)
WATER TABLE (IIB2)
PDWS 10,000 µg/L
empty space denotes no data or dry well

CLUSTER - FSB110

Nitrate

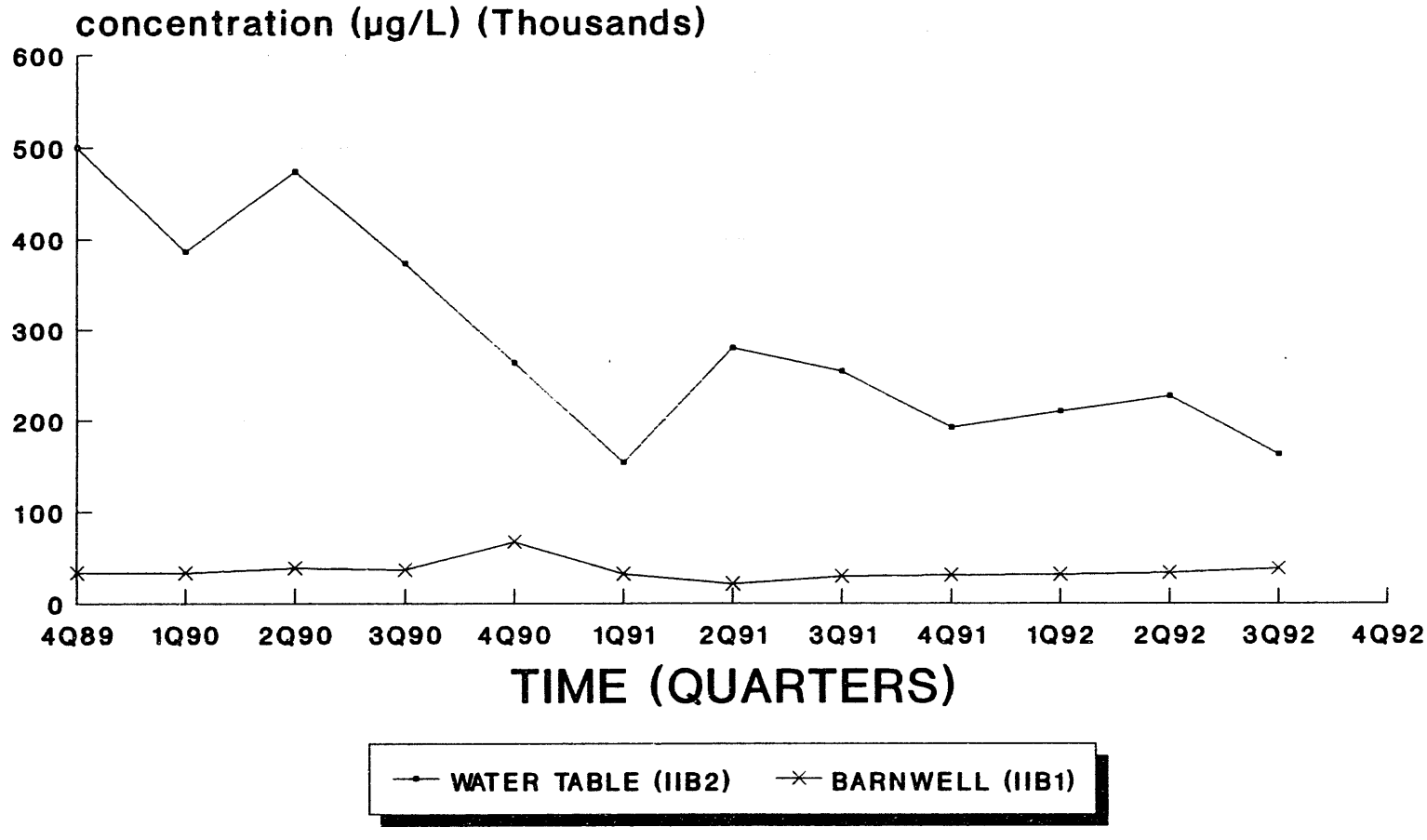

PDWS 10,000 µg/L
empty space denotes no data or dry well

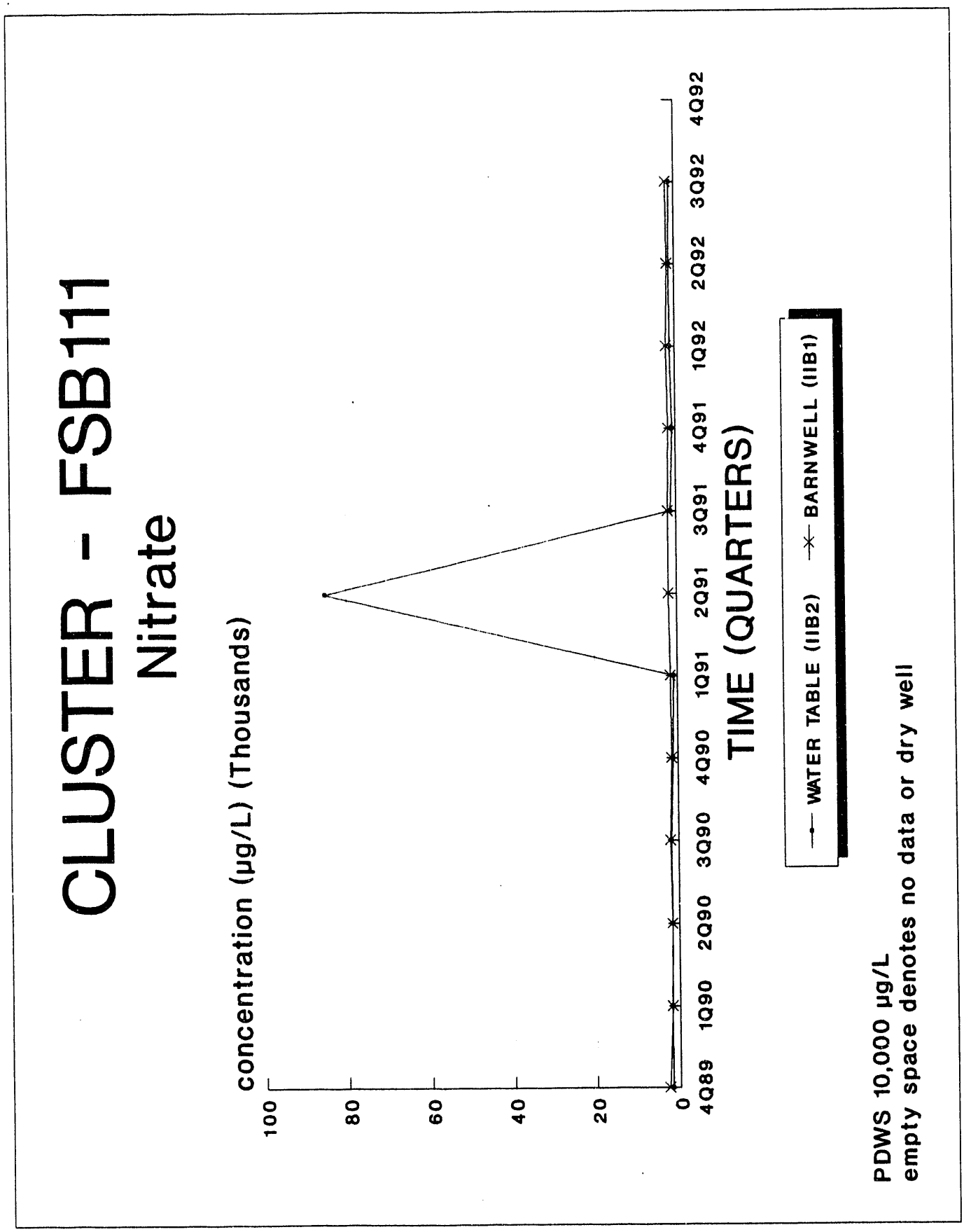
CLUSTER - FSB111
Nitrate
concentration (µg/L) (Thousands)
100
80
60
40
20
0
4Q89
1Q90
2Q90
3Q90
4Q90
1Q91
2Q91
3Q91
4Q91
1Q92
2Q92
3Q92
4Q92
TIME (QUARTERS)
WATER TABLE (IIB2)
BARNWELL (IIB1)
PDWS 10,000 µg/L
empty space denotes no data or dry well

CLUSTER - FSB112

Nitrate

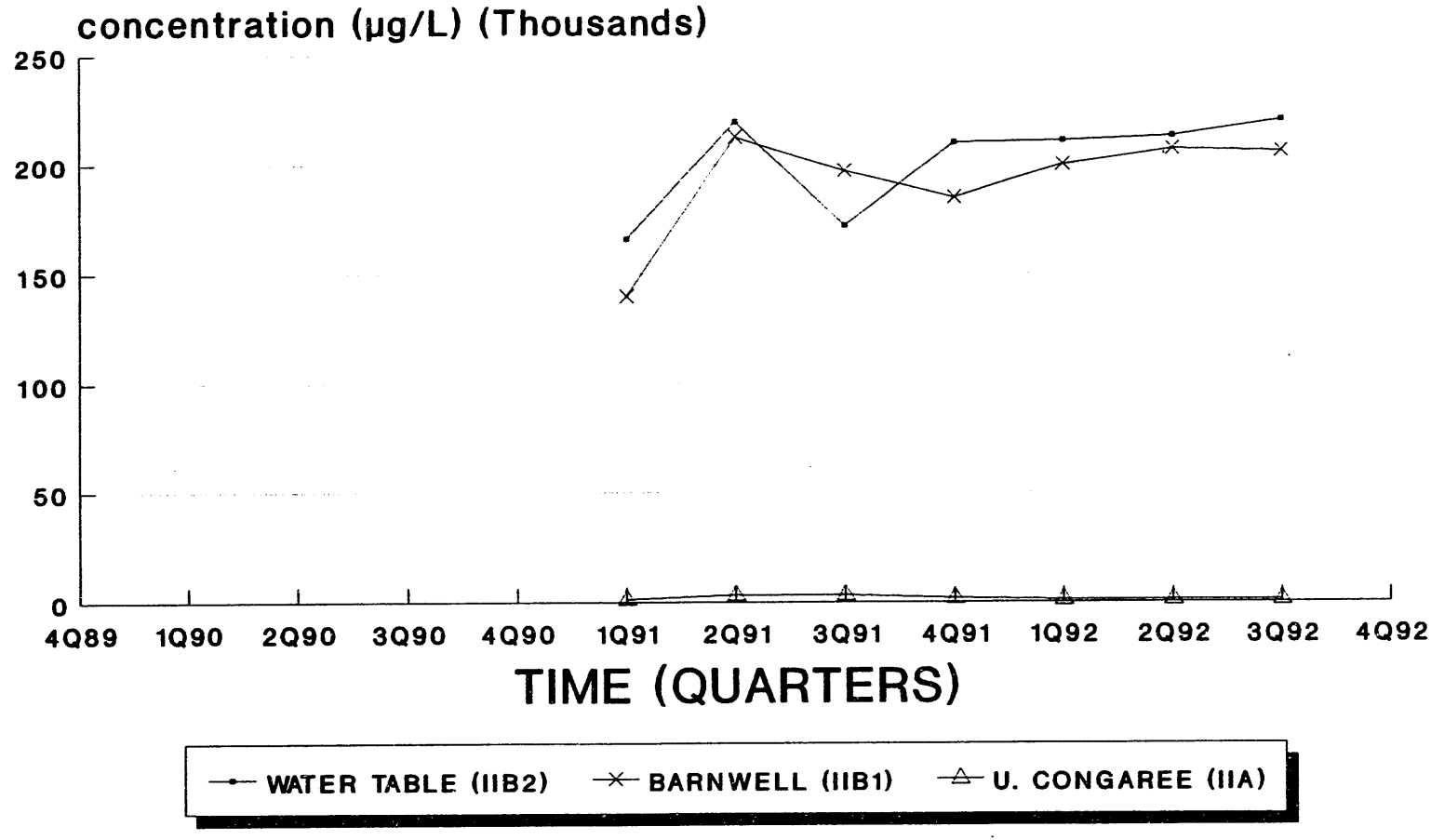

PDWS 10,000 µg/L
empty space denotes no data or dry well

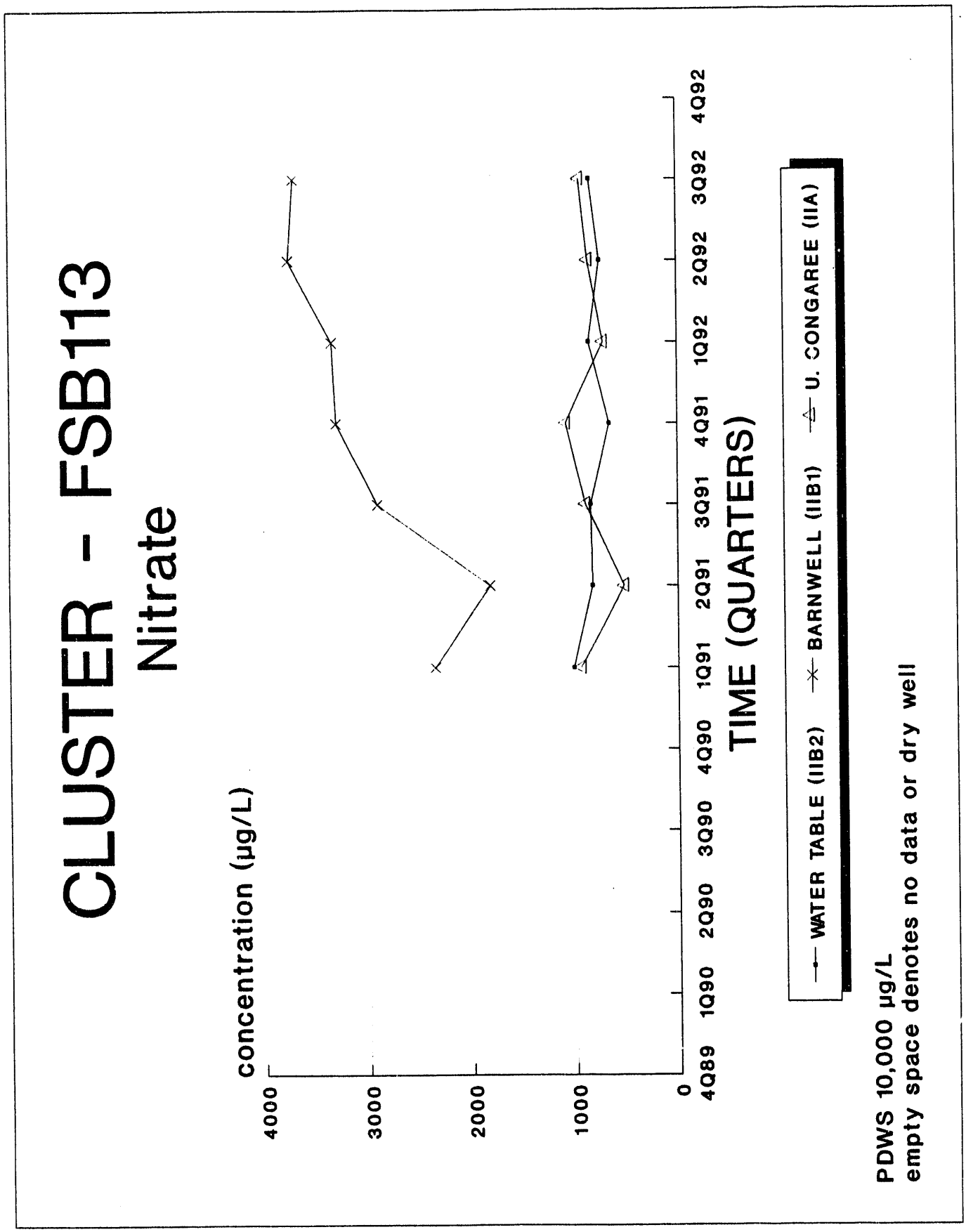
CLUSTER - FSB113
Nitrate
concentration (µg/L)
4000
3000
2000
1000
0
4Q89
1Q90
2Q90
3Q90
4Q90
1Q91
2Q91
3Q91
4Q91
1Q92
2Q92
3Q92
4Q92
TIME (QUARTERS)
WATER TABLE (IIB2)
BARNWELL (IIB1)
U. CONGAREE (IIA)
PDWS 10,000 µg/L
empty space denotes no data or dry well

CLUSTER - FSB114

Nitrate

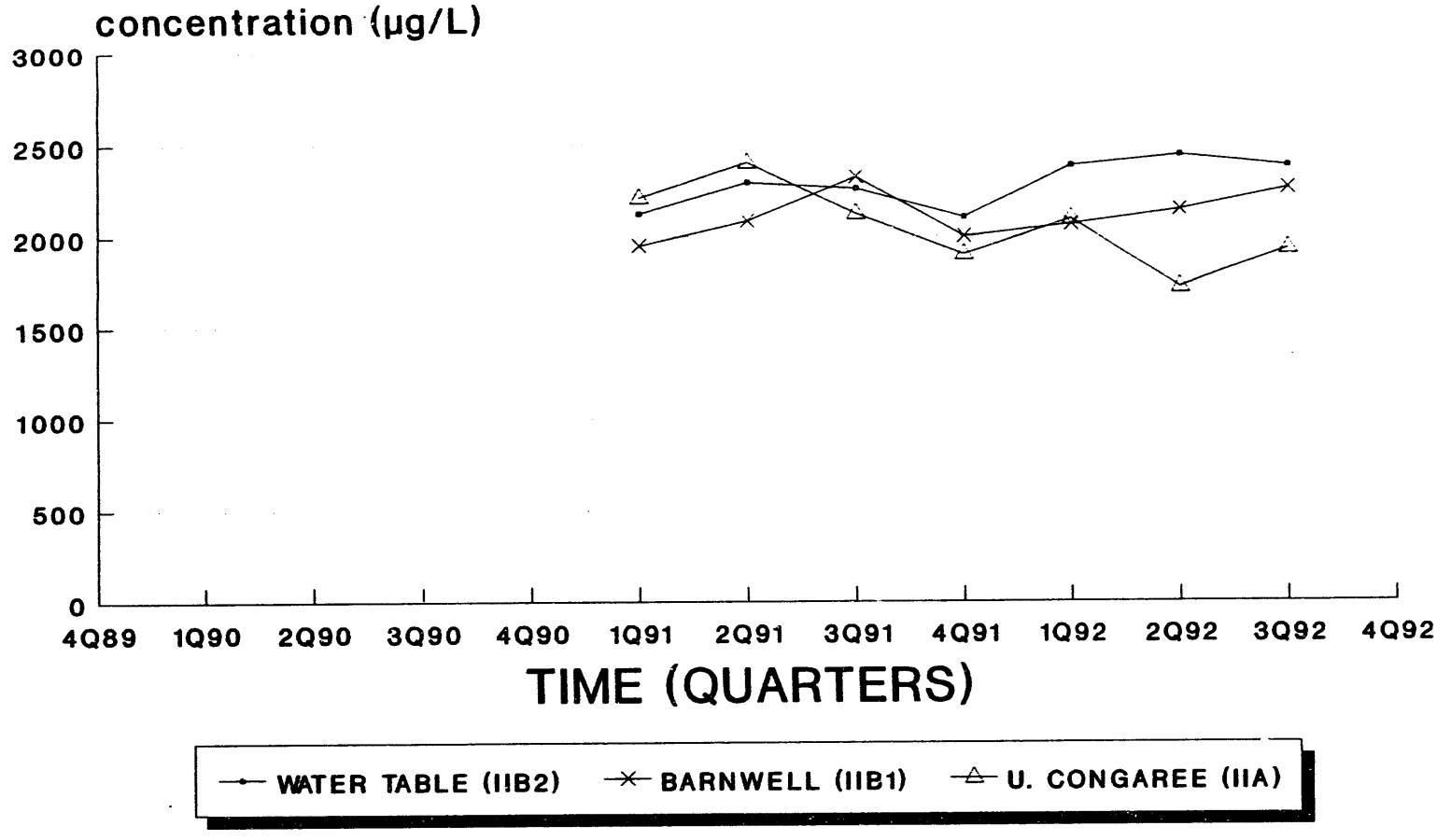

PDWS 10,000 µg/L
empty space denotes no data or dry well

CLUSTER - FSB115

Nitrate

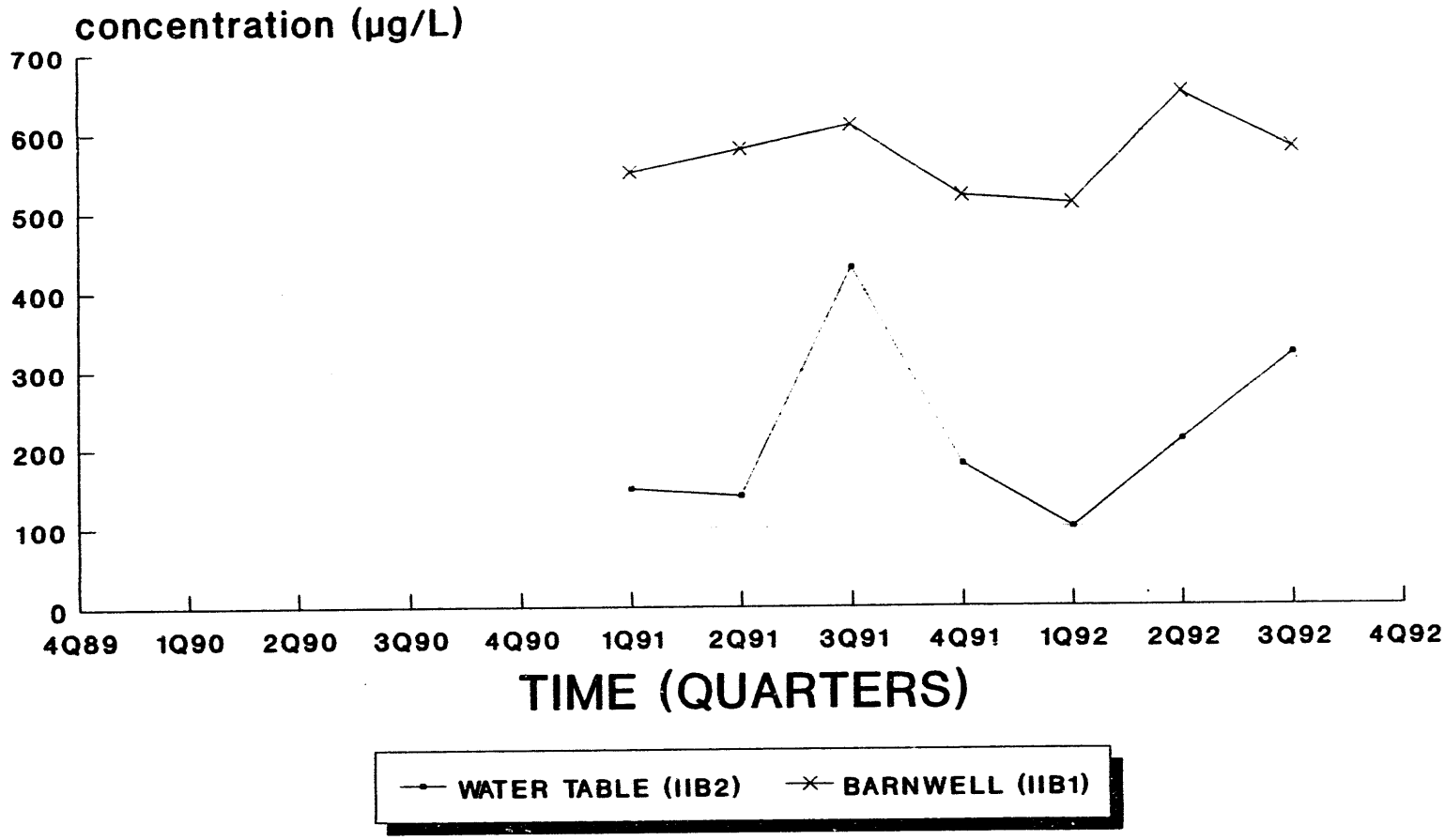

PDWS 10,000 µg/L
empty space denotes no data or dry well

CLUSTER - FSB116

Nitrate

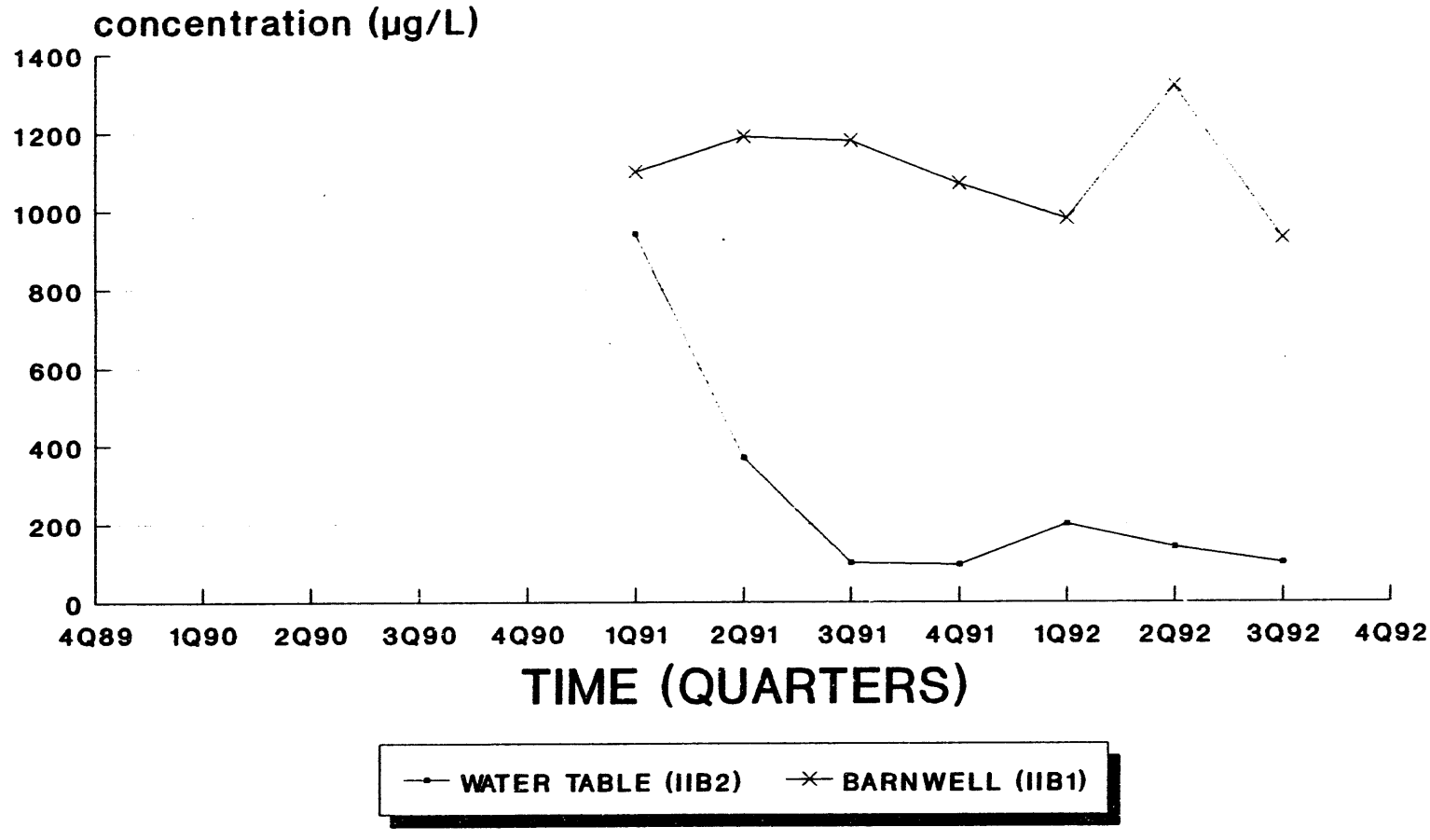

PDWS 10,000 µg/L
empty space denotes no data or dry well

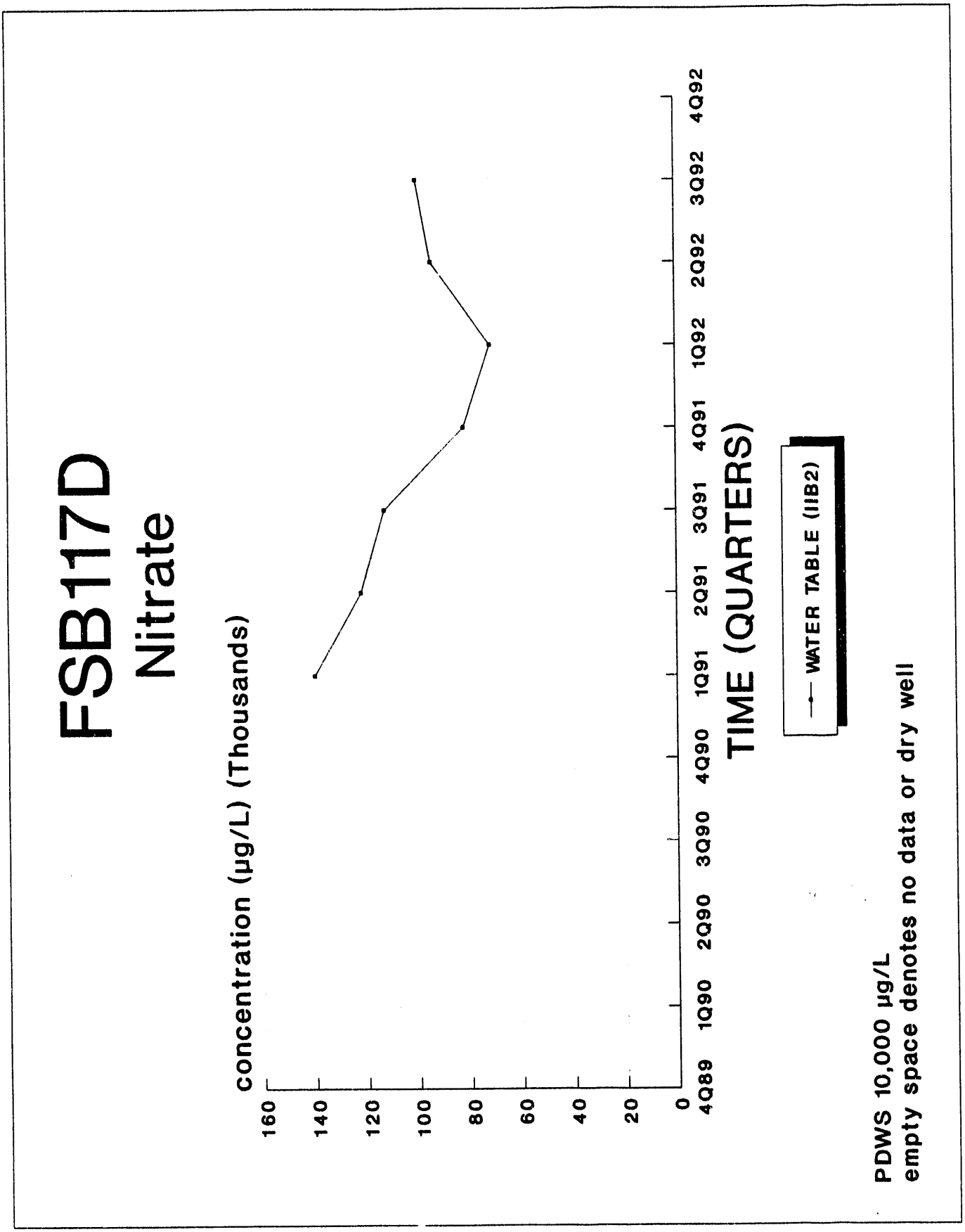
FSB117D
Nitrate
concentration (µg/L) (Thousands)
160
140
120
100
80
60
40
20
0
4Q89
1Q90
2Q90
3Q90
4Q90
1Q91
2Q91
3Q91
4Q91
1Q92
2Q92
3Q92
4Q92
TIME (QUARTERS)
WATER TABLE (IIB2)
PDWS 10,000 µg/L
empty space denotes no data or dry well

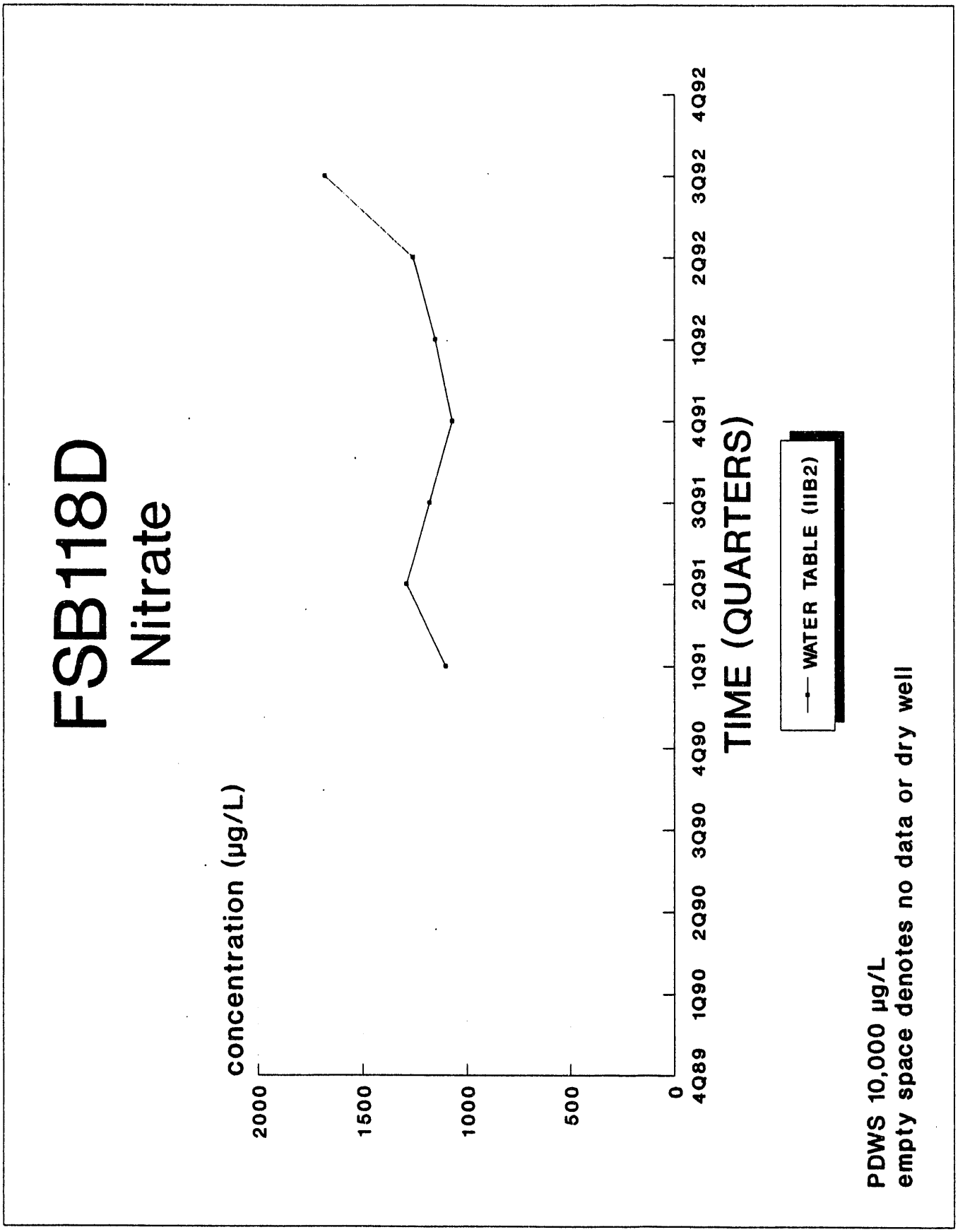
FSB118D
Nitrate
concentration (µg/L)
2000
1500
1000
500
0
4Q89
1Q90
2Q90
3Q90
4Q90
1Q91
2Q91
3Q91
4Q91
1Q92
2Q92
3Q92
4Q92
TIME (QUARTERS)
WATER TABLE (IIB2)
PDWS 10,000 µg/L
empty space denotes no data or dry well

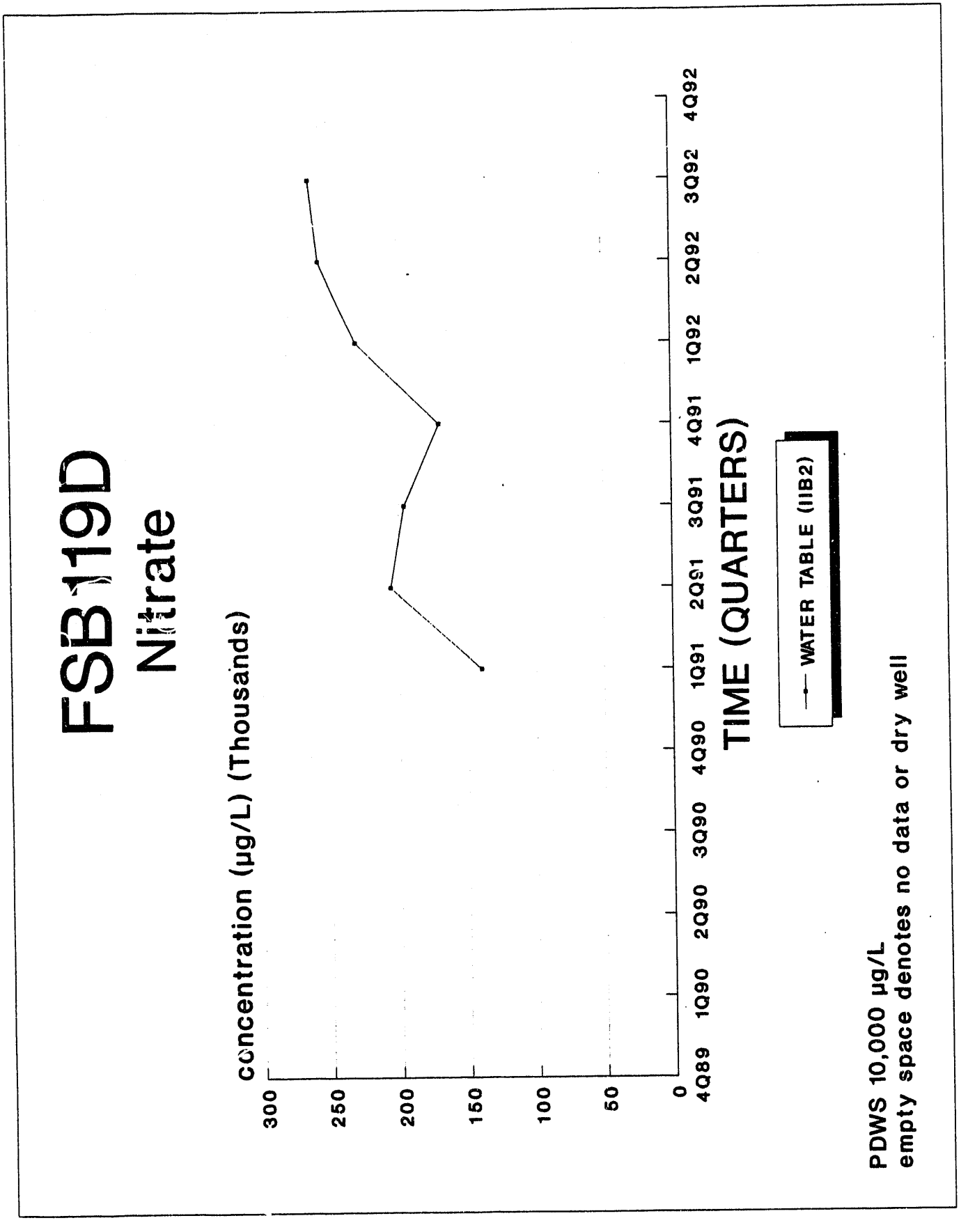
FSB119D
Nitrate
concentration (µg/L) (Thousands)
300
250
200
150
100
50
0
4Q89
1Q90
2Q90
3Q90
4Q90
1Q91
2Q91
3Q91
4Q91
1Q92
2Q92
3Q92
4Q92
TIME (QUARTERS)
WATER TABLE (IIB2)
PDWS 10,000 µg/L
empty space denotes no data or dry well

CLUSTER - FSB120

Nitrate

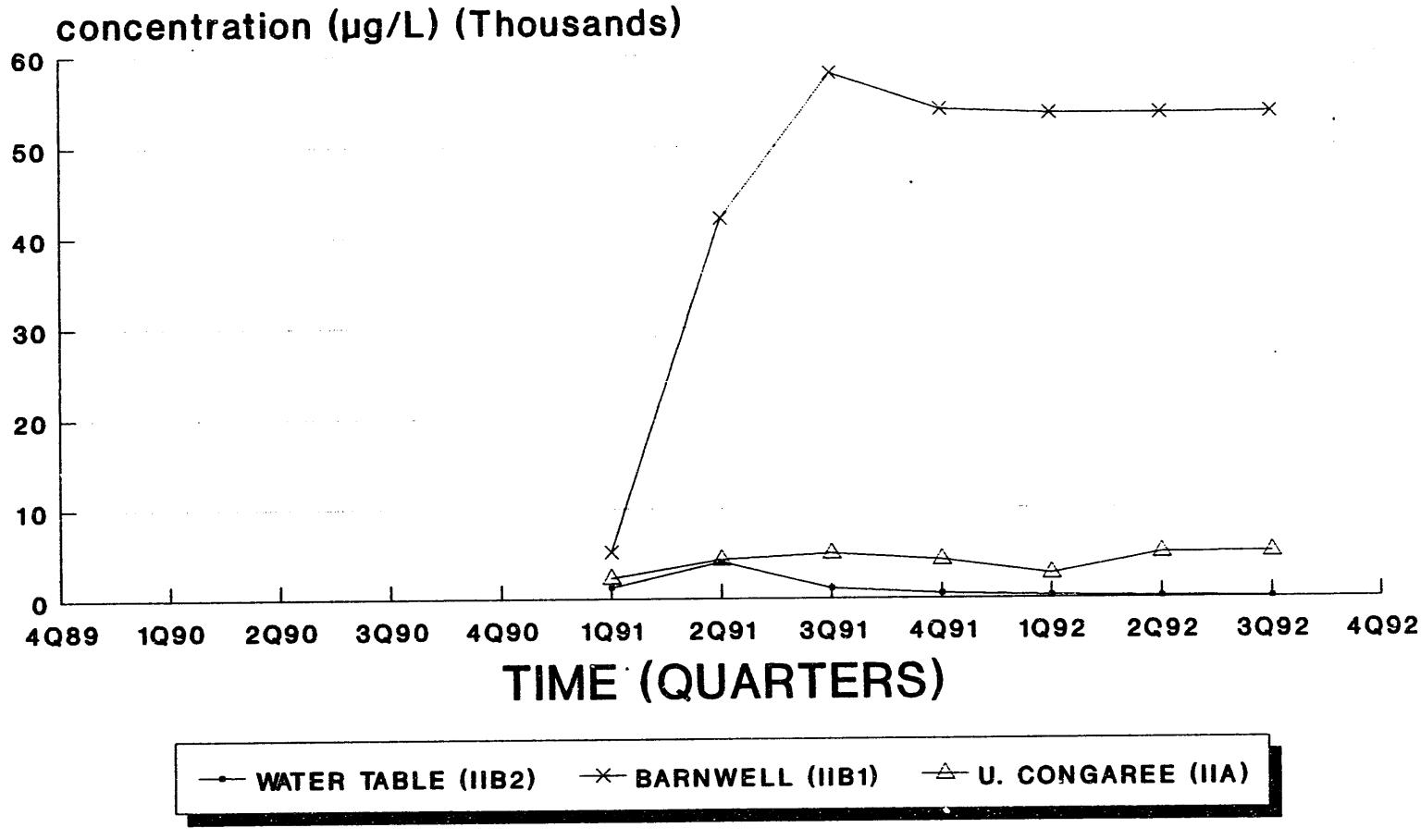

PDWS 10,000 µg/L
empty space denotes no data or dry well

CLUSTER - FSB121

Nitrate

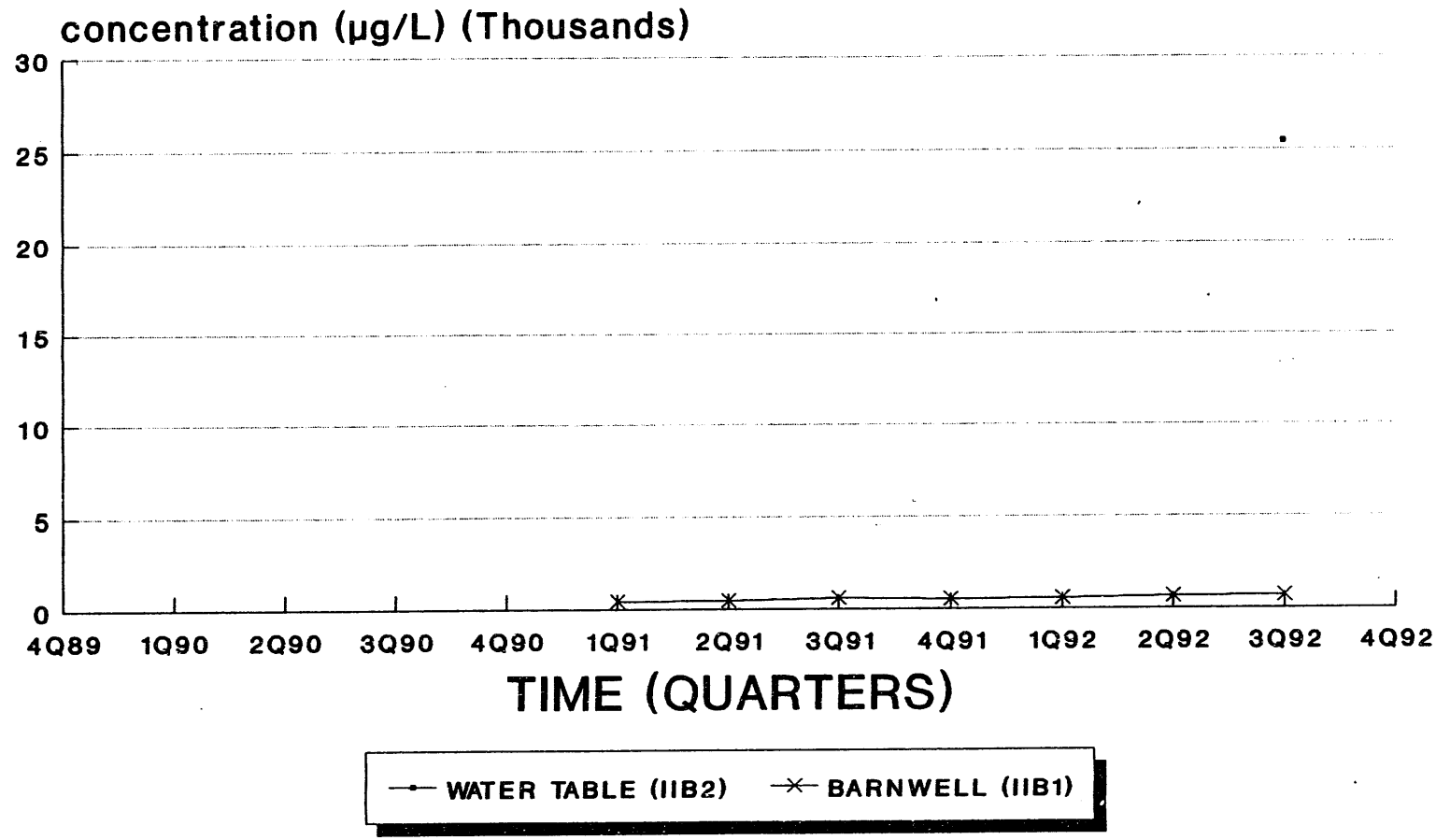

PDWS 10,000 µg/L
empty space denotes no data or dry well

CLUSTER - FSB122

Nitrate

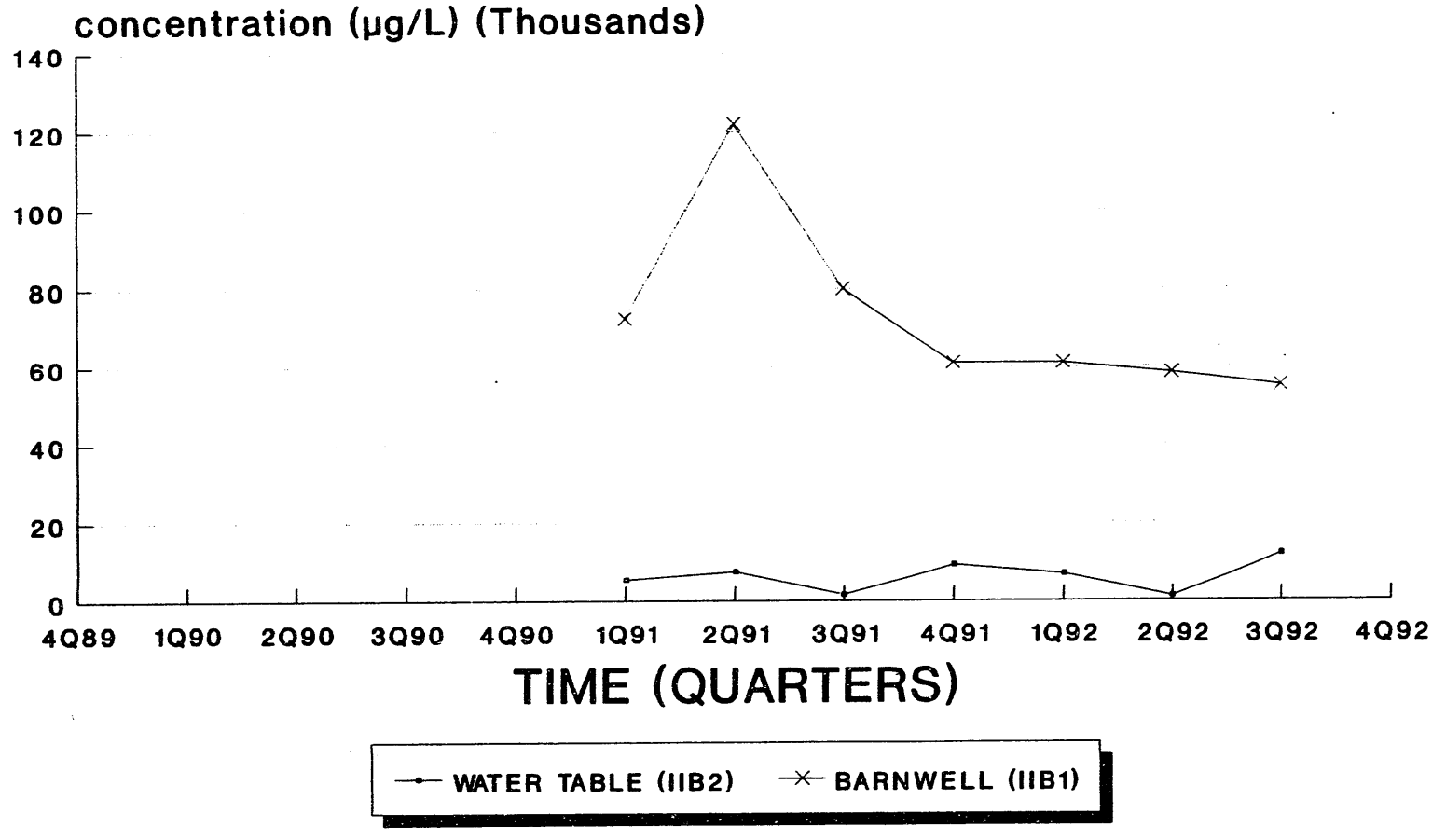

PDWS 10,000 µg/L
empty space denotes no data or dry well

CLUSTER - FSB123

Nitrate

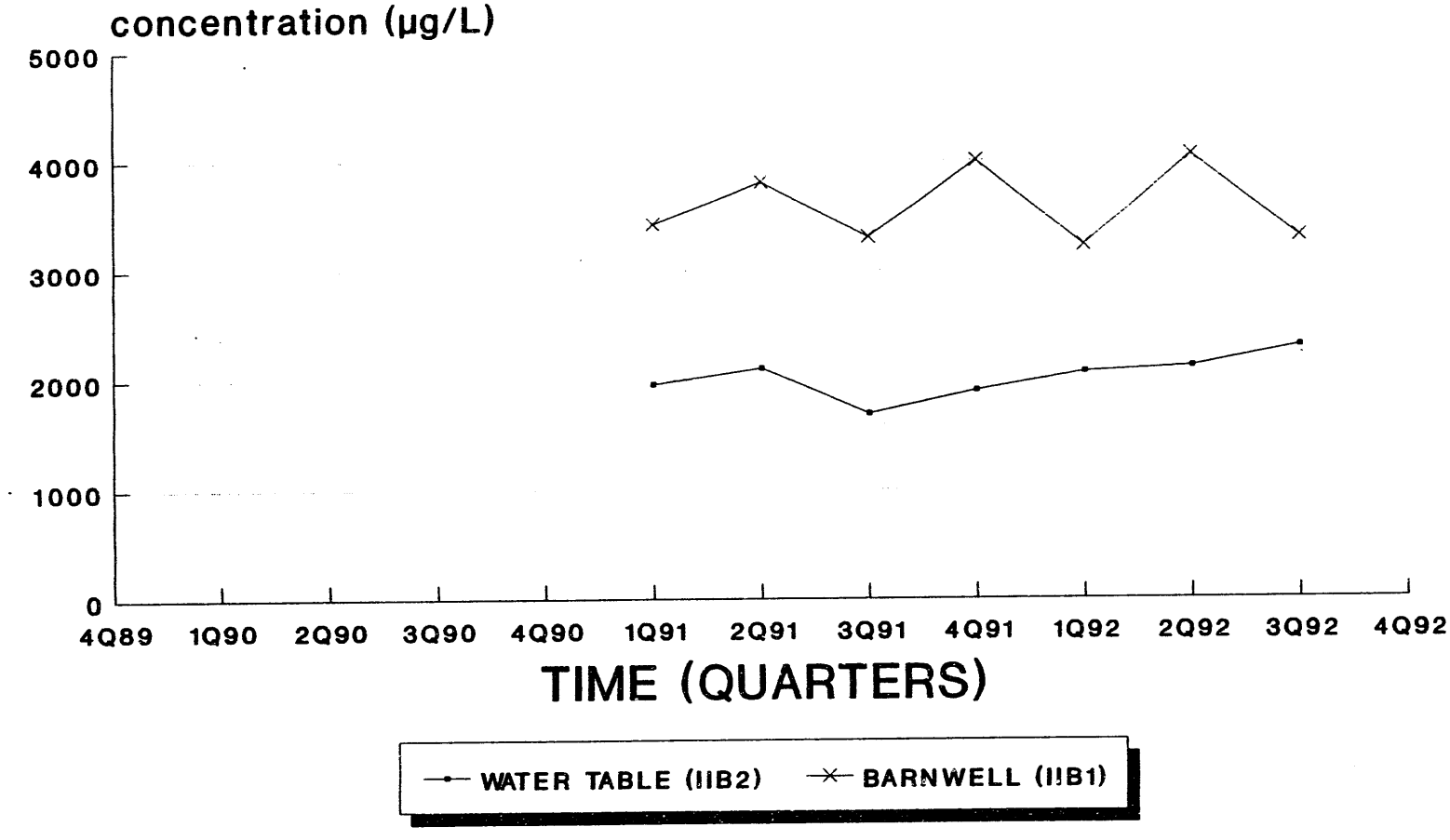

PDWS 10,000 µg/L
empty space denotes no data or dry well

CLUSTER - FSB 76
pH

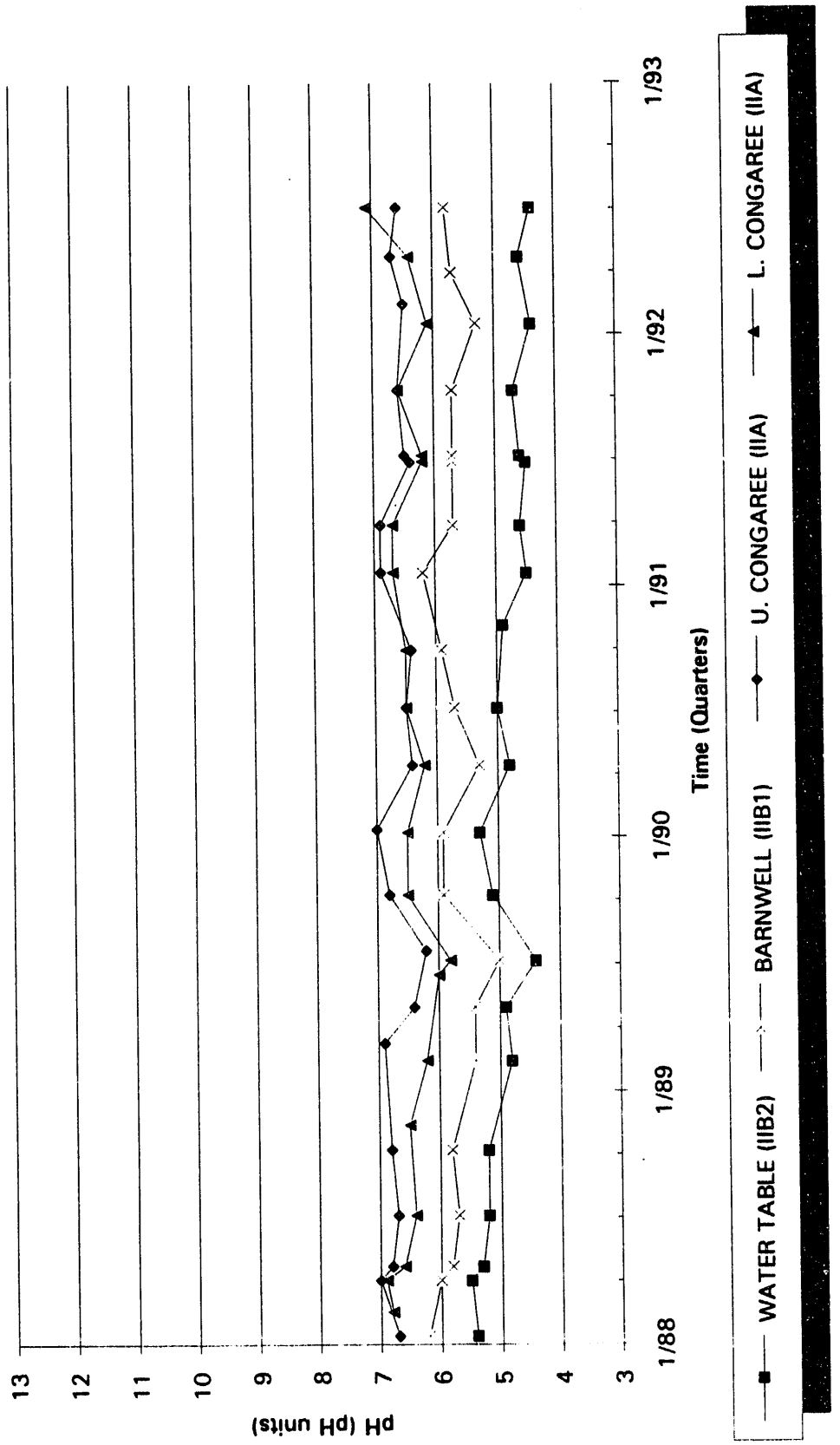

Breaks in lines indicate no data available.

CLUSTER - FSB 88
pH

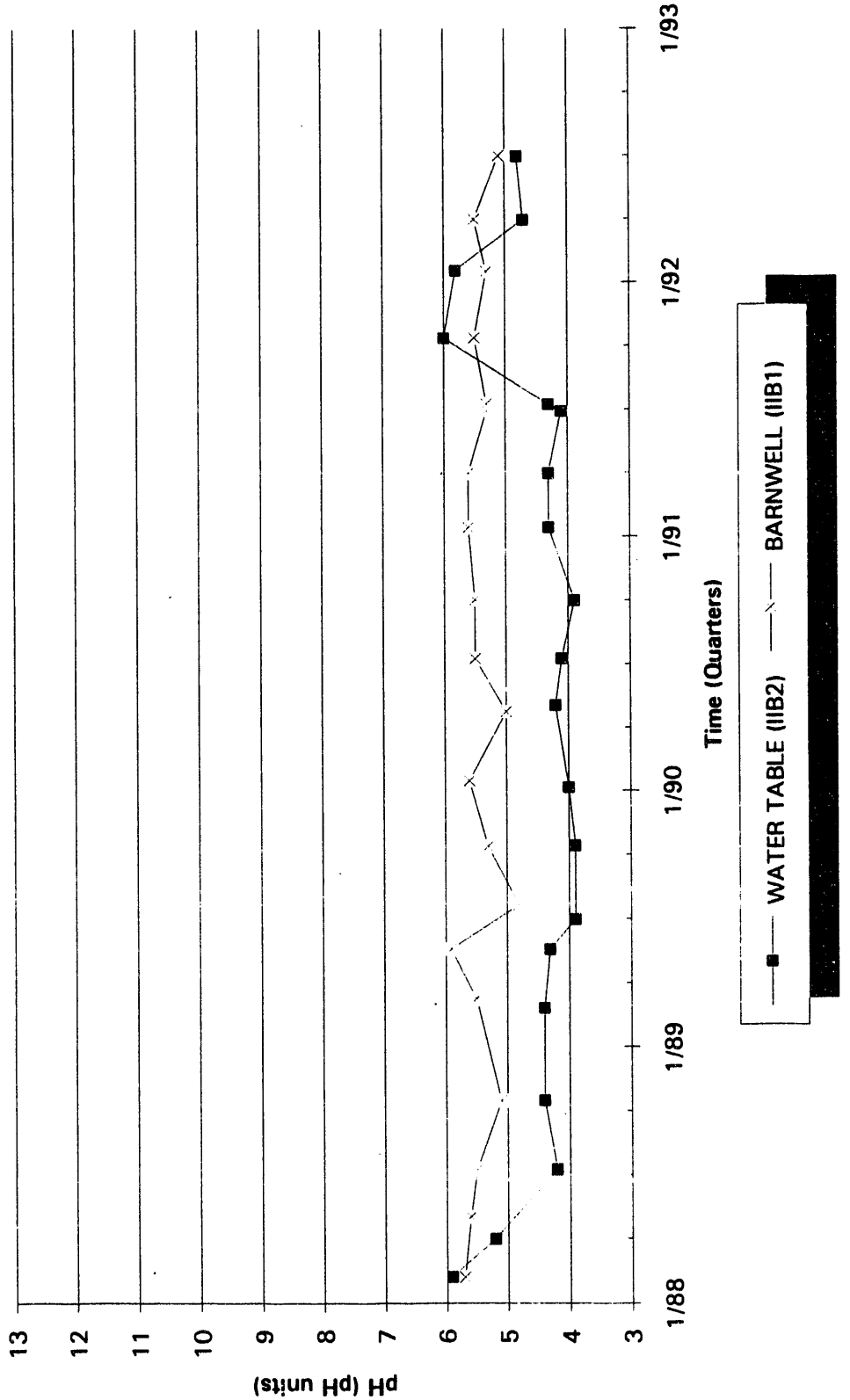

Breaks in lines indicate no data available.

FSB 96
pH

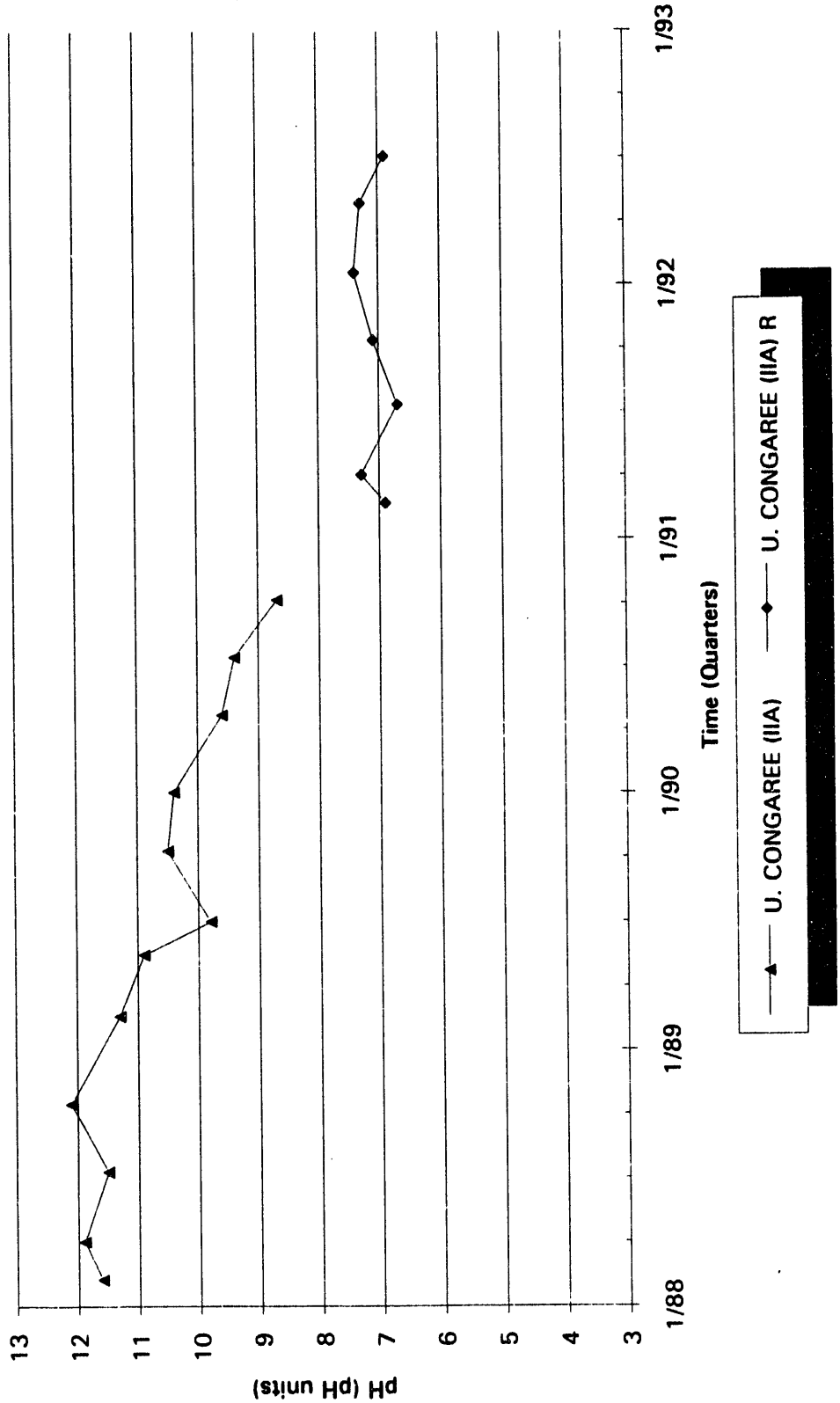

Breaks in lines indicate no data available, R denotes replacement well.

CLUSTER - FSB 99
pH

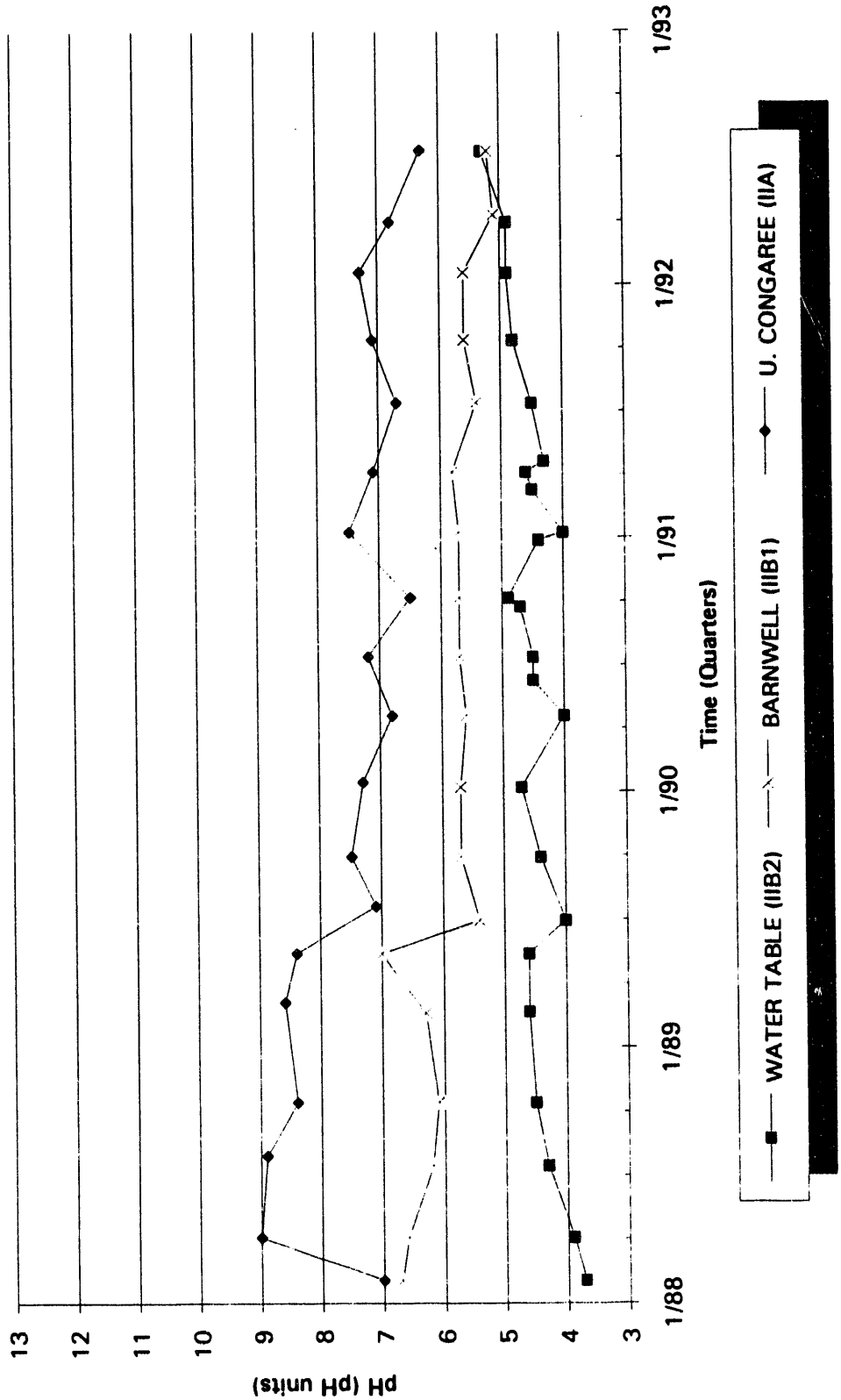

Breaks in lines indicate no data available.

FSB 102
pH



Breaks in lines indicate no data available.

FSB 103C
pH



Breaks in lines indicate no data available.

CLUSTER - FSB 107
pH

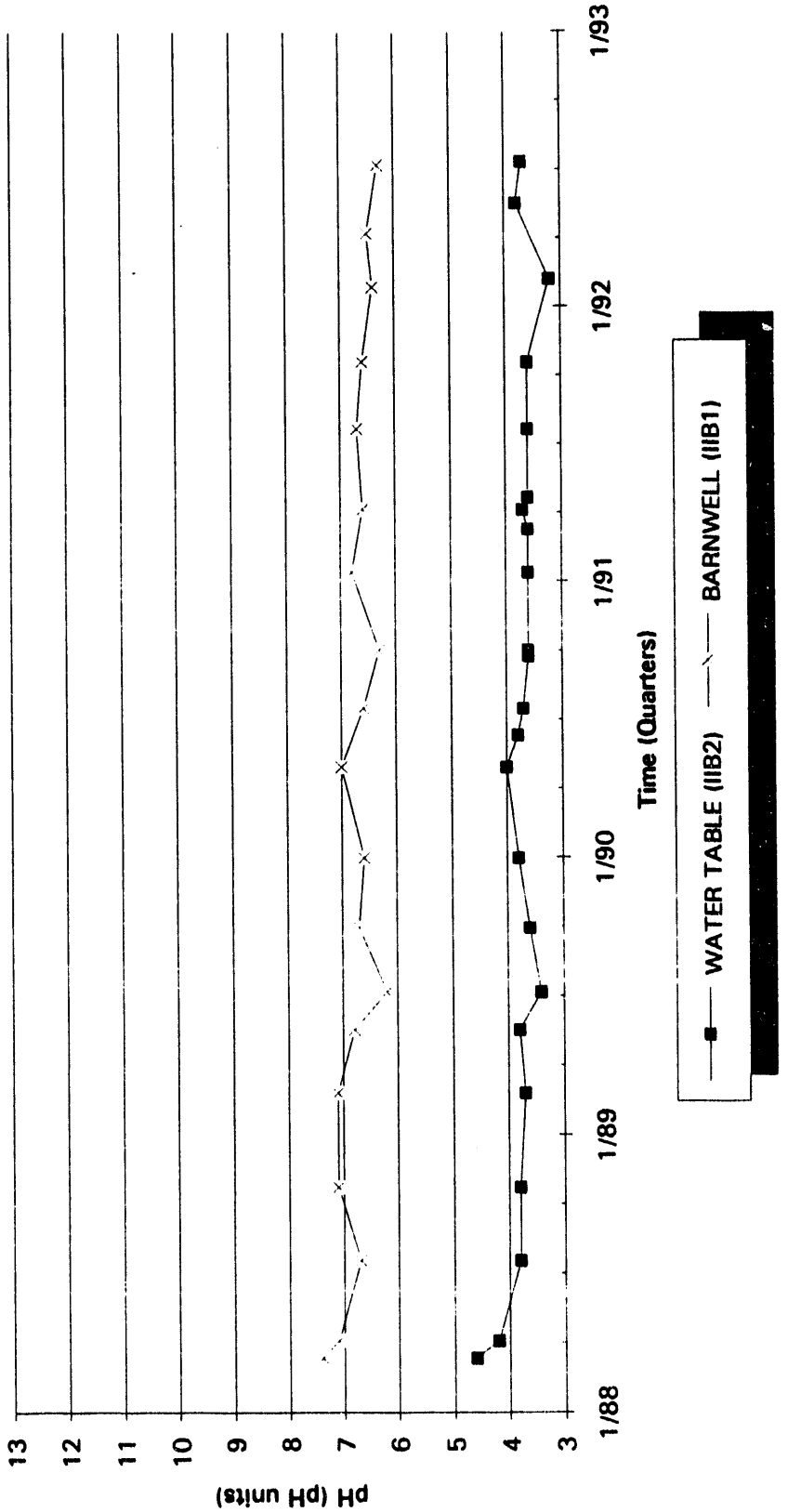

Breaks in lines indicate no data available.

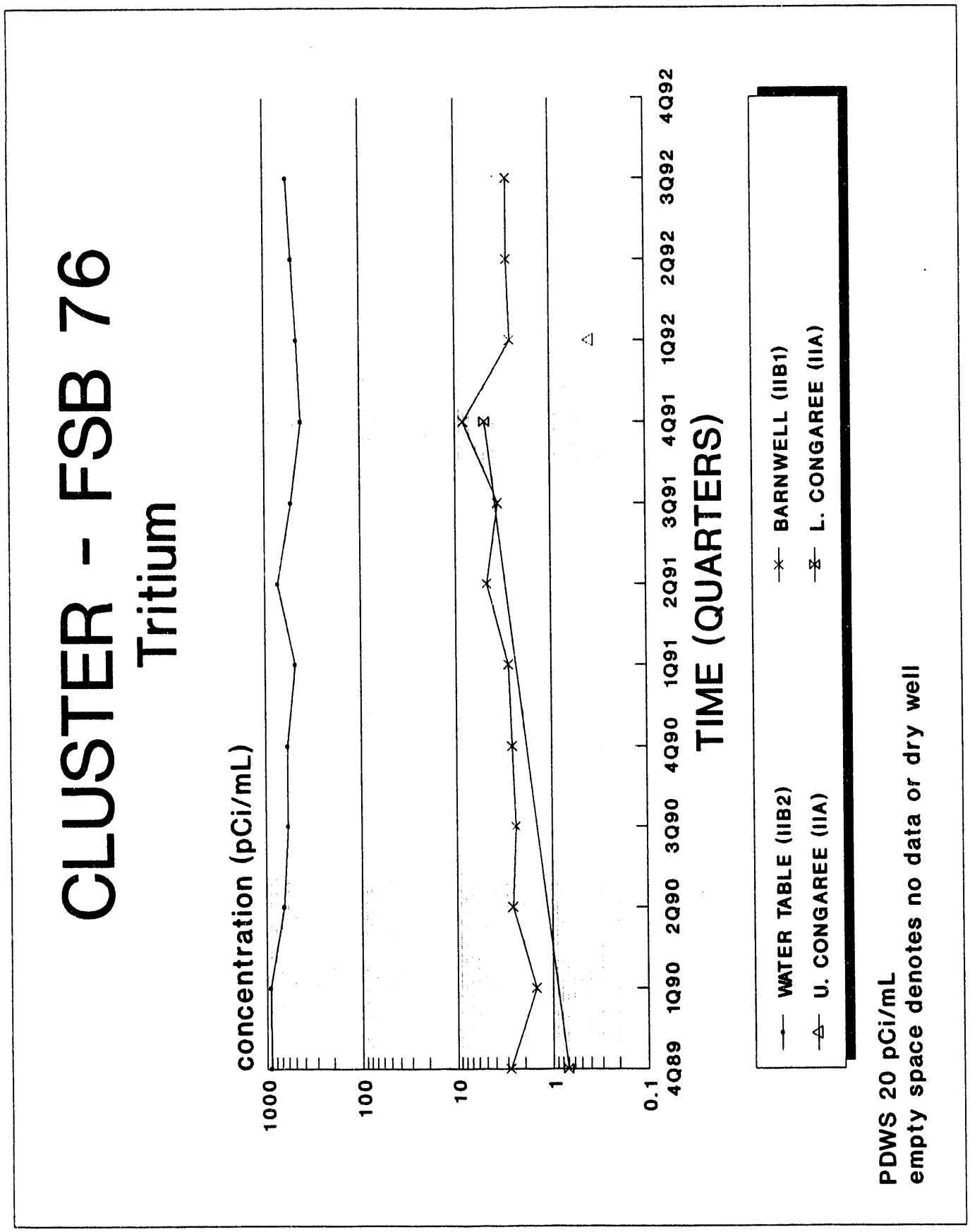
CLUSTER - FSB 76
Tritium
concentration (pCi/mL)
1000
100
10
1
0.1
4Q89
1Q90
2Q90
3Q90
4Q90
1Q91
2Q91
3Q91
4Q91
1Q92
2Q92
3Q92
4Q92
TIME (QUARTERS)
WATER TABLE (IIB2)
U. CONGAREE (IIA)
BARNWELL (IIB1)
L. CONGAREE (IIA)
PDWS 20 pCi/mL
empty space denotes no data or dry well

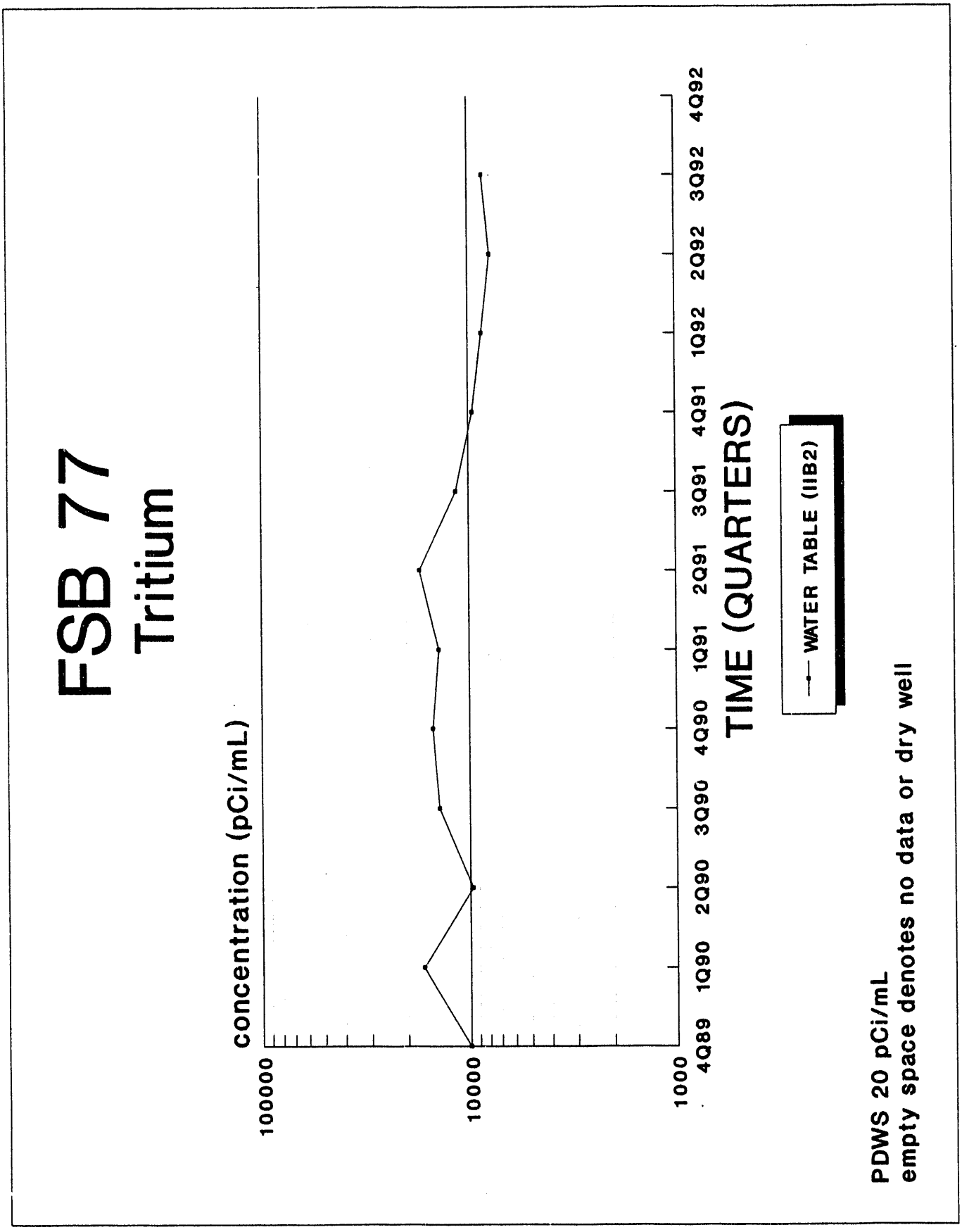
FSB 77
Tritium
concentration (pCi/mL)
100000
10000
1000
4Q89
1Q90
2Q90
3Q90
4Q90
1Q91
2Q91
3Q91
4Q91
1Q92
2Q92
3Q92
4Q92
TIME (QUARTERS)
WATER TABLE (IIB2)
PDWS 20 pCi/mL
empty space denotes no data or dry well

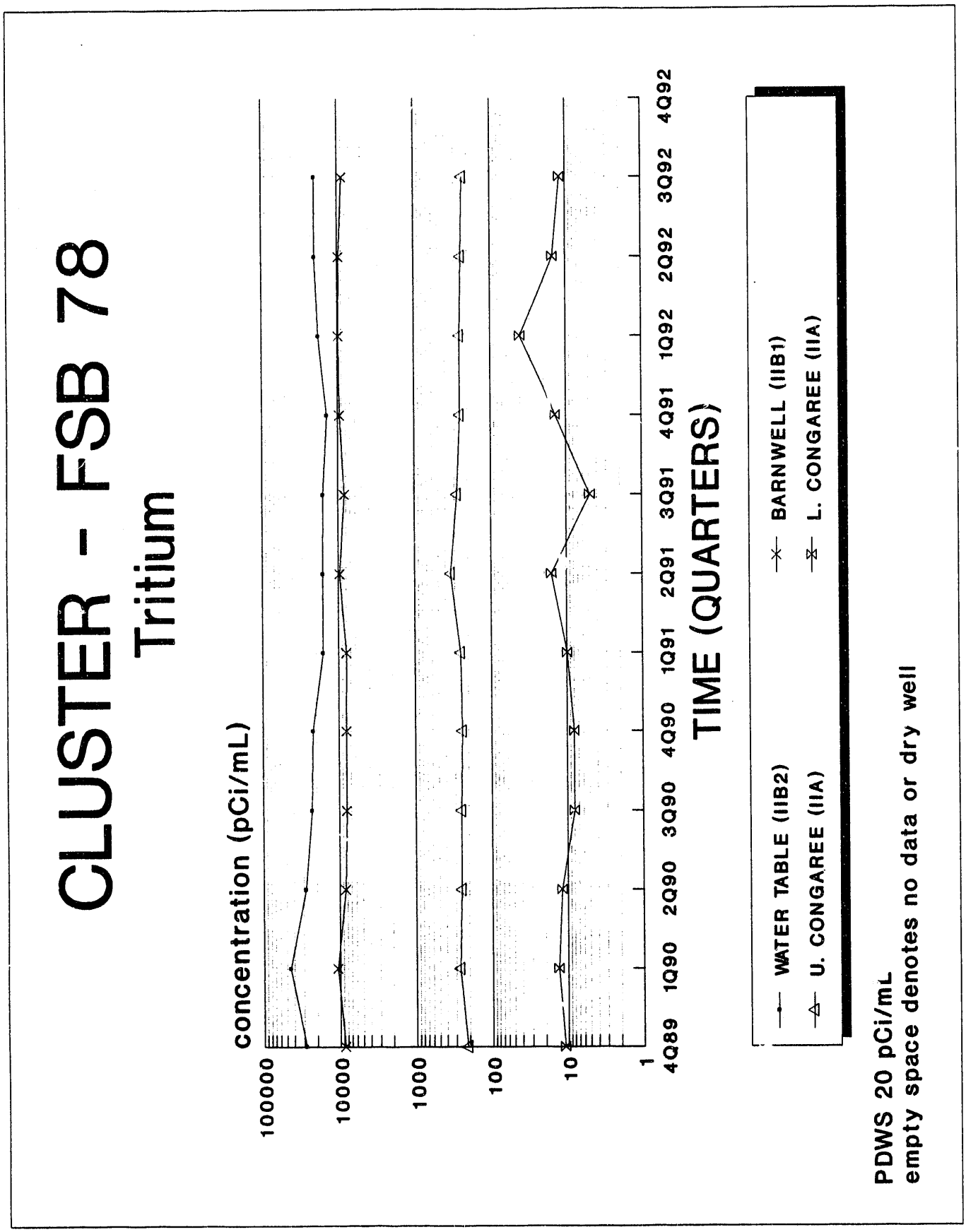
CLUSTER - FSB 78
Tritium
concentration (pCi/mL)
100000
10000
1000
100
10
1
4Q89
1Q90
2Q90
3Q90
4Q90
1Q91
2Q91
3Q91
4Q91
1Q92
2Q92
3Q92
4Q92
TIME (QUARTERS)
WATER TABLE (IIB2)
U. CONGAREE (IIA)
BARNWELL (IIB1)
L. CONGAREE (IIA)
PDWS 20 pCi/mL
empty space denotes no data or dry well

CLUSTER - FSB 79

Tritium

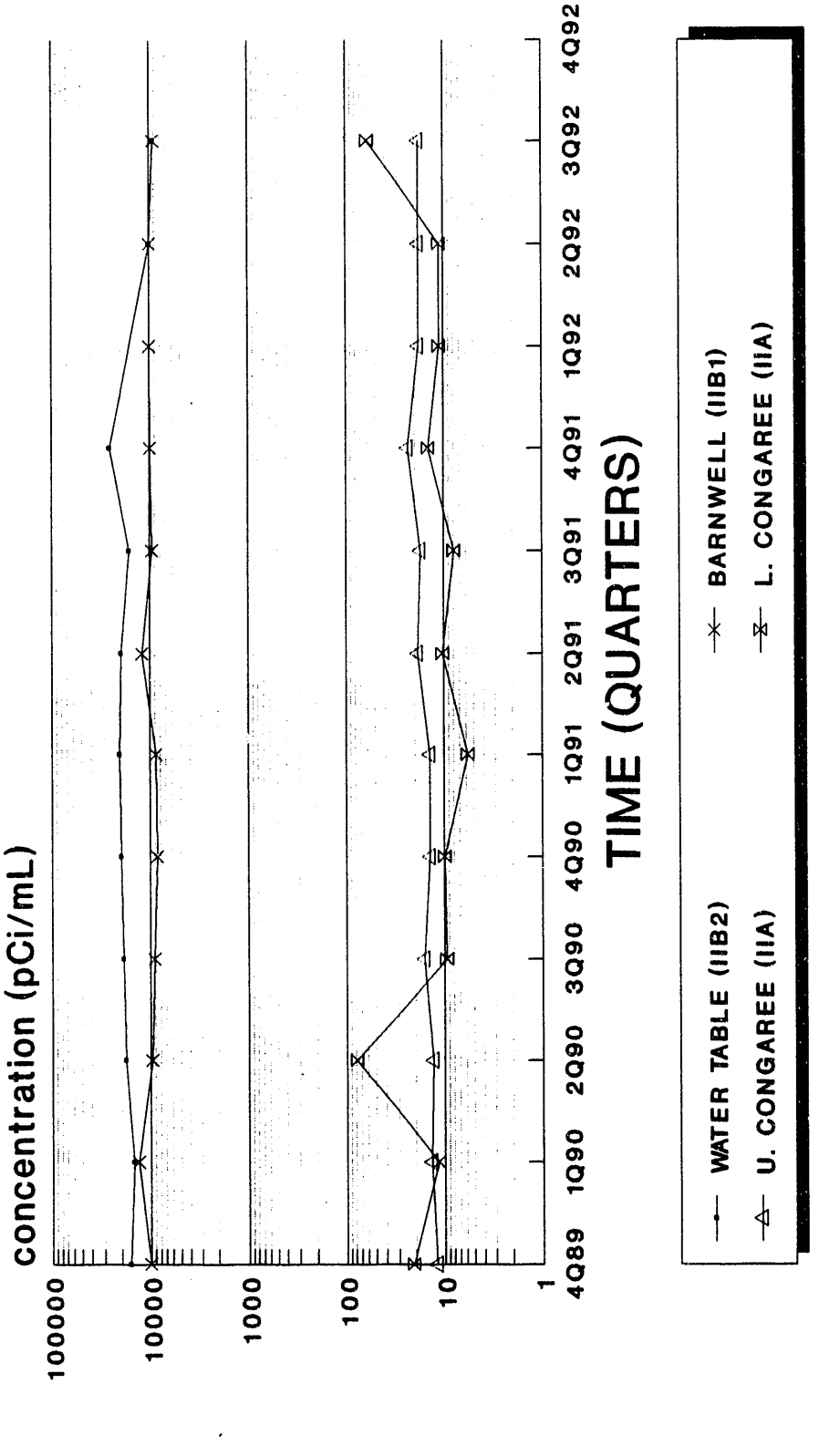

PDWS 20 pCi/mL
empty space denotes no data or dry well

CLUSTER - FSB 87

Tritium

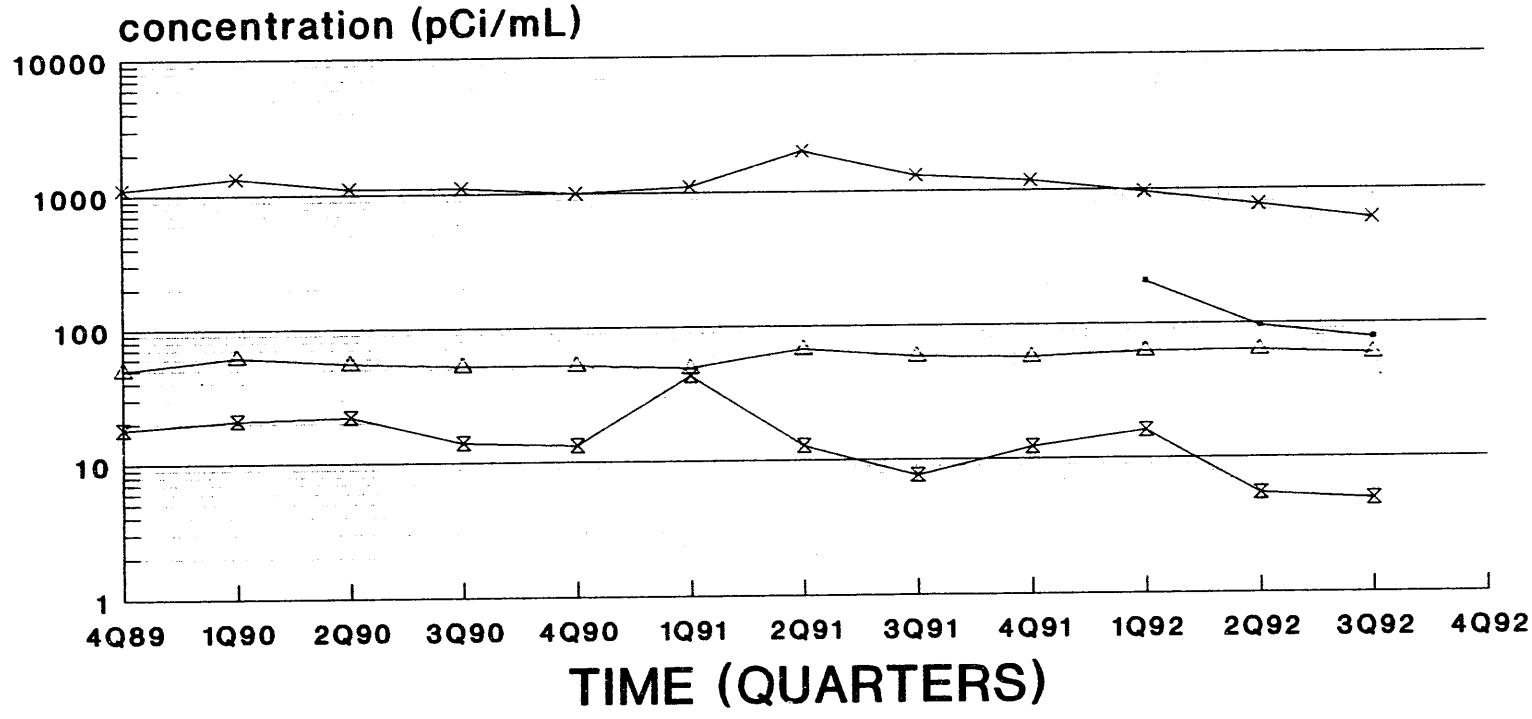

PDWS 20 pCi/mL
empty space denotes no data or dry well

CLUSTER - FSB 88

Tritium

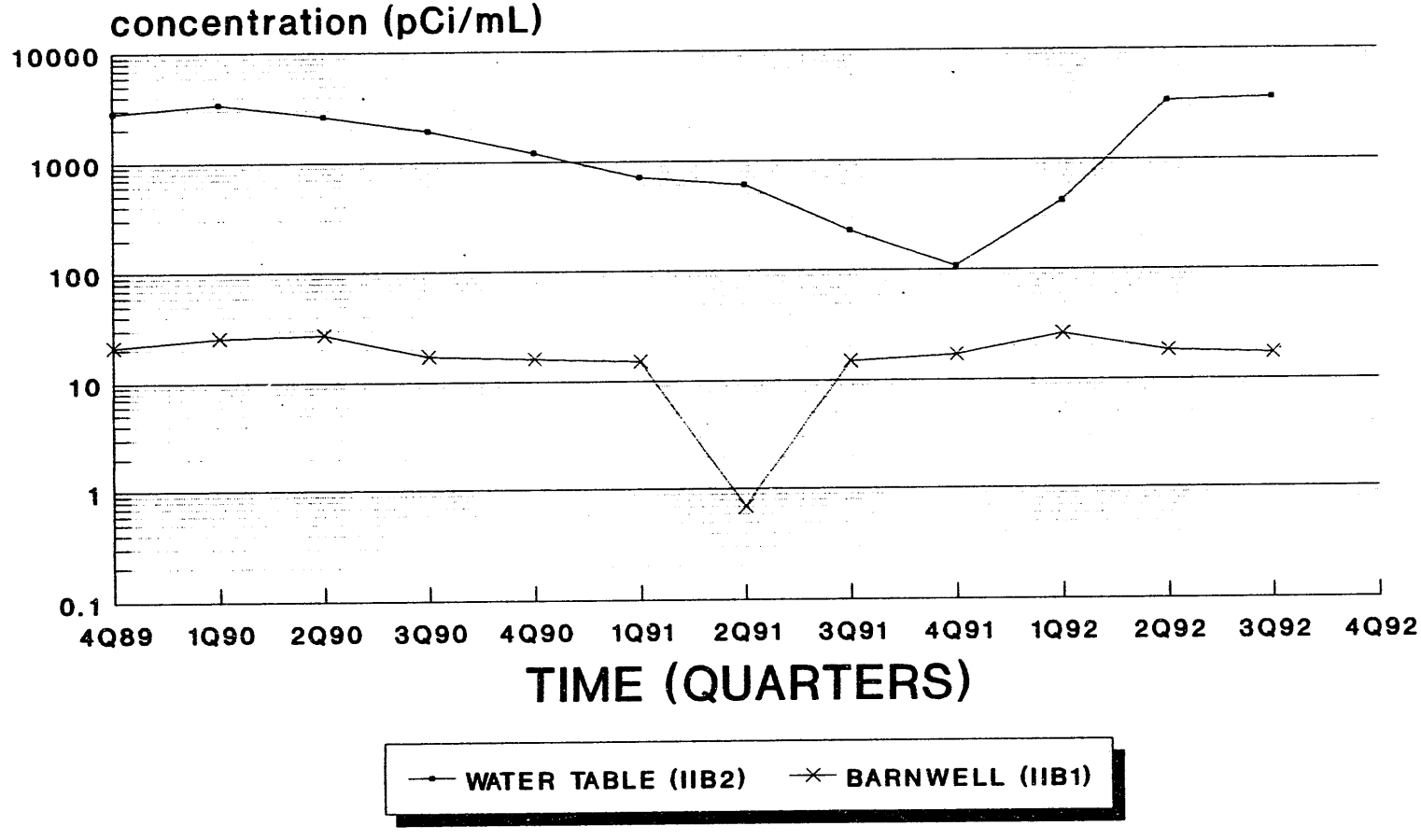

PDWS 20 pCi/mL
empty space denotes no data or dry well

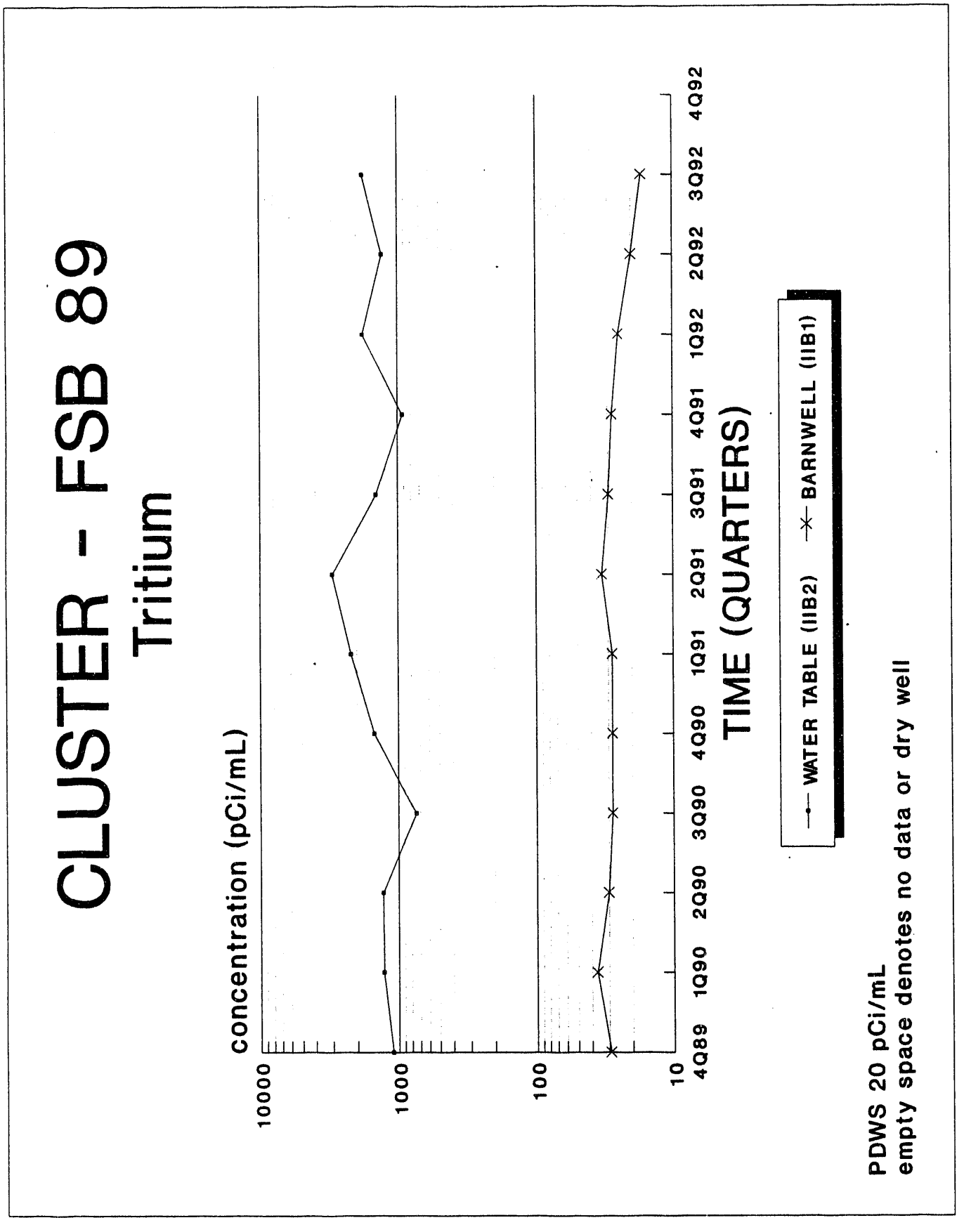
CLUSTER - FSB 89
Tritium
concentration (pCi/mL)
10000
1000
100
10
4Q89
1Q90
2Q90
3Q90
4Q90
1Q91
2Q91
3Q91
4Q91
1Q92
2Q92
3Q92
4Q92
TIME (QUARTERS)
WATER TABLE (IIB2)
BARNWELL (IIB1)
PDWS 20 pCi/mL
empty space denotes no data or dry well

CLUSTER - FSB 90
Tritium

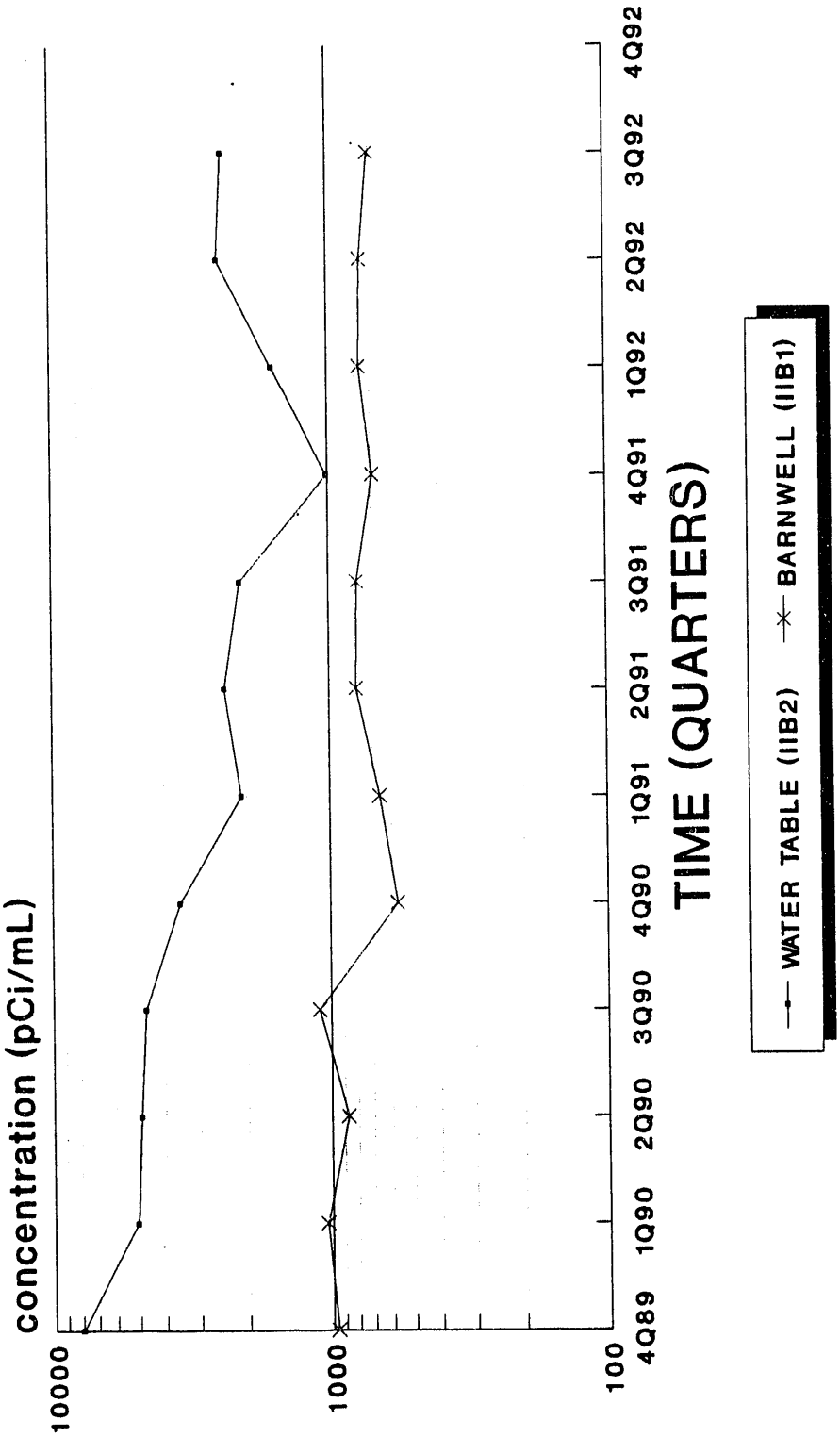

PDWS 20 pCi/mL
empty space denotes no data or dry well

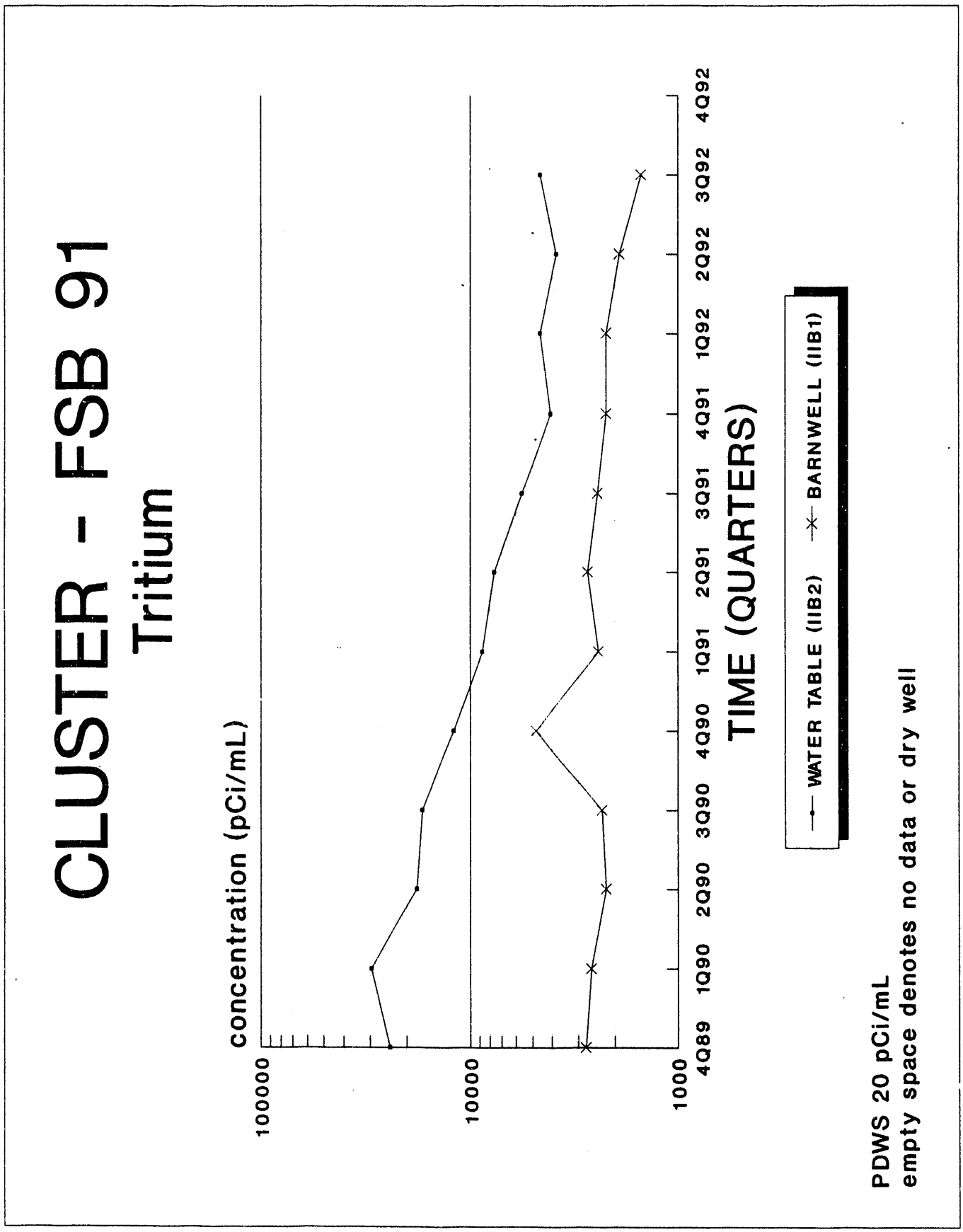
CLUSTER - FSB 91
Tritium
concentration (pCi/mL)
100000
10000
1000
4Q89
1Q90
2Q90
3Q90
4Q90
1Q91
2Q91
3Q91
4Q91
1Q92
2Q92
3Q92
4Q92
TIME (QUARTERS)
WATER TABLE (IIB2)
BARNWELL (IIB1)
PDWS 20 pCi/mL
empty space denotes no data or dry well

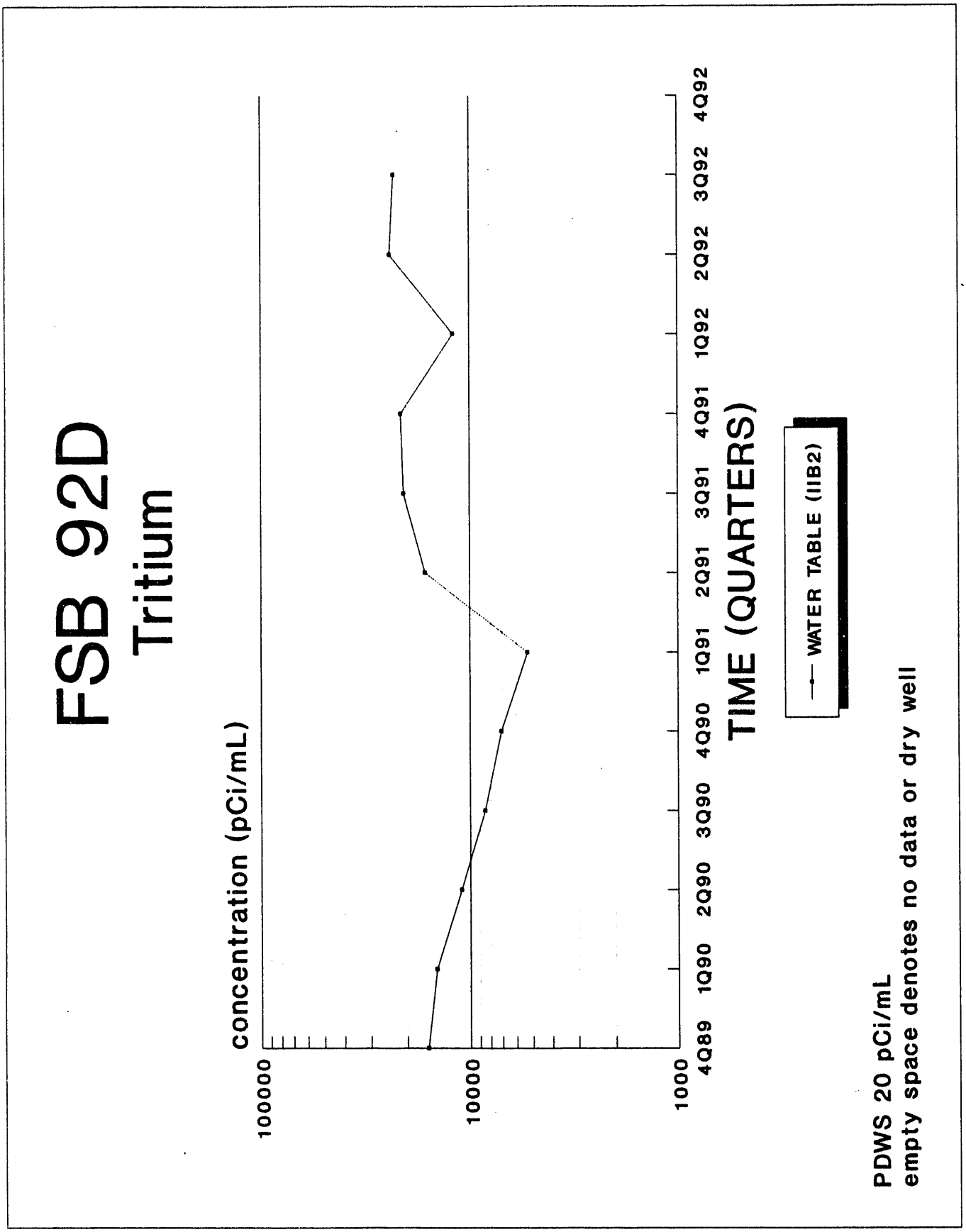
FSB 92D
Tritium
concentration (pCi/mL)
100000
10000
1000
4Q89
1Q90
2Q90
3Q90
4Q90
1Q91
2Q91
3Q91
4Q91
1Q92
2Q92
3Q92
4Q92
TIME (QUARTERS)
WATER TABLE (IIB2)
PDWS 20 pCi/mL
empty space denotes no data or dry well

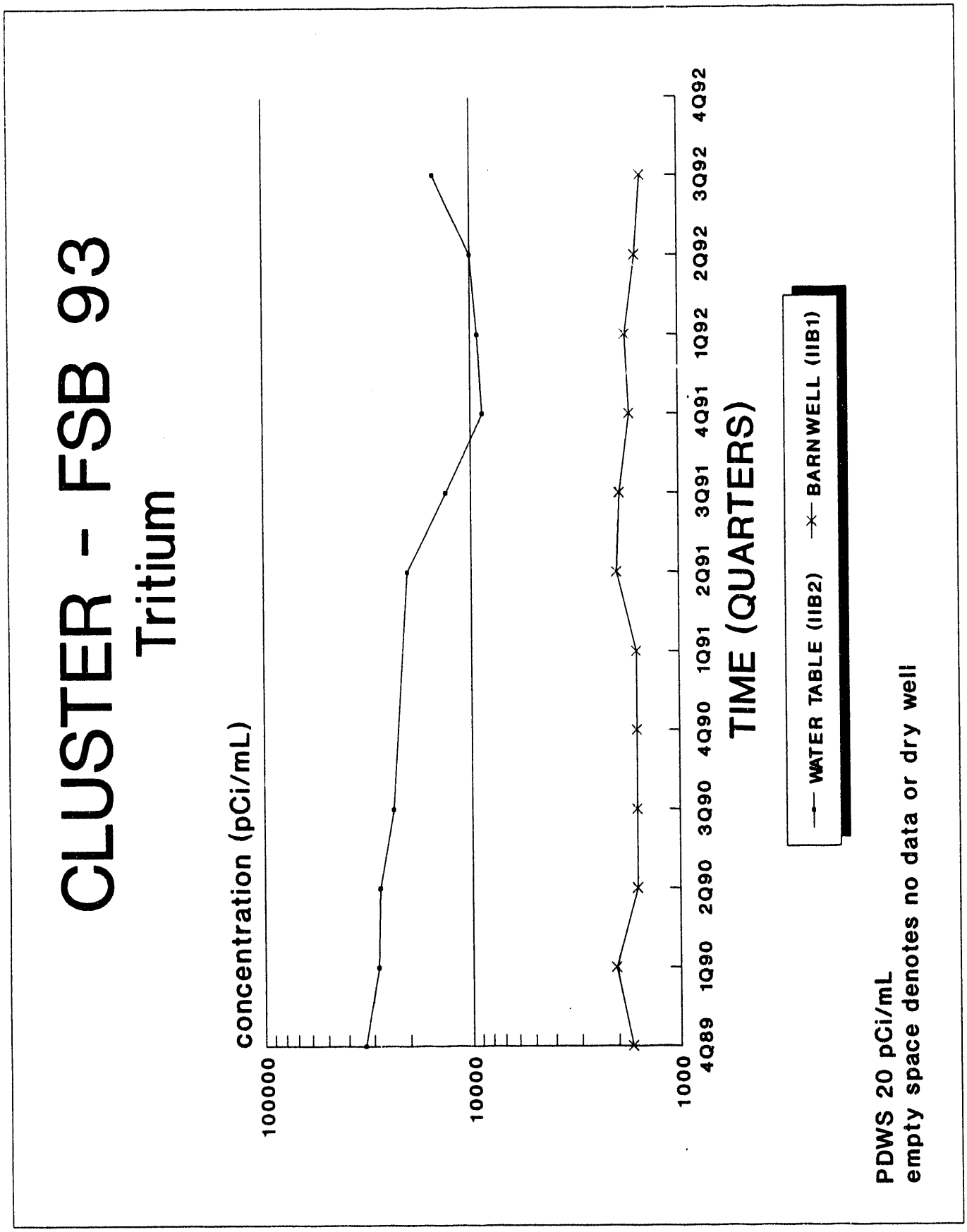
CLUSTER - FSB 93
Tritium
concentration (pCi/mL)
100000
10000
1000
4Q89
1Q90
2Q90
3Q90
4Q90
1Q91
2Q91
3Q91
4Q91
1Q92
2Q92
3Q92
4Q92
TIME (QUARTERS)
WATER TABLE (IIB2)
BARNWELL (IIB1)
PDWS 20 pCi/mL
empty space denotes no data or dry well

CLUSTER - FSB 94

Tritium

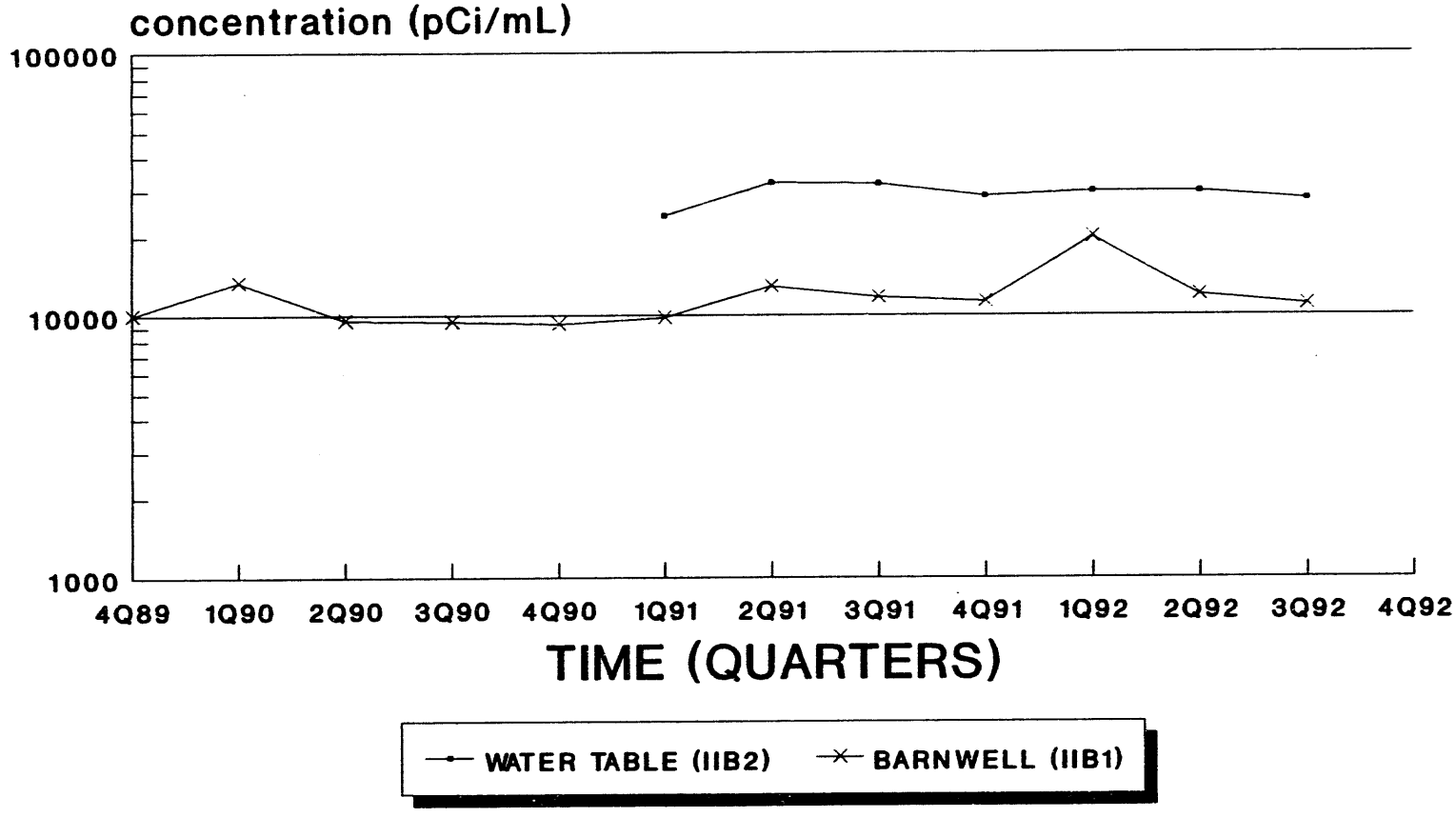

PDWS 20 pCi/mL
empty space denotes no data or dry well;
(R) denotes a replacement well

CLUSTER - FSB 95

Tritium

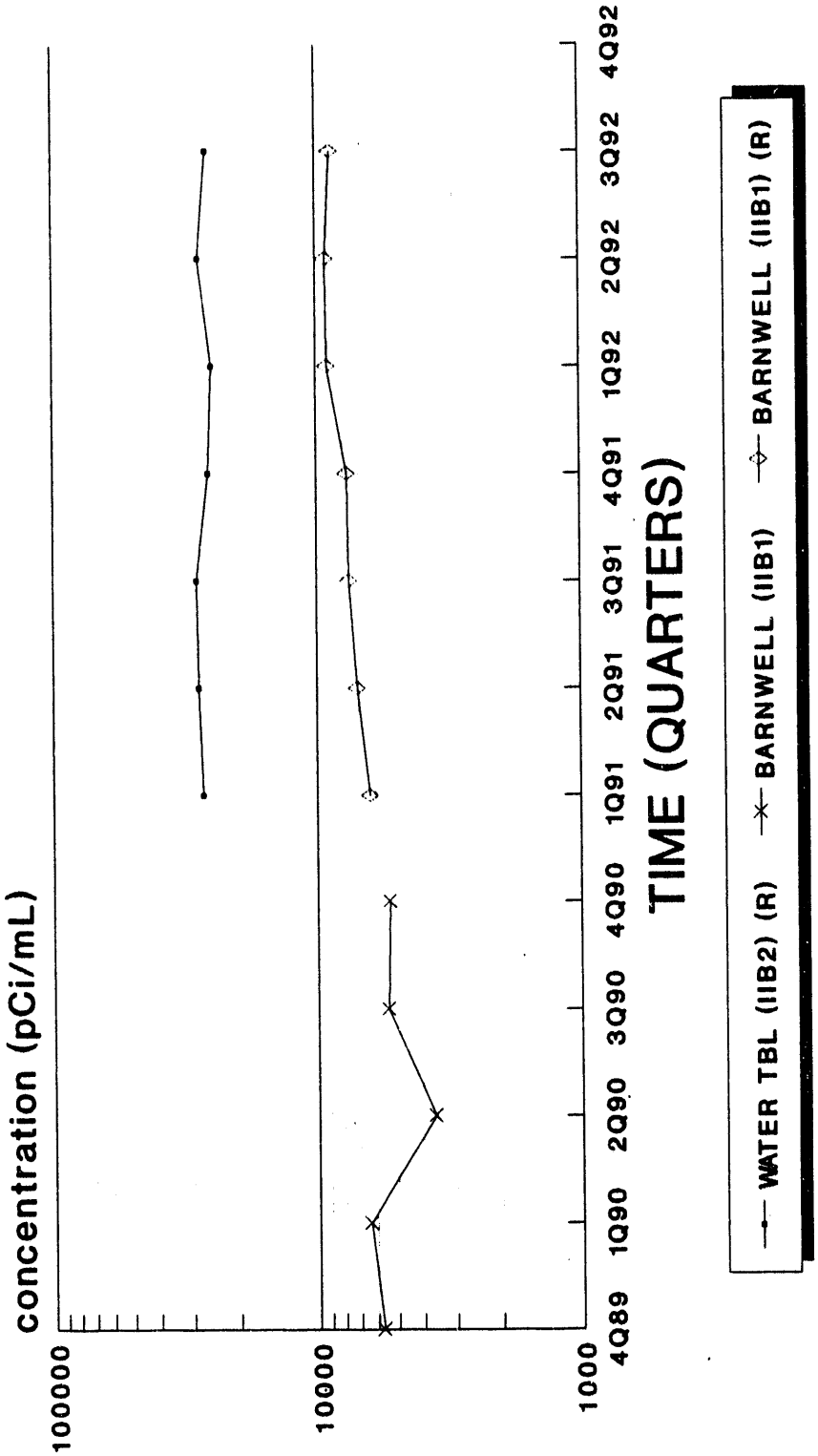

PDWS 20 pCi/mL
empty space denotes no data or dry well;
(R) denotes a replacement well

CLUSTER - FSB 96

Tritium

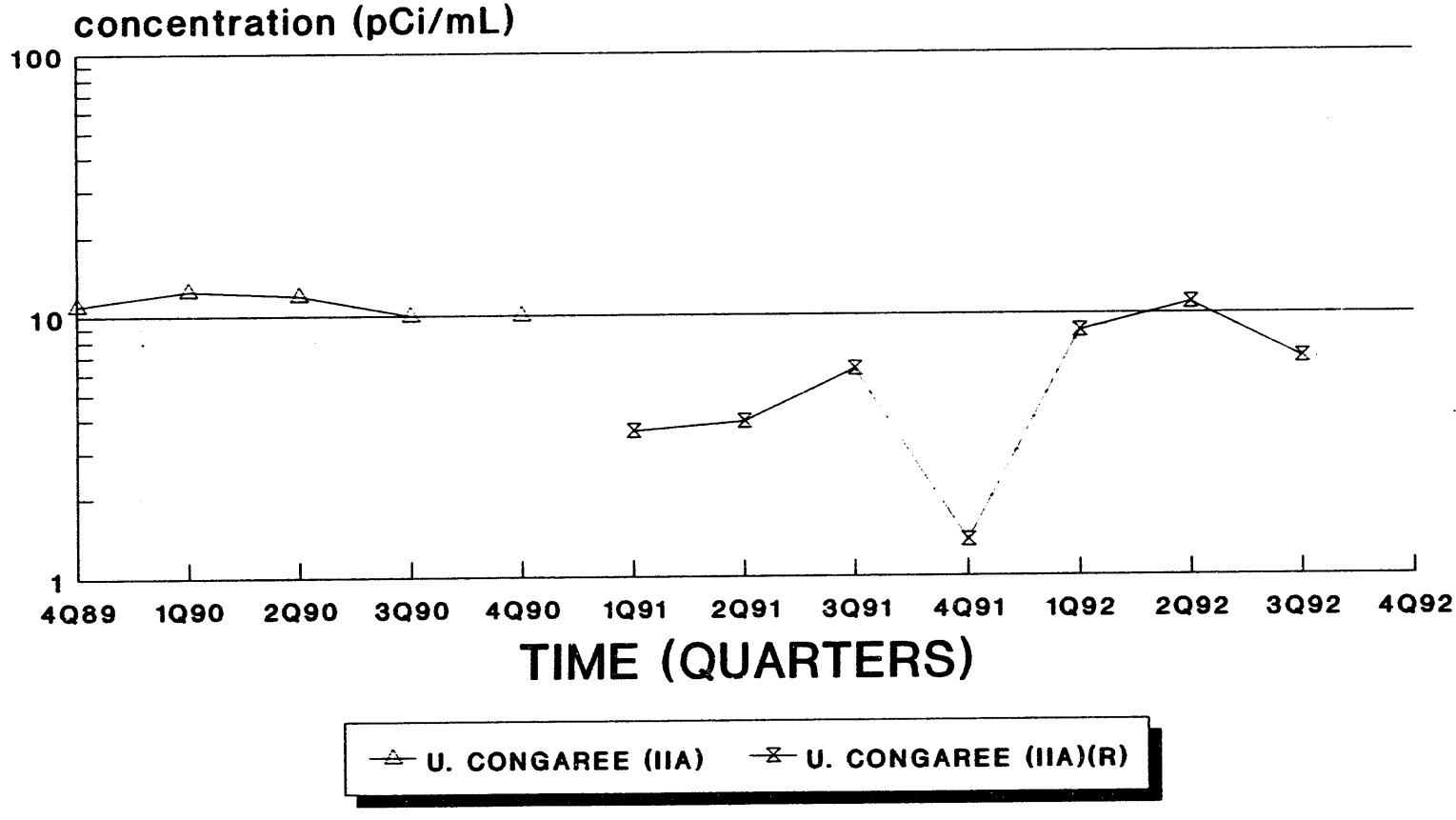

PDWS 20 pCi/mL
empty space denotes no data or dry well;
(R) denotes a replacement well

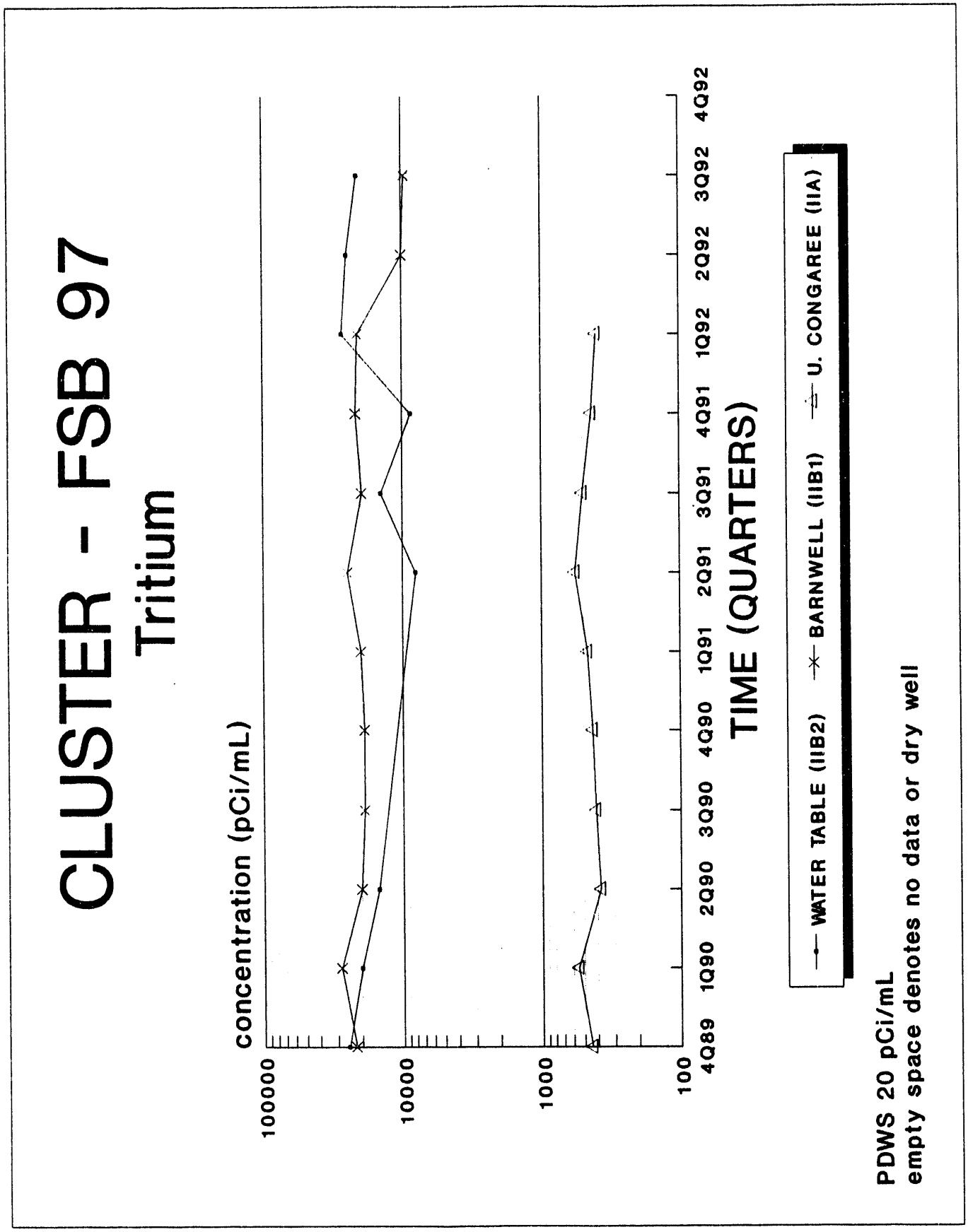
CLUSTER - FSB 97
Tritium
concentration (pCi/mL)
100000
10000
1000
100
4Q89
1Q90
2Q90
3Q90
4Q90
1Q91
2Q91
3Q91
4Q91
1Q92
2Q92
3Q92
4Q92
TIME (QUARTERS)
WATER TABLE (IIB2)
BARNWELL (IIB1)
U. CONGAREE (IIA)
PDWS 20 pCi/mL
empty space denotes no data or dry well

CLUSTER - FSB 98

Tritium

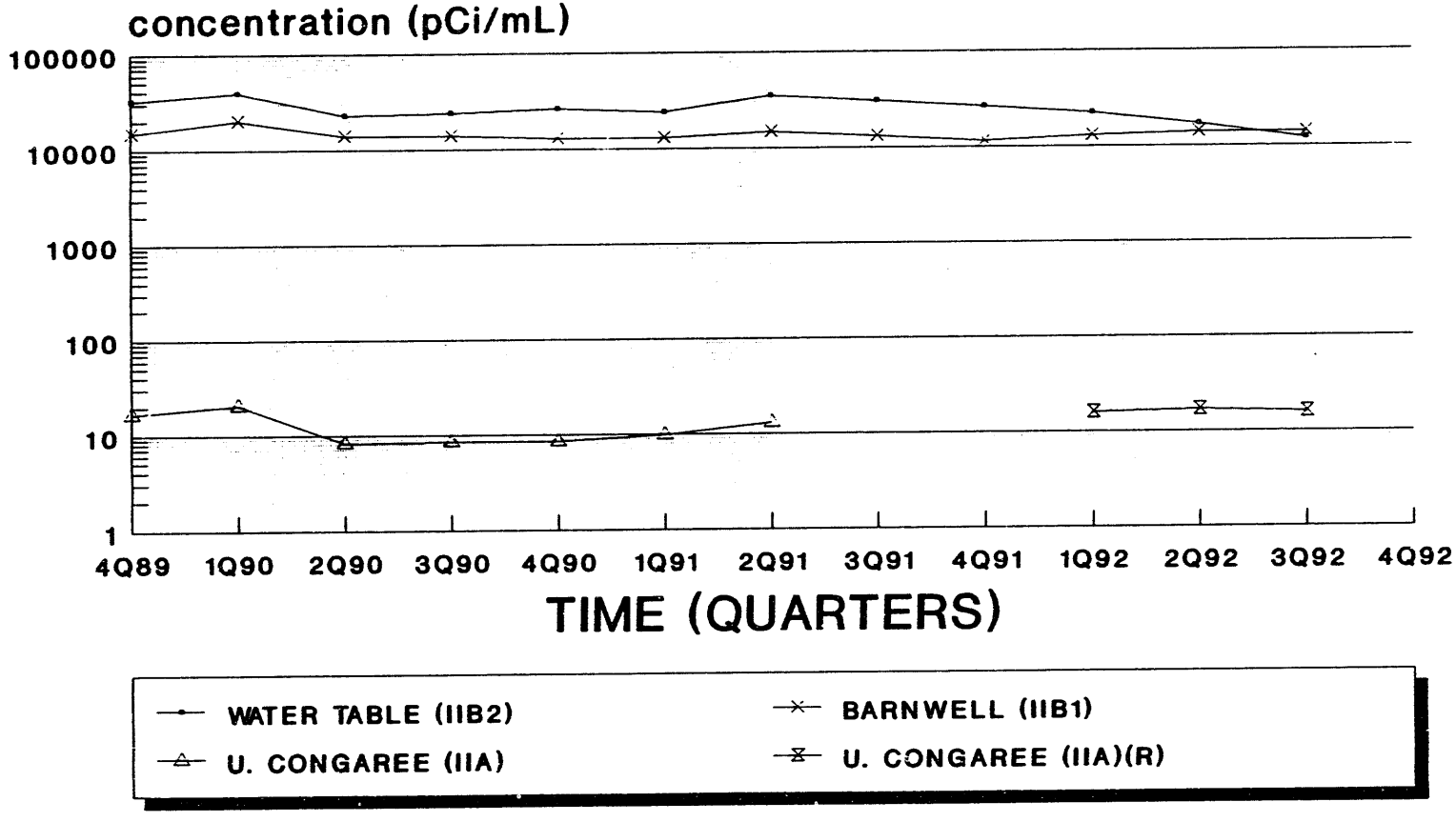

PDWS 20 pCi/mL
empty space denotes no data or dry well;
(R) denotes a replacement well

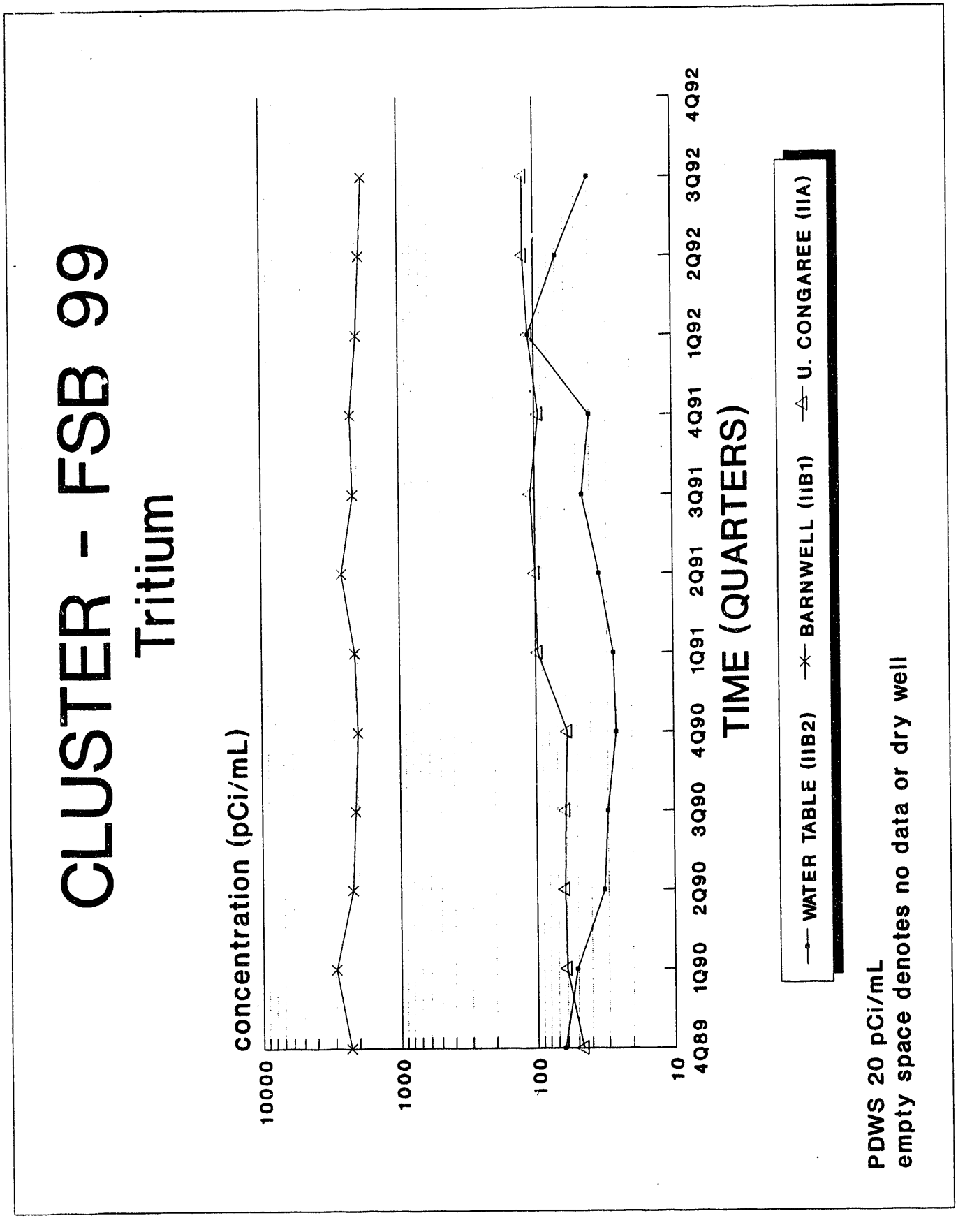
CLUSTER - FSB 99
Tritium
concentration (pCi/mL)
10000
1000
100
10
4Q89
1Q90
2Q90
3Q90
4Q90
1Q91
2Q91
3Q91
4Q91
1Q92
2Q92
3Q92
4Q92
TIME (QUARTERS)
WATER TABLE (IIB2)
BARNWELL (IIB1)
U. CONGAREE (IIA)
PDWS 20 pCi/mL
empty space denotes no data or dry well

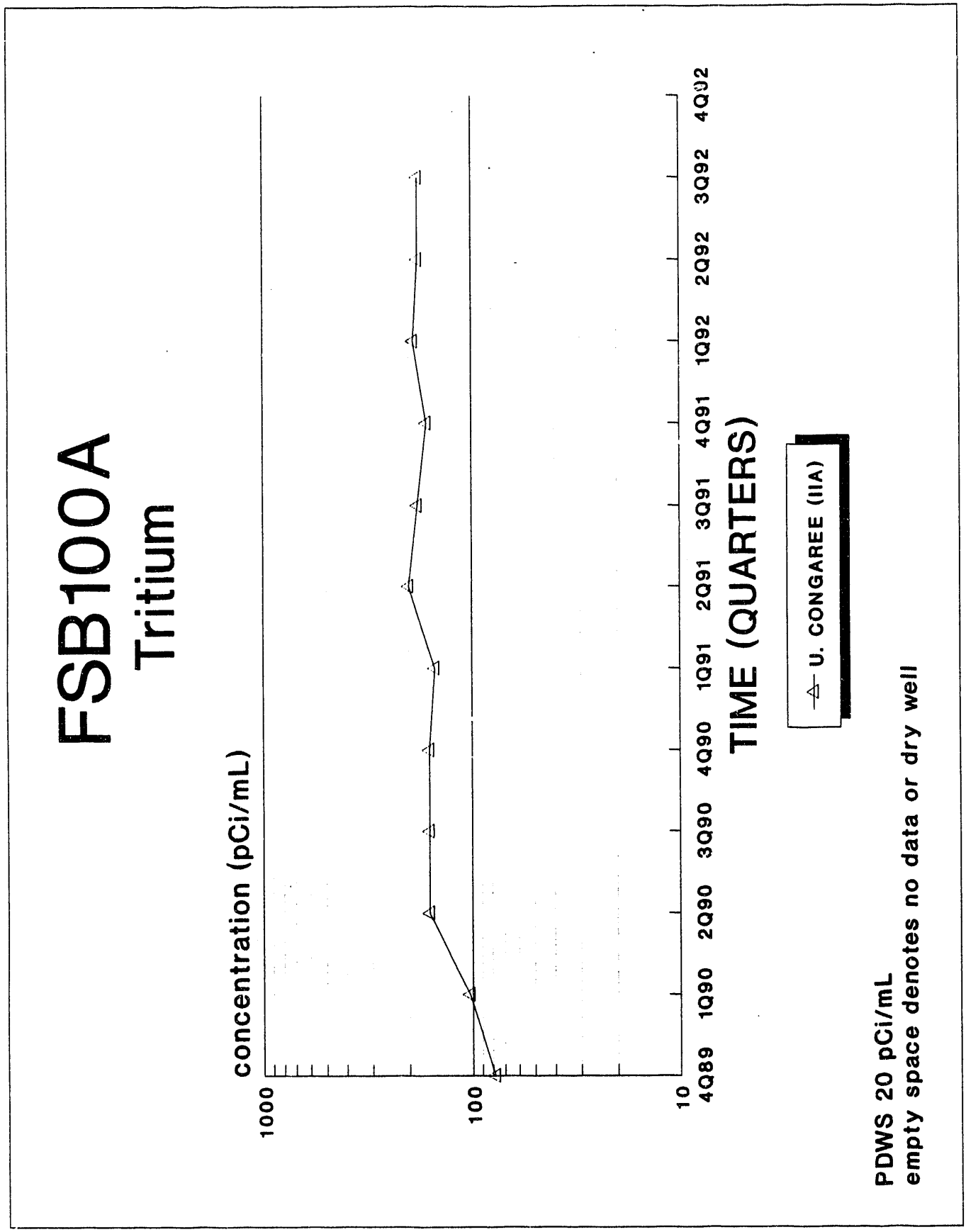
FSB100A
Tritium
concentration (pCi/mL)
1000
100
10
4Q89
1Q90
2Q90
3Q90
4Q90
1Q91
2Q91
3Q91
4Q91
1Q92
2Q92
3Q92
4Q92
TIME (QUARTERS)
U. CONGAREE (IIA)
PDWS 20 pCi/mL
empty space denotes no data or dry well

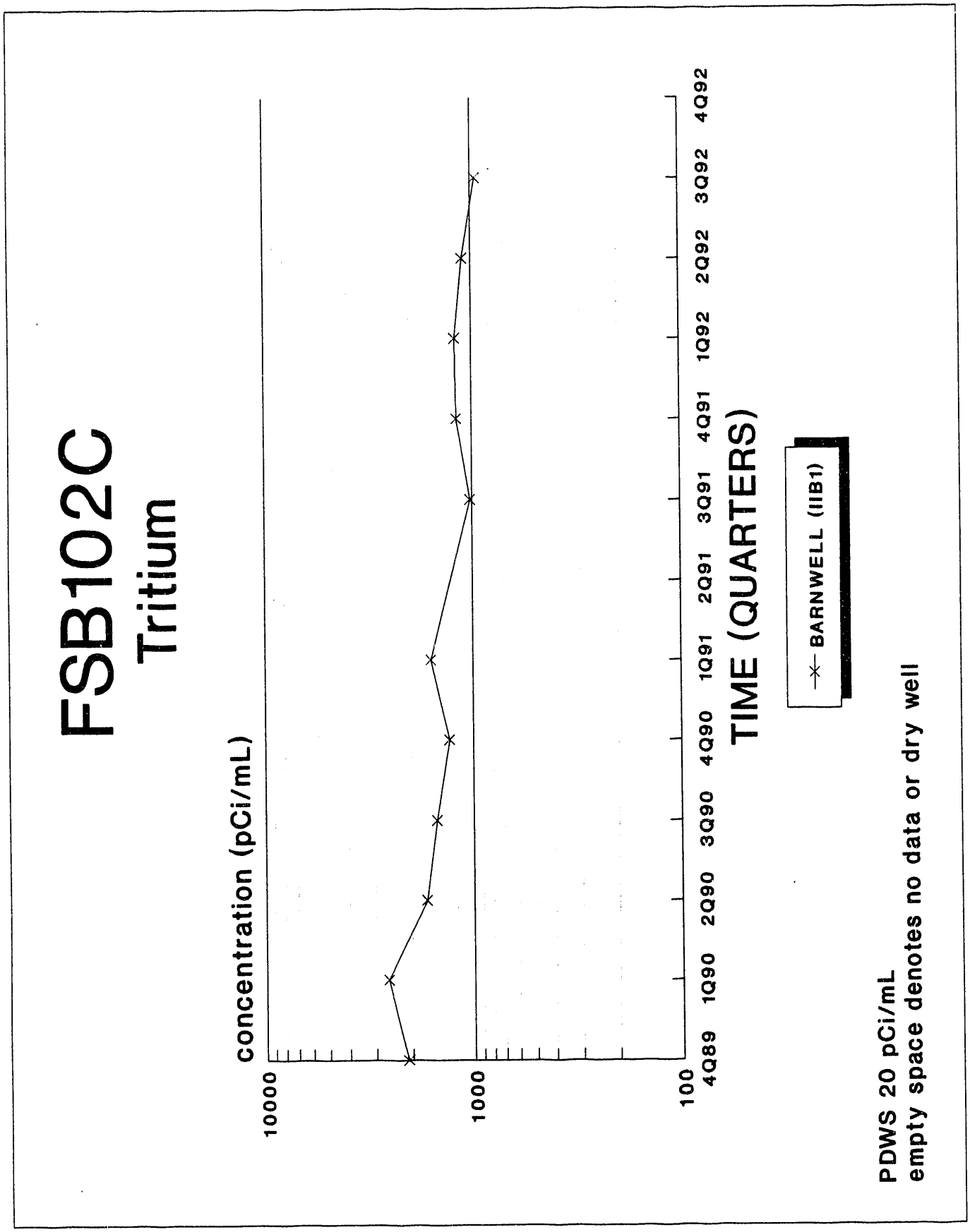
FSB102C
Tritium
concentration (pCi/mL)
10000
1000
100
4Q89
1Q90
2Q90
3Q90
4Q90
1Q91
2Q91
3Q91
4Q91
1Q92
2Q92
3Q92
4Q92
TIME (QUARTERS)
BARNWELL (IIB1)
PDWS 20 pCi/mL
empty space denotes no data or dry well

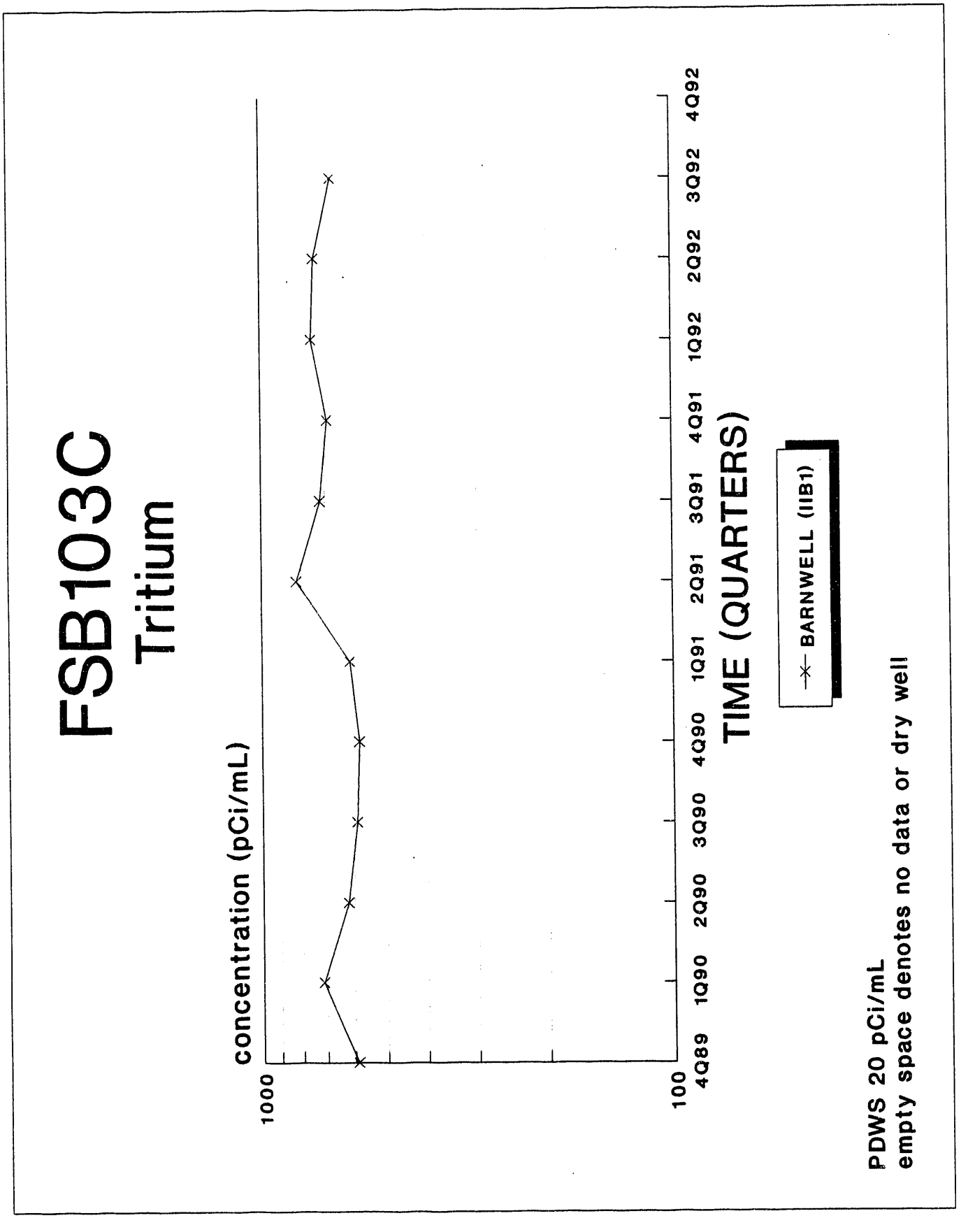
FSB103C
Tritium
concentration (pCi/mL)
1000
100
4Q89
1Q90
2Q90
3Q90
4Q90
1Q91
2Q91
3Q91
4Q91
1Q92
2Q92
3Q92
4Q92
TIME (QUARTERS)
BARNWELL (IIB1)
PDWS 20 pCi/mL
empty space denotes no data or dry well

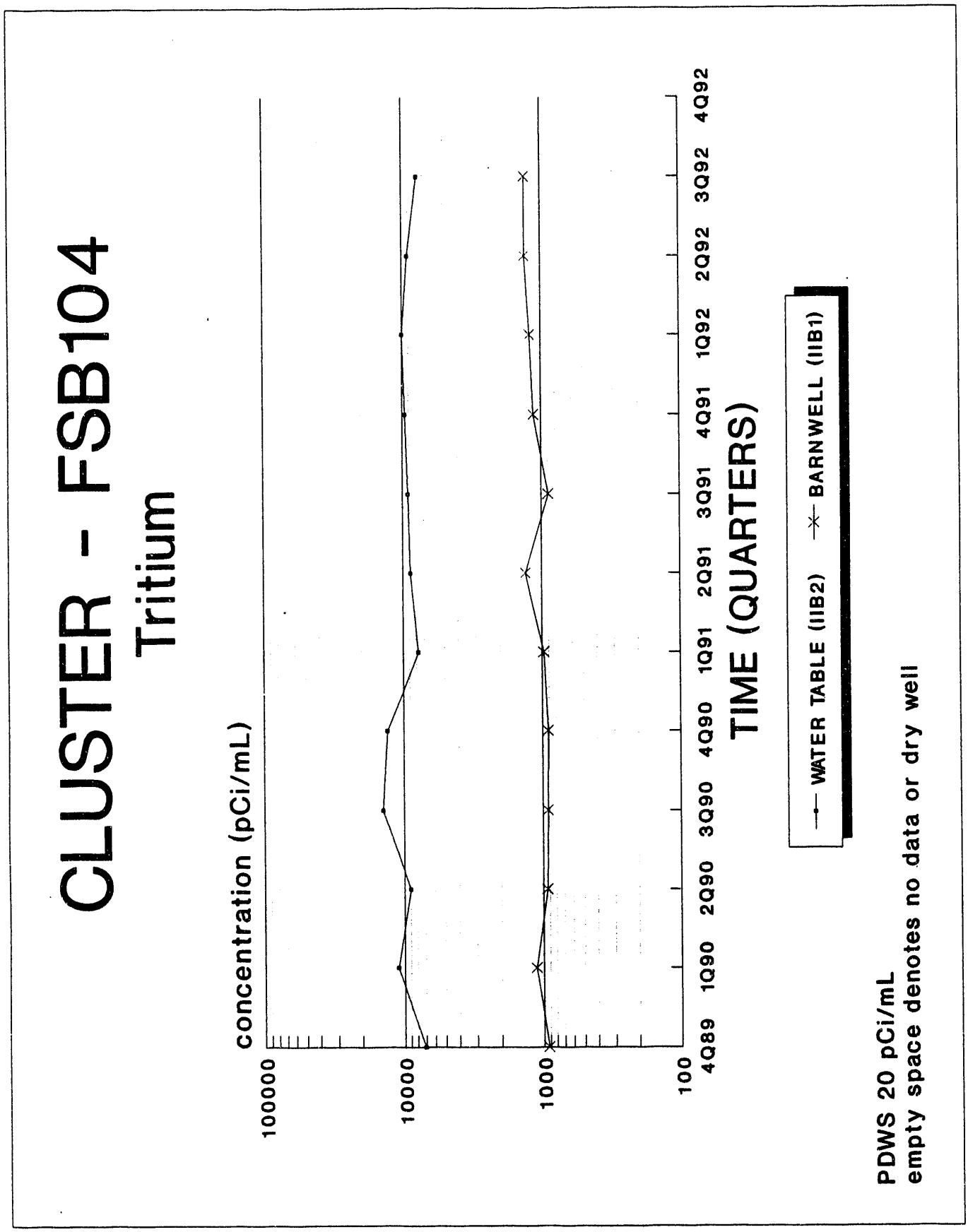
CLUSTER - FSB104
Tritium
concentration (pCi/mL)
100000
10000
1000
100
4Q89
1Q90
2Q90
3Q90
4Q90
1Q91
2Q91
3Q91
4Q91
1Q92
2Q92
3Q92
4Q92
TIME (QUARTERS)
WATER TABLE (IIB2)
BARNWELL (IIB1)
PDWS 20 pCi/mL
empty space denotes no data or dry well

CLUSTER - FSB105

Tritium

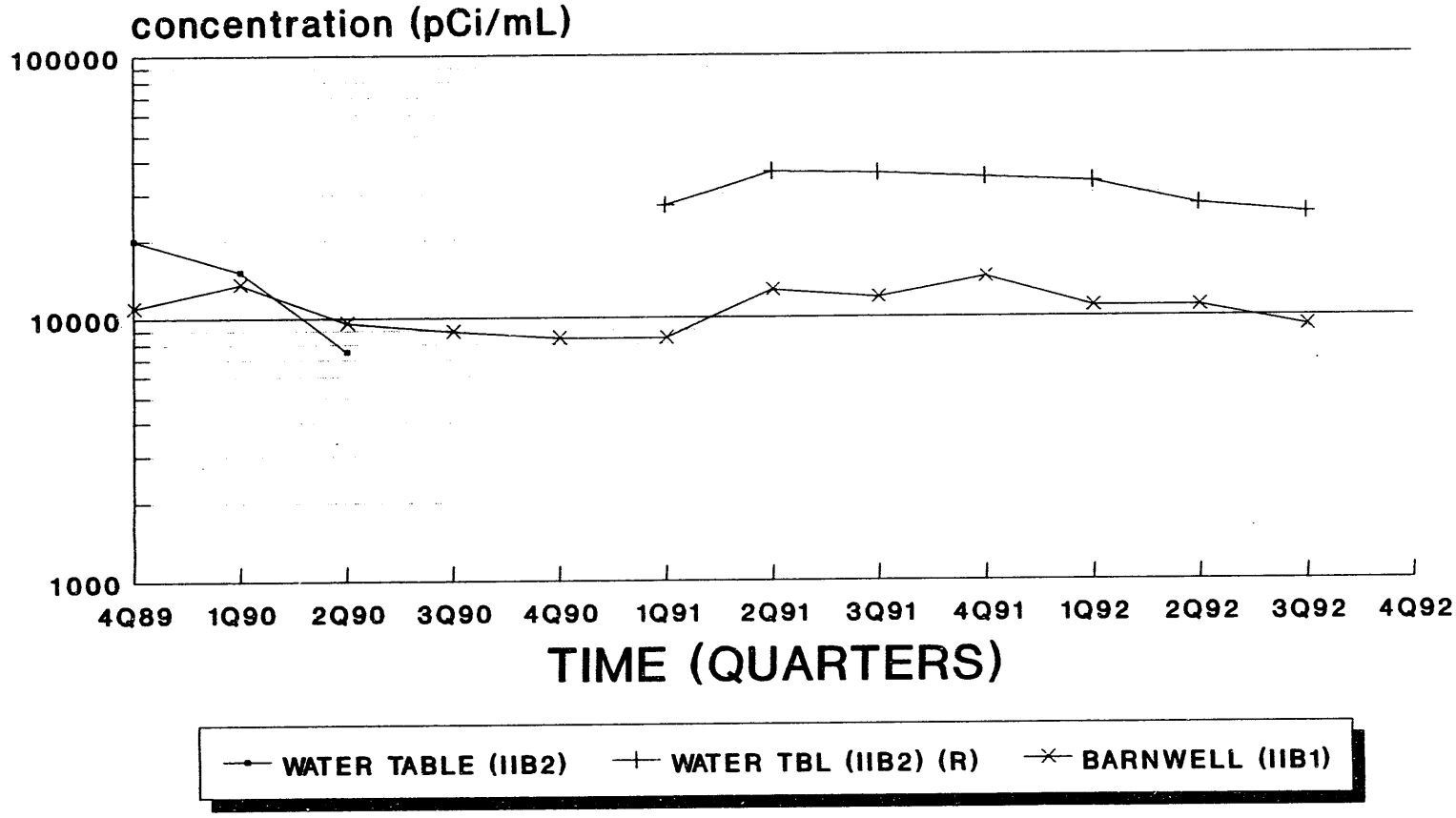

PDWS 20 pCi/mL
empty space denotes no data or dry well;
(R) denotes a replacement well

CLUSTER - FSB106

Tritium

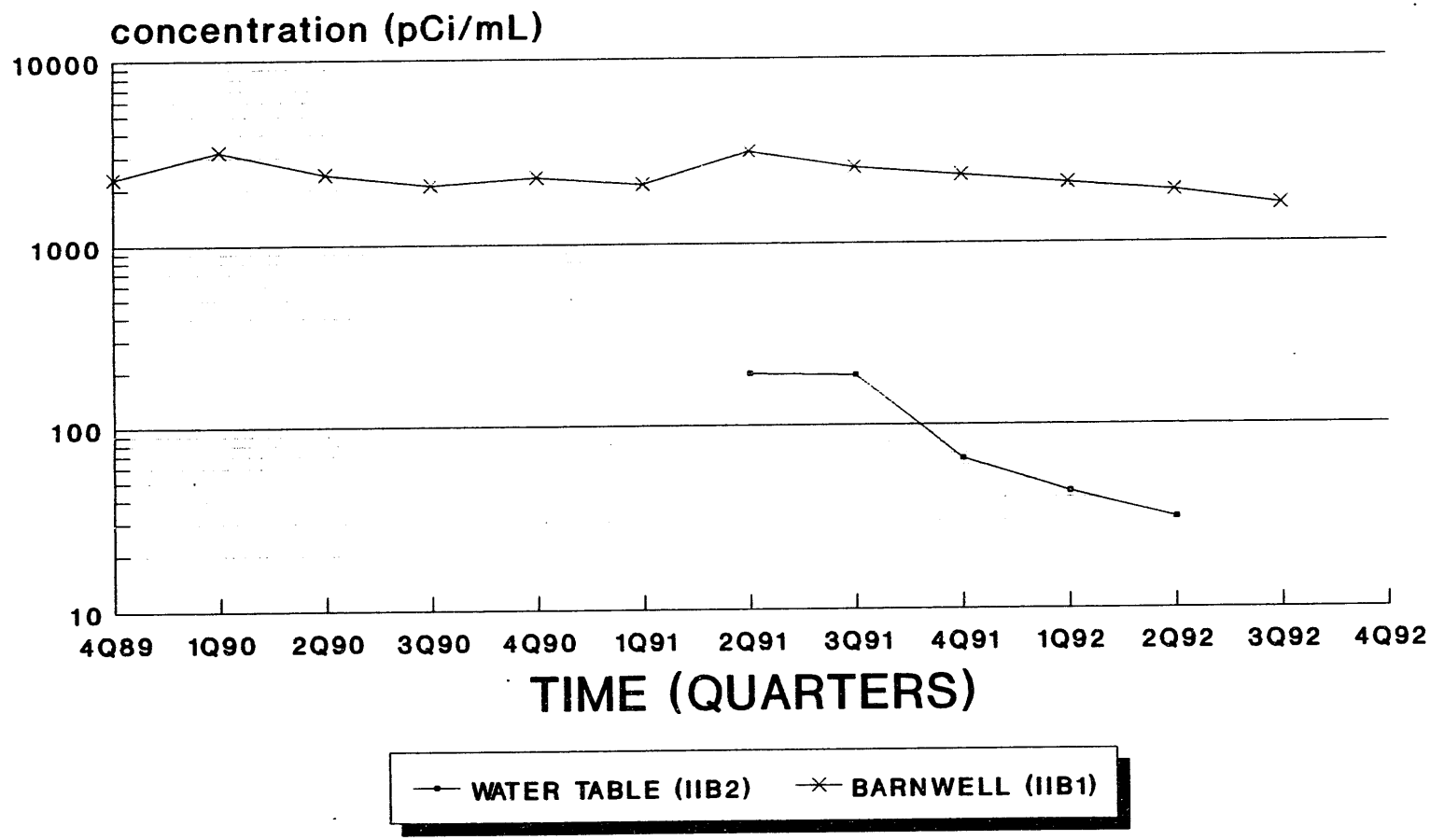

PDWS 20 pCi/mL
empty space denotes no data or dry well

CLUSTER - FSB107
Tritium



PDWS 20 pCi/mL
empty space denotes no data or dry well

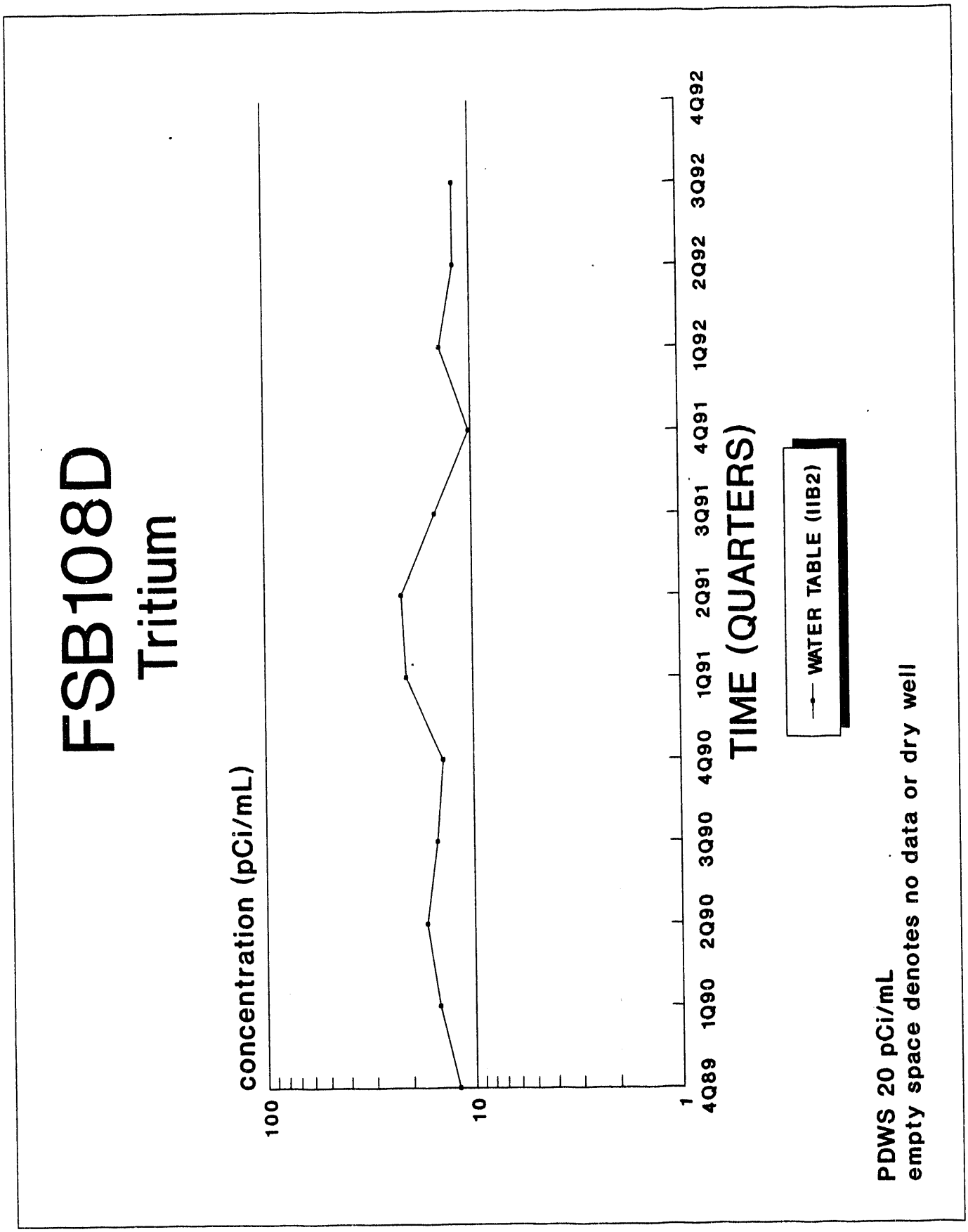
FSB108D
Tritium
concentration (pCi/mL)
100
10
1
4Q89
1Q90
2Q90
3Q90
4Q90
1Q91
2Q91
3Q91
4Q91
1Q92
2Q92
3Q92
4Q92
TIME (QUARTERS)
WATER TABLE (IIB2)
PDWS 20 pCi/mL
empty space denotes no data or dry well

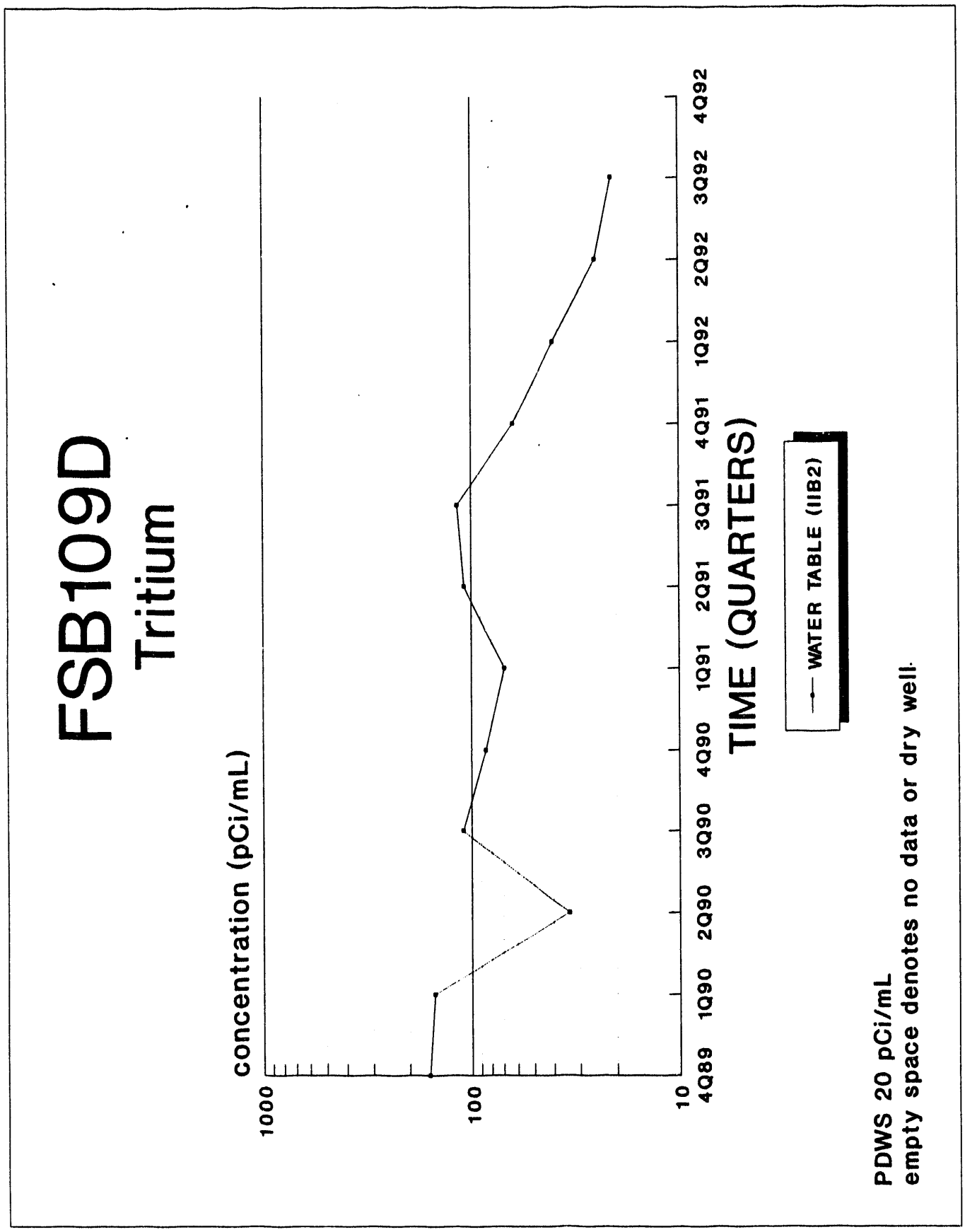
FSB109D
Tritium
concentration (pCi/mL)
1000
100
10
4Q89
1Q90
2Q90
3Q90
4Q90
1Q91
2Q91
3Q91
4Q91
1Q92
2Q92
3Q92
4Q92
TIME (QUARTERS)
WATER TABLE (IIB2)
PDWS 20 pCi/mL
empty space denotes no data or dry well.

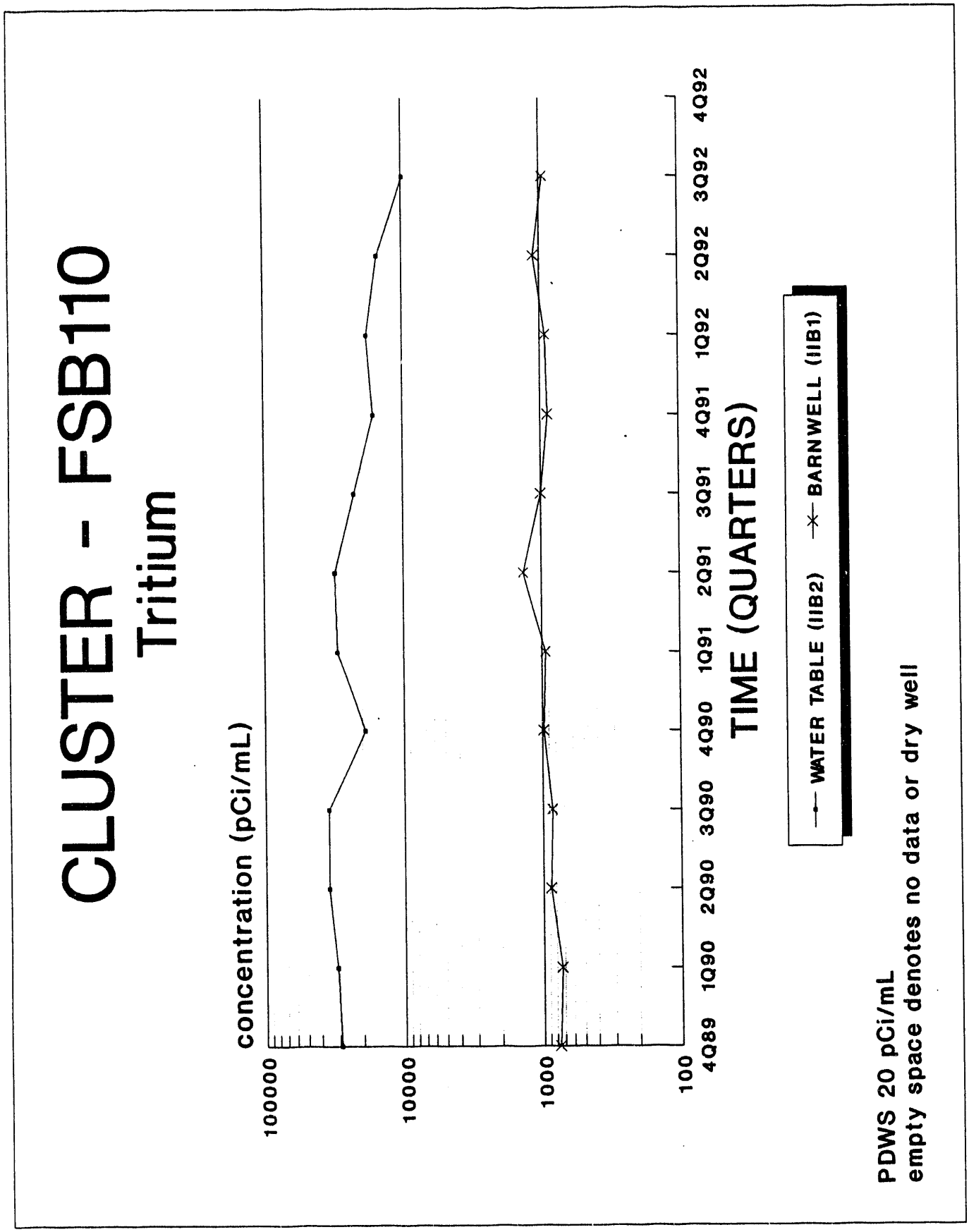
CLUSTER - FSB110
Tritium
concentration (pCi/mL)
100000
10000
1000
100
4Q89
1Q90
2Q90
3Q90
4Q90
1Q91
2Q91
3Q91
4Q91
1Q92
2Q92
3Q92
4Q92
TIME (QUARTERS)
WATER TABLE (IIB2)
BARNWELL (IIB1)
PDWS 20 pCi/mL
empty space denotes no data or dry well

CLUSTER - FSB111

Tritium

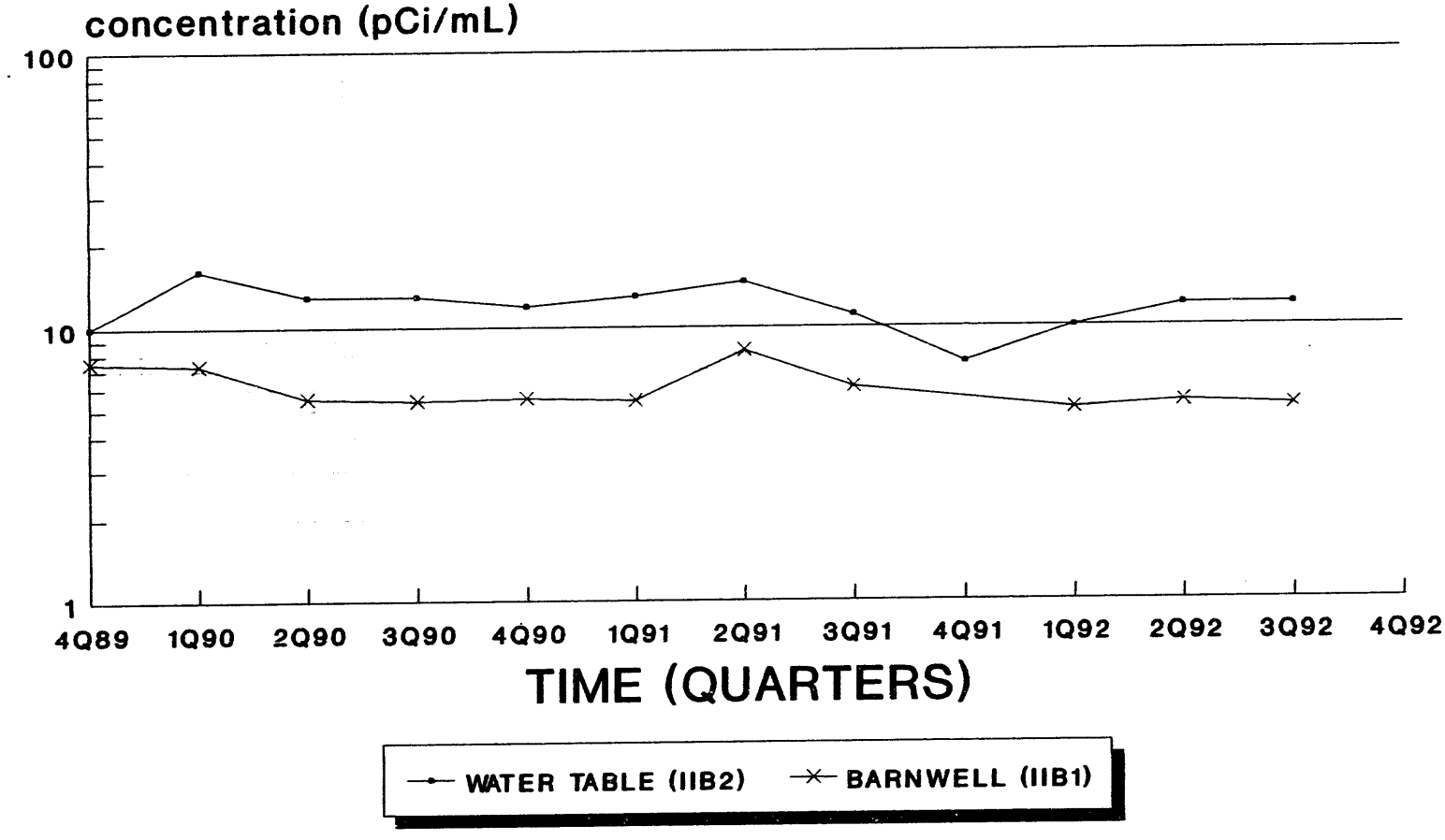

PDWS 20 pCi/mL
empty space denotes no data or dry well

CLUSTER - FSB112
Tritium

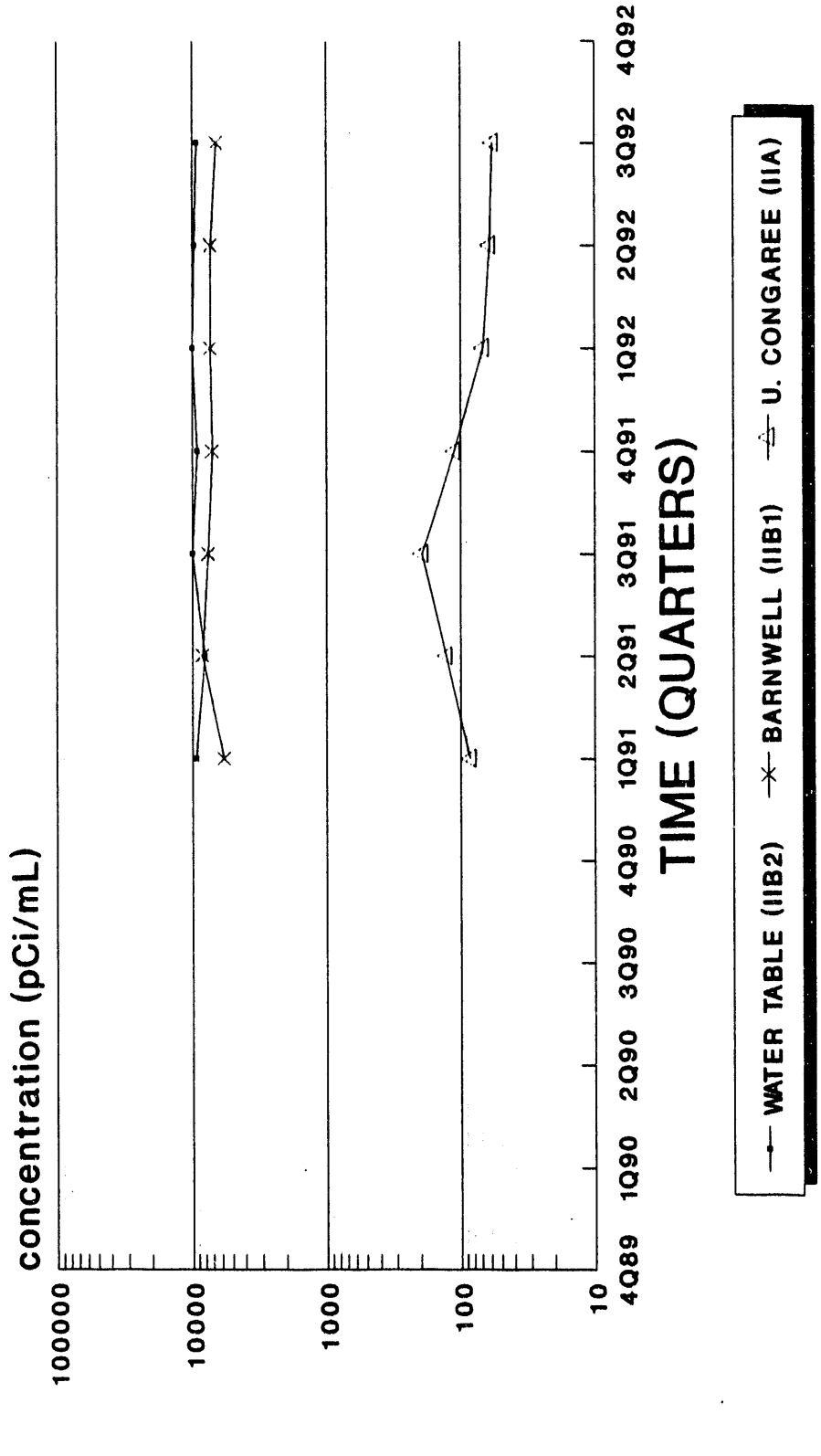

PDWS 20 pCi/mL
empty space denotes no data or dry well

CLUSTER - FSB113

Tritium

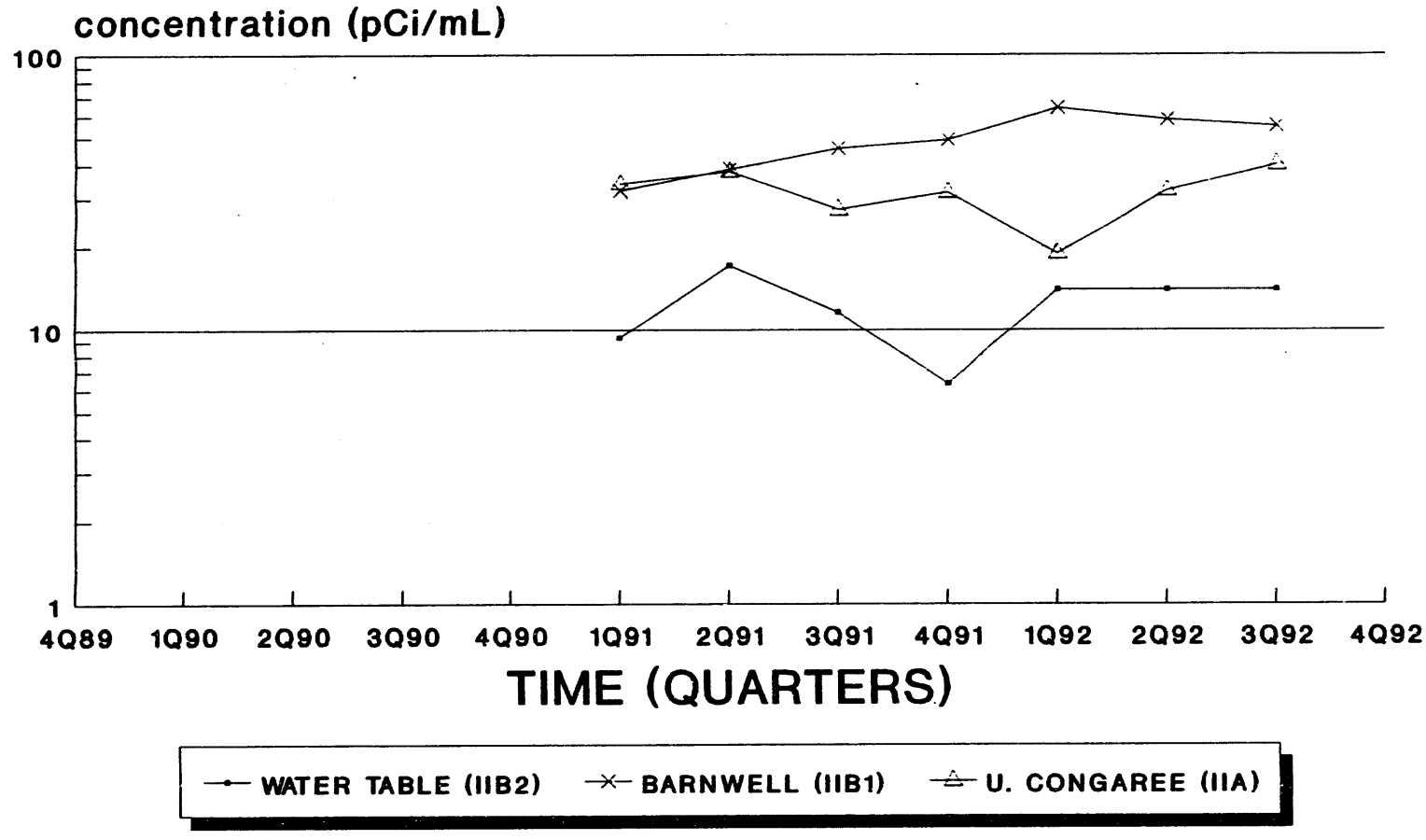

PDWS 20 pCi/mL
empty space denotes no data or dry well

CLUSTER - FSB114

Tritium

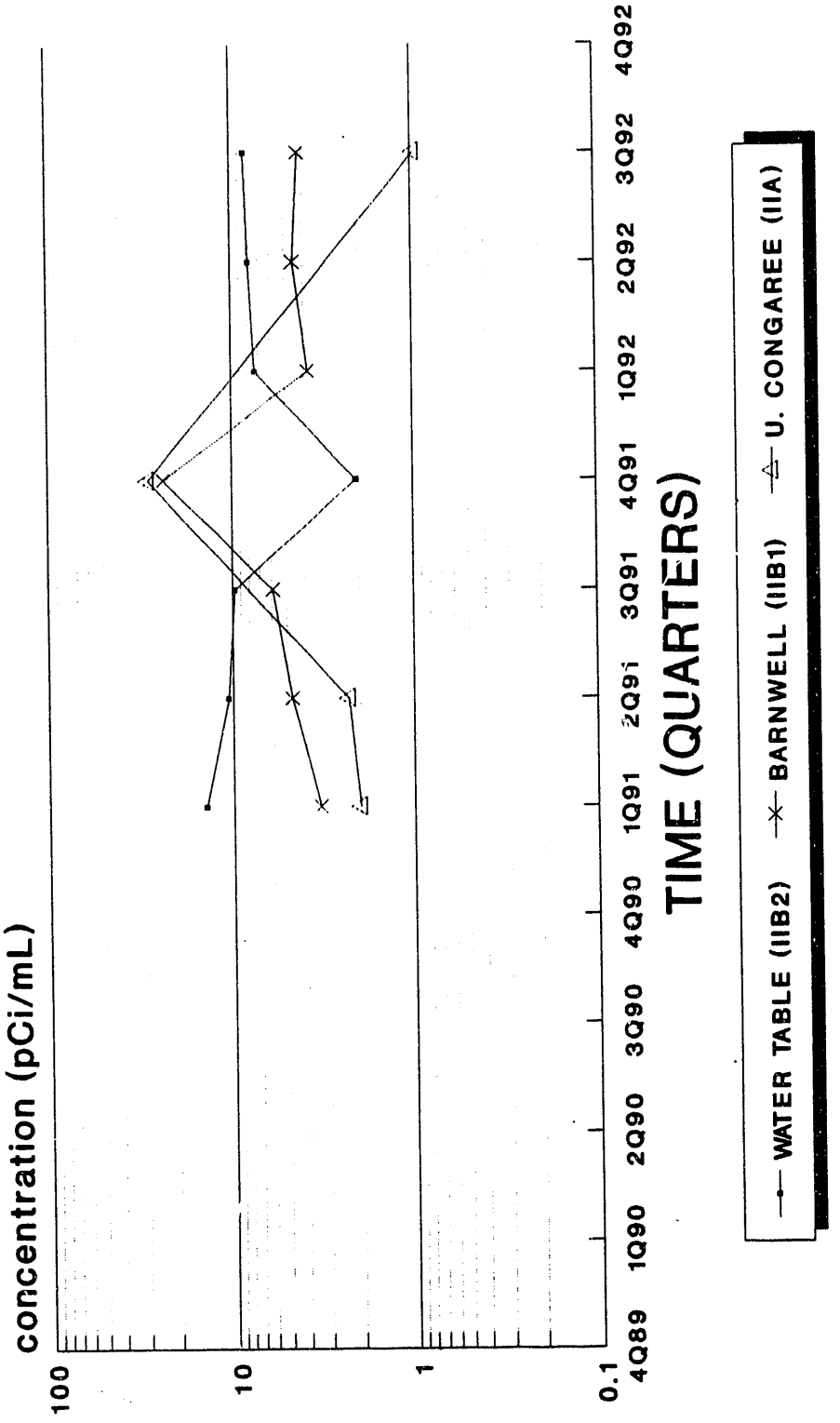

PDWS 20 pCi/mL
empty space denotes no data or dry well

CLUSTER - FSB115
Tritium



PDWS 20 pCi/mL
empty space denotes no data or dry well

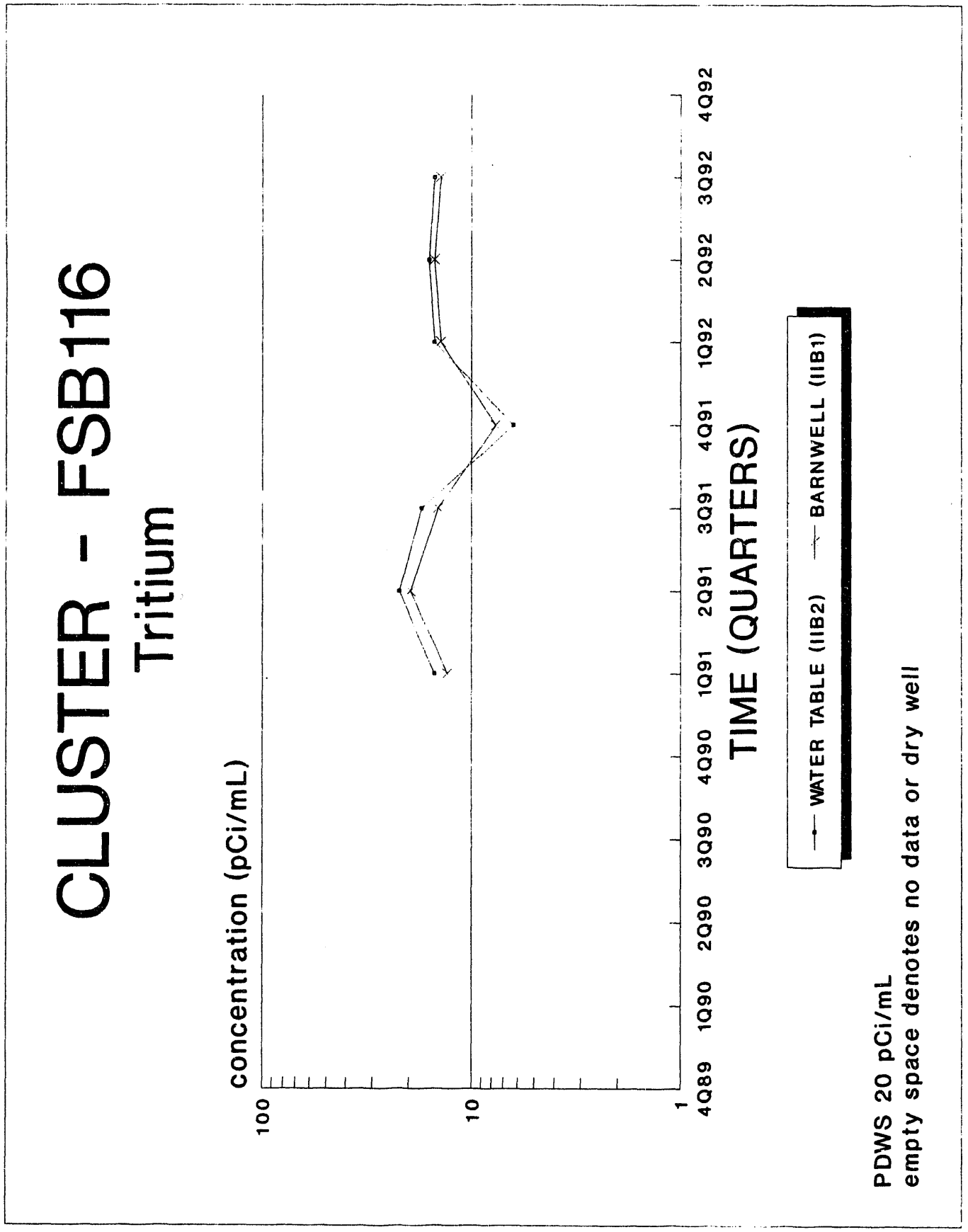
CLUSTER - FSB116
Tritium
concentration (pCi/mL)
100
10
1
4Q89
1Q90
2Q90
3Q90
4Q90
1Q91
2Q91
3Q91
4Q91
1Q92
2Q92
3Q92
4Q92
TIME (QUARTERS)
WATER TABLE (IIB2)
BARNWELL (IIB1)
PDWS 20 pCi/mL
empty space denotes no data or dry well

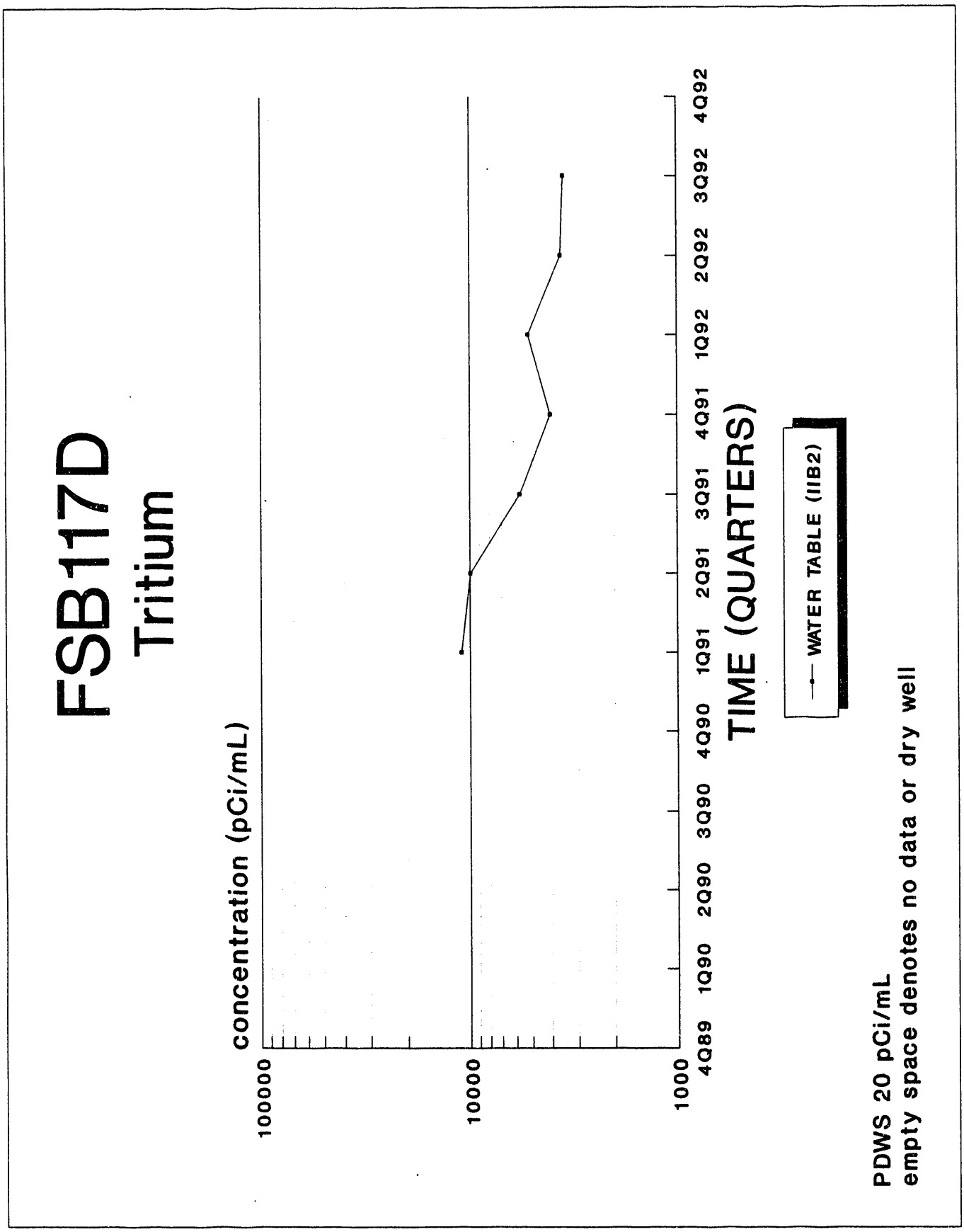
FSB117D
Tritium
concentration (pCi/mL)
100000
10000
1000
4Q89
1Q90
2Q90
3Q90
4Q90
1Q91
2Q91
3Q91
4Q91
1Q92
2Q92
3Q92
4Q92
TIME (QUARTERS)
WATER TABLE (IIB2)
PDWS 20 pCi/mL
empty space denotes no data or dry well

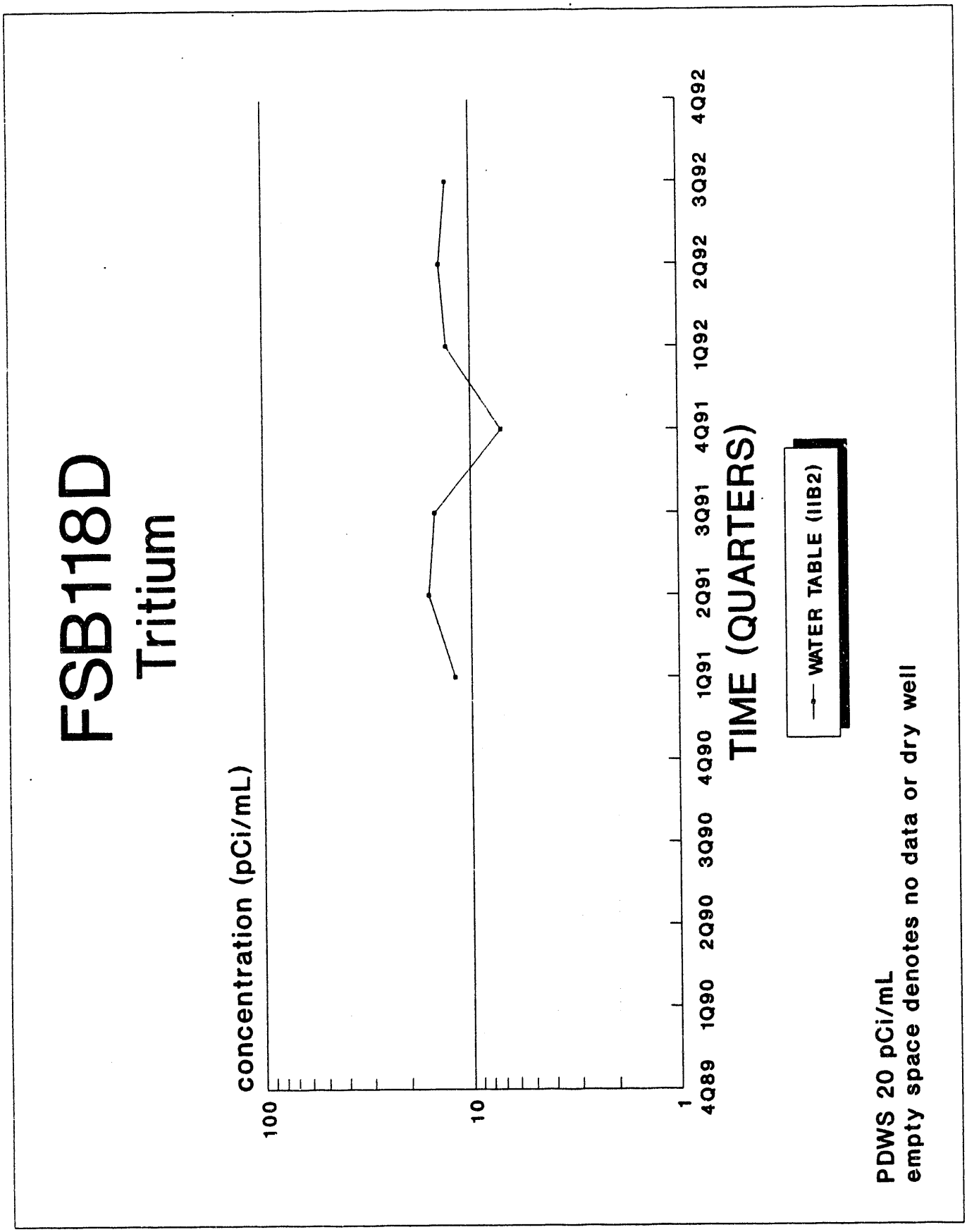
FSB118D
Tritium
concentration (pCi/mL)
100
10
1
4Q89
1Q90
2Q90
3Q90
4Q90
1Q91
2Q91
3Q91
4Q91
1Q92
2Q92
3Q92
4Q92
TIME (QUARTERS)
WATER TABLE (IIB2)
PDWS 20 pCi/mL
empty space denotes no data or dry well

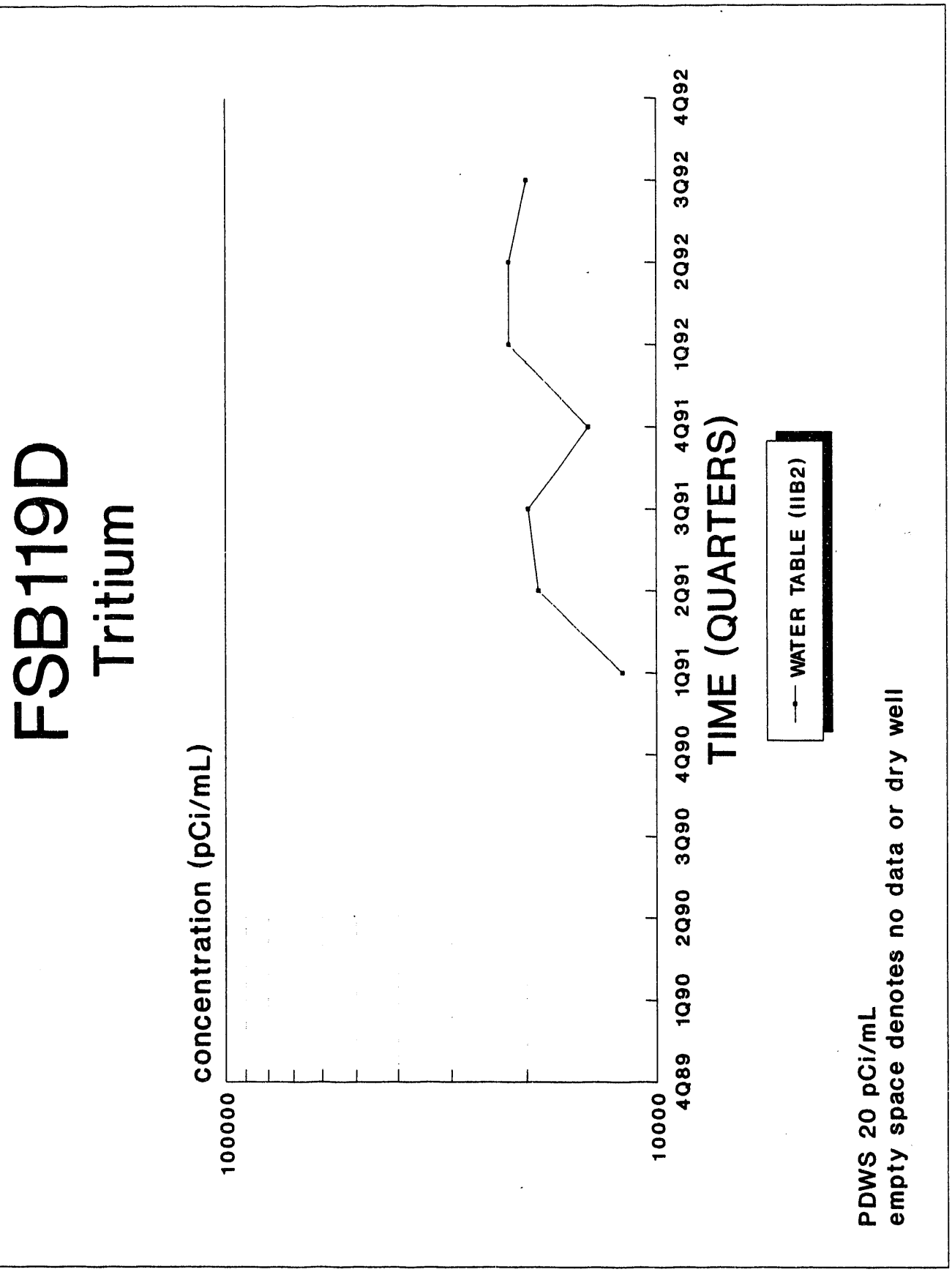
FSB119D
Tritium
concentration (pCi/mL)
100000
10000
4Q89
1Q90
2Q90
3Q90
4Q90
1Q91
2Q91
3Q91
4Q91
1Q92
2Q92
3Q92
4Q92
TIME (QUARTERS)
WATER TABLE (IIB2)
PDWS 20 pCi/mL
empty space denotes no data or dry well

CLUSTER - FSB120

Tritium

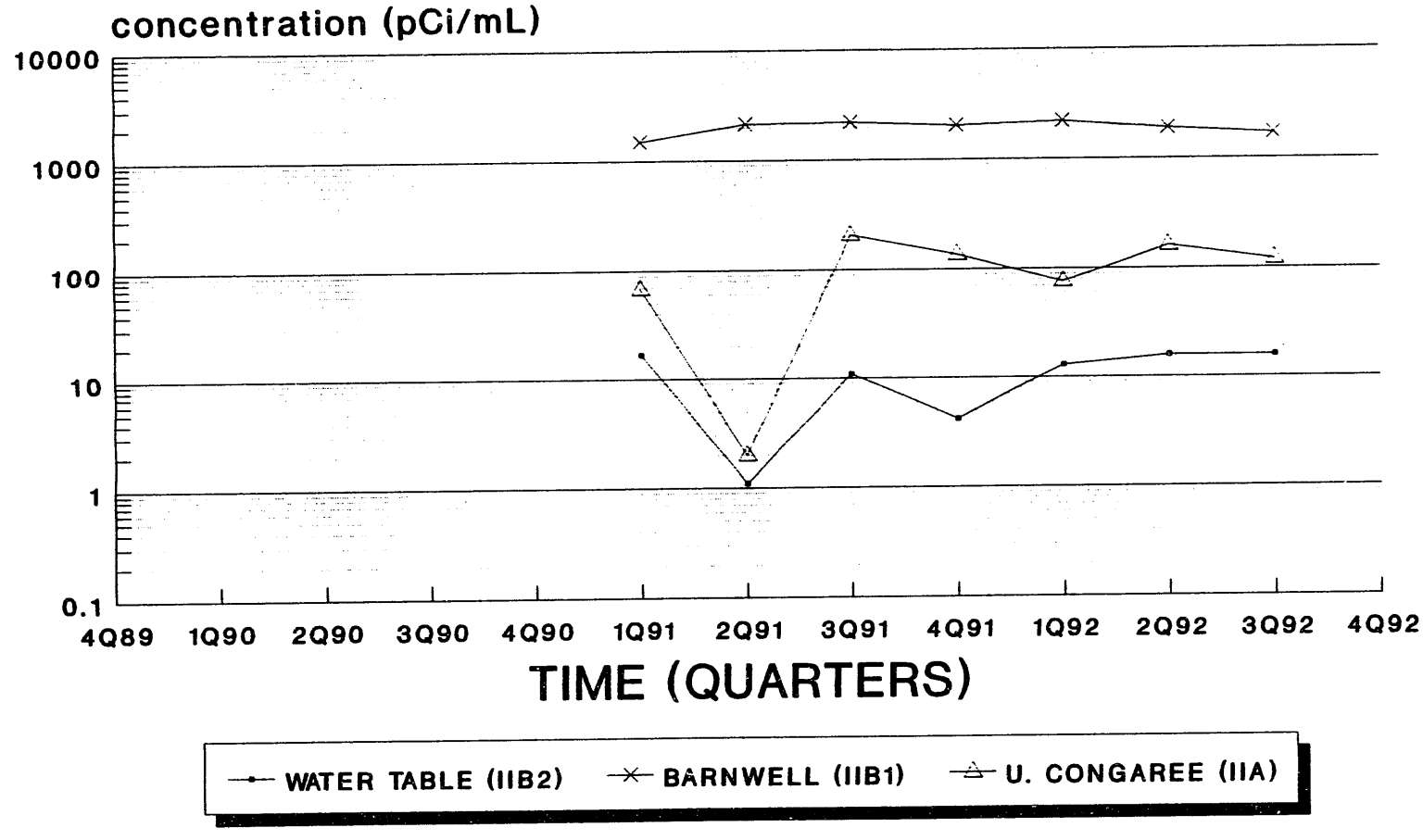

PDWS 20 pCi/mL
empty space denotes no data or dry well

CLUSTER - FSB121

Tritium



PDWS 20 pCi/mL
empty space denotes no data or dry well

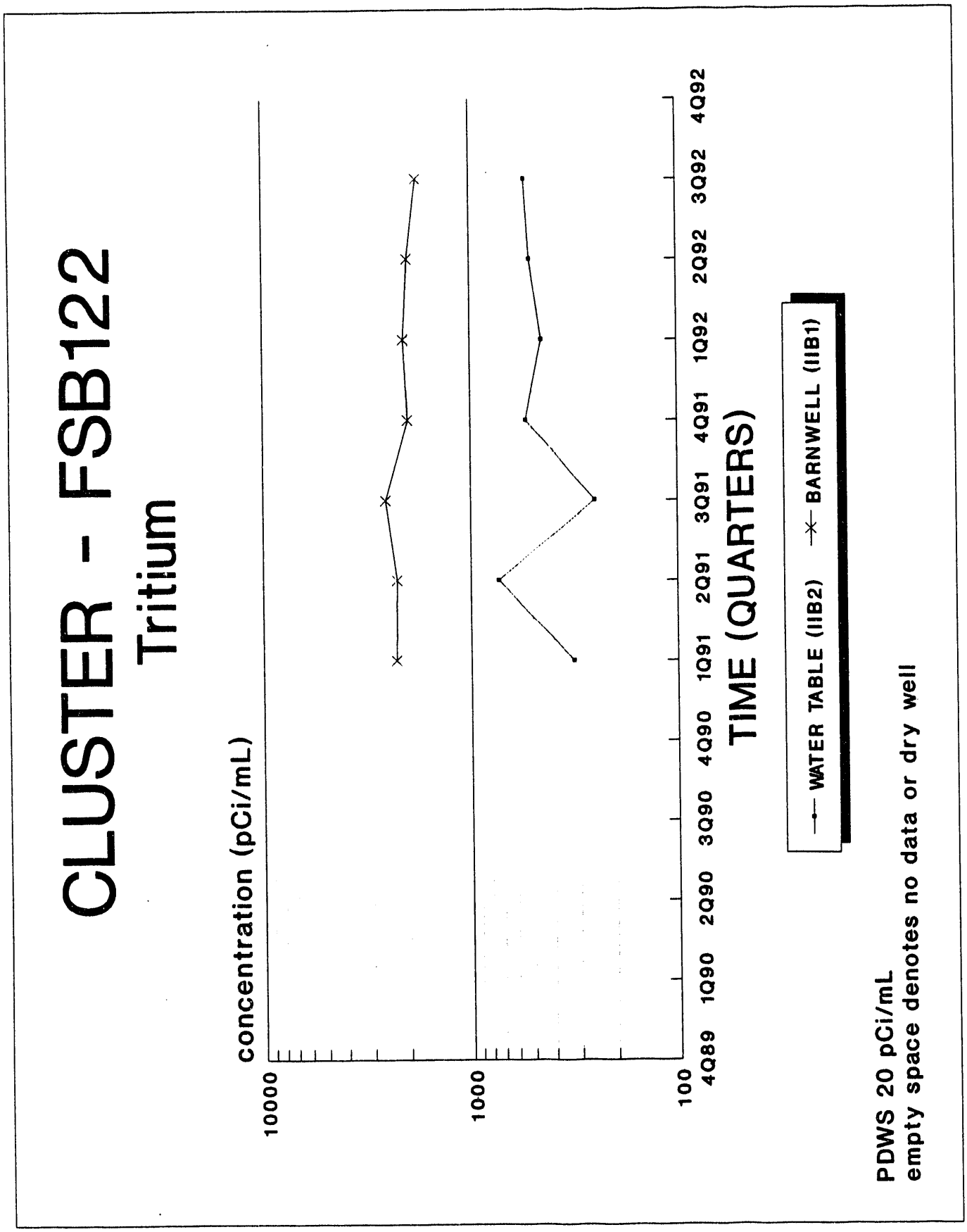
CLUSTER - FSB122
Tritium
concentration (pCi/mL)
10000
1000
100
4Q89
1Q90
2Q90
3Q90
4Q90
1Q91
2Q91
3Q91
4Q91
1Q92
2Q92
3Q92
4Q92
TIME (QUARTERS)
WATER TABLE (IIB2)
BARNWELL (IIB1)
PDWS 20 pCi/mL
empty space denotes no data or dry well

CLUSTER - FSB123

Tritium

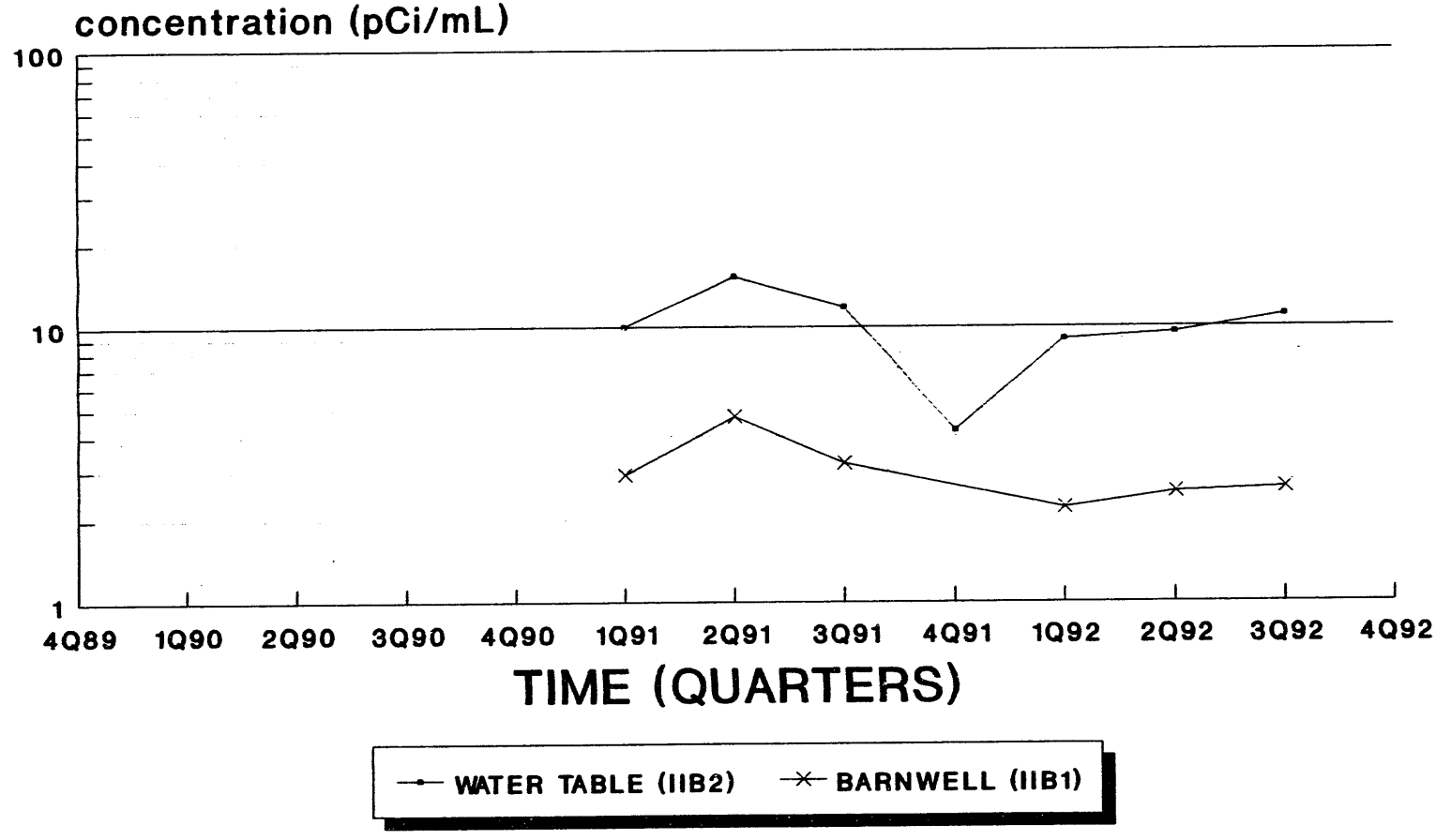

PDWS 20 pCi/mL
empty space denotes no data or dry well

Appendix G – Hydrographs

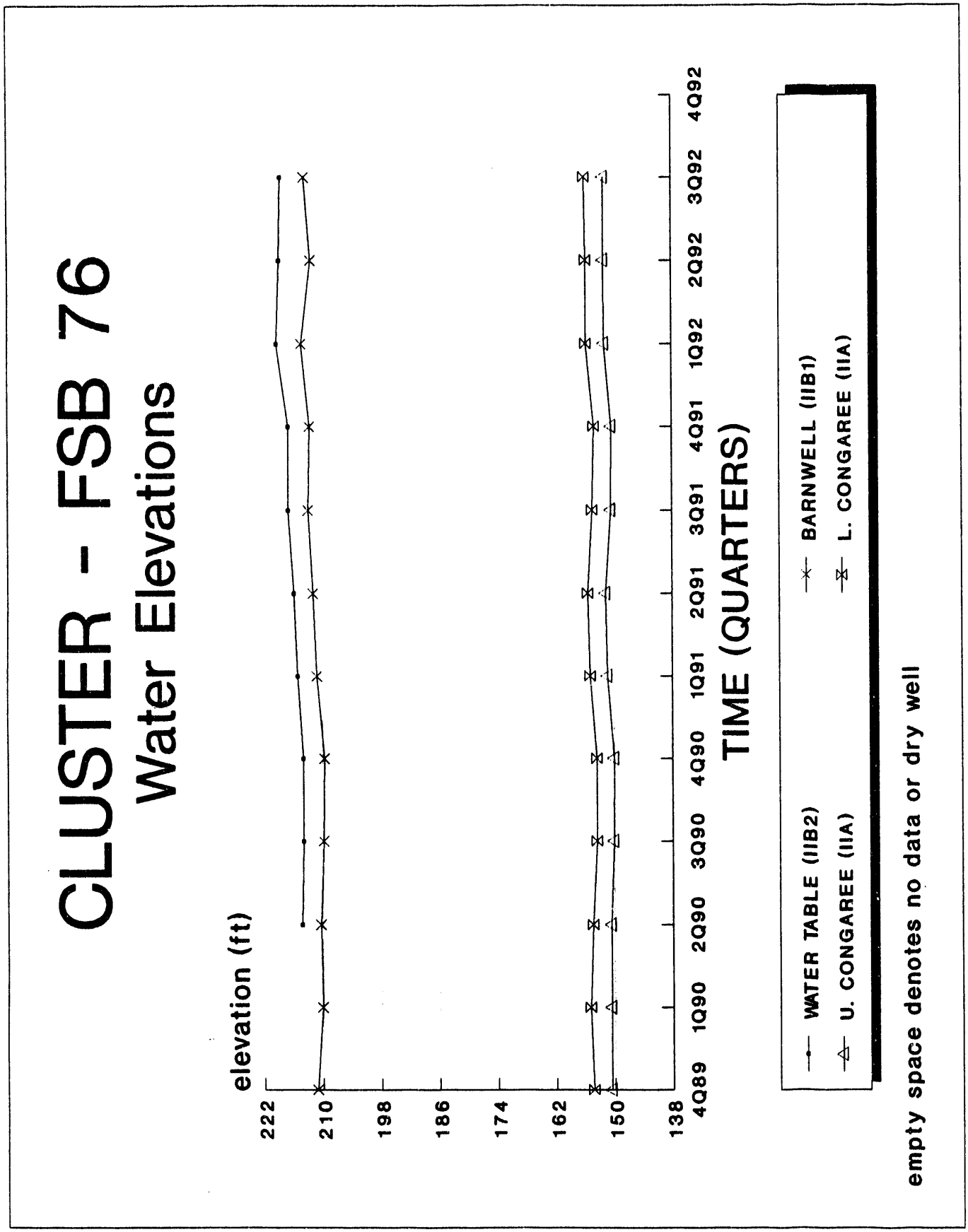
CLUSTER - FSB 76
Water Elevations
elevation (ft)
222
210
198
186
174
162
150
138
4Q89
1Q90
2Q90
3Q90
4Q90
1Q91
2Q91
3Q91
4Q91
1Q92
2Q92
3Q92
4Q92
TIME (QUARTERS)
WATER TABLE (IIB2)
U. CONGAREE (IIA)
BARNWELL (IIB1)
L. CONGAREE (IIA)
empty space denotes no data or dry well

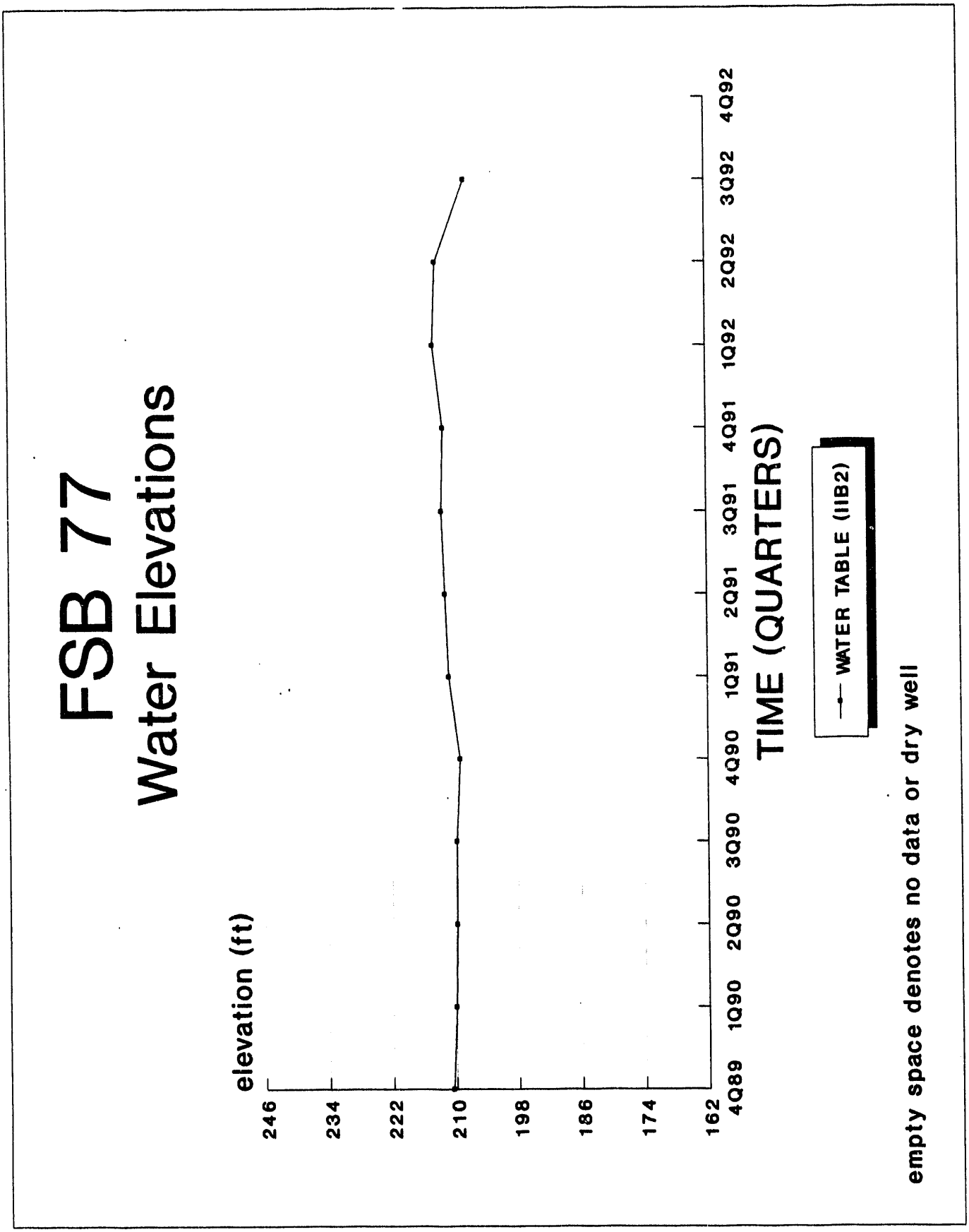
FSB 77
Water Elevations
elevation (ft)
246
234
222
210
198
186
174
162
4Q89
1Q90
2Q90
3Q90
4Q90
1Q91
2Q91
3Q91
4Q91
1Q92
2Q92
3Q92
4Q92
TIME (QUARTERS)
WATER TABLE (IIB2)
empty space denotes no data or dry well

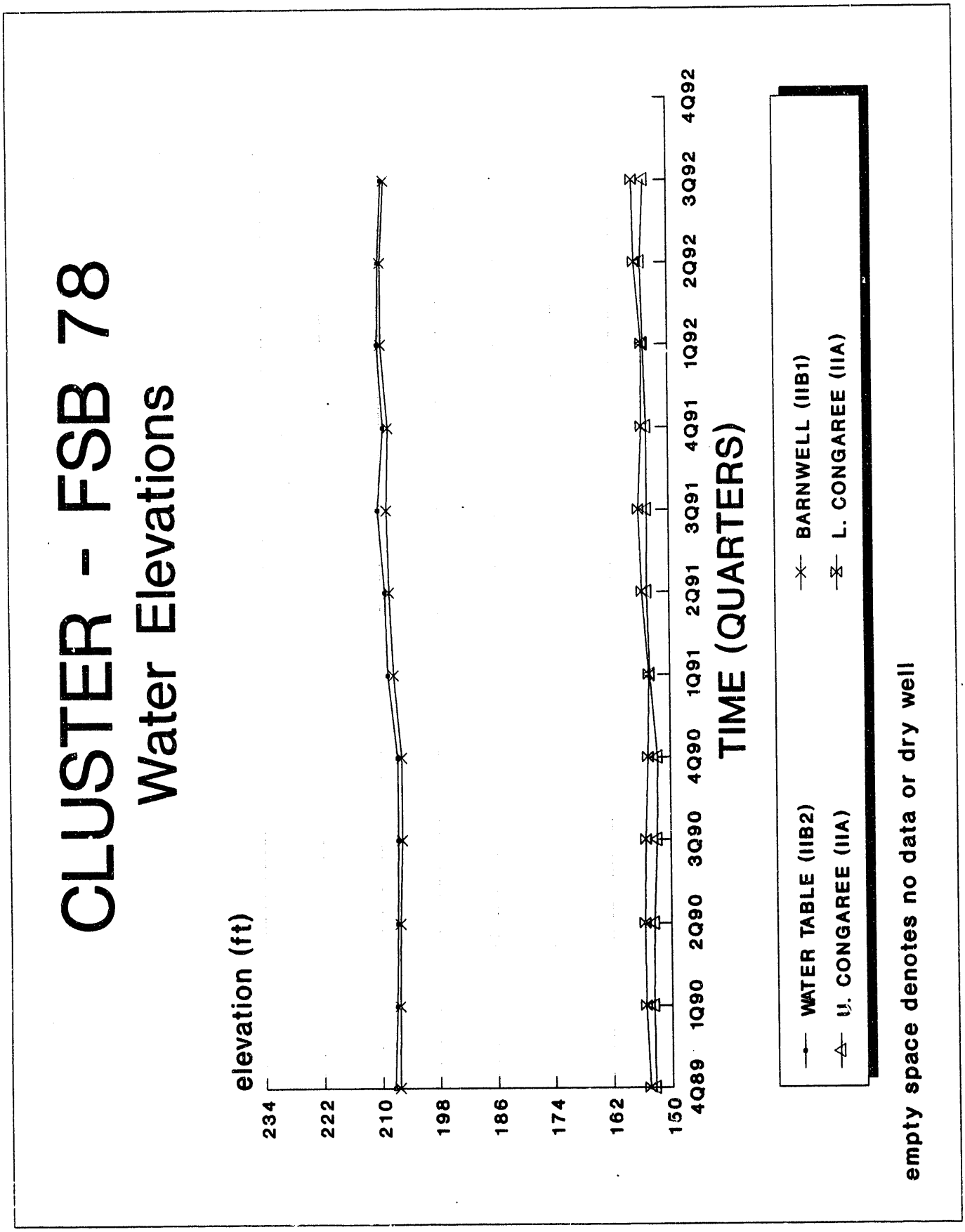
CLUSTER - FSB 78
Water Elevations
elevation (ft)
234
222
210
198
186
174
162
150
4Q89
1Q90
2Q90
3Q90
4Q90
1Q91
2Q91
3Q91
4Q91
1Q92
2Q92
3Q92
4Q92
TIME (QUARTERS)
WATER TABLE (IIB2)
U. CONGAREE (IIA)
BARNWELL (IIB1)
L. CONGAREE (IIA)
empty space denotes no data or dry well

CLUSTER - FSB 79

Water Elevations

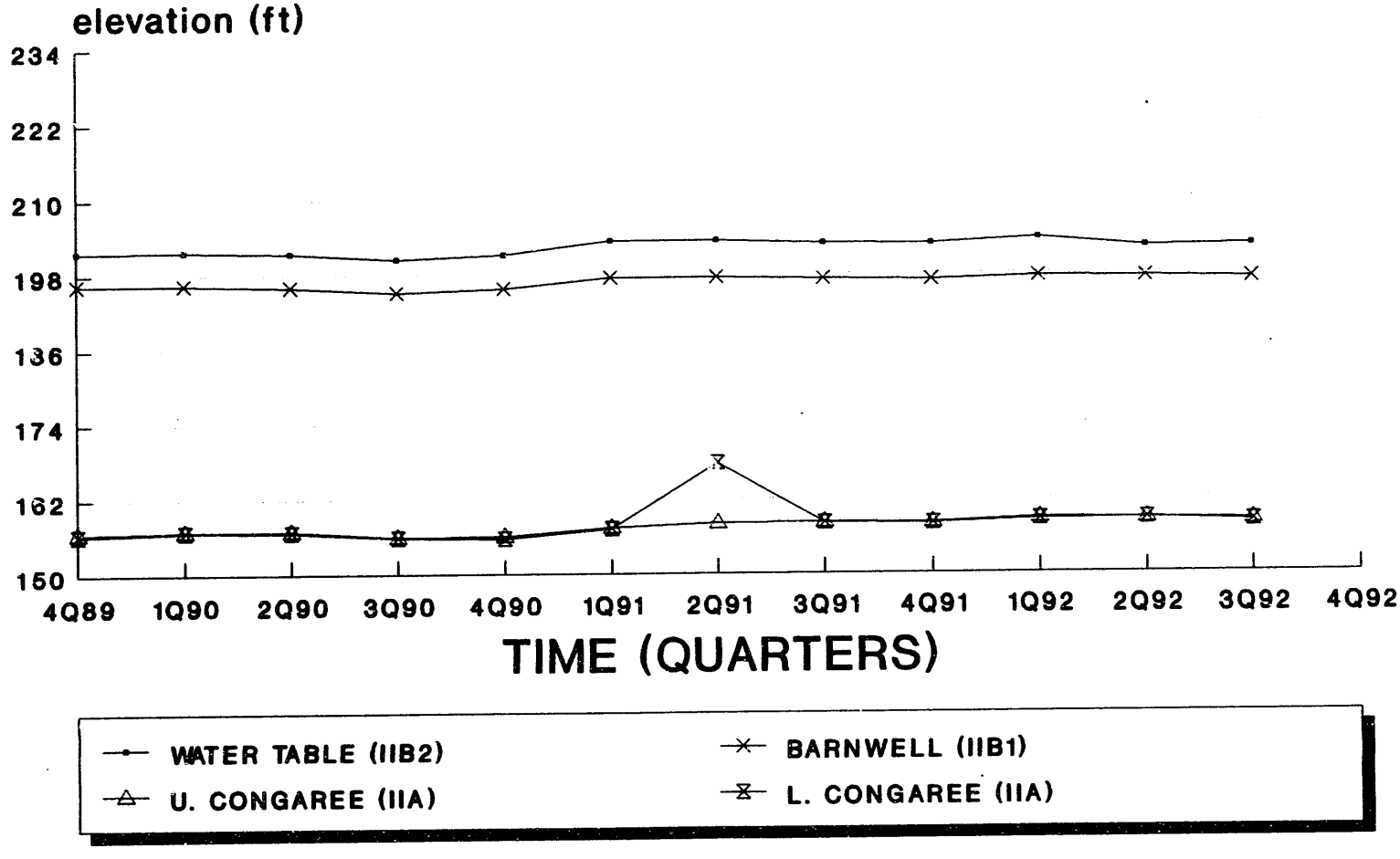

empty space denotes no data or dry well

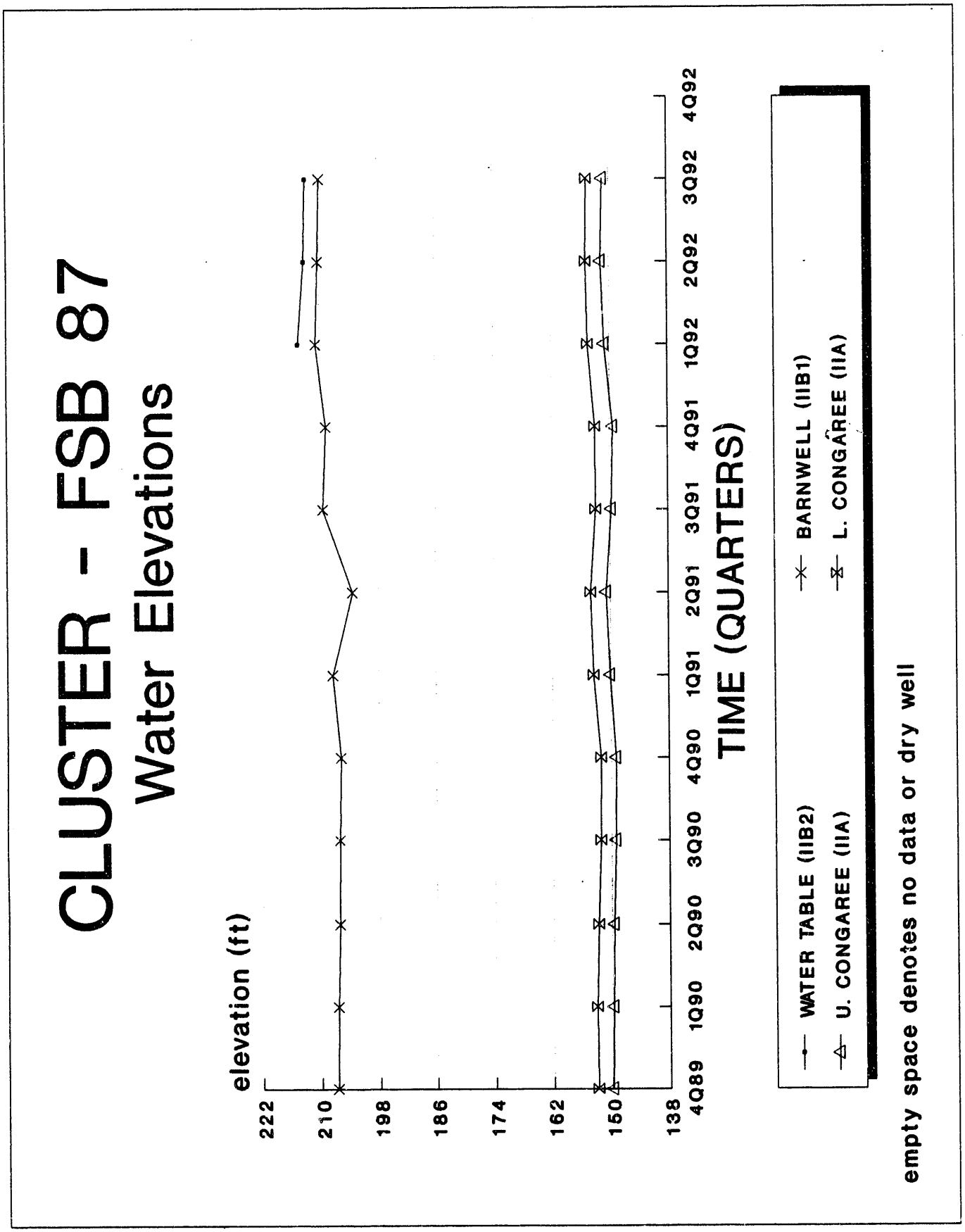
CLUSTER - FSB 87
Water Elevations
elevation (ft)
222
210
198
186
174
162
150
138
4Q89
1Q90
2Q90
3Q90
4Q90
1Q91
2Q91
3Q91
4Q91
1Q92
2Q92
3Q92
4Q92
TIME (QUARTERS)
WATER TABLE (IIB2)
U. CONGAREE (IIA)
BARNWELL (IIB1)
L. CONGAREE (IIA)
empty space denotes no data or dry well

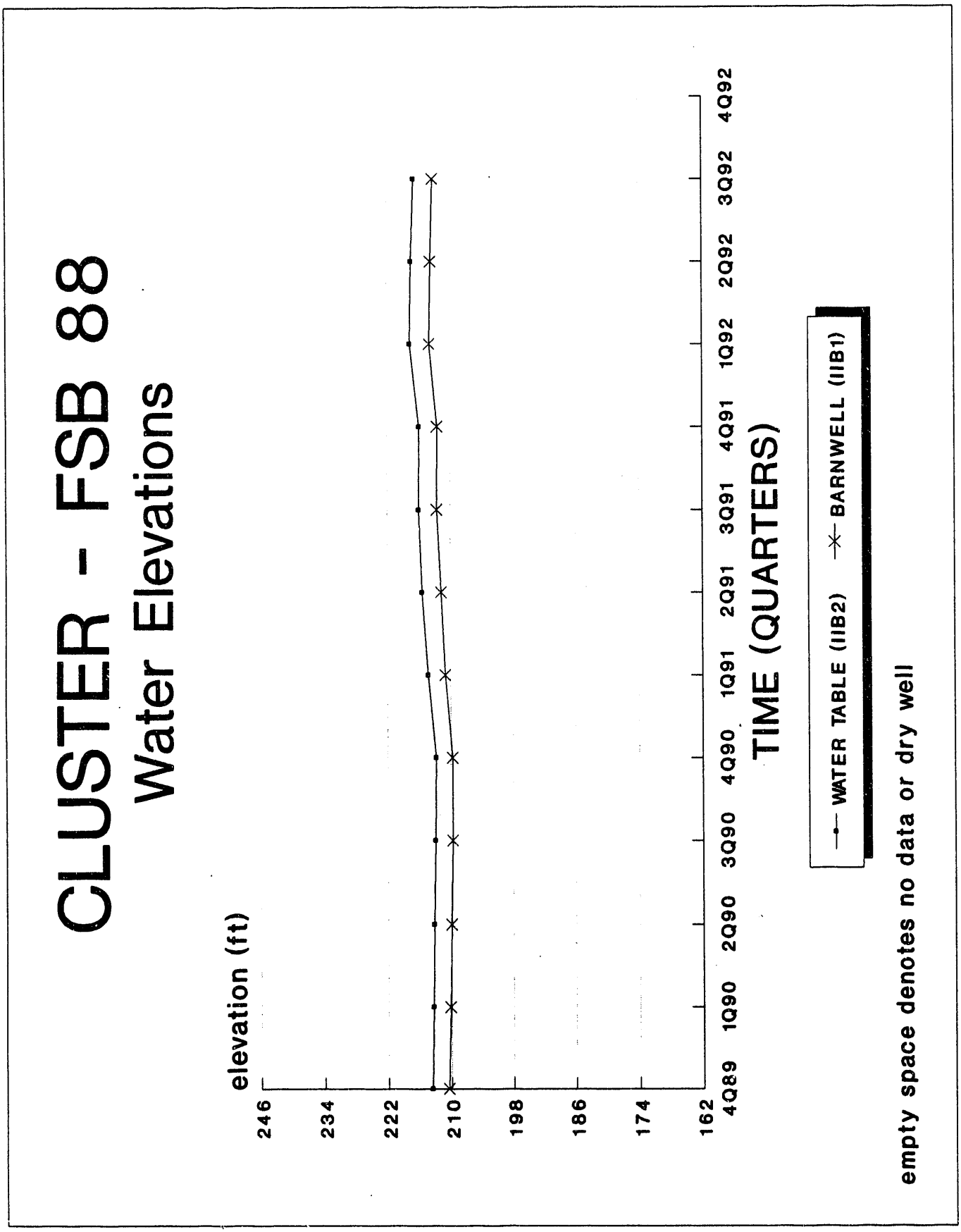
CLUSTER - FSB 88
Water Elevations
elevation (ft)
246
234
222
210
198
186
174
162
4Q89
1Q90
2Q90
3Q90
4Q90
1Q91
2Q91
3Q91
4Q91
1Q92
2Q92
3Q92
4Q92
TIME (QUARTERS)
WATER TABLE (IIB2)
BARNWELL (IIB1)
empty space denotes no data or dry well

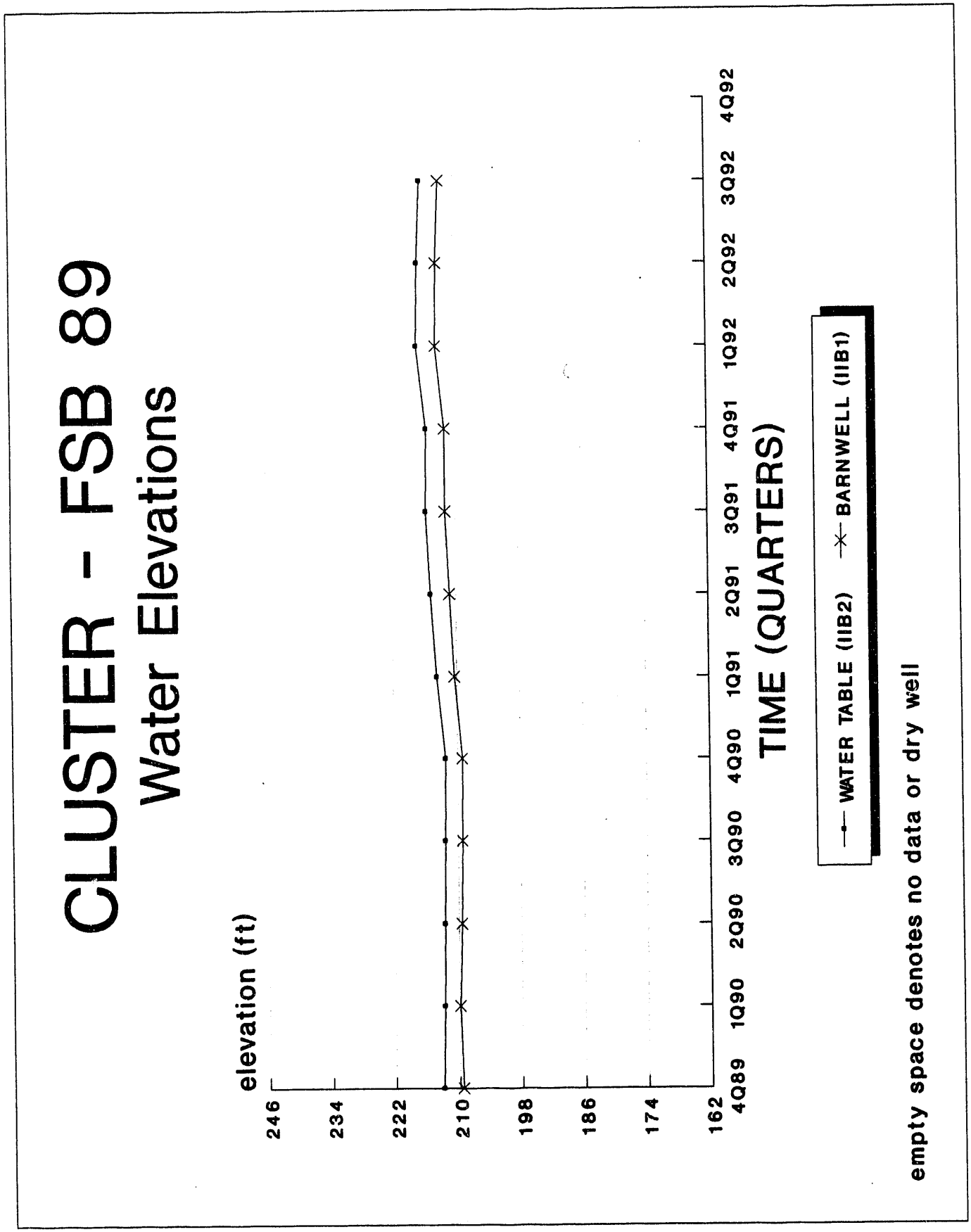
CLUSTER - FSB 89
Water Elevations
elevation (ft)
246
234
222
210
198
186
174
162
4Q89
1Q90
2Q90
3Q90
4Q90
1Q91
2Q91
3Q91
4Q91
1Q92
2Q92
3Q92
4Q92
TIME (QUARTERS)
WATER TABLE (IIB2)
BARNWELL (IIB1)
empty space denotes no data or dry well

CLUSTER - FSB 90

Water Elevations

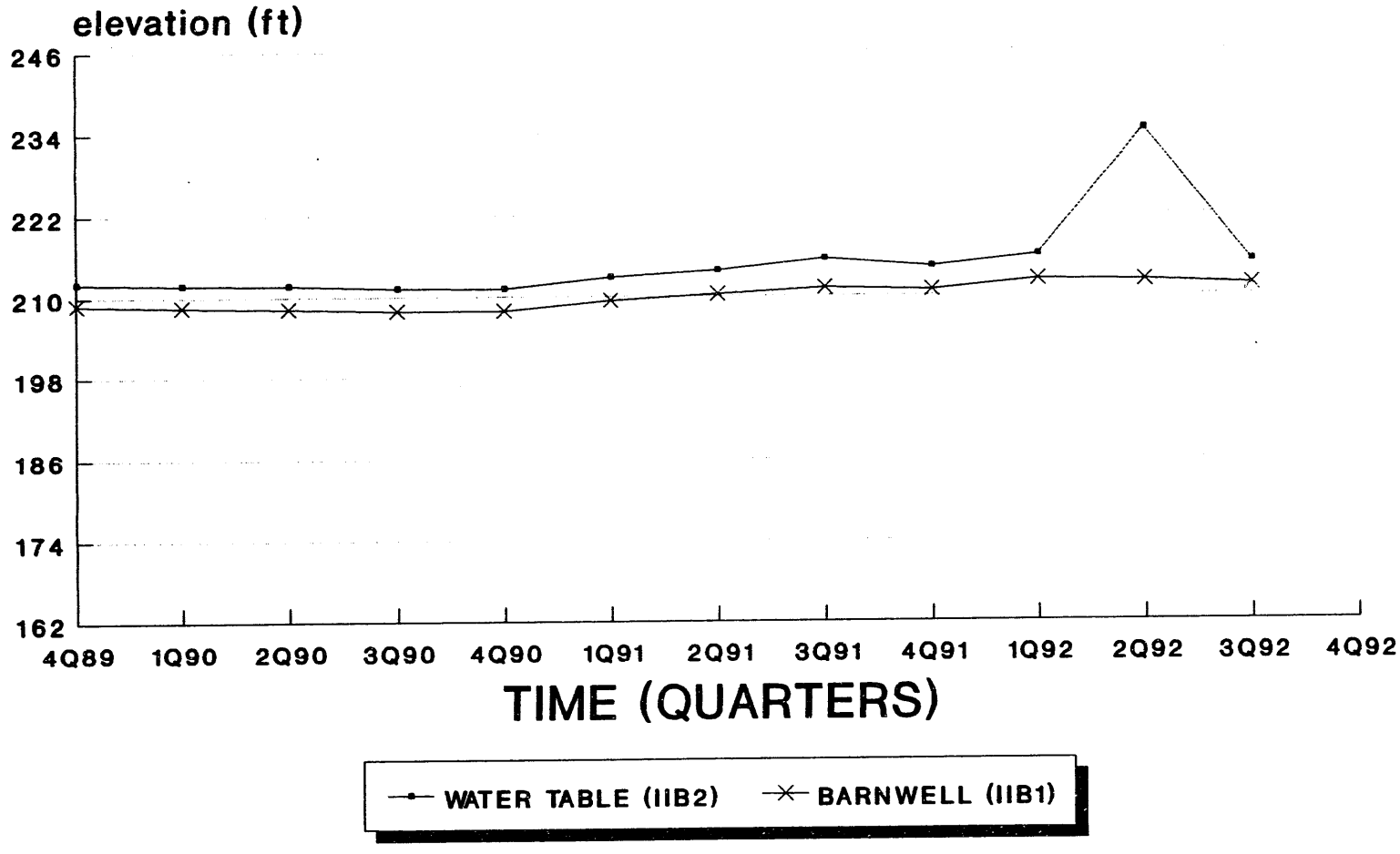

empty space denotes no data or dry well

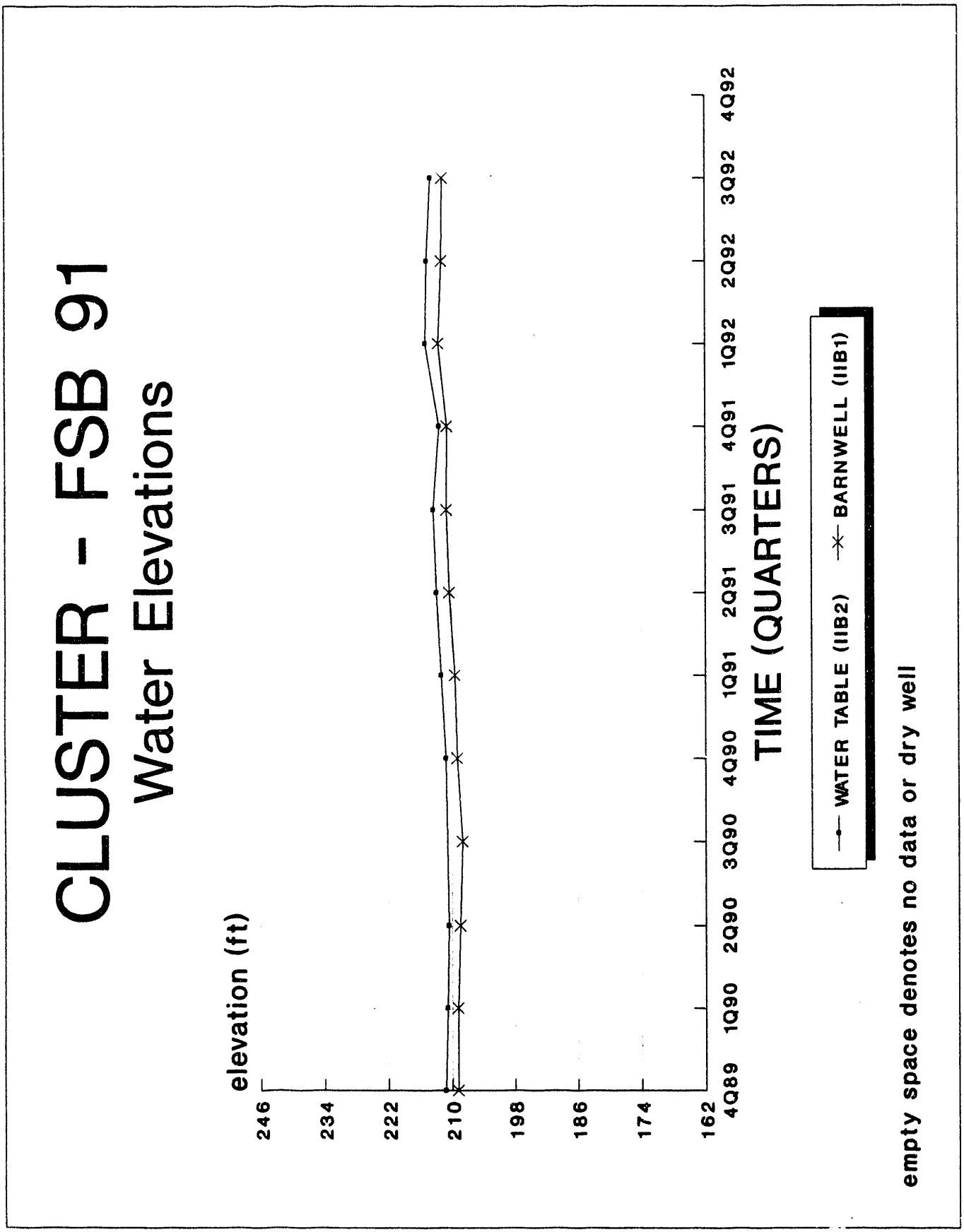
CLUSTER - FSB 91
Water Elevations
elevation (ft)
246
234
222
210
198
186
174
162
4Q89
1Q90
2Q90
3Q90
4Q90
1Q91
2Q91
3Q91
4Q91
1Q92
2Q92
3Q92
4Q92
TIME (QUARTERS)
WATER TABLE (IIB2)
BARNWELL (IIB1)
empty space denotes no data or dry well

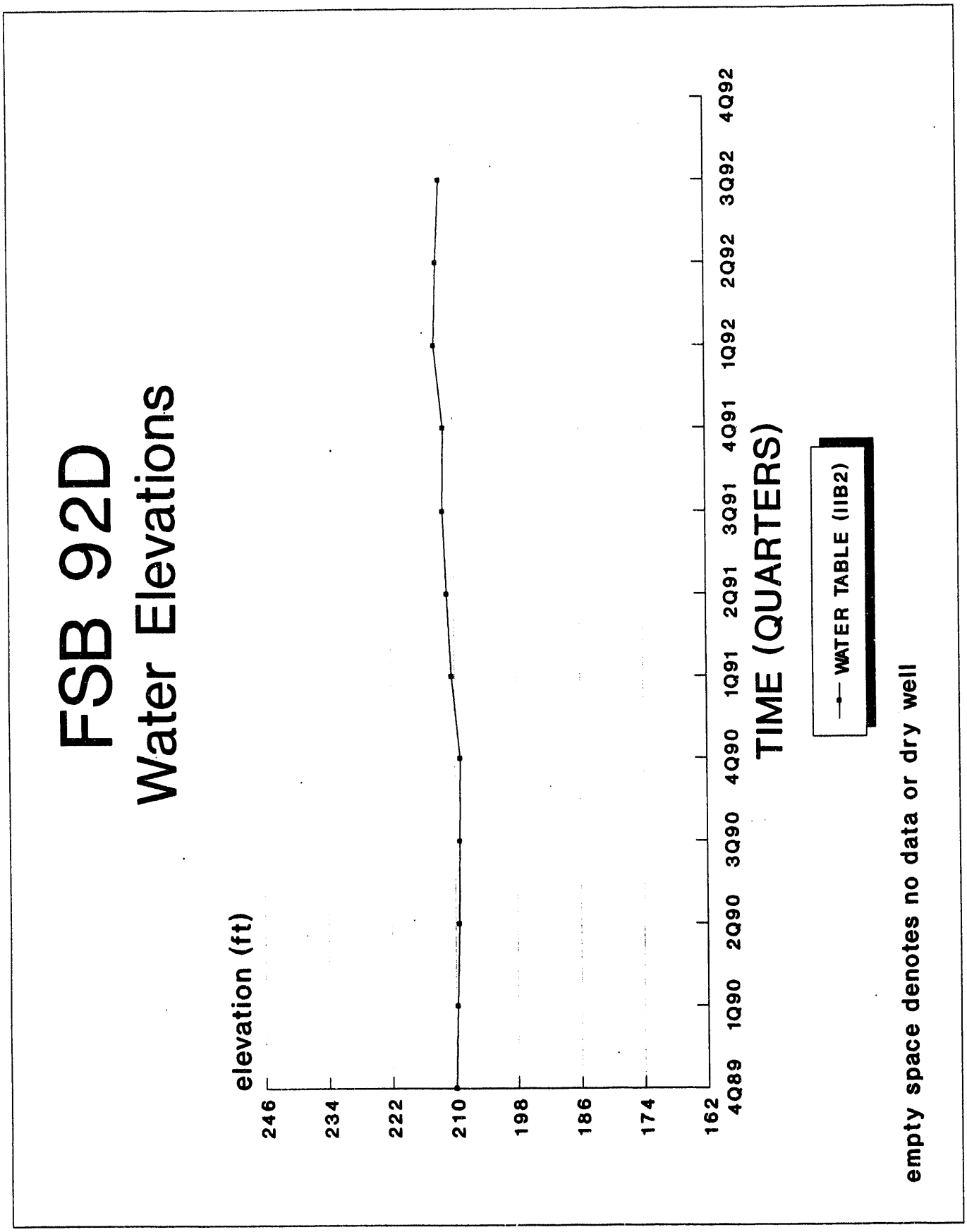
FSB 92D
Water Elevations
elevation (ft)
246
234
222
210
198
186
174
162
4Q89
1Q90
2Q90
3Q90
4Q90
1Q91
2Q91
3Q91
4Q91
1Q92
2Q92
3Q92
4Q92
TIME (QUARTERS)
WATER TABLE (IIB2)
empty space denotes no data or dry well

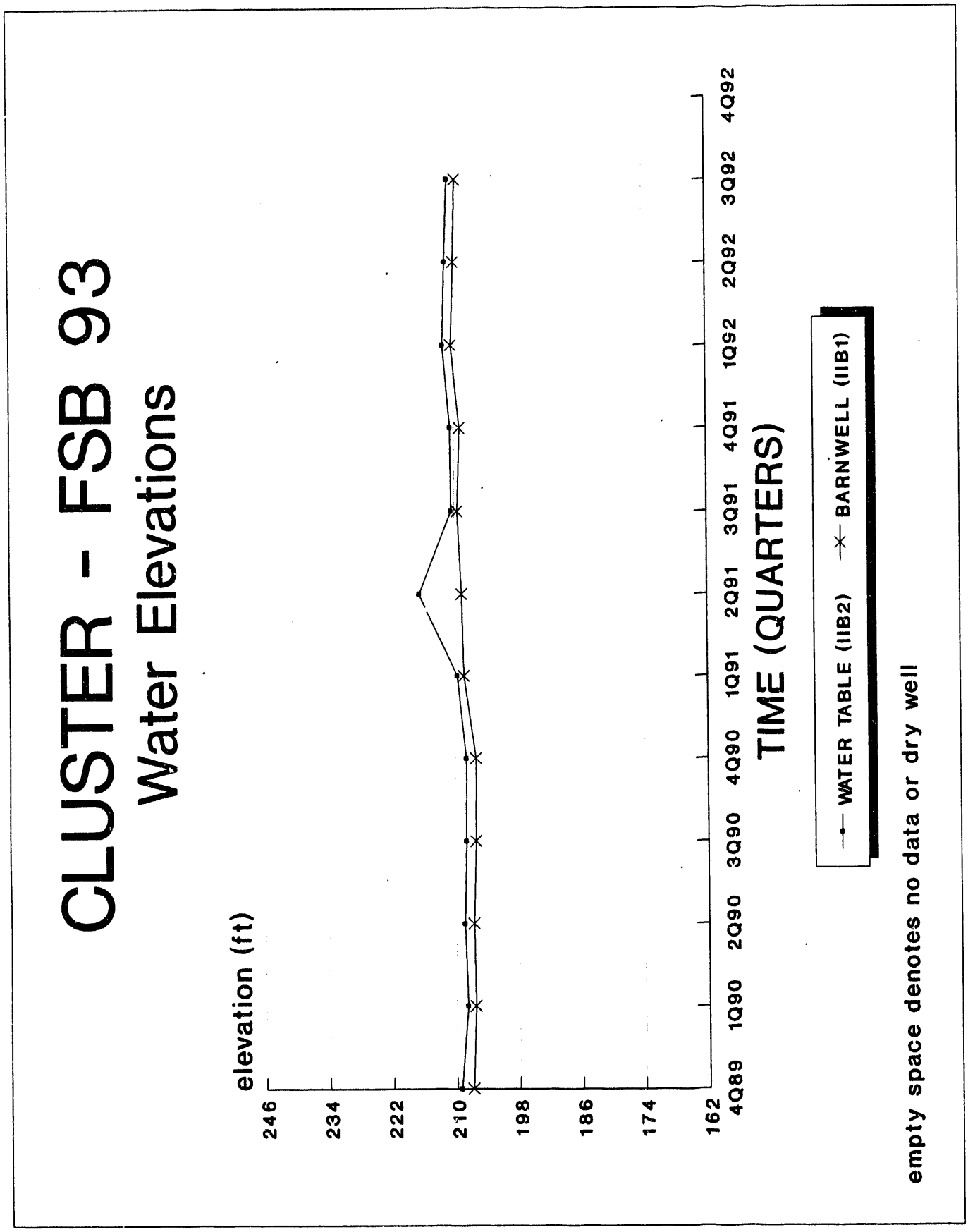
CLUSTER - FSB 93
Water Elevations
elevation (ft)
246
234
222
210
198
186
174
162
4Q89
1Q90
2Q90
3Q90
4Q90
1Q91
2Q91
3Q91
4Q91
1Q92
2Q92
3Q92
4Q92
TIME (QUARTERS)
WATER TABLE (IIB2)
BARNWELL (IIB1)
empty space denotes no data or dry well

CLUSTER - FSB 94

Water Elevations

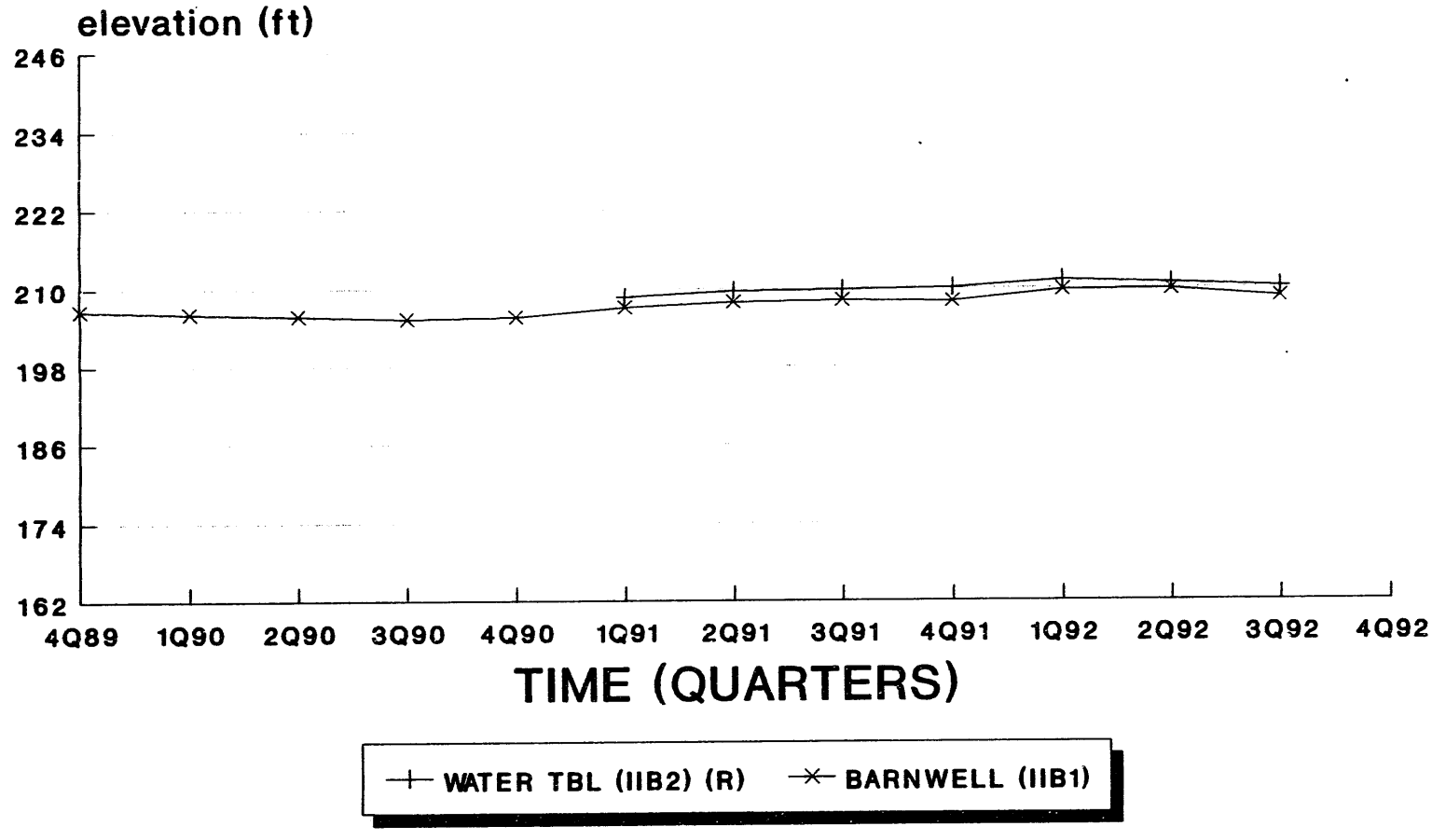

empty space denotes no data or dry well;
(R) denotes a replacement well

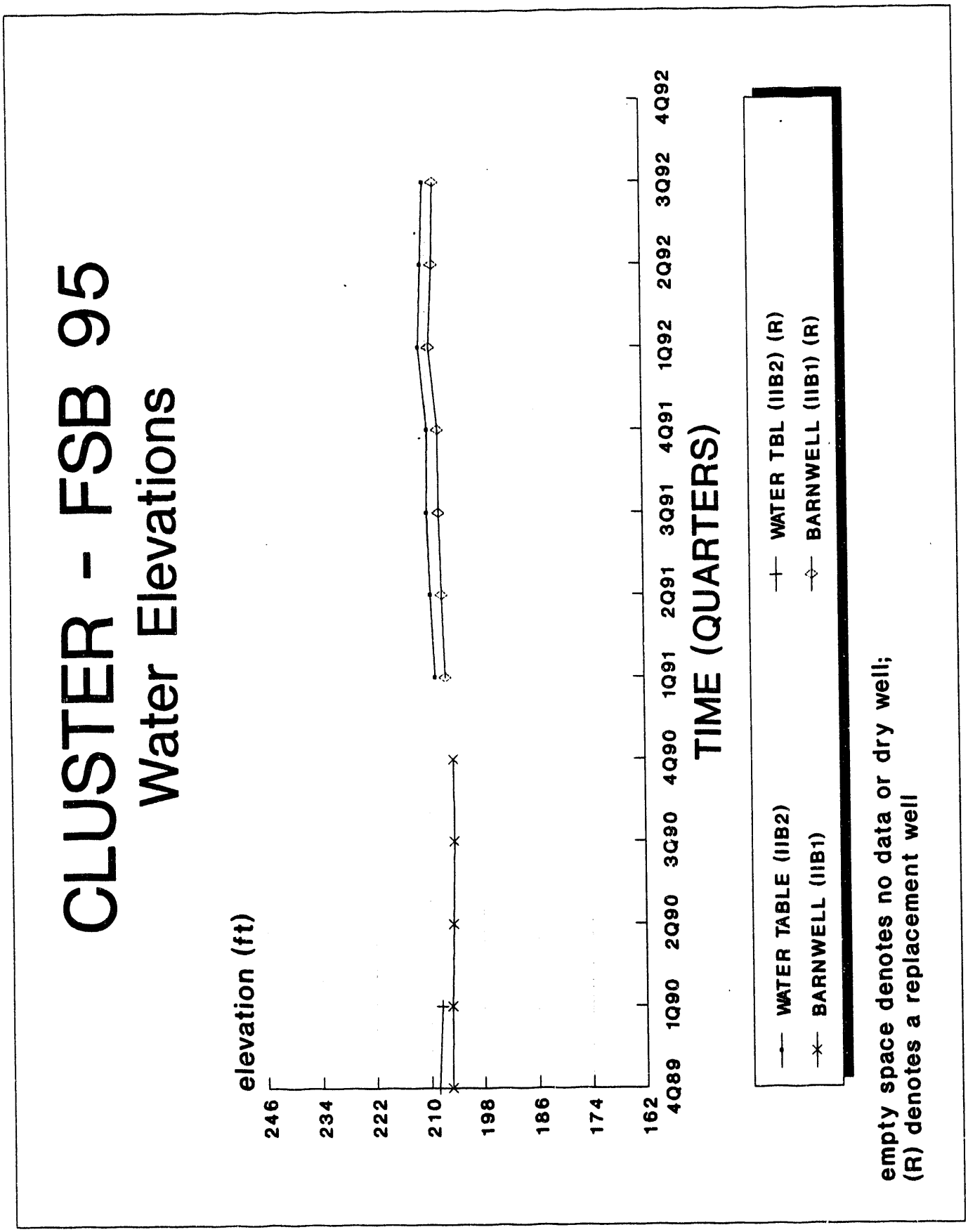
CLUSTER - FSB 95
Water Elevations
elevation (ft)
246
234
222
210
198
186
174
162
4Q89
1Q90
2Q90
3Q90
4Q90
1Q91
2Q91
3Q91
4Q91
1Q92
2Q92
3Q92
4Q92
TIME (QUARTERS)
WATER TABLE (IIB2)
BARNWELL (IIB1)
WATER TBL (IIB2) (R)
BARNWELL (IIB1) (R)
empty space denotes no data or dry well;
(R) denotes a replacement well

CLUSTER - FSB 96

Water Elevations

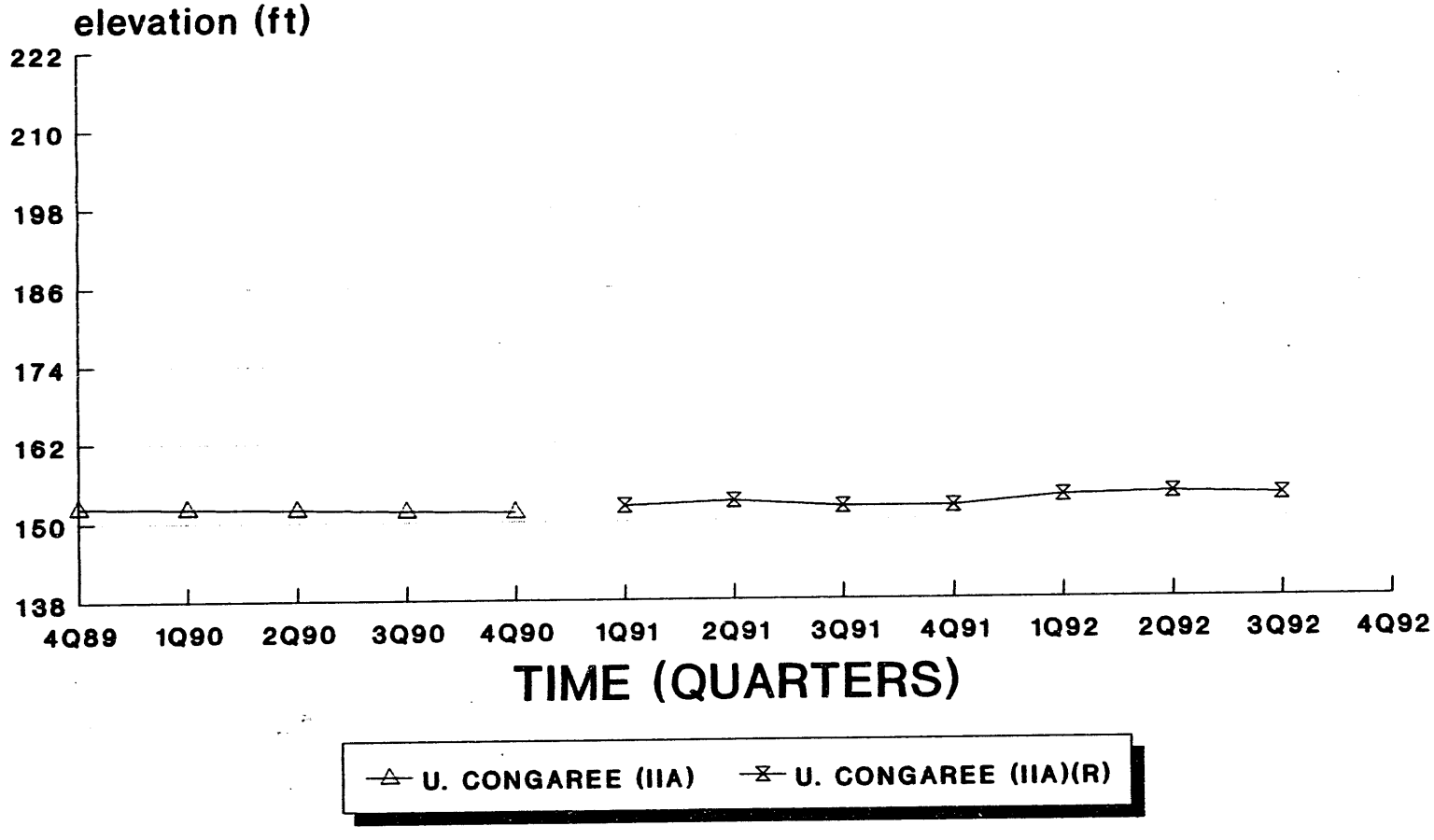

empty space denotes no data or dry well;
(R) denotes a replacement well

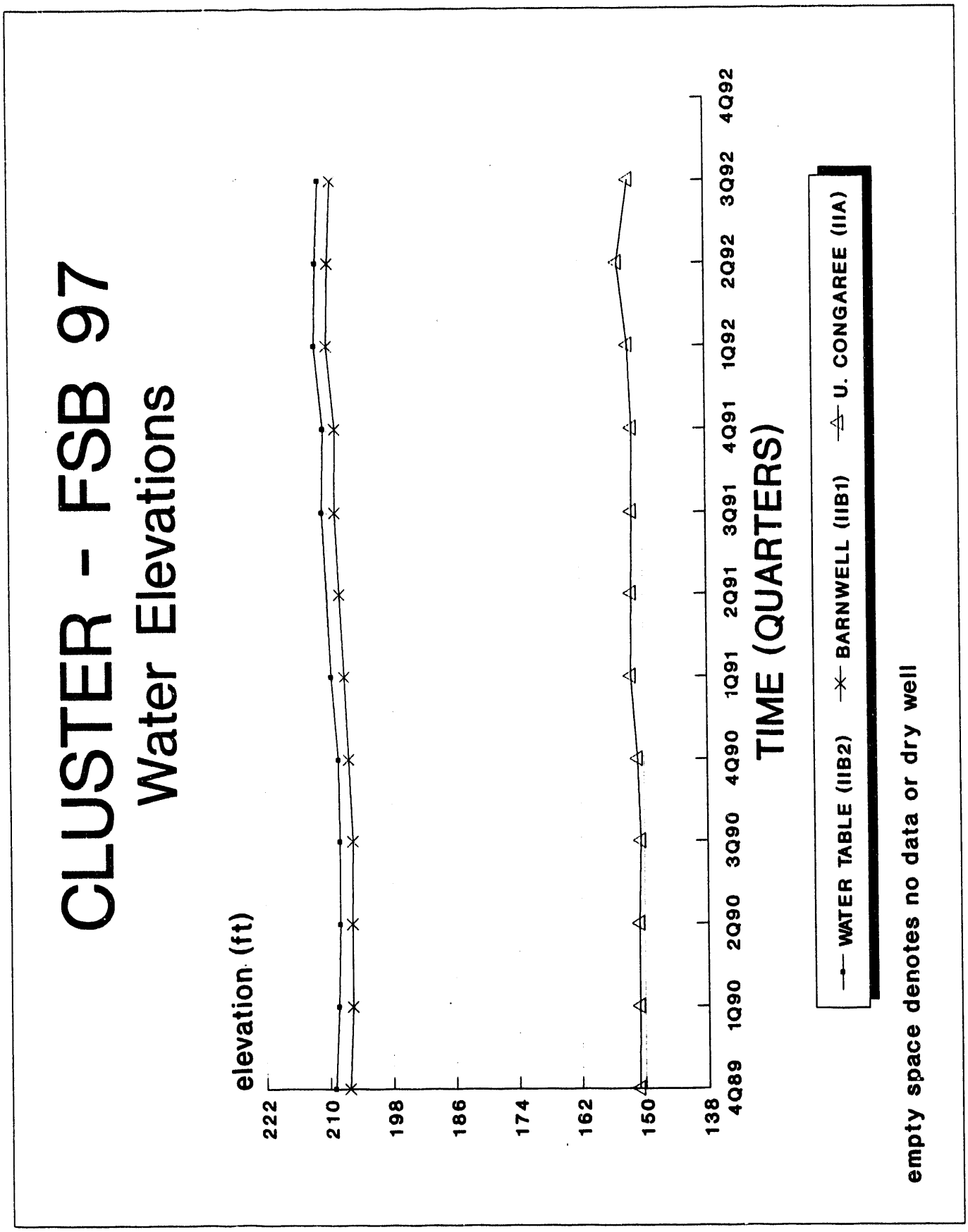
CLUSTER - FSB 97
Water Elevations
elevation (ft)
222
210
198
186
174
162
150
138
4Q89
1Q90
2Q90
3Q90
4Q90
1Q91
2Q91
3Q91
4Q91
1Q92
2Q92
3Q92
4Q92
TIME (QUARTERS)
WATER TABLE (IIB2)
BARNWELL (IIB1)
U. CONGAREE (IIA)
empty space denotes no data or dry well

CLUSTER - FSB 98

Water Elevations

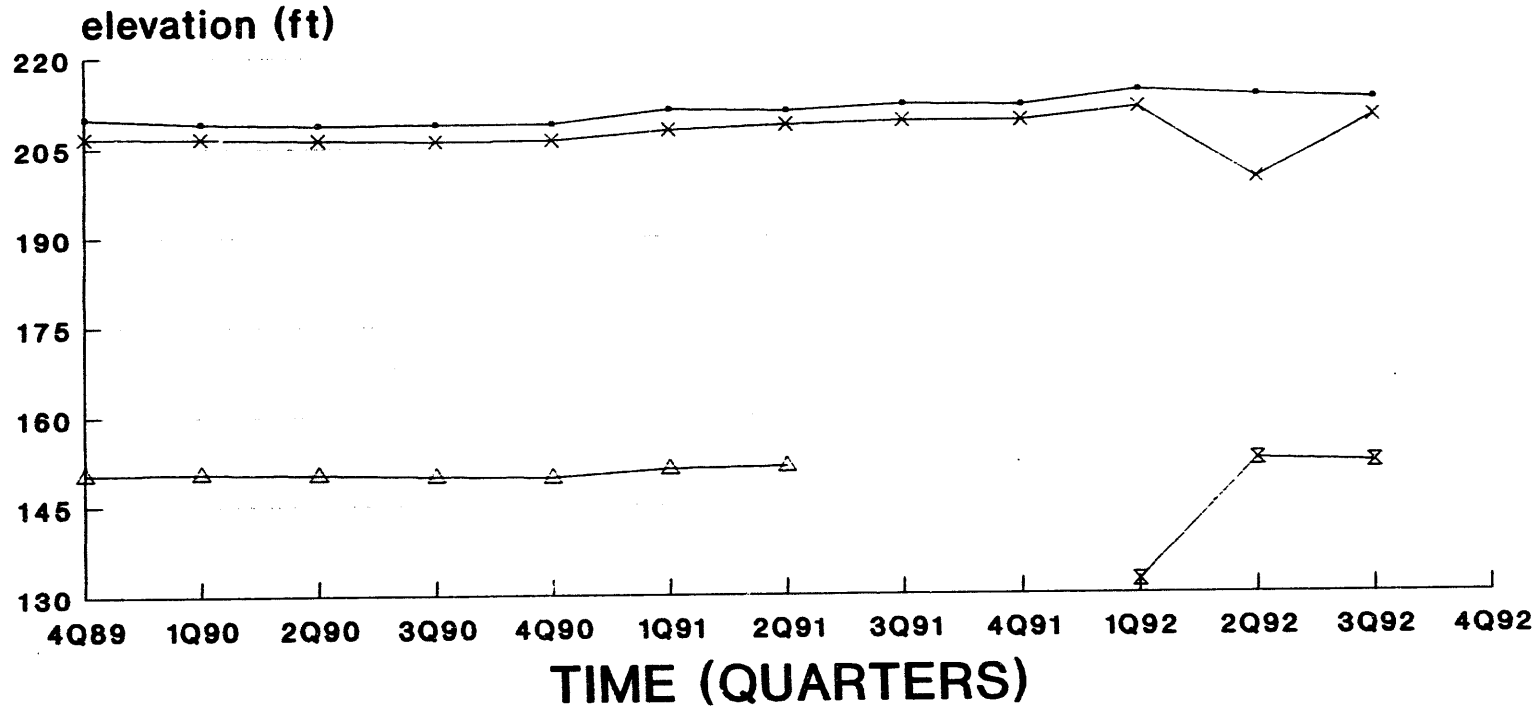

empty space denotes no data or dry well;
(R) denotes a replacement well

CLUSTER - FSB 99

Water Elevations

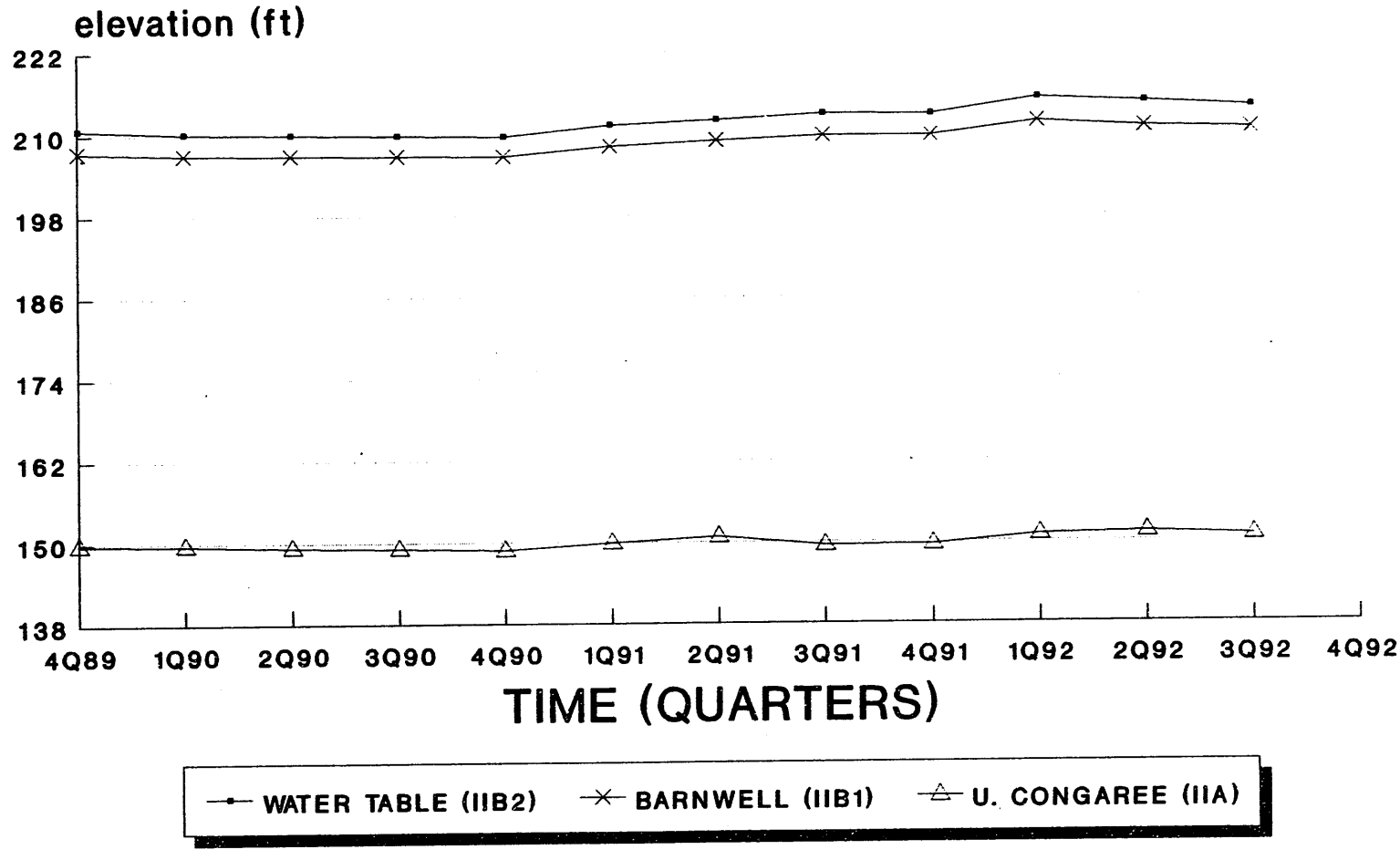

empty space denotes no data or dry well

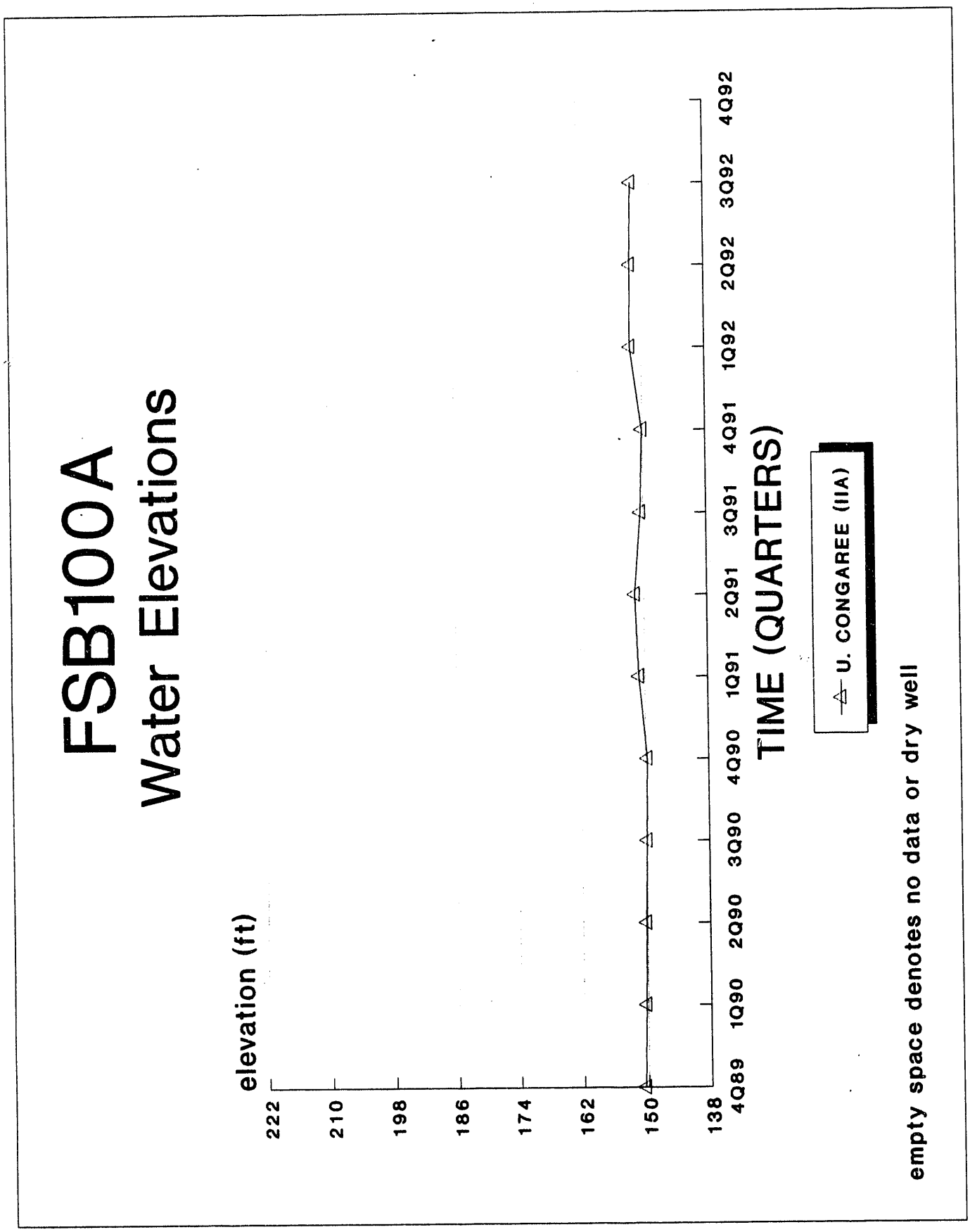
FSB100A
Water Elevations
elevation (ft)
222
210
198
186
174
162
150
138
4Q89
1Q90
2Q90
3Q90
4Q90
1Q91
2Q91
3Q91
4Q91
1Q92
2Q92
3Q92
4Q92
TIME (QUARTERS)
U. CONGAREE (IIA)
empty space denotes no data or dry well

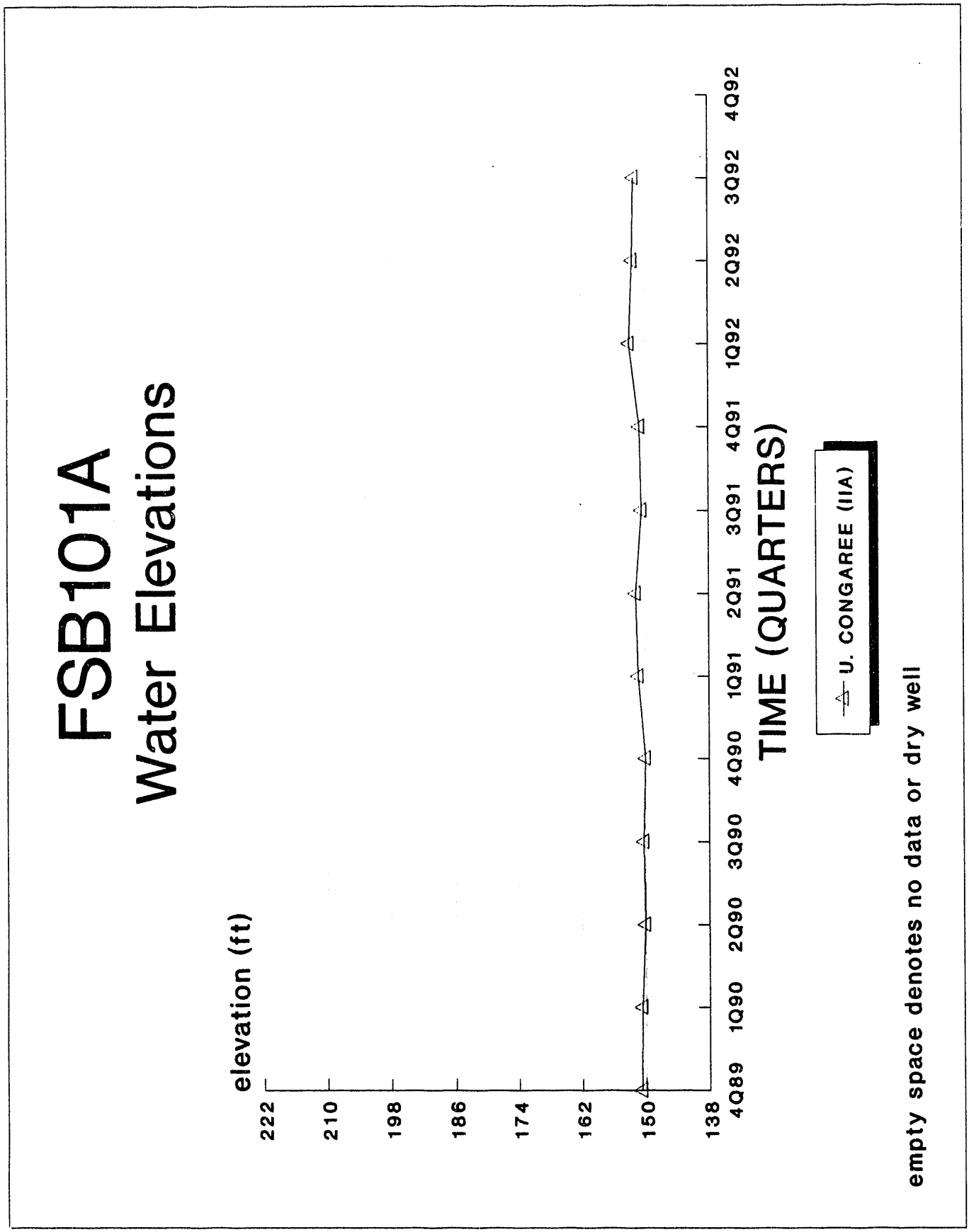
FSB101A
Water Elevations
elevation (ft)
222
210
198
186
174
162
150
138
4Q89
1Q90
2Q90
3Q90
4Q90
1Q91
2Q91
3Q91
4Q91
1Q92
2Q92
3Q92
4Q92
TIME (QUARTERS)
U. CONGAREE (IIA)
empty space denotes no data or dry well

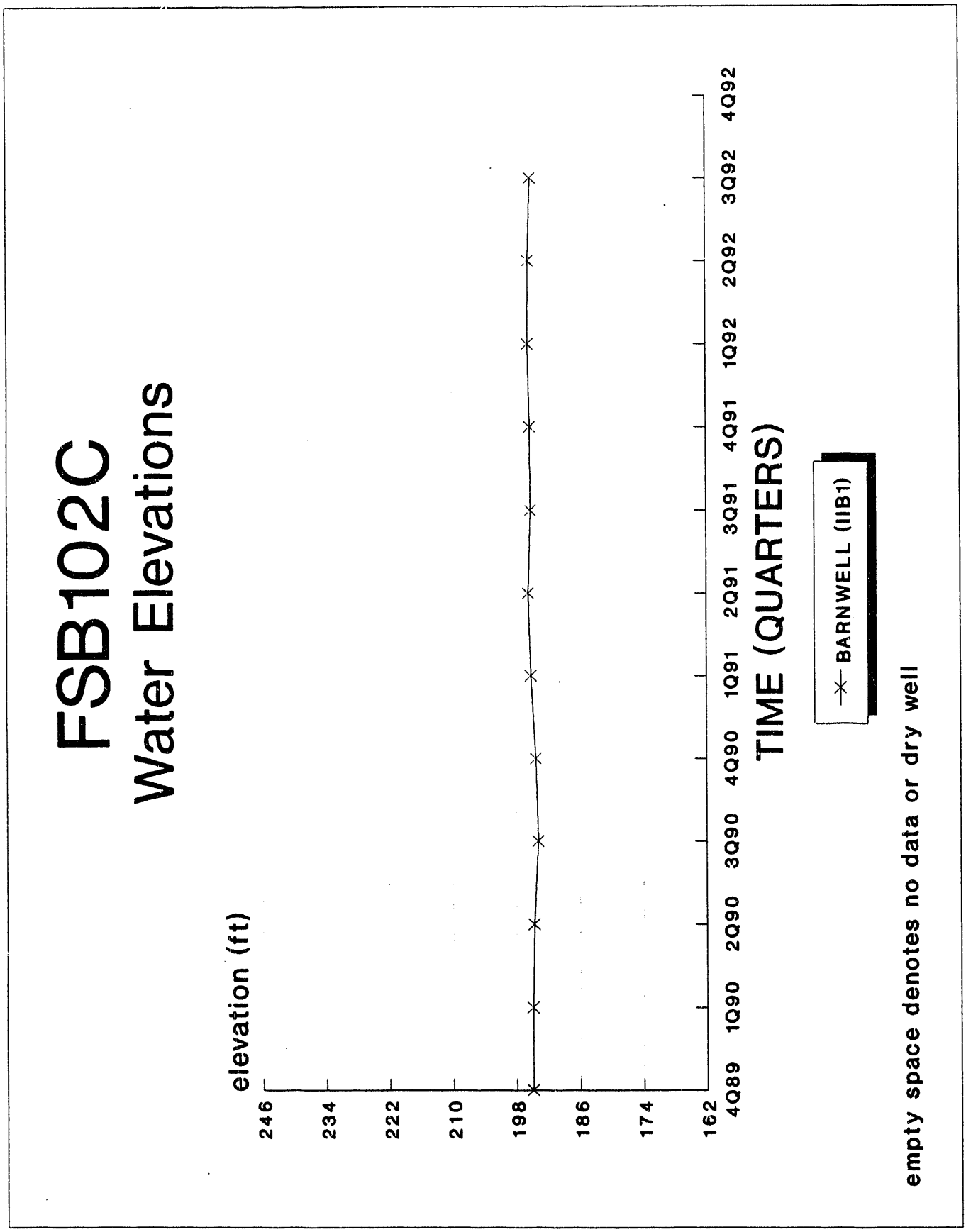
FSB102C
Water Elevations
elevation (ft)
246
234
222
210
198
186
174
162
4Q89
1Q90
2Q90
3Q90
4Q90
1Q91
2Q91
3Q91
4Q91
1Q92
2Q92
3Q92
4Q92
TIME (QUARTERS)
BARNWELL (IIB1)
empty space denotes no data or dry well

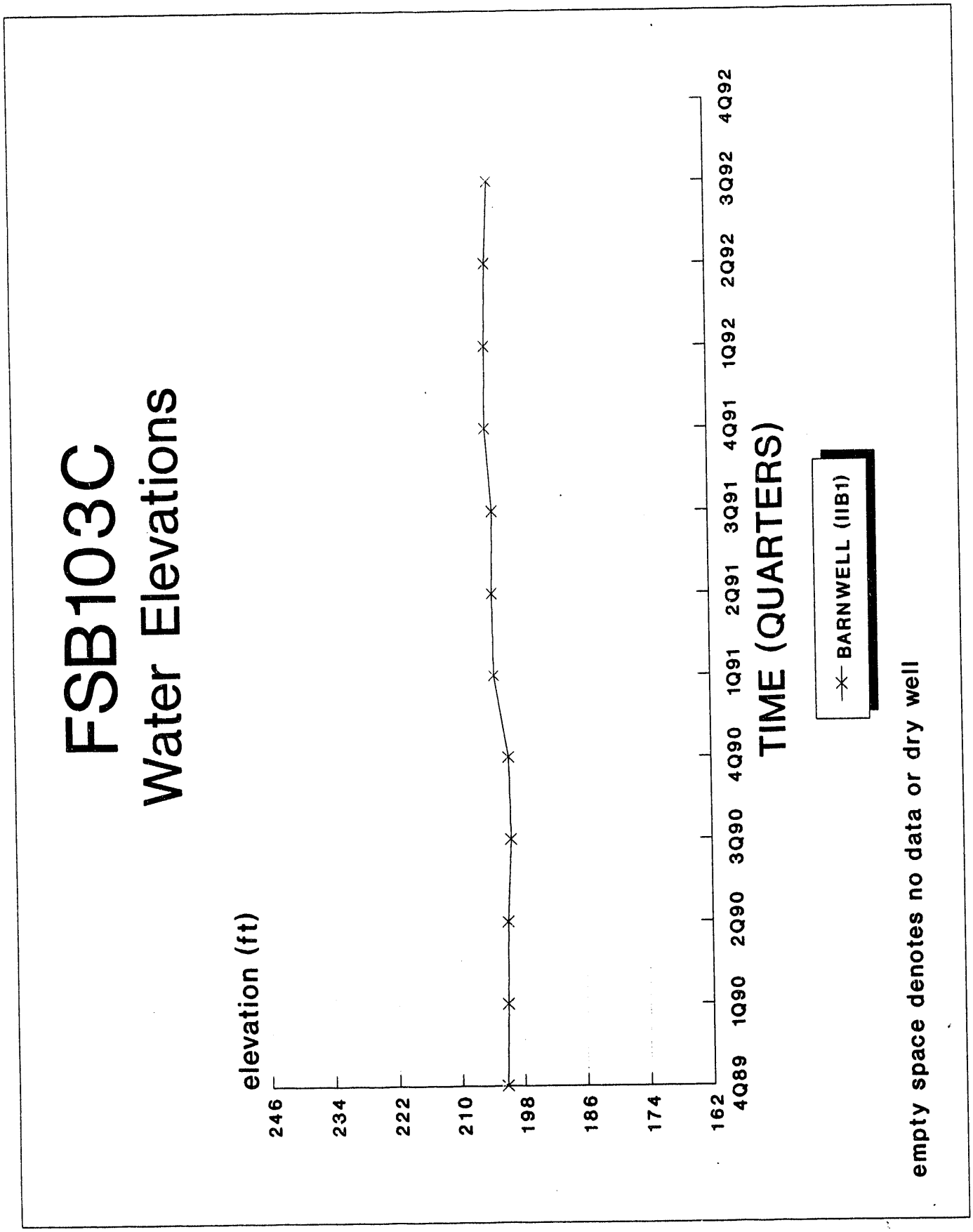
FSB103C
Water Elevations
elevation (ft)
246
234
222
210
198
186
174
162
4Q89
1Q90
2Q90
3Q90
4Q90
1Q91
2Q91
3Q91
4Q91
1Q92
2Q92
3Q92
4Q92
TIME (QUARTERS)
BARNWELL (IIB1)
empty space denotes no data or dry well

CLUSTER - FSB104
Water Elevations

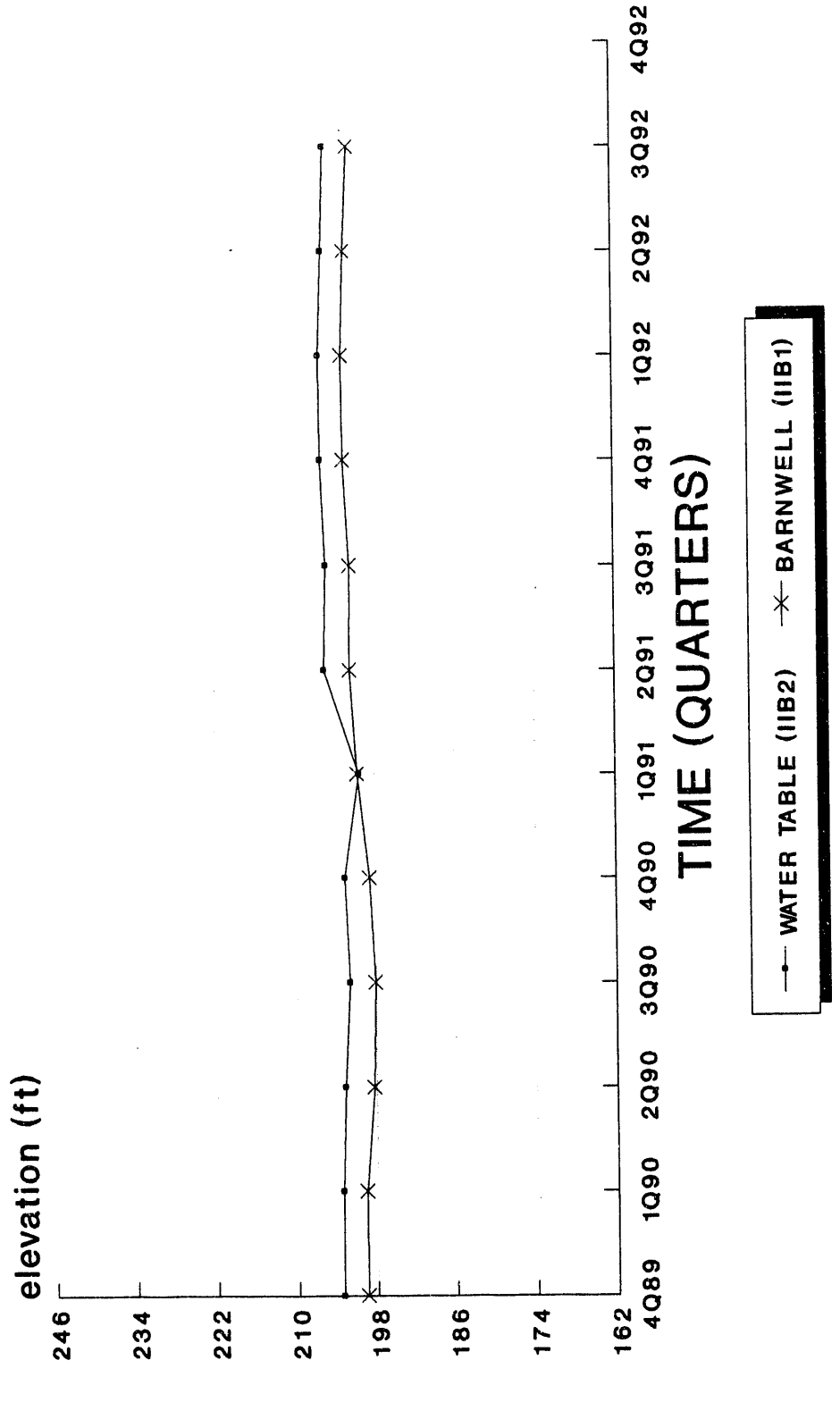

empty space denotes no data or dry well

CLUSTER - FSB105
Water Elevations

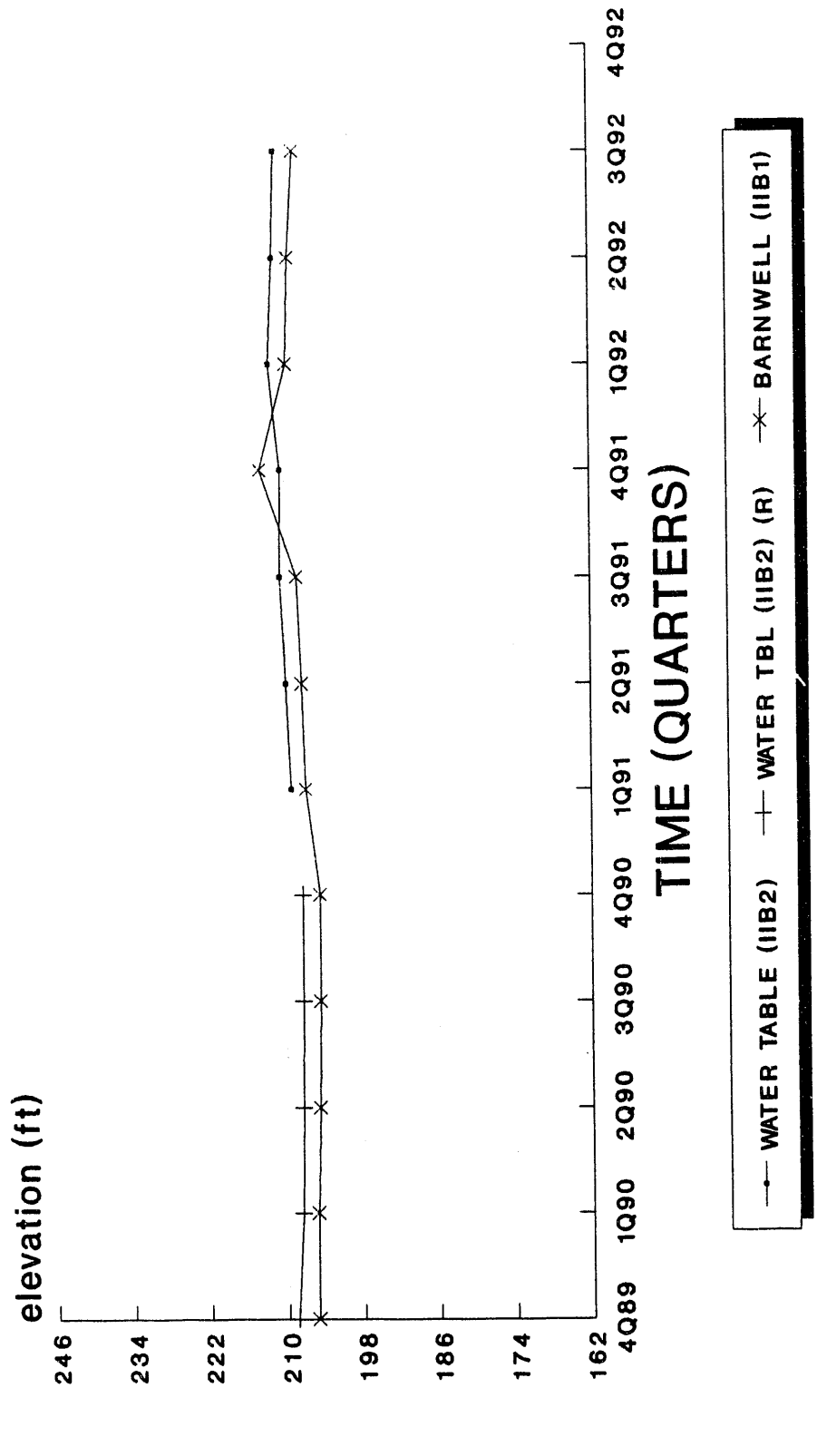

empty space denotes no data or dry well;
(R) denotes a replacement well

CLUSTER - FSB106
Water Elevations

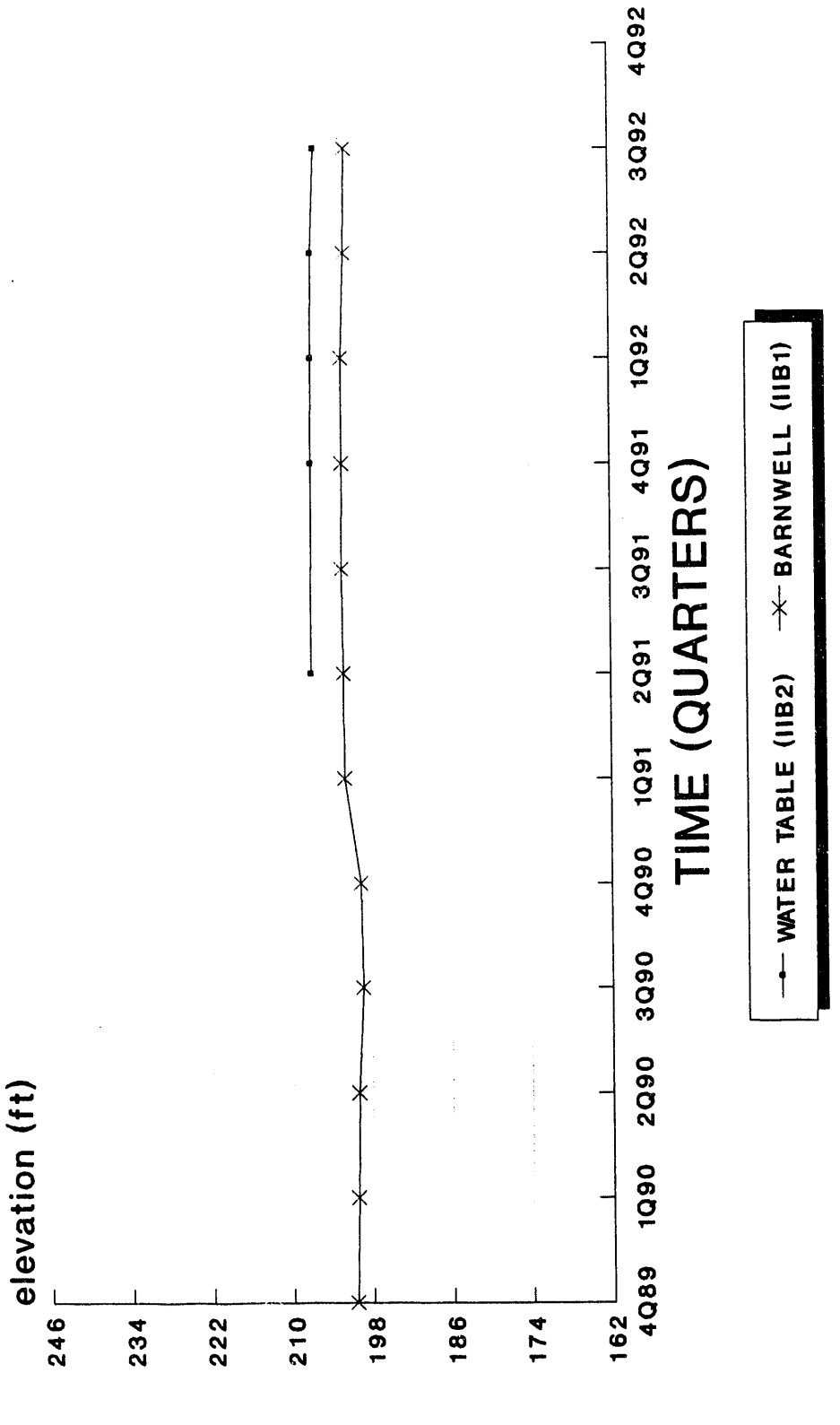

empty space denotes no data or dry well

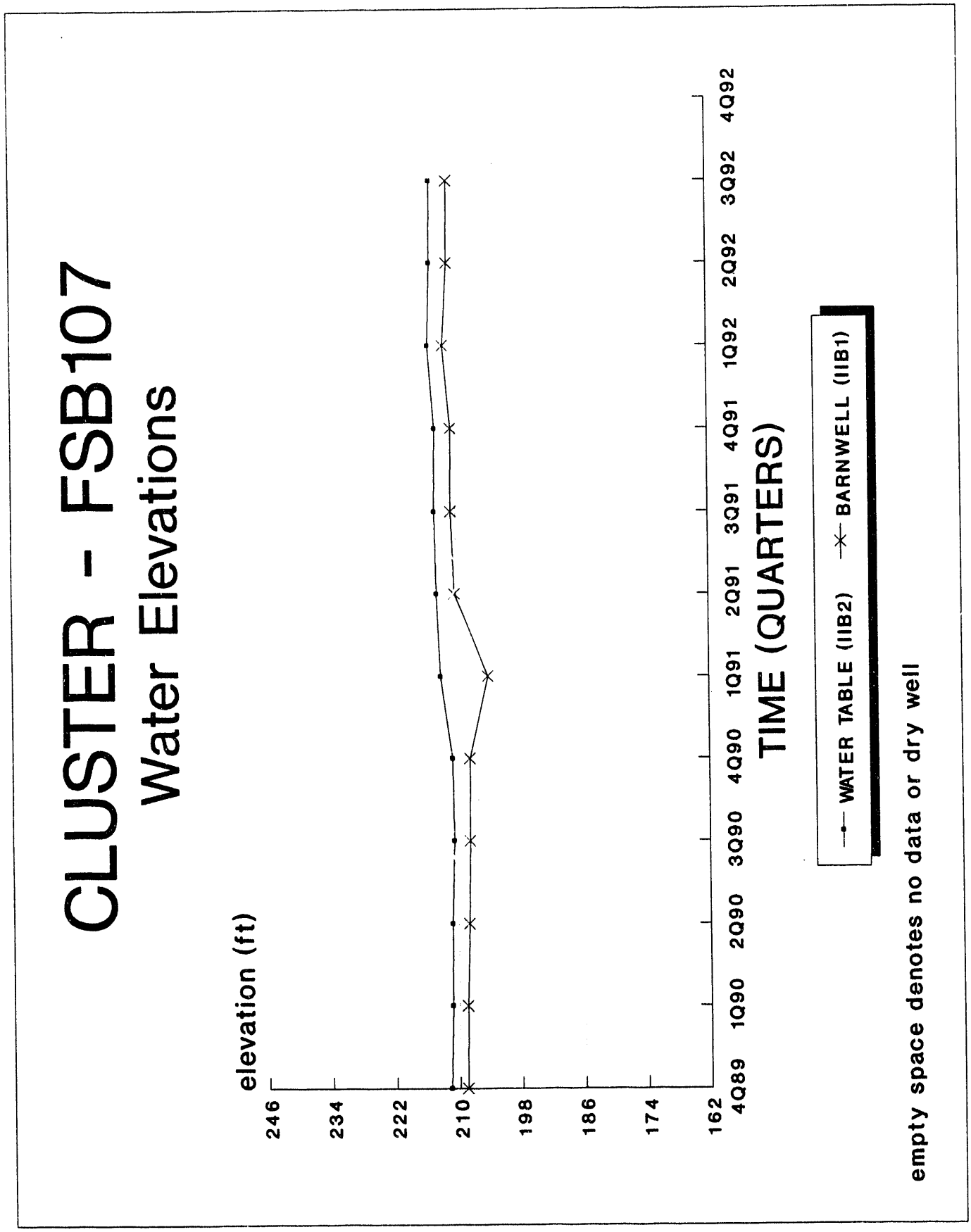
CLUSTER - FSB107
Water Elevations
elevation (ft)
246
234
222
210
198
186
174
162
4Q89
1Q90
2Q90
3Q90
4Q90
1Q91
2Q91
3Q91
4Q91
1Q92
2Q92
3Q92
4Q92
TIME (QUARTERS)
WATER TABLE (IIB2)
BARNWELL (IIB1)
empty space denotes no data or dry well

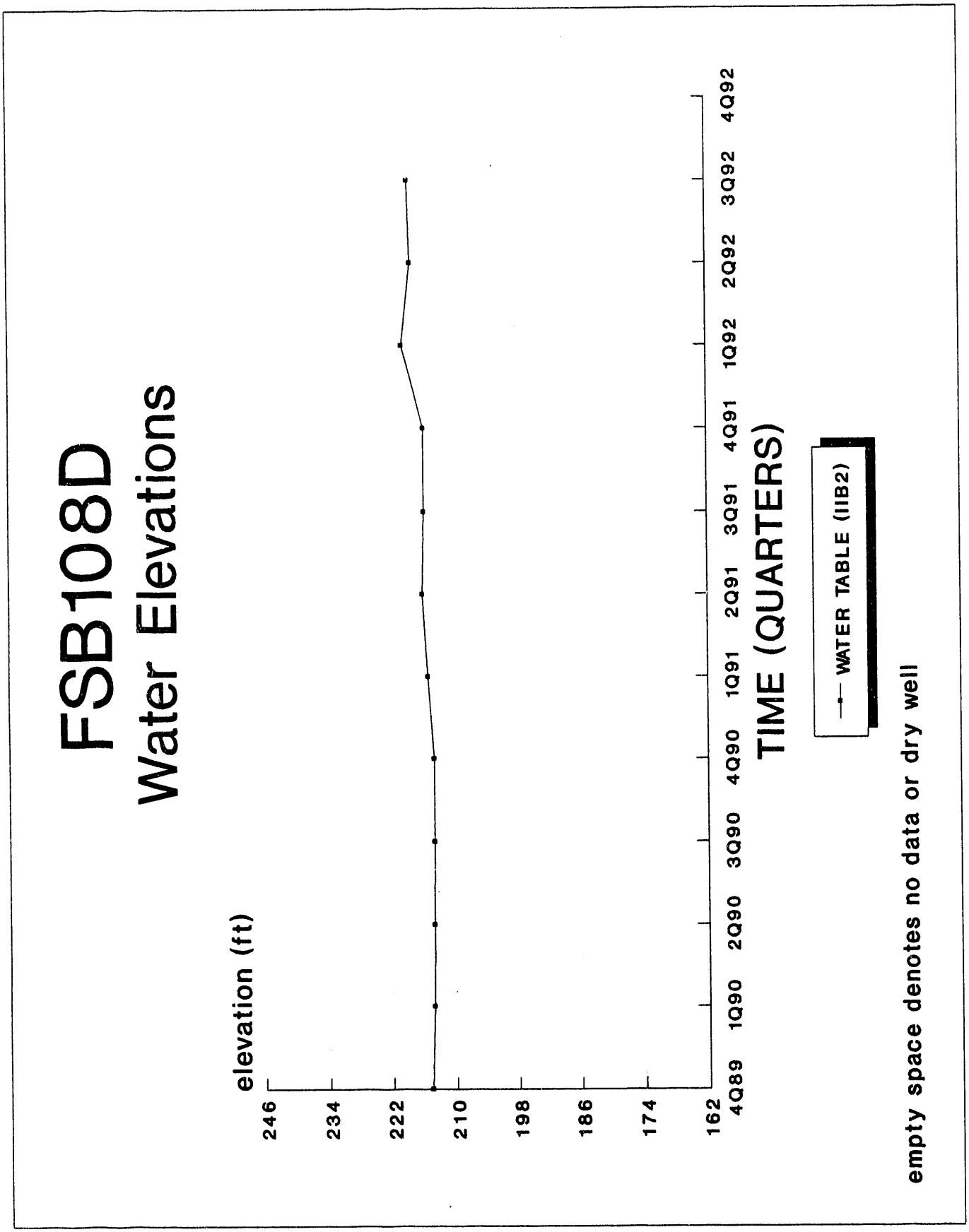
FSB108D
Water Elevations
elevation (ft)
246
234
222
210
198
186
174
162
4Q89
1Q90
2Q90
3Q90
4Q90
1Q91
2Q91
3Q91
4Q91
1Q92
2Q92
3Q92
4Q92
TIME (QUARTERS)
WATER TABLE (IIB2)
empty space denotes no data or dry well

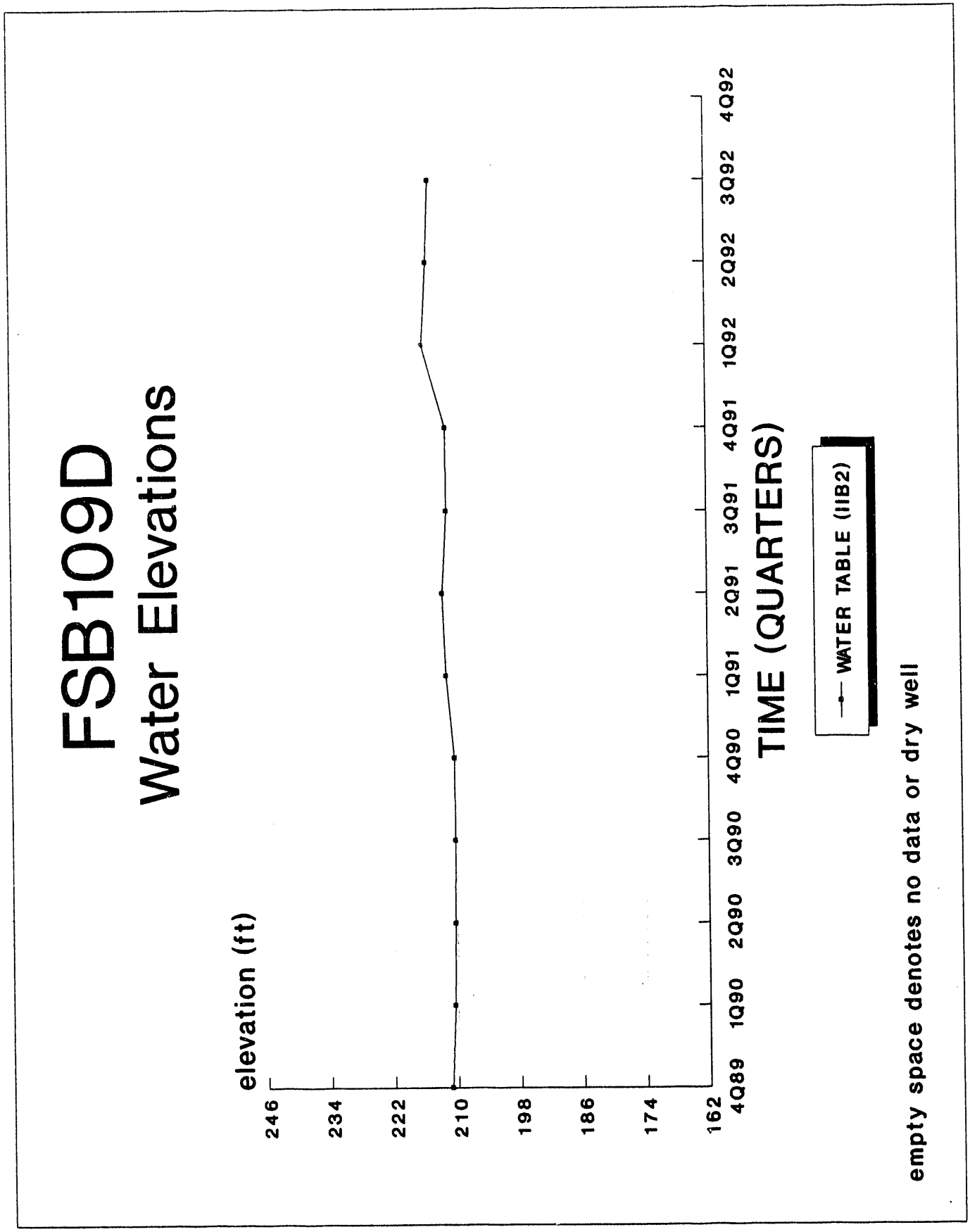
FSB109D
Water Elevations
elevation (ft)
246
234
222
210
198
186
174
162
4Q89
1Q90
2Q90
3Q90
4Q90
1Q91
2Q91
3Q91
4Q91
1Q92
2Q92
3Q92
4Q92
TIME (QUARTERS)
WATER TABLE (IIB2)
empty space denotes no data or dry well

CLUSTER - FSB110
Water Elevations

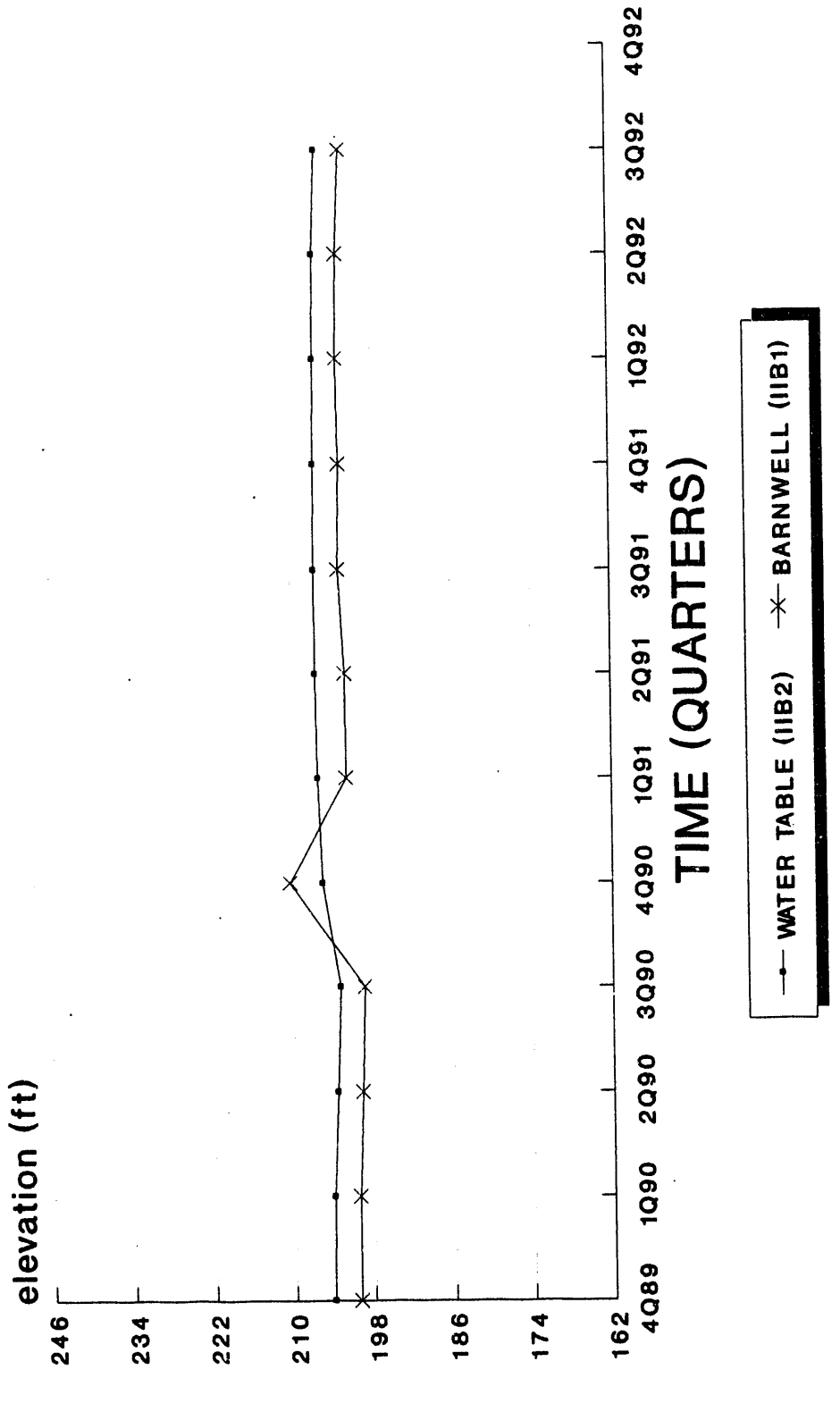

empty space denotes no data or dry well

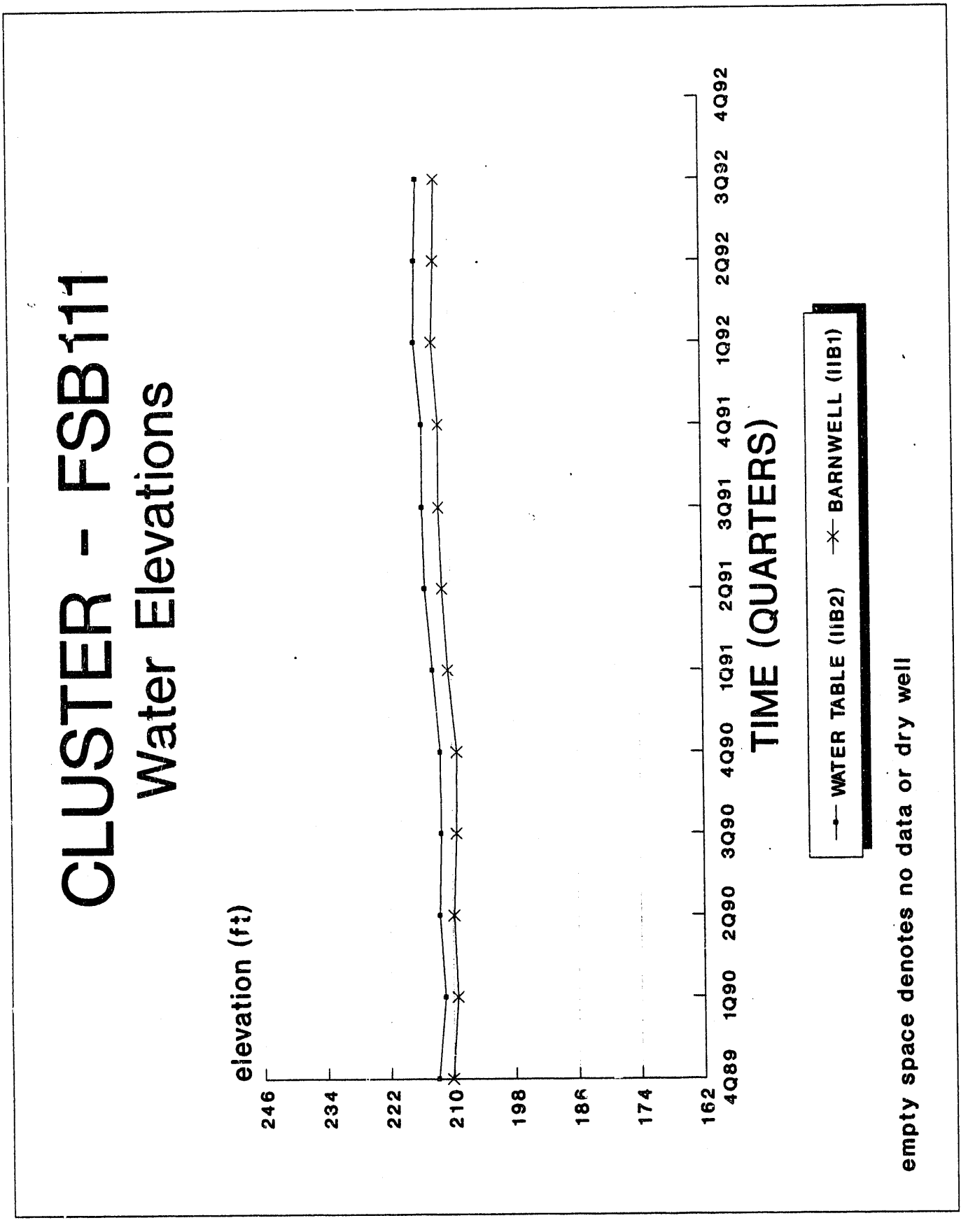
CLUSTER - FSB111
Water Elevations
elevation (ft)
246
234
222
210
198
186
174
162
4Q89
1Q90
2Q90
3Q90
4Q90
1Q91
2Q91
3Q91
4Q91
1Q92
2Q92
3Q92
4Q92
TIME (QUARTERS)
WATER TABLE (IIB2)
BARNWELL (IIB1)
empty space denotes no data or dry well

CLUSTER - FSB112

Water Elevations

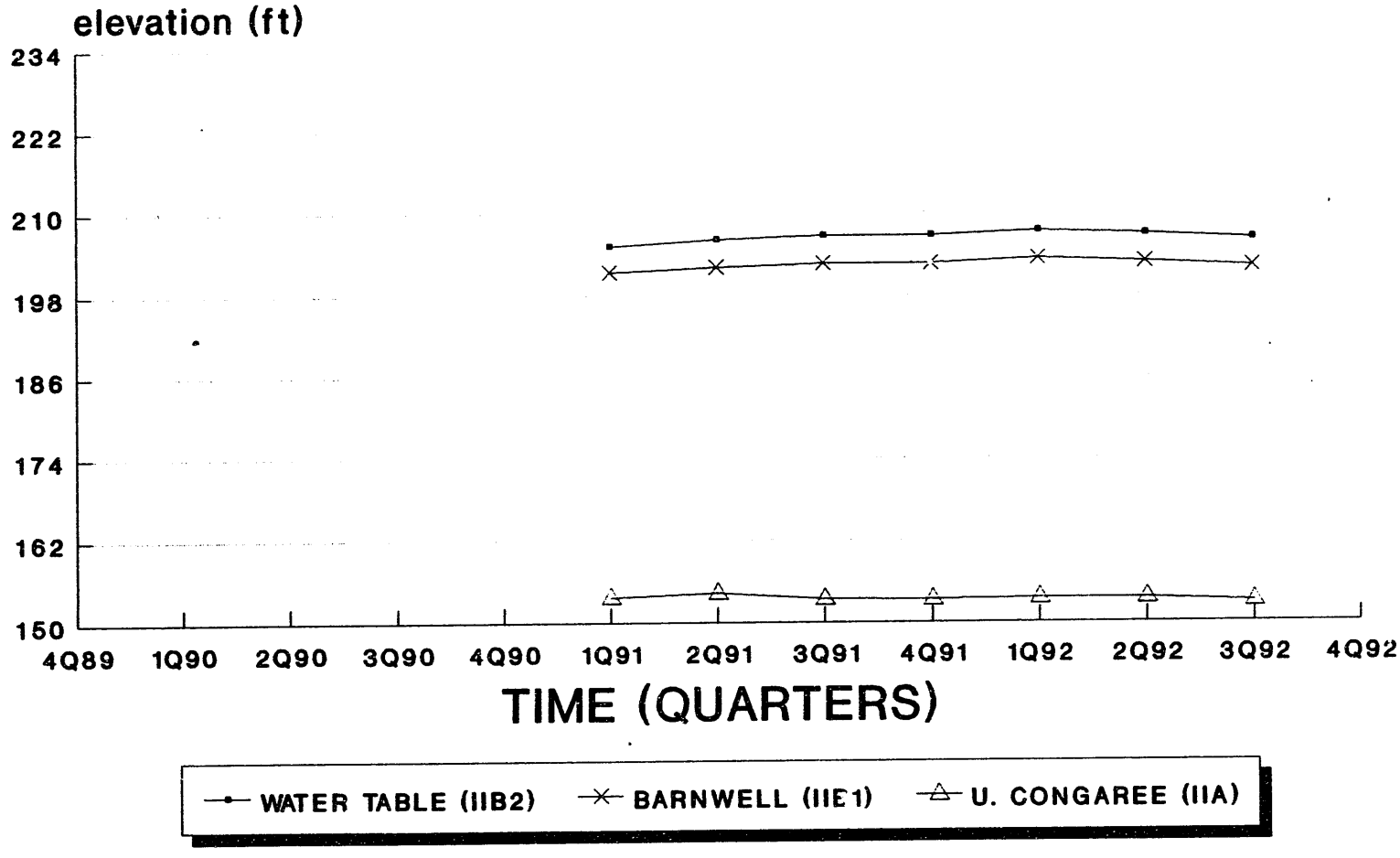

empty space denotes no data or dry well

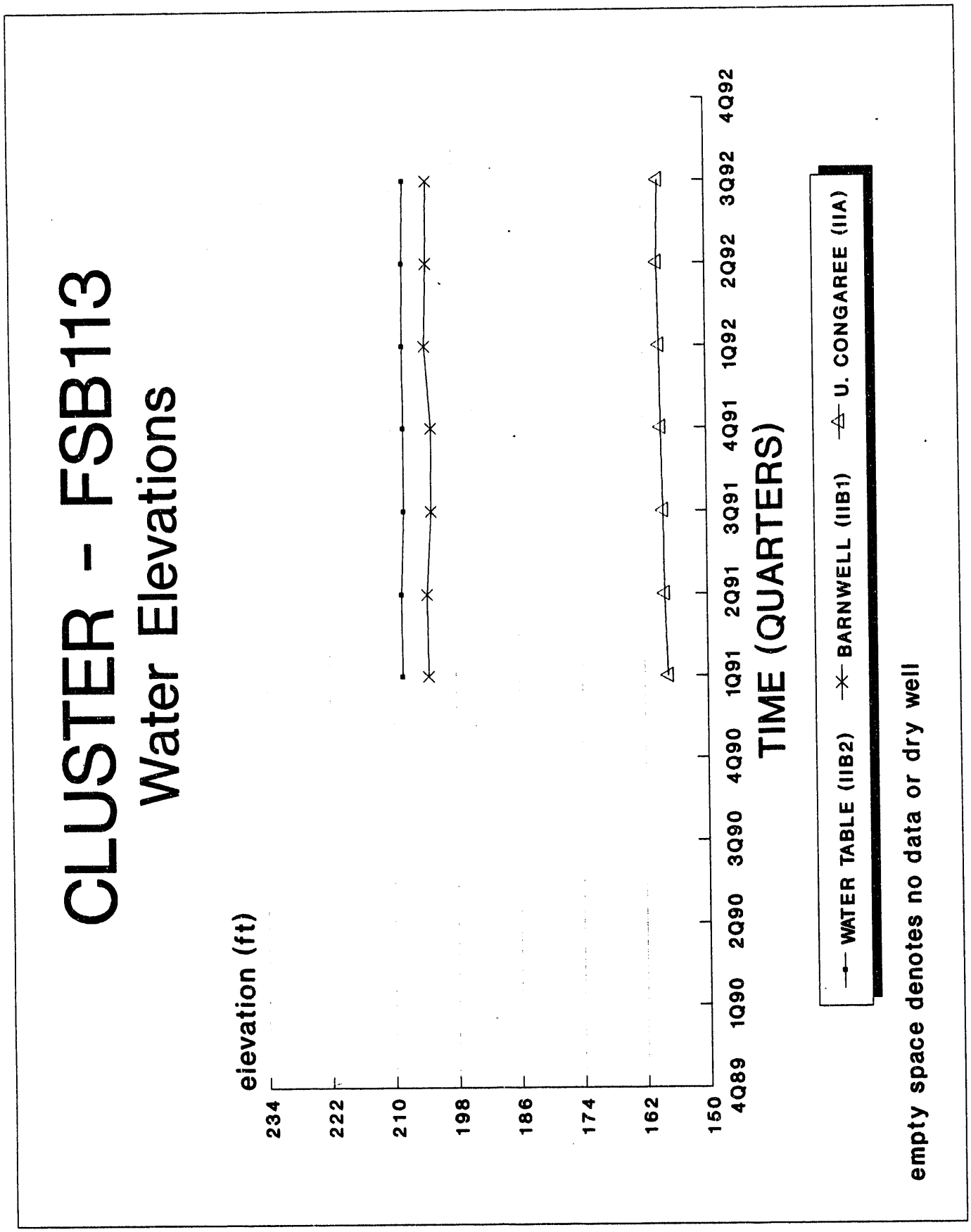
CLUSTER - FSB113
Water Elevations
elevation (ft)
234
222
210
198
186
174
162
150
4Q89
1Q90
2Q90
3Q90
4Q90
1Q91
2Q91
3Q91
4Q91
1Q92
2Q92
3Q92
4Q92
TIME (QUARTERS)
WATER TABLE (IIB2)
BARNWELL (IIB1)
U. CONGAREE (IIA)
empty space denotes no data or dry well

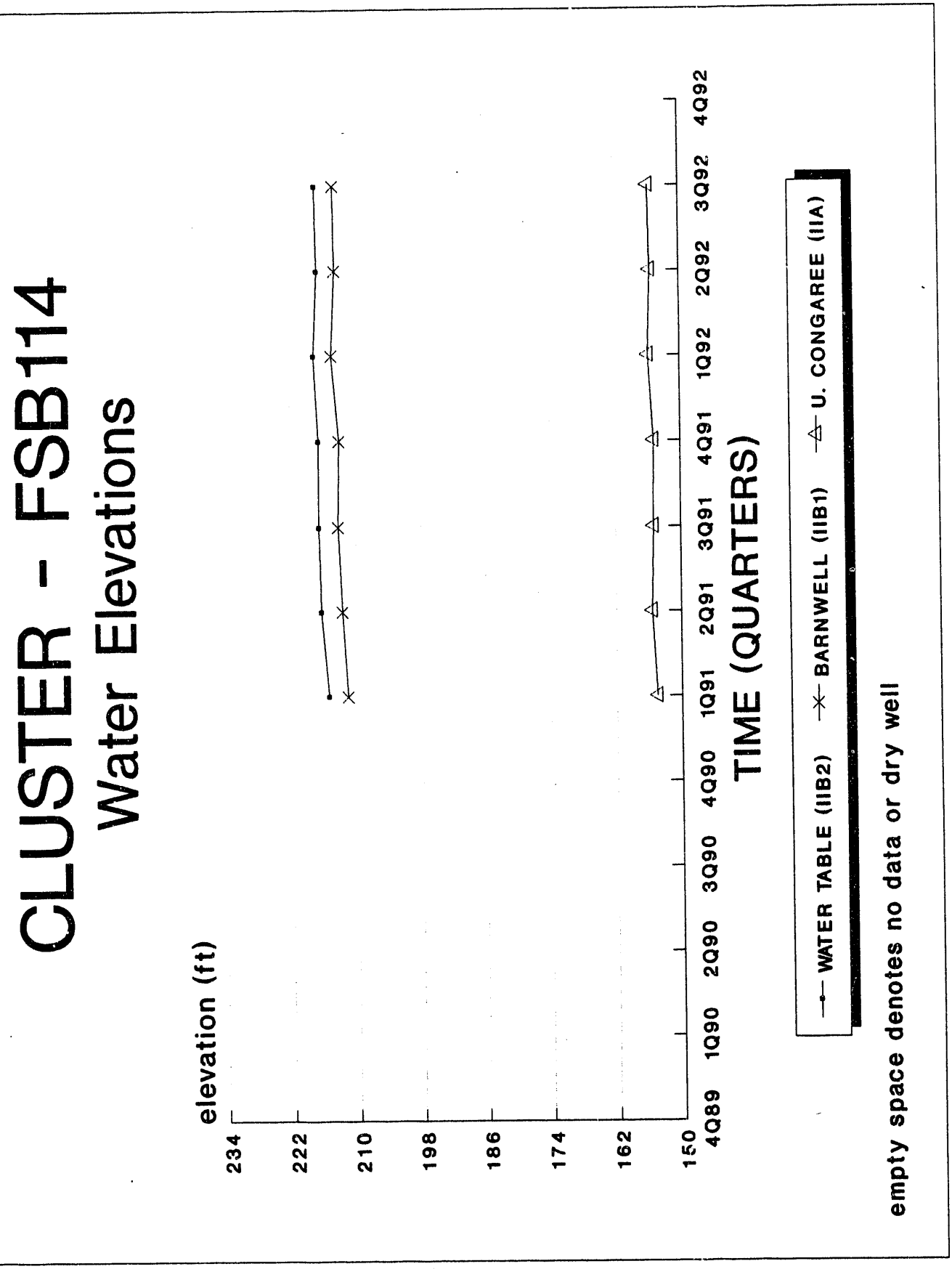
CLUSTER - FSB114
Water Elevations
elevation (ft)
234
222
210
198
186
174
162
150
4Q89
1Q90
2Q90
3Q90
4Q90
1Q91
2Q91
3Q91
4Q91
1Q92
2Q92
3Q92
4Q92
TIME (QUARTERS)
WATER TABLE (IIB2)
BARNWELL (IIB1)
U. CONGAREE (IIA)
empty space denotes no data or dry well

CLUSTER - FSB115

Water Elevations

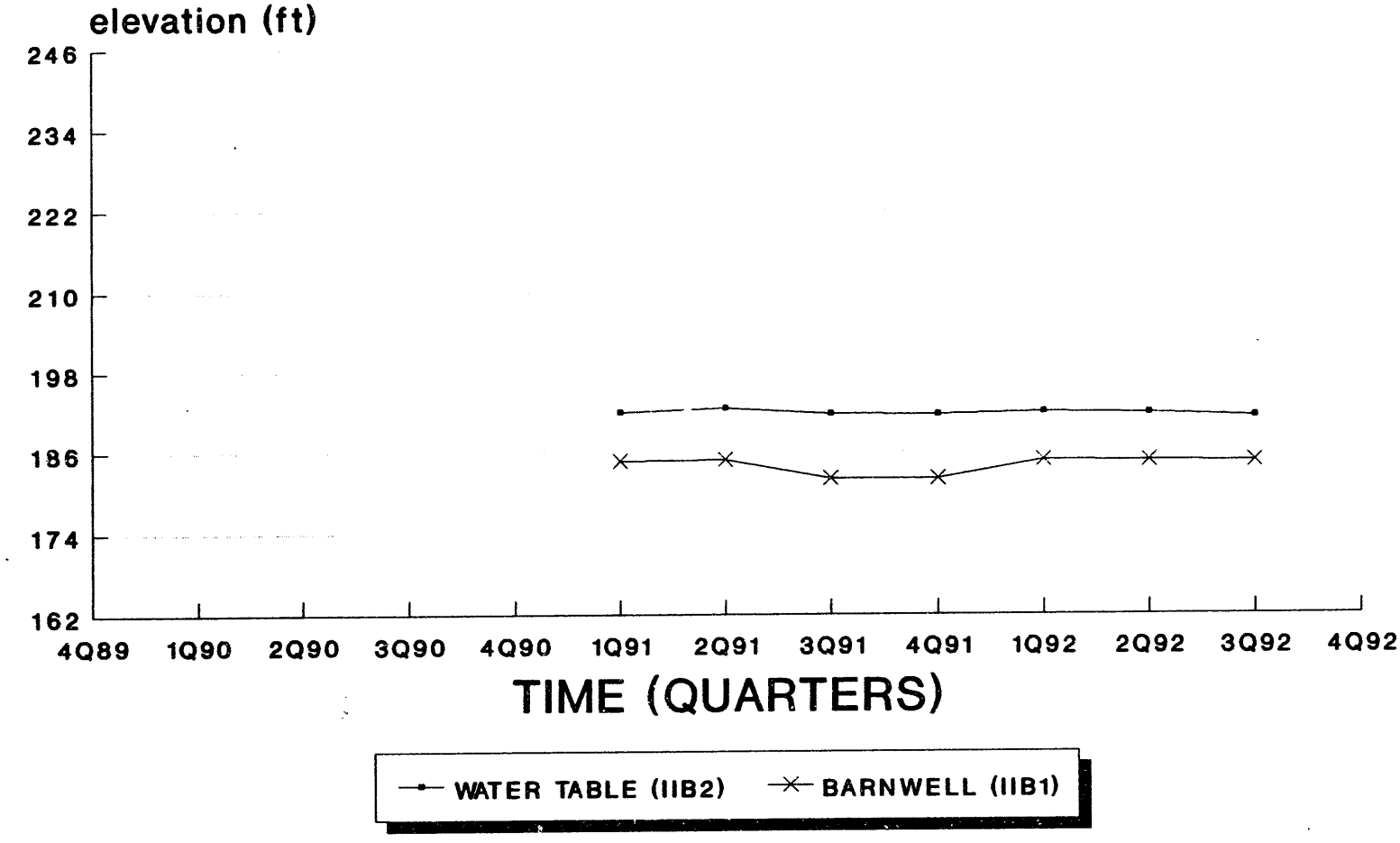

empty space denotes no data or dry well

CLUSTER - FSB116

Water Elevations

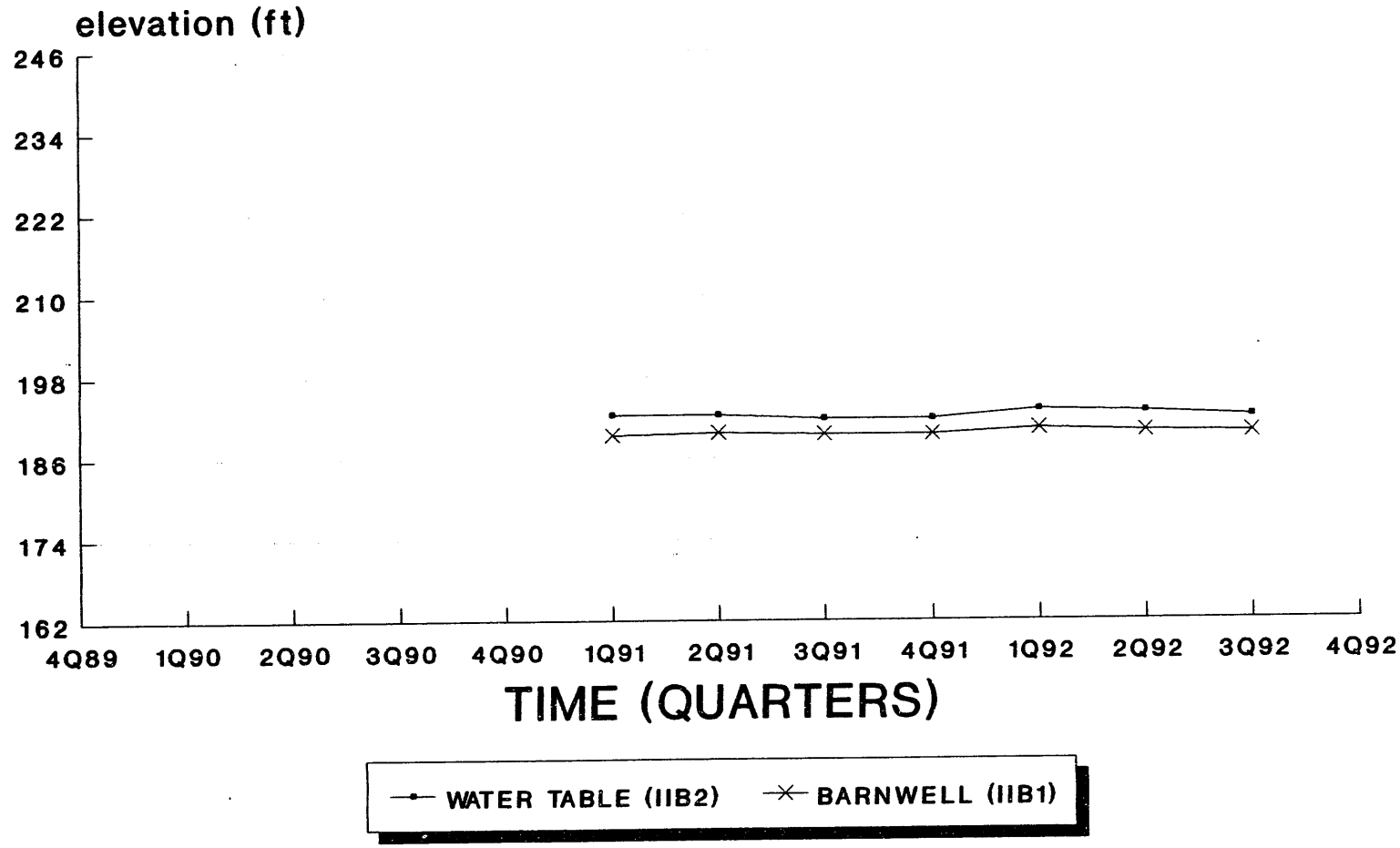

empty space denotes no data or dry well

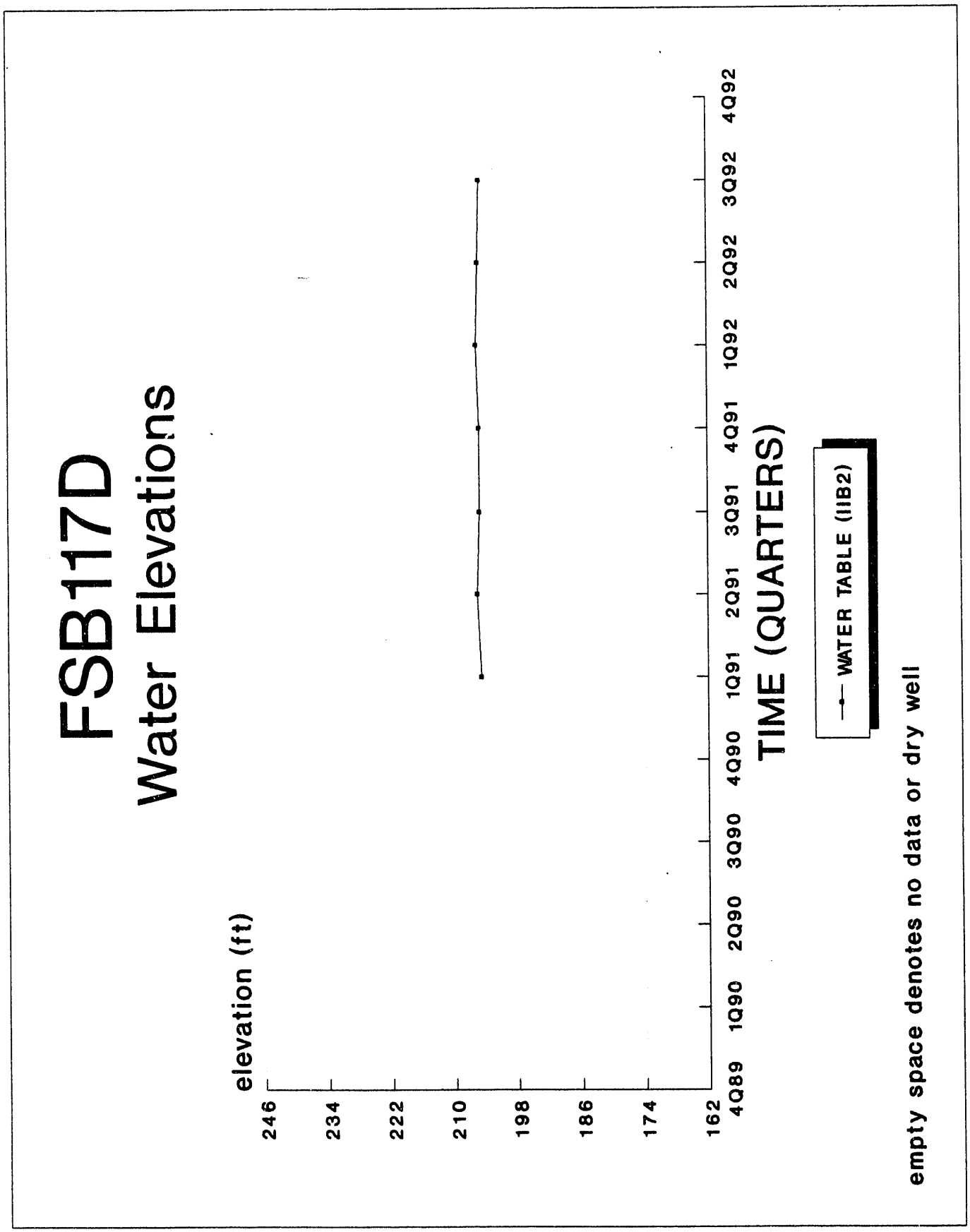
FSB117D
Water Elevations
elevation (ft)
246
234
222
210
198
186
174
162
4Q89
1Q90
2Q90
3Q90
4Q90
1Q91
2Q91
3Q91
4Q91
1Q92
2Q92
3Q92
4Q92
TIME (QUARTERS)
WATER TABLE (IIB2)
empty space denotes no data or dry well

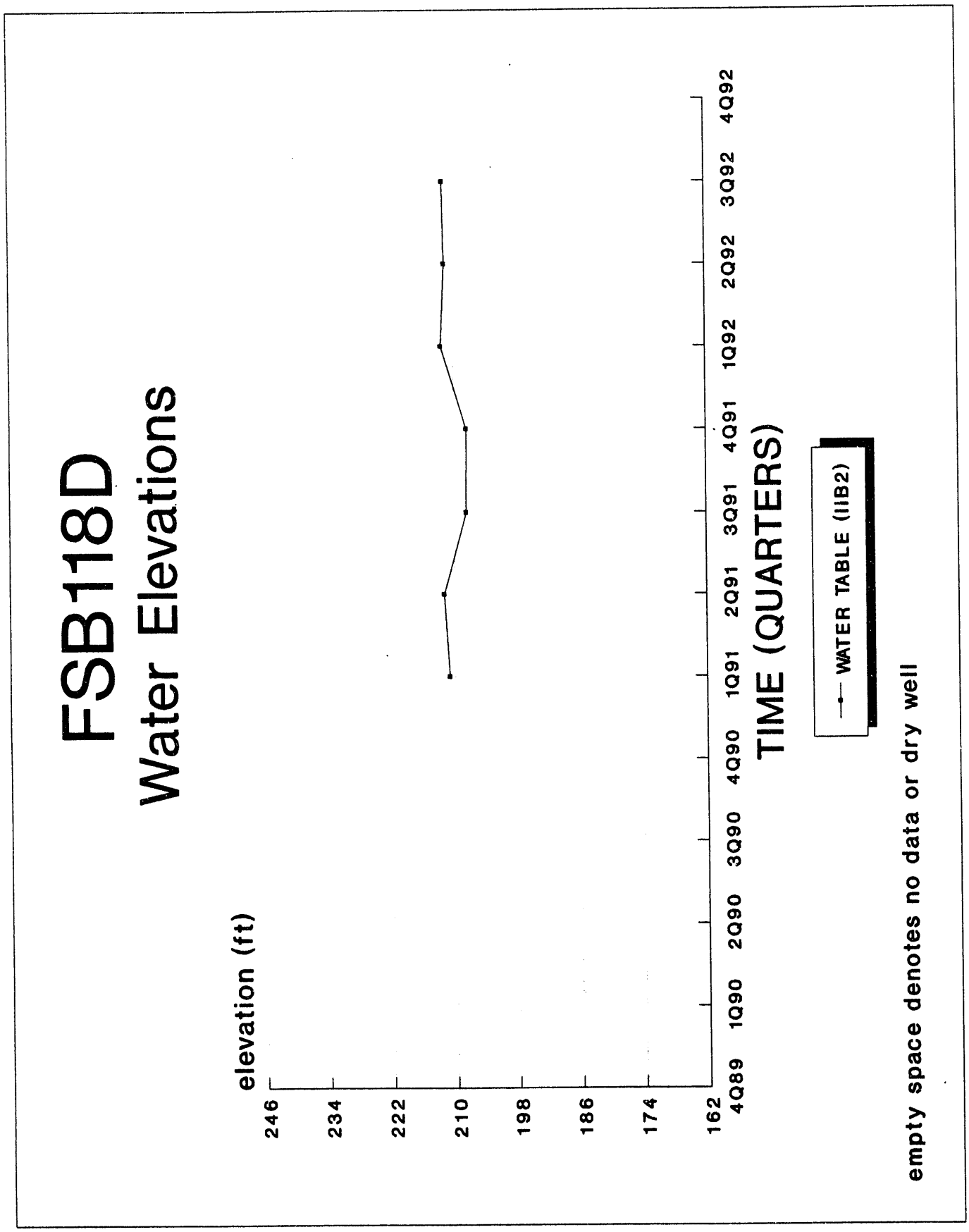
FSB118D
Water Elevations
elevation (ft)
246
234
222
210
198
186
174
162
4Q89
1Q90
2Q90
3Q90
4Q90
1Q91
2Q91
3Q91
4Q91
1Q92
2Q92
3Q92
4Q92
TIME (QUARTERS)
WATER TABLE (IIB2)
empty space denotes no data or dry well

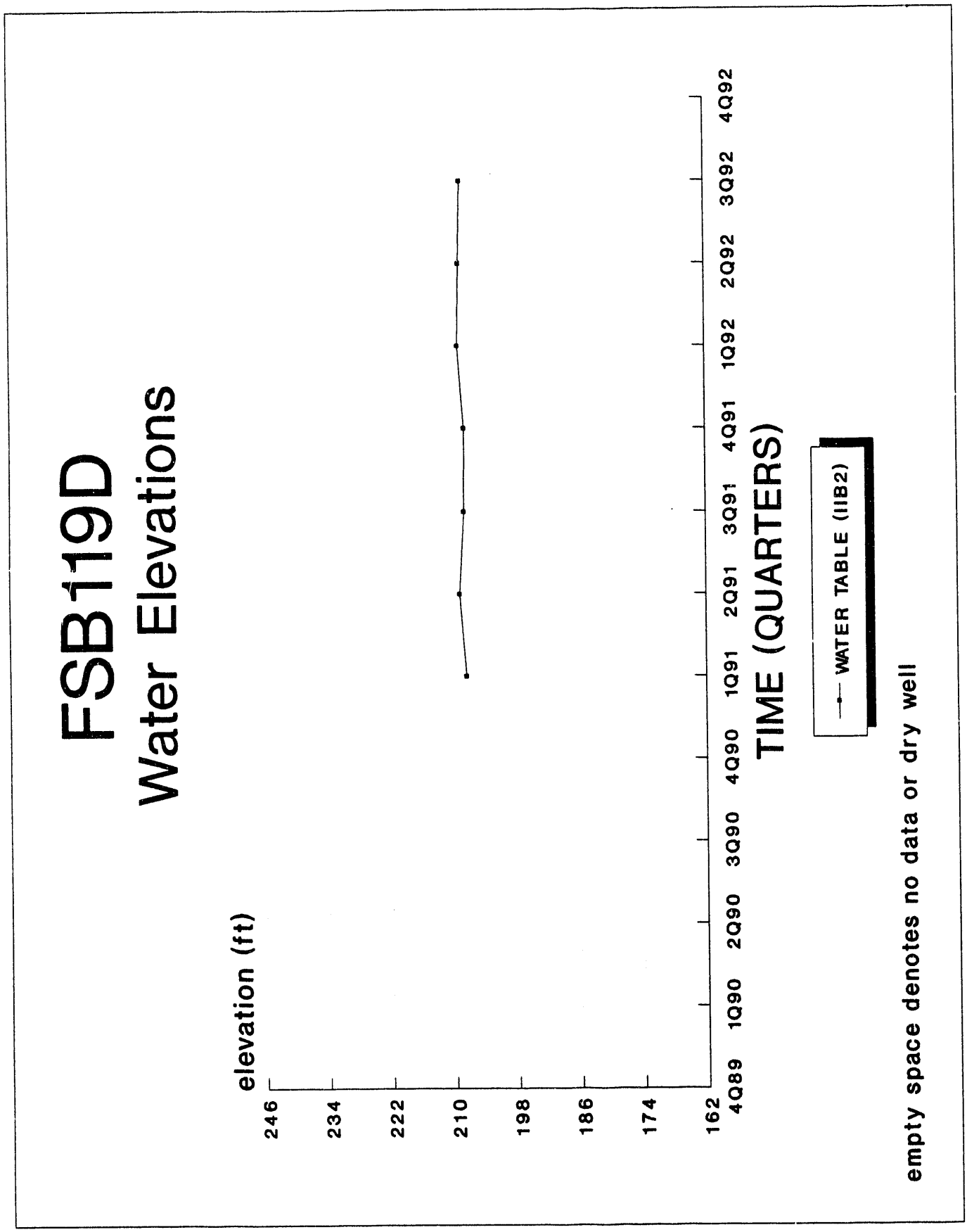
FSB119D
Water Elevations
elevation (ft)
246
234
222
210
198
186
174
162
4Q89
1Q90
2Q90
3Q90
4Q90
1Q91
2Q91
3Q91
4Q91
1Q92
2Q92
3Q92
4Q92
TIME (QUARTERS)
WATER TABLE (IIB2)
empty space denotes no data or dry well

CLUSTER - FSB120

Water Elevations

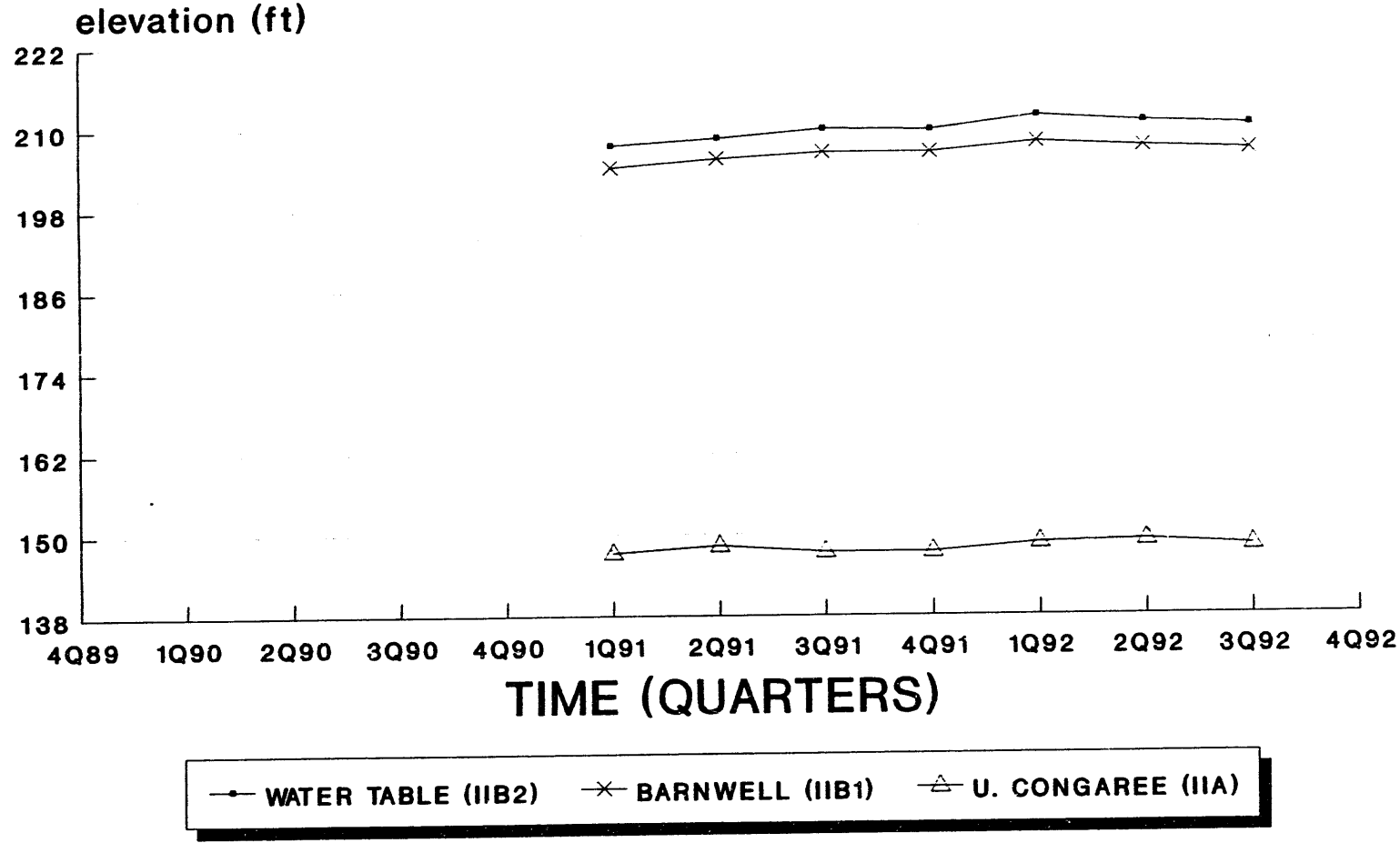

empty space denotes no data or dry well

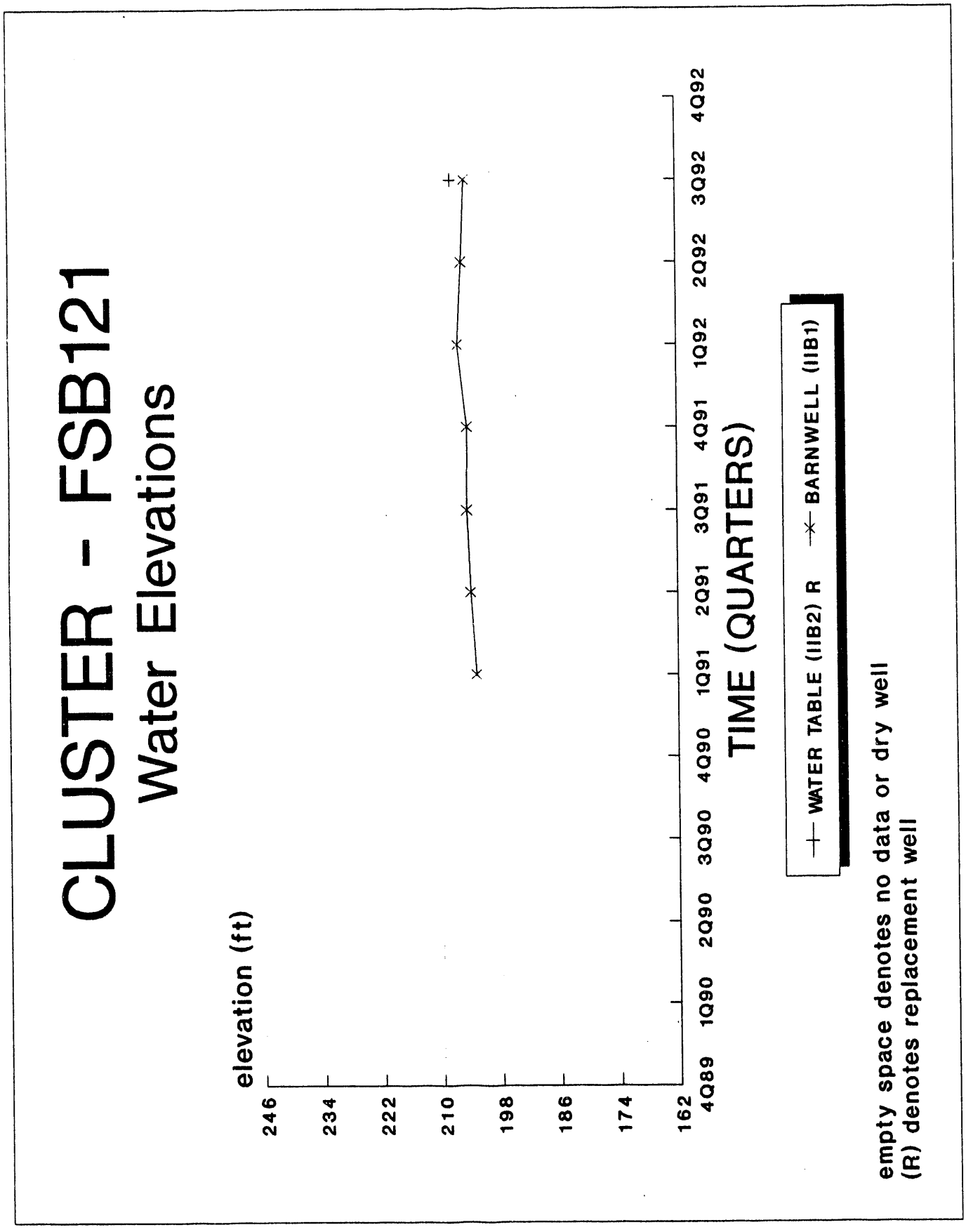
CLUSTER - FSB121
Water Elevations
elevation (ft)
246
234
222
210
198
186
174
162
4Q89
1Q90
2Q90
3Q90
4Q90
1Q91
2Q91
3Q91
4Q91
1Q92
2Q92
3Q92
4Q92
TIME (QUARTERS)
WATER TABLE (IIB2) R
BARNWELL (IIB1)
empty space denotes no data or dry well
(R) denotes replacement well

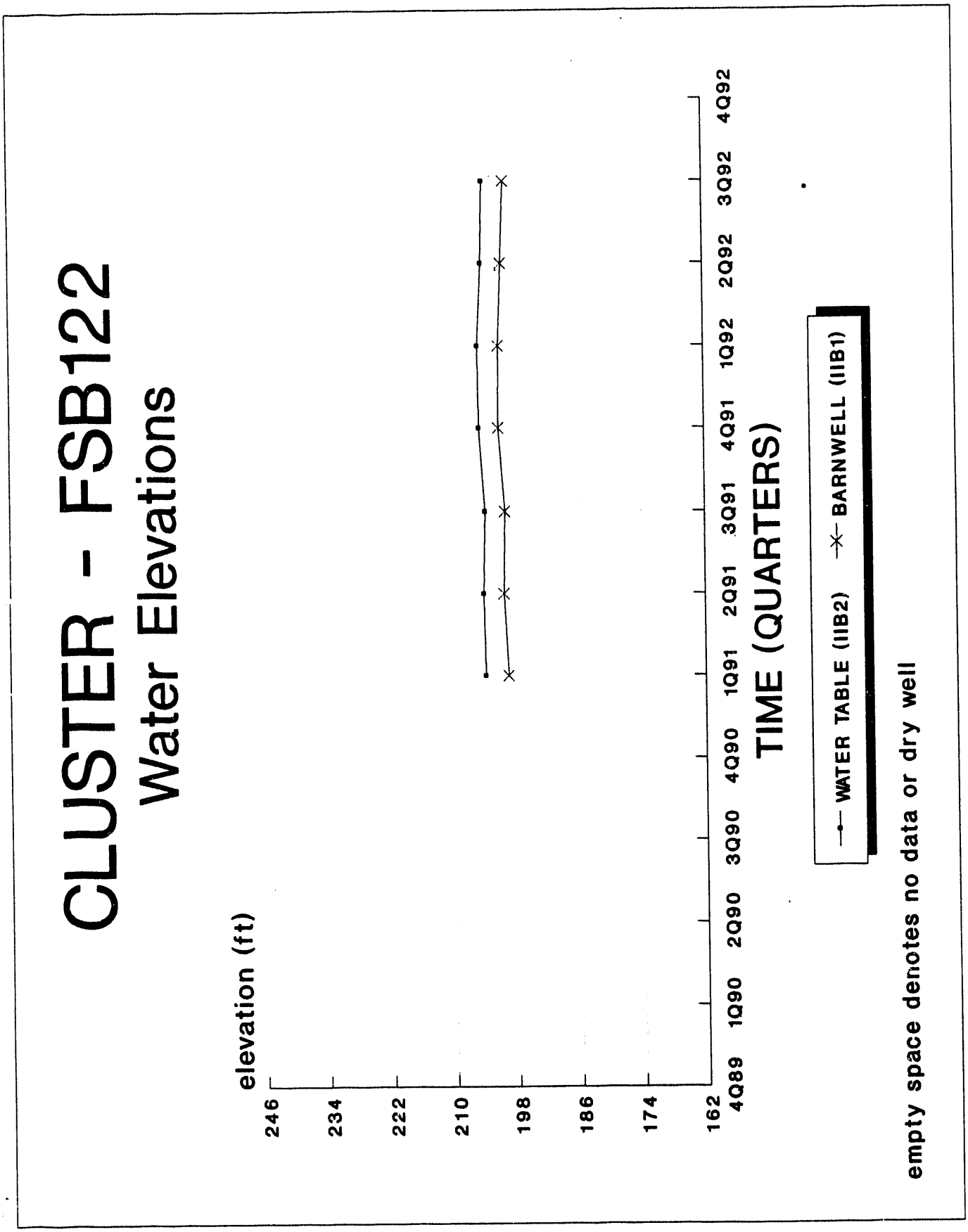
CLUSTER - FSB122
Water Elevations
elevation (ft)
246
234
222
210
198
186
174
162
4Q89
1Q90
2Q90
3Q90
4Q90
1Q91
2Q91
3Q91
4Q91
1Q92
2Q92
3Q92
4Q92
TIME (QUARTERS)
WATER TABLE (IIB2)
BARNWELL (IIB1)
empty space denotes no data or dry well

CLUSTER - FSB123

Water Elevations

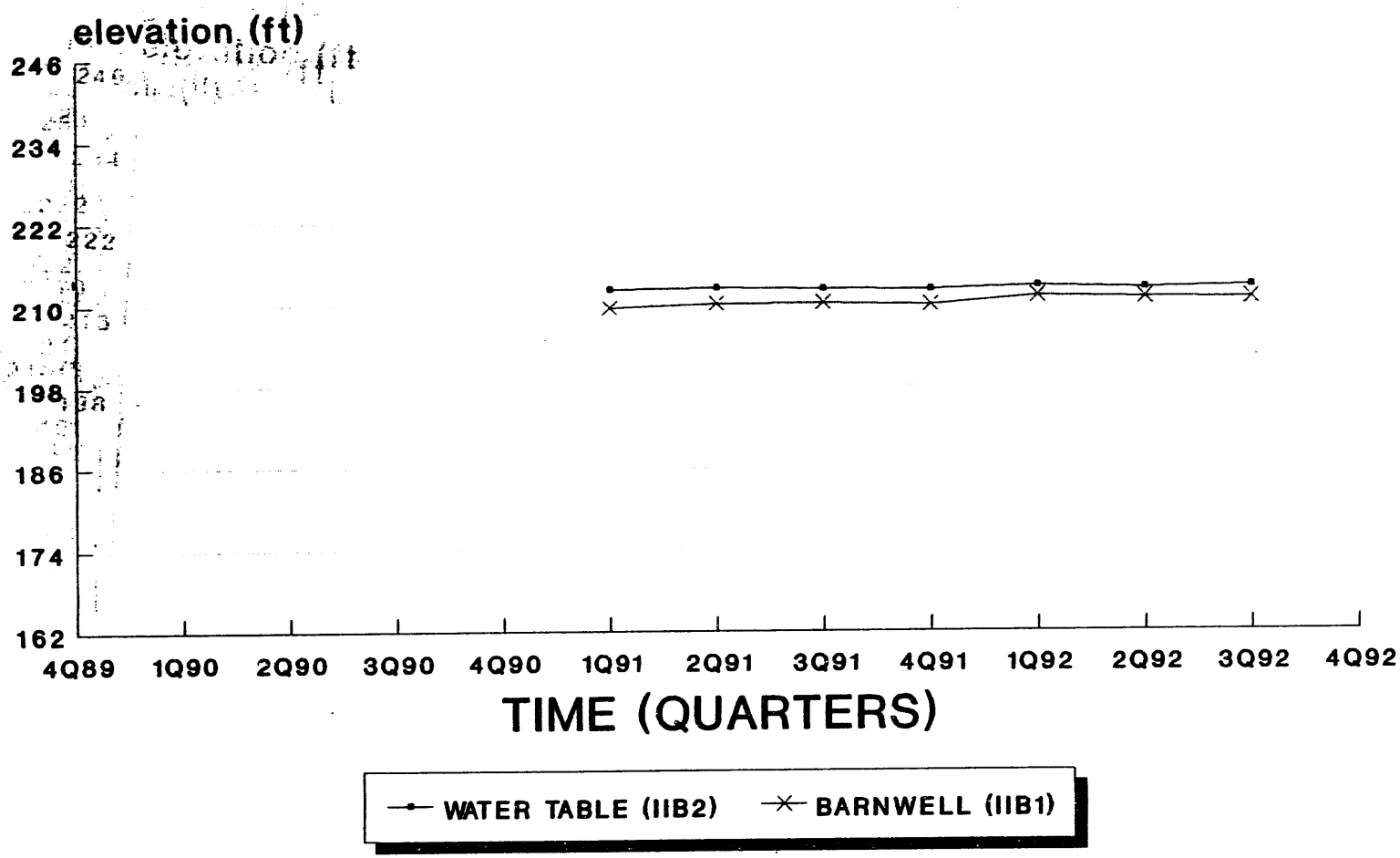

empty space denotes no data or dry well

DATE
FILMED
6/18/93