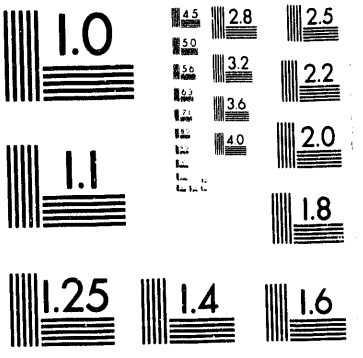
1.0
4.5
5.0
5.6
6.3
7.1
8.0
2.8
3.2
3.6
4.0
2.5
2.2
2.0
1.8
1.1
1.25
1.4
1.6

WSRC-TR-93-399

FIRST AND SECOND QUARTERS 1993

F-AREA SEEPAGE BASINS GROUNDWATER MONITORING REPORT (U)

Volume I

KEY WORDS

aluminum
FSB wells
nitrate
tritium
zinc

PUBLICATION DATE: SEPTEMBER 1993

WESTINGHOUSE SAVANNAH RIVER COMPANY
SAVANNAH RIVER SITE
AIKEN, SC 29808

MASTER

DISTRIBUTION OF THIS DOCUMENT IS UNLIMITED

Abstract

During the first half of 1993, the groundwater at the F-Area Seepage Basins (FASB) was monitored in compliance with South Carolina Hazardous Waste Management Regulations, R61-79.265, Subpart F. Eighty-seven wells provided samples from the three hydrostratigraphic units that make up the uppermost aquifer beneath the FASB. A detailed description of the uppermost aquifer is included in the Resource Conservation and Recovery Act Part B Post-Closure Care Permit Application for the F-Area Hazardous Waste Management Facility submitted to the South Carolina Department of Health and Environmental Control (SCDHEC) in December 1990.

Beginning in the first quarter of 1993, the standard for comparison is the SCDHEC Groundwater Protection Standard (GWPS) specified in the approved F-Area Seepage Basins Part B Permit (November 1992). Currently and historically, gross alpha, nitrate, nonvolatile beta, and tritium are among the primary constituents to exceed standards. Numerous other radionuclides and hazardous constituents also exceeded the GWPS in the groundwater at the FASB during the first half of 1993, notably aluminum, iodine-129, technetium-99, and zinc. The elevated constituents are found primarily in Aquifer Zone IIB_2 (Water Table) and Aquifer Zone IIB_1 (Barnwell/McBean) wells. However, several Aquifer Unit IIA (Congaree) wells also contain elevated levels of constituents.

Isoconcentration/isoactivity maps included in this report indicate both the concentration/activity and extent of the primary contaminants in each of the three hydrostratigraphic units. Water-level maps indicate that the groundwater flow rates and directions at the FASB have remained relatively constant since the basins ceased to be active in 1988.

Contents

Page

Abstract iii

List of Figures vii

List of Tables x

Executive Summary 1

Introduction 2
Description of Facilities 2
Hydrostratigraphic Units 3

Discussion 5
Groundwater Monitoring Data 5
Integrity of the Monitoring Well Network 6
Analytical Results Exceeding Standards 7
Isoconcentration Maps and Time Series Plots 10
Water Levels 10
Groundwater Flow Rates and Directions 11
Upgradient and Background Results 14

Conclusions 16

Errata 18

References Cited 20

Appendix A – Groundwater Protection Standard A-1

Appendix B – Flagging Criteria B-1

Appendix C – Figures C-1

Appendix D – Groundwater Monitoring Results Tables D-1

Appendix E – Data Quality/Useability Assessment E-1

Appendix F – Time Series Plots F-1

Appendix G – Hydrographs G-1

List of Figures

Page

1. Location of the F-Area Seepage Basins at the Savannah River Site C-2
2. Location of the Groundwater Monitoring Wells at the F-Area Seepage Basins C-3
3. Hydrostratigraphic Nomenclature C-4
4. Regional Correlation of Hydrostratigraphic and Lithostratigraphic Nomenclatures C-5
5. Location of Aquifer Zone IIB_2 (Water Table) Monitoring Wells at the F-Area Seepage Basins C-6
6. Location of Aquifer Zone IIB_1 (Barnwell/McBean) Monitoring Wells at the F-Area Seepage Basins C-7
7. Location of Aquifer Unit IIA (Congaree) Monitoring Wells at the F-Area Seepage Basins C-8
8. Cadmium Concentrations in Aquifer Zone IIB_2 (Water Table) at the F-Area Seepage Basins, Second Quarter 1993 . . . . . C-9
9. Cadmium Concentrations in Aquifer Zone IIB_1 (Barnwell/McBean) at the F-Area Seepage Basins, Second Quarter 1993 . . . . . C-10
10. Cadmium Concentrations in Aquifer Unit IIA (Congaree) at the F-Area Seepage Basins, Second Quarter 1993 . . . . . C-11
11. Gross Alpha Activities in Aquifer Zone IIB_2 (Water Table) at the F-Area Seepage Basins, Second Quarter 1993 . . . . . C-12
12. Gross Alpha Activities in Aquifer Zone IIB_1 (Barnwell/McBean) at the F-Area Seepage Basins, Second Quarter 1993 . . . . . C-13
13. Gross Alpha Activities in Aquifer Unit IIA (Congaree) at the F-Area Seepage Basins, Second Quarter 1993 . . . . . C-14
14. Lead Concentrations in Aquifer Zone IIB_2 (Water Table) at the F-Area Seepage Basins, Second Quarter 1993 . . . . . C-15

15. Lead Concentrations in Aquifer Zone IIB_1 (Barnwell/McBean) at the F-Area Seepage Basins, Second Quarter 1993 . . . . . C-16

16. Lead Concentrations in Aquifer Unit IIA (Congaree) at the F-Area Seepage Basins, Second Quarter 1993 . . . . . C-17

17. Nitrate Concentrations in Aquifer Zone IIB_2 (Water Table) at the F-Area Seepage Basins, Second Quarter 1993 . . . . . C-18

18. Nitrate Concentrations in Aquifer Zone IIB_1 (Barnwell/McBean) at the F-Area Seepage Basins, Second Quarter 1993 . . . . . C-19

19. Nitrate Concentrations in Aquifer Unit IIA (Congaree) at the F-Area Seepage Basins, Second Quarter 1993 . . . . . C-20

20. Nonvolatile Beta Activities in Aquifer Zone IIB_2 (Water Table) at the F-Area Seepage Basins, Second Quarter 1993 . . . . . C-21

21. Nonvolatile Beta Activities in Aquifer Zone IIB_1 (Barnwell/McBean) at the F-Area Seepage Basins, Second Quarter 1993 . . . . . C-22

22. Nonvolatile Beta Activities in Aquifer Unit IIA (Congaree) at the F-Area Seepage Basins, Second Quarter 1993 . . . . . C-23

23. Radium-226 Activities in Aquifer Zone IIB_2 (Water Table) at the F-Area Seepage Basins, Second Quarter 1993 . . . . . C-24

24. Radium-226 Activities in Aquifer Zone IIB_1 (Barnwell/McBean) at the F-Area Seepage Basins, Second Quarter 1993 . . . . . C-25

25. Radium-226 Activities in Aquifer Unit IIA (Congaree) at the F-Area Seepage Basins, Second Quarter 1993 . . . . . C-26

26. Radium-228 Activities in Aquifer Zone IIB_2 (Water Table) at the F-Area Seepage Basins, Second Quarter 1993 . . . . . C-27

27. Radium-228 Activities in Aquifer Zone IIB_1 (Barnwell/McBean) at the F-Area Seepage Basins, Second Quarter 1993 . . . . . C-28

28. Radium-228 Activities in Aquifer Unit IIA (Congaree) at the F-Area Seepage Basins, Second Quarter 1993 . . . . . C-29

29. Tritium Activities in Aquifer Zone IIB_2 (Water Table) at the F-Area Seepage Basins, Second Quarter 1993 . . . . . C-30

30. Tritium Activities in Aquifer Zone IIB_1 (Barnwell/McBean) at the F-Area Seepage Basins, Second Quarter 1993 . . . . . C-31

31. Tritium Activities in Aquifer Unit IIA (Congaree) at the F-Area Seepage Basins, Second Quarter 1993 . . . . . C-32

32. Piezometric Surface Map of Aquifer Zone IIB_2 (Water Table) at the F-Area Seepage Basins, First Quarter 1993 . . . . . C-33

33. Piezometric Surface Map of Aquifer Zone IIB_2 (Water Table) at the F-Area Seepage Basins, Second Quarter 1993 . . . . . C-34

34. Potentiometric Surface Map of Aquifer Zone IIB_1 (Barnwell/McBean) at the F-Area Seepage Basin, First Quarter 1993 . . . . . C-35

35. Potentiometric Surface Map of Aquifer Zone IIB_1 (Barnwell/McBean) at the F-Area Seepage Basins, Second Quarter 1993 . . . . . C-36

36. Potentiometric Surface Map of Aquifer Unit IIA (Congaree) at the F-Area Seepage Basins, First Quarter 1993 . . . . . C-37

37. Potentiometric Surface Map of Aquifer Unit IIA (Congaree) at the F-Area Seepage Basins, Second Quarter 1993 . . . . . C-38

38. pH Levels in Aquifer Zone IIB_2 (Water Table) at the F-Area Seepage Basins, Second Quarter 1993 . . . . . C-39

39. pH Levels in Aquifer Zone IIB_1 (Barnwell/McBean) at the F-Area Seepage Basins, Second Quarter 1993 . . . . . C-40

40. pH Levels in Aquifer Unit IIA (Congaree) at the F-Area Seepage Basins, Second Quarter 1993 . . . . . C-41

41. Specific Conductance in Aquifer Zone IIB_2 (Water Table) at the F-Area Seepage Basins, Second Quarter 1993 . . . . . C-42

42. Specific Conductance in Aquifer Zone IIB_1 (Barnwell/McBean) at the F-Area Seepage Basins, Second Quarter 1993 . . . . . C-43

43. Specific Conductance in Aquifer Unit IIA (Congaree) at the F-Area Seepage Basins, Second Quarter 1993 . . . . . C-44

List of Tables

Page

1. Maximum Levels of Constituents Exceeding the Groundwater Protection Standards D-5

2. Maximum Levels of Constituents Exceeding the SRS Flag 2 Criteria D-20

3. Groundwater Monitoring Results for Individual Wells D-33

Executive Summary

Currently, 87 wells monitor the groundwater in the uppermost aquifer beneath the F-Area Seepage Basins (FASB) at the Savannah River Site (SRS) as required by the South Carolina Hazardous Waste Management Regulations. The wells are sampled and analyzed quarterly for certain heavy metals, indicator parameters, radionuclides, volatile organics, and other constituents. This groundwater monitoring report describes the monitoring results that exceeded the Groundwater Protection Standard (GWPS) and SRS flagging criteria during first and second quarters 1993. Beginning first quarter 1993, groundwater monitoring reports are submitted to the South Carolina Department of Health and Environmental Control (SCDHEC) semiannually as required by the FASB Hazardous Waste Permit effective November 2, 1992 (SCDHEC, 1992).

During the first half of 1993, the following parameters exceeded the GWPS in wells at the FASB: aluminum, americium-241, barium, bis(2-ethylhexyl) phthalate, cadmium, cesium-137, cobalt, copper, curium-243/244, curium-245/246, cyanide, gross alpha, iodine-129, lead, mercury, methylene chloride, nickel, nitrate, nonvolatile beta, pH, plutonium-238, radium-226, radium-228, strontium-89, strontium-90, technetium-99, tetrachloroethylene, thorium-234, trichloroethylene, trichlorofluoromethane, tritium, uranium-233/234, uranium-235, uranium-238, and zinc.

Aluminum, gross alpha, iodine-129, nitrate, nonvolatile beta, technetium-99, tritium, and zinc exceeded the GWPS most frequently. During this period, pH exceeded the GWPS in over 50% of the wells. Most of the elevated pH results exceeded the acidic standard. Bis(2-ethylhexyl) phthalate and the volatile organic compounds were found sporadically. Upgradient wells FSB 79A and 79B did not contain any radioactive or chemical constituents that exceeded the GWPS. Elevated levels of aluminum, strontium-90, thorium-234, trichlorofluoromethane, tritium, or zinc were found in one or more of the remaining upgradient wells.

Elevated constituents were found primarily in Aquifer Zone IIB_2 (Water Table) and Aquifer Zone IIB_1 (Barnwell/McBean). However, aluminum, nitrate, nonvolatile beta, strontium-90, tritium, and zinc in levels exceeding the GWPS occurred in one or more wells in Aquifer Unit IIA (Congaree).

Groundwater flow directions beneath the FASB in Aquifer Zone IIB_2 (Water Table) and Aquifer Zone IIB_1 (Barnwell/McBean) are generally south to southeast toward Fourmile Branch (using universal transverse Mercator [UTM] grid coordinates). Flow in both the upper and lower portions of Aquifer Unit IIA (Congaree) is generally northwest toward Upper Three Runs Creek. Flow directions and flow rates have remained relatively consistent in recent history; however, previous descriptions may appear to differ because SRS grid coordinates were used prior to 1993.

Introduction

Description of Facilities

The three F-Area Seepage Basins (FASB) are located in the Separations Area in the central part of the Savannah River Site (SRS) (Figures 1 and 2, Appendix C). The following description outlines important events in the history of the FASB:

- The FASB began operating in 1955 to replace the Old F-Area Seepage Basin. These unlined, hydraulically connected basins received waste water containing low-level radioactive constituents and chemicals primarily from the F-Area Separations Facility. The main sources for this waste water included cooling water from the tritium facilities, nitric acid recovery overheads, general purpose evaporator overheads, other process evaporator overheads, and retention basin transfers (Heffner and Exploration Resources, 1991).

- The Resource Conservation and Recovery Act (RCRA) Part A post-closure care permit application was submitted to the South Carolina Department of Health and Environmental Control (SCDHEC) on September 29, 1980, and the Part B permit application was submitted on February 6, 1985.

- In Administrative Consent Order 85-70-SW (November 7, 1985), DOE agreed to comply with the South Carolina Hazardous Waste Management Regulations (SCHWMR) (SCDHEC, 1990) and to continue quarterly groundwater monitoring at the FASB.

- In Settlement Agreement 86-52-SW (June 20, 1986), SCDHEC required DOE to submit groundwater monitoring reports to address groundwater contamination at the FASB.

- On May 1, 1987, Settlement Agreement 87-27-SW became effective. In this agreement, SCDHEC required DOE to submit a revised Part B post-closure care permit application by April 15, 1988, to address a Notice of Deficiency issued by SCDHEC on November 21, 1985.

- DOE submitted a revised Part B post-closure care permit application on April 15, 1988, in compliance with Settlement Agreement 87-27-SW.

- Under the Consent Decree of June 1, 1988 (Natural Resources Defense Council et al., Civil Action 1:85-2583-6, U.S. District Court, District of South Carolina, Aiken Division), the FASB was placed on Interim Status.

- Discharge of waste water to the FASB was discontinued on November 7, 1988.

- SCDHEC terminated Interim Status for the FASB on November 8, 1988.

- On December 3, 1990, DOE submitted a revised Part B post-closure care permit application to SCDHEC that includes an implementable plan for groundwater remediation (WSRC, 1990).

- Closure caps for the FASB were completed on January 4, 1991. These low permeability caps prevent infiltration of rainwater through the basin sediments and minimize migration of contaminants into the groundwater.

- A revised Part B post-closure care permit application was submitted to SCDHEC on January 22, 1991.

- The basins were certified closed April 26, 1991, in accordance with SCHWMR (SCDHEC, 1990).

- In March 1992, a revised Part B post-closure care permit (WSRC, 1992a) was submitted to SCDHEC.

- SCDHEC issued a modification to permit SC1-890-008-989 with conditions on September 30, 1992 (SCDHEC, 1992). The permit, effective November 2, 1992, requires that a detailed corrective action plan for groundwater remediation at the FASB be submitted.

The Environmental Protection Department/Environmental Monitoring Section (EPD/EMS) monitors the groundwater beneath the FASB quarterly as part of the SRS Groundwater Monitoring Program. The Environmental Restoration Department provides semiannual reports to SCDHEC as required by the FASB Hazardous Waste Permit issued November 2, 1992 (SCDHEC, 1992). Tritium and nitrate are the primary constituents detected in the groundwater. However, elevated levels of cadmium, gross alpha, lead, nonvolatile beta, total radium (radium-226 and radium-228), and other constituents also are found in the groundwater as a result of the 30-year operation of this facility.

Hydrostratigraphic Units

Historically, groundwater monitoring reports for the FASB have used the nomenclature *Water Table*, *Barnwell*, *McBean*, and *Congaree* to identify water-bearing units. However, an interim alphanumeric system developed by Aadland and Bledsoe (1990) (Figure 3, Appendix C) defines these units at SRS using hydrostratigraphic rather than lithostratigraphic designations. Figure 4 (Appendix C) shows a correlation of these designations. For clarity, this report uses the newer nomenclature and also includes the older names used in earlier reports. The FASB RCRA Part B Post-Closure Care Permit Application (WSRC, 1992a), submitted March 1992, includes an in-depth explanation of the new nomenclature.

The FASB well network monitors three distinct hydrostratigraphic units in the uppermost aquifer beneath the facility: Aquifer Zone IIB_2 (Water Table), which is supported by Confining Zone IIB_1-IIB_2 (Tan Clay); the poorly confined Aquifer Zone IIB_1 (Barnwell/McBean); and the semi-confined Aquifer Unit IIA (Congaree), which is separated from the overlying Aquifer Zone IIB_1 (Barnwell/McBean) by Confining Unit IIA-IIB (Green Clay). The base of the uppermost aquifer is defined as the uppermost bed of Confining System I-II (Ellenton Formation),

which lies approximately 300 ft below the surface of the area. The FASB RCRA Part B Post-Closure Care Permit Application includes a detailed description of the geologic and hydrogeologic systems at the FASB.

Discussion

Groundwater Monitoring Data

The EPD/EMS sampling procedure (WSRC, 1992b) requires evacuation of a minimum of two well volumes and stabilization of pH, specific conductance, and turbidity prior to sample collection. Stability is established when a minimum of three successive measurements, taken within a given time period, are within a specified tolerance range. If a well pumps dry before two well volumes are purged or before stabilization is achieved, it must be revisited within 24 hours for the data to be considered from a single sampling event. On the second visit within 24 hours, samples are taken without purging or stability measurements; thus, these samples may not be representative of the groundwater quality.

Variable-speed pumps recently have been installed in wells at the FASB that have had a history of elevated metals. Samples from these wells are collected at a slower rate to minimize turbidity, which has been associated with elevated metal levels. Decreased aluminum and iron concentrations as well as lower turbidity values have been observed for samples from wells with variable-speed pumps.

During first and second quarters 1993, samples from wells at the FASB were analyzed for certain heavy metals, indicator parameters, radionuclides, volatile organics, and other constituents. Monitoring results that exceeded the Groundwater Protection Standard (GWPS) (Appendix A) or the SRS flagging criteria (Appendix B) are discussed in this report. The GWPS applicable beginning first and second quarters 1993 is based on standards listed in section 264.94 of SCHWMR (SCDHEC, 1990); practical quantitation limits identified in Appendix IX of the *Code of Federal Regulations* (EPA, 1992a) or established by the contract laboratories; primary and secondary drinking water standards (EPA, 1992b; 1992c); and the SRS flagging criteria (Appendix B). The SRS flagging criteria are based on the Safe Drinking Water Act final Primary Drinking Water Standards (PDWS) established by the U.S. Environmental Protection Agency (EPA), the proposed PDWS, Secondary Drinking Water Standards, and method detection limits. For simplicity, results that either equaled or exceeded standards are described as *elevated* or as *exceeding* or *above* standards.

The SCDHEC permit requires that all of the radionuclides except gross alpha, nonvolatile beta, total radium (radium-226 and radium-228), and tritium be compared to activities found in SRS background wells. The studies to obtain background activities will not be completed until November 1993. Thus, SRS Flag 2 criteria are used in this report as interim standards for radionuclides requiring background activity standards.

Currently, EPD/EMS does not provide analyses for several of the required radionuclides. Americium-243, nickel-63, plutonium-241, and plutonium-242 activities are not determined because they are present at relatively low levels and their analyses require difficult methodologies that yield inaccurate results. In this report, the activities of these radionuclides

were calculated as ratios of measured activities of chemically similar radionuclides. The activity ratios are as follows: americium-243:curium-244 ≈ 3E-03; nickel-63:cobalt-60 ≈ 1; plutonium-241:plutonium-239 ≈ 4; and plutonium-242:plutonium-239 ≈ 2E-05 (Environmental Restoration Department memorandum WSRC-RP-93-0723 from H. P. Holcomb to C. M. Lewis, May 14, 1993). During first and second quarters 1993, curium-244 and plutonium-239 activities were not determined by the analytical laboratory. Therefore, curium-243/244 and plutonium-239/240 activities were used to calculate the activities of americium-243, plutonium-241, and plutonium-242. Detection limit values for curium-243/244, cobalt-60, and plutonium-239/240 were treated as real numbers in calculations. Results calculated from detection limit values are preceded by less than (<) signs in the data tables.

Also, total radium (radium-226 and radium-228) and curium-246, required by the SCDHEC permit, are not determined by the analytical laboratory. Total radium activities were not calculated for this report because of problems inherent in summing the numerous detection limit values obtained for radium-226 and radium-228. Individual results for radium-226 and radium-228 are reported. Curium-245/246 activities are reported as an upper limit estimate for curium-246 activities.

Integrity of the Monitoring Well Network

The current groundwater monitoring well network at the FASB (Figure 2, Appendix C) is composed of the following:

- 36 Aquifer Zone IIB_2 (Water Table) wells (Figure 5, Appendix C): FSB 76, 77, 78, 79, 87D, 88D, 89D, 90D, 91D, 92D, 93D, 94DR, 95DR, 97D, 98D, 99D, 104D, 105DR, 106D, 107D, 108D, 109D, 110D, 111D, 112D, 113D, 114D, 115D, 116D, 117D, 118D, 119D, 120D, 121DR, 122D, 123D

- 32 Aquifer Zone IIB_1 (Barnwell/McBean) wells (Figure 6, Appendix C): FSB 76C, 78C, 79C, 87C, 88C, 89C, 90C, 91C, 92C, 93C, 94C, 95CR, 97C, 98C, 99C, 102C, 103C, 104C, 105C, 106C, 107C, 110C, 111C, 112C, 113C, 114C, 115C, 116C, 120C, 121C, 122C, 123C

- 19 Aquifer Unit IIA (Congaree) wells (Figure 7, Appendix C): FSB 76B, 78B, 79B, 87B, 96AR, 97A, 98AR, 99A, 100A, 101A, 112A, 113A, 114A, 120A, and HSB 85A in the upper portion; FSP 76A, 78A, 79A, and 87A in the lower portion

The designated background wells are FSB 76C and 108D and HSB 85A.

The designated point-of-compliance wells are as follows:

- Aquifer Zone IIB_2 (Water Table): FSB 88D, 89D, 90D, 91D, 92D, 93D, 94DR, 95DR, 97D, 98D, 99D, and 109D

- Aquifer Zone IIB_1 (Barnwell/McBean): FSB 88C, 89C, 90C, 91C, 92C, 93C, 94C, 95CR, 97C, 98C, and 99C

- Aquifer Unit IIA (Congaree): FSB 96AR, 97A, 98AR, 99A, 100A, and 101A

SRS has a program in place to rehabilitate and replace wells that do not produce representative samples from the units being monitored. A complete record of well installations, replacements, and abandonments at the FASB is found in the EPD/EMS well inventory (EPD/EMS, 1993). The most recent well construction activity occurred during 1991.

Variable-speed pumps have been installed recently in wells FSB 77, 78, 78C, 79, 79C, 88D, 89D, 90D, 91C, 91D, 92D, 93D, 94C, 97C, 97D, 98C, 98D, 102C, 104D, 105C, 105DR, 106C, and 107D at the FASB.

Table 3 (Appendix D) lists the number of well volumes purged from each of the FSB wells during first and second quarters 1993. Incomplete or unsuccessful purging events occurred as follows:

- Wells that went dry during purging and were revisited within 24 hours: FSB 78C, 91C, 93D, 94C, 97C, 97D, 108D, 109D, 113C, 115C, 115D, 116D, 119D, 120D, and 121DR during first quarter; FSB 78C, 91C, 93D, 94C, 97C, 97D, 108D, 109D, 113C, 115C, 115D, 116D, 119D, 120D, and 121DR during second quarter

- Well FSB106D went dry after field analysis and did not yield enough water for complete laboratory analysis during both first and second quarters

- Well FSB 92C could not be sampled during first quarter because of a mechanical problem

Analytical Results Exceeding Standards

Results for analytes that exceeded the GWPS during first and second quarters 1993 are summarized in Table 1 (Appendix D) and below. During both quarters, the maximum levels for the constituents that occurred most frequently were detected in Aquifer Zone IIB_2 (Water Table).

Aquifer Zone IIB_2 (Water Table), First Quarter 1993

All 36 wells exhibited at least one parameter, laboratory measurements of pH, that exceeded the GWPS. Aluminum was elevated in 33 wells, with a maximum concentration of 130,000 μg/L in well FSB 94DR. Zinc was elevated in 28 wells, with a maximum concentration of 1,500 μg/L in well FSB106D.

Tritium was elevated in 25 wells, with a maximum activity of 2.5E+04 pCi/mL in well FSB 94DR. Gross alpha was elevated in 22 wells, with a maximum activity of 3.3E+03 pCi/L in well FSB105DR. Iodine-129 was elevated in 22 wells, with a maximum activity of 3.0E+02 pCi/L in well FSB 110D. Nonvolatile beta was elevated in 21 wells, with a maximum activity of 3.7E+03 pCi/L in wells FSB 78 and 112D. Technetium-99 was elevated in 21 wells, with a maximum activity of 1.7E+04 pCi/L in wells FSB 92D, 94DR, 95DR, and 110D.

Uranium-233/234 and uranium-238 were elevated in 20 wells each; nitrate and radium-228 were elevated in 19 wells each; and americium-241 was elevated in 17 wells. Curium-243/244 was elevated in 10 wells.

Copper and uranium-235 were elevated in 9 wells each; mercury and radium-226 were elevated in 5 wells each; and barium, cobalt, nickel, and strontium-90 were elevated in 4 wells each. Cadmium, cesium-137, and lead were elevated in 3 wells each; trichlorofluoromethane was elevated in 2 wells; and strontium-89 was elevated in 1 well.

Aquifer Zone IIB_1 (Barnwell/McBean), First Quarter 1993

All 31 wells sampled during first quarter exhibited parameters that exceeded the GWPS. Laboratory measurements of pH exceeded the GWPS in 29 wells. Tritium was elevated in 24 wells, with a maximum activity of 1.8E+04 pCi/mL in well FSB 94C.

Iodine-129 and nitrate were elevated in 19 wells each; aluminum and zinc were elevated in 17 wells each; and nonvolatile beta and technetium-99 were elevated in 16 wells each. Gross alpha and radium-228 were elevated in 11 wells each, while radium-226 was elevated in 9 wells.

Cobalt was elevated in 7 wells; uranium-233/234 and uranium-238 were elevated in 6 wells each; and americium-241, cadmium, and nickel were elevated in 5 wells each. Curium-243/244 was elevated in 4 wells, and uranium-235 was elevated in 3 wells. Trichloroethylene was elevated in 2 wells. Bis(2-ethylhexyl) phthalate, tetrachloroethylene, and trichlorofluoromethane were elevated in 1 well each.

Upper portion of Aquifer Unit IIA (Congaree), First Quarter 1993

Ten wells exhibited parameters that exceeded the GWPS. Tritium was elevated in 8 of the wells. Aluminum and laboratory measurements of pH exceeded the GWPS in 4 wells each, and nitrate was elevated in 1 well.

Lower portion of Aquifer Unit IIA (Congaree), First Quarter 1993

Four wells exhibited parameters that exceeded the GWPS, including laboratory measurements of pH in all 4 wells and strontium-90 in 1 well.

Aquifer Zone IIB_2 (Water Table), Second Quarter 1993

All 36 wells exhibited parameters that exceeded the GWPS, including laboratory measurements of pH in 35 wells. Aluminum was elevated in 29 wells, with a maximum concentration of 110,000 μg/L in well FSB 94DR. Zinc, with a maximum concentration of 2,500 μg/L in well FSB106D, and tritium, with a maximum activity of 2.3E+04 pCi/mL in well FSB 97D, were elevated in 25 wells each.

Technetium-99 was elevated in 23 wells, with a maximum activity of 2.8E+05 pCi/L in well FSB 78. Gross alpha, with a maximum activity of 2.9E+03 pCi/L in well FSB 95DR, and nitrate, with a maximum concentration of 430,000 μg/L in well FSB 97D, were elevated in

22 wells each. Nonvolatile beta, with a maximum activity of 3.8E+03 in well FSB112D, and strontium-90, with a maximum activity of 1.6E+03 pCi/L in well FSB 93D, were elevated in 21 wells each.

Iodine-129, uranium-233/234, and uranium-238 were elevated in 20 wells each, and americium-241 was elevated in 14 wells. Curium-243/244, radium-226, and strontium-89 were elevated in 12 wells each. Radium-228 was elevated in 10 wells.

Copper, thorium-234, and uranium-235 were elevated in 9 wells each. Curium-245/246 was elevated in 8 wells. Cobalt was elevated in 5 wells. Barium, cadmium, and mercury were elevated in 4 wells each. Cesium-137, nickel, and trichlorofluoromethane were elevated in 3 wells each.

Cyanide, lead, and plutonium-238 were elevated in 2 wells each. Bis(2-ethylhexyl) phthalate and methylene chloride were elevated in 1 well each.

Aquifer Zone IIB$_1$ (Barnwell/McBean), Second Quarter 1993

Thirty-one wells exhibited parameters that exceeded the GWPS, including laboratory measurements of pH in 30 wells. Tritium was elevated in 24 wells, with a maximum activity of 1.9E+04 pCi/mL in well FSB 97C. Technetium-99 was elevated in 20 wells. Aluminum, nitrate, and zinc were elevated in 18 wells each. Iodine-129 was elevated in 17 wells.

Nonvolatile beta was elevated in 14 wells, with a maximum activity of 2.3E+03 pCi/L in well FSB 79C. Gross alpha and strontium-90 were elevated in 13 wells each. Strontium-89 was elevated in 8 wells, and cobalt and radium-226 were elevated in 7 wells each.

Uranium-233/234 and uranium-238 were elevated in 6 wells each; americium-241 and cadmium were elevated in 5 wells each; and curium-243/244 and nickel were elevated in 4 wells each. Radium-228 and thorium-234 were elevated in 3 wells each, and curium-245/246, plutonium-238, and uranium-235 were elevated in 2 wells each. Bis(2-ethylhexyl) phthalate and trichloroethylene were elevated in 1 well each.

Upper portion of Aquifer Unit IIA (Congaree), Second Quarter 1993

Ten wells exhibited parameters that exceeded the GWPS. Tritium was elevated in 8 wells, with a maximum activity of 3.3E+02 pCi/mL in well FSB 97A. Laboratory measurements of pH exceeded the GWPS in 4 wells. Aluminum was elevated in 3 wells; and nitrate, nonvolatile beta, thorium-234, and zinc were elevated in 1 well each.

Lower portion of Aquifer Unit IIA (Congaree), Second Quarter 1993

Laboratory measurements of pH exceeded the GWPS in 4 wells.

Results for analytes that exceeded the SRS Flag 2 criteria (Appendix B) during first and second quarters 1993 are summarized in Table 2 (Appendix D).

Table 3 (Appendix D) shows field water quality results, water elevations, and laboratory analytical data as required in permit section IIIC.H.10.b.i. Table 3 also identifies the results that received modifiers (which help define laboratory accuracy and precision) or that exceeded EPA-approved holding times, the GWPS, or SRS flagging criteria during first and second quarters 1993. Appendix E provides an assessment of the quality and useability of the data.

Isoconcentration Maps and Time Series Plots

Isoconcentration maps for cadmium, gross alpha, lead, nitrate, nonvolatile beta, radium-226, radium-228, and tritium in the different hydrostratigraphic units during second quarter 1993 are presented in Figures 8 through 31 (Appendix C). Large-scale isoconcentration maps for these constituents during second quarter 1993, required by section IIIC.H.10.b.iv of the permit, are located in Volume II of this report.

Appendix F contains time series plots for cadmium, gross alpha, lead, nitrate, nonvolatile beta, radium-226, radium-228, and tritium for selected FSB wells as required in section IIIC.H.10.b.iii of the permit. These wells were selected to delineate the extent of the plume, to monitor the migration of the plume, and to follow trends of constituents present at high levels.

Water Levels

Hydrographs showing the water elevations for the FSB wells, required by section IIIC.H.10.b.ii of the permit, are provided in Appendix G. Rainfall recharge data for the period of this report, required by section IIIC.H.10.b.viii of the permit, are presented below. Rainfall in F-Area (200-F) is compared with SRS average rainfall for the same period and with the SRS average normal rainfall for the same period in past years.

Rainfall Recharge During First and Second Quarters of 1993 (in.)

	Rainfall at 200-F	SRS Average Rainfall	Deviation from Normal
January	8.90	8.55	+4.41
February	5.09	4.05	-0.33
March	8.48	7.83	+2.96
April	1.37	1.75	-1.67
May	1.56	1.96	-2.04
June	6.03	4.87	+0.45
Six-month total	31.43	29.01	+3.60

Average water elevations in the three hydrostratigraphic units beneath the FASB for the past four quarters are shown in the following table.

Average Water Elevations (ft msl) in the Hydrostratigraphic Units Beneath the FASB

Unit	3Q92	4Q92	1Q93	2Q93
Aquifer Zone IIB_2 (Water Table)	209.98	209.70	211.71	212.37
Aquifer Zone IIB_1 (Barnwell/McBean)	205.95	205.82	207.54	207.79
Aquifer Unit IIA (Congaree, upper portion)	153.13	153.04	156.81	153.72
Aquifer Unit IIA (Congaree, lower portion)	156.20	154.50	153.84	156.56

During first quarter 1993, the average water elevation in Aquifer Zone IIB_2 (Water Table) increased 2.01 ft compared to fourth quarter 1992; the average water level in Aquifer Zone IIB_1 (Barnwell/McBean) increased 1.72 ft; the average water level in the upper portion of Aquifer Unit IIA (Congaree) increased 3.77 ft; and the average water level in the lower portion of Aquifer Unit IIA (Congaree) fell 0.66 ft.

During second quarter 1993, the average water elevation in Aquifer Zone IIB_2 (Water Table) increased 0.66 ft compared to first quarter 1993; the average water level in Aquifer Zone IIB_1 (Barnwell/McBean) increased 0.25 ft; the average water level in the upper portion of Aquifer Unit IIA (Congaree) fell 3.09 ft; and the average water level in the lower portion of Aquifer Unit IIA (Congaree) increased 2.72 ft.

A consistent vertical head relationship exists among the hydrostratigraphic units monitored at the FASB. Flow potential is downward from Aquifer Zone IIB_2 (Water Table) to Aquifer Zone IIB_1 (Barnwell/McBean) and downward from Aquifer Zone IIB_1 (Barnwell/McBean) to Aquifer Unit IIA (Congaree). A head reversal exists between the lower and upper portions of Aquifer Unit IIA (Congaree) at the FASB, which indicates the potential for upward flow within the aquifer. This vertical head relationship among the different monitored units has remained essentially unchanged through past quarters.

Groundwater Flow Rates and Directions

Groundwater flow directions beneath the FASB have remained relatively unchanged by closure activities. Water-contour maps for the monitored water-bearing units (Figures 32 through 37, Appendix C) illustrate these flow patterns for first and second quarters 1993. Large-scale potentiometric maps for each hydrostratigraphic unit during the first half of 1993, required by section IIIC.H.10.b.v of the permit, are located in Volume II of this report. In the past, when SRS grid coordinates were used, flows in Aquifer Zone IIB_2 (Water Table) and Aquifer Zone IIB_1 (Barnwell/McBean) were generally reported as south or south-southwest toward Fourmile Branch. Using universal transverse Mercator (UTM) grid coordinates, flow in both Aquifer Zone IIB_2 (Water Table) and Aquifer Zone IIB_1 (Barnwell/ McBean) was south to southeast during first and second quarters 1993. Flow in both the upper and lower portions of Aquifer Unit IIA (Congaree) was northwest toward Upper Three Runs Creek, consistent with the direction reported in previous quarters. Horizontal flow rate estimates for the hydrostratigraphic units during the past four quarters are provided in the following table.

Horizontal Groundwater Flow Rates (ft/yr) in the Hydrostratigraphic Units Beneath the FASB

Unit	3Q92	4Q92	1Q93	2Q93
Aquifer Zone IIB_2 (Water Table)	110-150	84-130	140-190	110-260
Aquifer Zone IIB_1 (Barnwell/McBean)	100-210	99-220	110-250	110-220
Aquifer Unit IIA (Congaree, upper portion)	1,100	550	510	550
Aquifer Unit IIA (Congaree, lower portion)	300	N	-	-

N = The groundwater flow rate in the lower portion of the Congaree was not estimated for fourth quarter 1992 because the results for well FSB 76A were considered unreliable.

- = Beginning in 1993, the Congaree is no longer separated into upper and lower portions.

Horizontal flow rate calculations provide estimates of the transport rate of constituents originating from the FASB. Flow rates in Aquifer Zone IIB_2 (Water Table) and Aquifer Zone IIB_1 (Barnwell/McBean) are calculated along two flow paths (designated flow paths A and B) to characterize the approximate maximum and minimum groundwater flow rates within these units in areas downgradient from the basins. Flow rates for the upper and lower portions of Aquifer Unit IIA (Congaree) are calculated along single flow paths because flow directions within this unit are generally more uniform than in the overlying units. Flow rates are estimated using the following equation:

$$\text{Flow (ft/day)} = \frac{\text{Hydraulic Conductivity (ft/day)}}{\text{Porosity (unitless)}} \times \frac{dh\ \text{(ft)}}{dl\ \text{(ft)}}$$

The hydraulic conductivity (Kh) constant for Aquifer Zone IIB_2 (Water Table) is 10 ft/day; for Aquifer Zone IIB_1 (Barnwell/McBean), Kh = 10.4 ft/day; and for Aquifer Unit IIA (Congaree), Kh = 65 ft/day (Geraghty & Miller, 1990). An effective porosity value of 20% is used for each hydrostratigraphic unit (Jaegge et al., 1987). The value *dh* is the difference in head, and *dl* is the length of the flow path.

Flow path length is calculated to the nearest 100 ft. Flow rate per day is calculated to two significant figures, then multiplied by 365 and rounded to two significant figures for the flow rate per year. Flow rate estimates vary depending on the vertical gradient between wells, the size of the area under consideration, the number of data points, and the length and location of the flow path. Because these calculations are based on inferred or estimated parameters, flow rate estimates should be considered accurate to an order of magnitude only.

Groundwater flow rates were calculated for first quarter 1993 as follows:

- Aquifer Zone IIB_2 (Water Table) (Figure 32, Appendix C)

  Flow path A

  $$\frac{10}{0.20} \times \frac{14}{1{,}900} \approx 0.37 \text{ ft/day}$$

  $$0.37 \text{ ft/day} \times 365 \text{ days} \approx 140 \text{ ft/yr}$$

  Flow path B

  $$\frac{10}{0.20} \times \frac{18}{1{,}700} \approx 0.53 \text{ ft/day}$$

  $$0.53 \text{ ft/day} \times 365 \text{ days} \approx 190 \text{ ft/yr}$$

- Aquifer Zone IIB_1 (Barnwell/McBean) (Figure 34, Appendix C)

  Flow path A

  $$\frac{10.4}{0.20} \times \frac{14}{2{,}400} \approx 0.30 \text{ ft/day}$$

  $$0.30 \text{ ft/day} \times 365 \text{ days} \approx 110 \text{ ft/yr}$$

  Flow path B

  $$\frac{10.4}{0.20} \times \frac{20}{1{,}500} \approx 0.69 \text{ ft/day}$$

  $$0.69 \text{ ft/day} \times 365 \text{ days} \approx 250 \text{ ft/yr}$$

- Aquifer Unit IIA (Congaree) (Figure 36, Appendix C)

  $$\frac{65}{0.20} \times \frac{7}{1{,}600} \approx 1.4 \text{ ft/day}$$

  $$1.4 \text{ ft/day} \times 365 \text{ days} \approx 510 \text{ ft/yr}$$

Groundwater flow rates were calculated for second quarter 1993 as follows:

- Aquifer Zone IIB_2 (Water Table) (Figure 33, Appendix C)

  Flow path A

  $$\frac{10}{0.20} \times \frac{10}{1{,}700} \approx 0.29 \text{ ft/day}$$

  $$0.29 \text{ ft/day} \times 365 \text{ days} \approx 110 \text{ ft/yr}$$

  Flow path B

  $$\frac{10}{0.20} \times \frac{20}{1{,}400} \approx 0.71 \text{ ft/day}$$

  $$0.71 \text{ ft/day} \times 365 \text{ days} \approx 260 \text{ ft/yr}$$

- Aquifer Zone IIB_1 (Barnwell/McBean) (Figure 35, Appendix C)

  Flow path A

  $$\frac{10.4}{0.20} \times \frac{12}{2{,}100} \approx 0.30 \text{ ft/day}$$

  $$0.30 \text{ ft/day} \times 365 \text{ days} \approx 110 \text{ ft/yr}$$

  Flow path B

  $$\frac{10.4}{0.20} \times \frac{16}{1{,}400} \approx 0.59 \text{ ft/day}$$

  $$0.59 \text{ ft/day} \times 365 \text{ days} \approx 220 \text{ ft/yr}$$

- Aquifer Unit IIA (Congaree) (Figure 37, Appendix C)

  $$\frac{65}{0.20} \times \frac{7}{1{,}500} \approx 1.5 \text{ ft/day}$$

  $$1.5 \text{ ft/day} \times 365 \text{ days} \approx 550 \text{ ft/yr}$$

Upgradient and Background Results

Wells FSB108D and 109D are the upgradient wells for Aquifer Zone IIB_2 (Water Table) (Figure 5, Appendix C). Although well FSB 76 lies upgradient of the facility, it is not considered an upgradient well because it is downgradient of a collapsed process sewer line that has contaminated the groundwater. Well FSB 76C is the upgradient well for Aquifer Zone IIB_1 (Barnwell/McBean) (Figure 6, Appendix C). Wells FSB 78B, 79B, 112A, and 113A

are upgradient wells for the upper portion of Aquifer Unit IIA (Congaree) (Figure 7, Appendix C), and wells FSB 78A and 79A are upgradient wells for the lower portion of Aquifer Unit IIA (Congaree).

During the first half of 1993, upgradient wells FSB 79A and 79B did not contain any constituents that exceeded the GWPS. Upgradient wells FSB108D and 109D contained elevated levels of aluminum, thorium-234, or zinc; upgradient well FSB 76C contained an elevated level of trichlorofluoromethane; upgradient wells FSB 78B, 112A, and 113A contained elevated levels of aluminum or tritium; and upgradient well 78A contained an elevated level of strontium-90. All of the upgradient wells, except FSB 78B, 79B, and 112A, exhibited pH values that exceeded the GWPS.

Wells FSB 76C and 108D and well HSB 85A are the designated background wells for the FASB. Well HSB 85A did not contain any elevated constituents during the first half of 1993.

Conclusions

The groundwater at the FASB contains elevated levels of radionuclides and chemicals from 30 years of receiving contaminated waste water from the F-Area Separations Facility. During the first half of 1993, 34 constituents exceeded the GWPS in wells at the FASB. Samples from 81 of the 87 groundwater monitoring wells exhibited parameters exceeding the GWPS during first and second quarters 1993.

During the first half of 1993, gross alpha, iodine-129, nonvolatile beta, strontium-90, technetium-99, tritium, uranium-233/234, and uranium-238 were the primary radionuclides detected at elevated levels at the FASB, each occurring in 20 or more wells at least one quarter. Of these radionuclides, gross alpha, iodine-129, nonvolatile beta, technetium-99, and tritium occurred most frequently. These constituents exhibited the following maximum activities: gross alpha (3.3E+03 pCi/L) during first quarter 1993 in well FSB105DR; iodine-129 (3.7E+02 pCi/L) during second quarter 1993 in well FSB110D; nonvolatile beta (3.8E+03 pCi/L) during second quarter 1993 in well FSB112D; technetium-99 (2.8E+05 pCi/L) during second quarter 1993 in well FSB 78; and tritium (2.5E+04 pCi/mL) during first quarter 1993 in well FSB 94DR. Elevated activities of americium-241, cesium-137, curium-243/244, curium-245/246, plutonium-238, radium-226, radium-228, strontium-89, thorium-234, and uranium-235 also were detected during this period.

Aluminum and zinc were the primary metals that exceeded the GWPS during the first half of 1993, occurring in 25 or more wells each quarter. Aluminum occurred at a maximum concentration of 130,000 μg/L in well FSB 94DR during first quarter 1993, and zinc was found at a maximum concentration of 2,500 μg/L in well FSB106D during second quarter 1993. Barium, cadmium, cobalt, copper, cyanide, lead, mercury, and nickel also exceeded the GWPS in one or more FSB well during the first half of 1993.

Nitrate and pH, which, along with aluminum, are monitored as water quality indicator parameters, exceeded the GWPS in numerous wells during the first half of 1993. Most of the pH results exceeded the acidic standard of pH 6.8. Bis(2-ethylhexyl) phthalate, a common laboratory contaminant, and several volatile organic compounds were found sporadically.

Comparison of numbers of analyses above standards between current and historical data is inappropriate because standards were changed from final Primary Drinking Water Standards to SCDHEC's GWPS beginning first quarter 1993. Also, the list of constituents currently being analyzed has changed; for example, prior to 1993, most of the individual radionuclides were not routinely analyzed. However, comparison of current with historical data does indicate that gross alpha, nitrate, nonvolatile beta, and tritium continue to occur frequently in the FSB wells.

As in previous quarters, elevated constituents were found primarily in Aquifer Zone IIB_2 (Water Table) and Aquifer Zone IIB_1 (Barnwell/McBean). Also as in previous quarters,

several constituents at levels exceeding the GWPS occurred in one or more wells in Aquifer Unit IIA (Congaree), indicating that vertical pathways into the deeper water-bearing units exist at the FASB. A current groundwater flow model for the General Separations Area indicates that the vertical component beneath this area is important (GeoTrans, Inc., 1992).

During the first half of 1993, upgradient wells FSB 79A and 79B did not contain any constituents that exceeded the GWPS. The remaining upgradient wells contained elevated levels of aluminum, strontium-90, thorium-234, trichlorofluoromethane, tritium, or zinc. Downgradient wells contained elevated levels of numerous metals and radionuclides and several other constituents. Generally, elevated levels of constituents found in downgradient wells but not in upgradient wells at a waste management unit are considered products of the waste management unit.

Groundwater flow directions beneath the FASB have remained relatively unchanged for several years. Flows in Aquifer Zone IIB_2 (Water Table) and Aquifer Zone IIB_1 (Barnwell/McBean) are generally south to southeast toward Fourmile Branch (using UTM grid coordinates). Flow in both the upper and lower portions of Aquifer Unit IIA (Congaree) is generally northwest toward Upper Three Runs Creek.

The estimated groundwater flow rates during first quarter 1993 ranged from approximately 140 ft/yr to 190 ft/yr and from 110 ft/yr to 250 ft/yr in Aquifer Zone IIB_2 (Water Table) and Aquifer Zone IIB_1 (Barnwell/McBean), respectively, and 510 ft/yr in Aquifer Unit IIA (Congaree). Flow rates during second quarter 1993 ranged from approximately 110 ft/yr to 260 ft/yr and from 110 ft/yr to 220 ft/yr in Aquifer Zone IIB_2 (Water Table) and Aquifer Zone IIB_1 (Barnwell/McBean), respectively, and 550 ft/yr in Aquifer Unit IIA (Congaree).

Errata

Second Quarter 1992:

- Page 5, paragraph 2: The statement "wells FSB 94D, 95C, 95D, 96A, and 105D were officially abandoned first quarter 1992" should read "wells FSB 94D, 95C, 95D, 96A, and 105D were officially abandoned first quarter 1991."

- Page 10, **Upgradient Versus Downgradient Results**: The upgradient wells in Aquifer Zone IIB_2 (Water Table) should be FSB108D and 109D; the upgradient wells in the upper portion of Aquifer Unit IIA (Congaree) should be FSB 78B, 79B, 112A, and 113A; and the upgradient wells in the lower portion of Aquifer Unit IIA (Congaree) should be FSB 78A and 79A. The discussion of upgradient versus downgradient results should be revised accordingly.

Third Quarter 1992:

- Prior to third quarter 1992, the results of certain analyses for nitrate-nitrite as nitrogen were reported incorrectly by the General Engineering laboratory as nitrate as nitrogen results. The analyses in the results tables for reports beginning third quarter 1992 are reported correctly (i.e., nitrate-nitrite results have been distinguished from true nitrate results).

- Page D-29, Well FSB 78: The cesium-137 result of 2.1E+02±1.4E+03 pCi/L is incorrect. The correct result is 2.1E+02±3.1E+01 pCi/L.

- Page D-63, Well FSB 92D: The cesium-137 result of 1.9E+02±1.1E+02 pCi/L is incorrect. The correct result is 2.0E+01±1.1E+01 pCi/L.

- Page D-74, Well FSB 95DR: The cesium-137 result of 9.7E+02±9.0E+00 pCi/L is incorrect. The correct result is 9.7E+02±8.7E+01 pCi/L.

- Page D-80, Well FSB 97D: The cesium-137 result of 2.5E+02±1.1E+02 pCi/L is incorrect. The correct result is 2.6E+01±1.1E+01 pCi/L. The corrected result does not exceed the cesium-137 standard reported in Appendix A.

- Pages D-160 and D-161, Well FSB120A: The following results should be included for well FSB120A:

gross alpha	2.8E+00±1.2E+00 pCi/L
gross alpha	<2.5E+00 pCi/L
gross alpha	2.8E+00±1.0E+00 pCi/L
nonvolatile beta	1.4E+01±1.5E+00 pCi/L

nonvolatile beta	1.3E+01±1.5E+00 pCi/L
nonvolatile beta	1.5E+01±1.6E+00 pCi/L
radium-226	6.6E+00±1.1E+00 pCi/L
radium-226	3.8E+00±1.1E+00 pCi/L
radium-226	3.7E+00±1.1E+00 pCi/L
radium-228	1.3E+00±9.0E-01 pCi/L
radium-228	2.0E+00±9.0E-01 pCi/L
radium-228	1.0E+00±1.1E+00 pCi/L
tritium	1.2E+02±3.7E+01 pCi/mL
tritium	1.3E+02±3.9E+01 pCi/mL
tritium	1.2E+02±3.6E+01 pCi/mL
uranium	0.13 μg/L
uranium	0.13 μg/L
uranium	6.0E-02±1.0E-02 pCi/L

Fourth Quarter 1992:

- Some of the values for earlier quarters presented in the results tables of this report may differ from the values for those same quarters presented in previous reports, and reported values may not match reported sample dates. These differences result from the following: (1) the computer program that creates the analytical results tables was revised beginning second quarter 1992 to present the highest value for analytes with more than one result (previously, the program presented the first value encountered in the database); (2) a new computer program, which rounds numbers differently from the former computer program, was first used during third quarter 1992; and (3) some reanalyses may have been performed by the laboratories after the quarterly reports had gone to press. The sample dates in the tables are the dates when the field data were collected. These dates may differ from the dates of the laboratory analyses if the highest results were obtained for samples collected on different dates.

- Page 16, last sentence: The last portion of the sentence "increased 0.24 ft during 1992" should read "increased 0.23 ft during 1992."

References Cited

Aadland, R. K., and H. W. Bledsoe, 1990. **Classification of Hydrostratigraphic Units at the Savannah River Site, South Carolina**, WSRC-RP-90-987. Westinghouse Savannah River Company, Savannah River Site, Aiken, SC.

EPA (Environmental Protection Agency), 1992a. *Appendix IX to Part 264—Ground-Water Monitoring List*. **Code of Federal Regulations**, Title 40, Part 264, pp. 324–330. Washington, DC.

EPA (Environmental Protection Agency), 1992b. *National Primary Drinking Water Regulations*. **Code of Federal Regulations**, Title 40, Part 141, pp. 589–729. Washington, DC.

EPA (Environmental Protection Agency), 1992b. *National Secondary Drinking Water Regulations*. **Code of Federal Regulations**, Title 40, Part 143, pp. 772–776. Washington, DC.

EPD/EMS (Environmental Protection Department/Environmental Monitoring Section), 1993. **Environmental Protection Department's Well Inventory (through the fourth quarter of 1992)**, ESH-EMS-920040, Westinghouse Savannah River Company, Savannah River Site, Aiken, SC.

GeoTrans, Inc., 1992. **Groundwater Flow Model for the General Separations Area, Savannah River Site**. Prepared for Westinghouse Savannah River Company, Environmental Restoration Department, Savannah River Site, Aiken, SC.

Geraghty & Miller, Inc., 1990. **Evaluation of Integrated Waste Facility Closure Capping on Ground-Water Flow and Solute Transport in General Separations Area, Savannah River Site: Flow Model and Particle-Tracking Analysis, Final Report**. Prepared by Geraghty & Miller Modeling Group for Westinghouse Savannah River Company, Waste Management Technology, Savannah River Site, Aiken, SC.

Heffner, J. D., and Exploration Resources, Inc., 1991. **Technical Summary of Groundwater Quality Protection Program at the Savannah River Site (1952–1986), Volume I—Site Geohydrology and Waste Sites**, DPSP-88-1002. Westinghouse Savannah River Company, Aiken, SC.

Jaegge, W. J., N. L. Kolb, B. B. Looney, I. W. Marine, O. A. Towler, and J. R. Cook, 1987. **Radioactive Waste Burial Grounds**, DPST-85-694. Savannah River Laboratory, E. I. du Pont de Nemours & Company, Aiken, SC.

SCDHEC (South Carolina Department of Health and Environmental Control), 1990. **South Carolina Hazardous Waste Management Regulations**; R.61-79.124, .260 through .266, .268, and .270; November 1990. Columbia, SC.

SCDHEC (South Carolina Department of Health and Environmental Control), 1992. **Hazardous Waste Permit Modification, Permit No. SC1-890-008-989**. Office of Environmental Quality Control, Bureau of Solid and Hazardous Waste Management, Columbia, SC.

WSRC (Westinghouse Savannah River Company), 1990. **Application for a Hazardous Waste Part B Post-Closure Care Permit. Volume IV. F-Area Hazardous Waste Management Facility**. Revision 2, December 3, 1990. Savannah River Site, Aiken, SC.

WSRC (Westinghouse Savannah River Company), 1992a. **Application for a Hazardous Waste Part B Post-Closure Care Permit. Volume IV. F-Area Hazardous Waste Management Facility**. Revision 3, March 13, 1992. Savannah River Site, Aiken, SC.

WSRC (Westinghouse Savannah River Company), 1992b. **Hydrogeologic Data Collection Procedures and Specifications: Sampling Groundwater Monitoring Wells**, Manual 3Q5, Chapter 14, Revision 0. Environmental Protection Department, Environmental Monitoring Section, Savannah River Site, Aiken, SC.

Appendix A – Groundwater Protection Standard

Groundwater Protection Standard

Established for the F-Area Seepage Basins by the September 30, 1992, modification of South Carolina Hazardous Waste Permit SC1-890-008-989.

Analyte	Unit	Concentration/Activity Limit
SCHWMR 264.94 Table 1 Hazardous Constituents		
Arsenic	µg/L	50
Barium	µg/L	1,000
Cadmium	µg/L	10
Chromium	µg/L	50
Lead	µg/L	50
Mercury	µg/L	2
Selenium	µg/L	10
Silver	µg/L	50
SCHWMR 261 Appendix VIII/CFR 264 Appendix IX Hazardous Constituents		
Antimony	µg/L	30
Benzene	µg/L	5
Cobalt	µg/L	70
Copper	µg/L	60
Cyanide	µg/L	5[a]
Nickel	µg/L	50
Phenols[b]	µg/L	5
Tetrachloroethylene	µg/L	5
Thallium	µg/L	10
Trichloroethylene	µg/L	5
Trichlorofluoromethane	µg/L	5
Vanadium	µg/L	80
Zinc	µg/L	20
Water Quality Indicator Parameters		
Aluminum	µg/L	50
Nitrate	µg/L	10,000
pH	pH	6.8–8.5
Common Laboratory Contaminants		
Bis (2-ethylhexyl) phthalate	µg/L	10
Dichloromethane (Methylene chloride)	µg/L	5
Radiological Indicator Parameters		
Gross alpha	pCi/L	15
Nonvolatile beta	pCi/L	50[c]
Measured Radionuclides[d]		
Actinium-228	pCi/L	3.27E+03
Americium-241	pCi/L	6.34E+00
Cesium-137	pCi/L	2E+02

Analyte	Unit	Concentration/Activity Limit
Cobalt-60	pCi/L	1E+02
Curium-242	pCi/L	1.33E+02
Curium-243/244	pCi/L	8.3E+00
Curium-245-246	pCi/L	6.23E+00
Curium-246	pCi/L	6.27E+00
Iodine-129	pCi/L	1E+00
Plutonium-238	pCi/L	7.02E+00
Plutonium-239/240	pCi/L	6.21E+01
Radium-226	pCi/L	2E+01
Radium-228	pCi/L	2E+01
Radium, total (Radium-226 and -228)	pCi/L	5E+00
Strontium-89	pCi/L	2E+01
Strontium-90	pCi/L	8E+00
Technetium-99	pCi/L	9E+02
Thorium-228	pCi/L	1.25E+02
Thorium-230	pCi/L	7.92E+01
Thorium-232	pCi/L	8.8E+01
Thorium-234	pCi/L	4.01E+02
Tritium	pCi/mL	2.0E+01
Uranium-233/234	pCi/L	1.38E+01
Uranium-235	pCi/L	1.45E+01
Uranium-238	pCi/L	1.46E+01
Calculated Radionuclides[e]		
Americium-243	pCi/L	6.37E+00
Nickel-63	pCi/L	5E+01
Plutonium-241	pCi/L	6.26E+01
Plutonium-242	pCi/L	6.54E+01

---

[a] The suggested analytical method for cyanide in Appendix IX (EPA, 1992) is 9010, with a PQL of 40 μg/L; however, the method specified in the SRS contract with the analytical laboratory for analyzing cyanide in the Appendix IX suite is 9012, with a PQL of 5 μg/L.

[b] Phenols is not an Appendix VIII or IX constituent. The method specified in the SRS contract with the analytical laboratory for analyzing phenols is 420.2, with a PQL of 5 μg/L.

[c] This is the screening level above which providers of public drinking water should perform analyses for specific man-made radionuclides. The standard for the total dose equivalent from all such radionuclides is 4 mrem per year.

[d] The activity limits used in this report are final or proposed drinking water standards. When radionuclide analyses are combined, the lower standard of the two isotopes is used. The GWPS is based on background levels, not drinking water standards. A study to establish such levels at SRS is being conducted; results are expected for use in the 1993 annual report.

[e] The activities of these radionuclides were calculated as ratios of measured activities of other radionuclides. The activity ratios are as follows: americium-243/curium-243/244 ≈ 3E-03; nickel-63/cobalt-60 ≈ 1; plutonium-241/plutonium-239/240 ≈ 4; and plutonium-242/plutonium-239/240 ≈ 2E-05.

References Cited

EPA (U.S. Environmental Protection Agency), 1992. *Appendix IX—Ground-Water Monitoring List.* **Code of Federal Regulations**, Title 40, Part 264, pp. 324–330. Washington, DC.

SCDHEC (South Carolina Department of Health and Environmental Control), 1992 (modification effective date). **Hazardous Waste Permit SC1-890-008-989.** Office of Environmental Quality Control, Bureau of Solid and Hazardous Waste Management, Columbia, SC.

Appendix B – Flagging Criteria

Flagging Criteria

The Savannah River Site Environmental Protection Department/Environmental Monitoring Section (EPD/EMS) flagging criteria are as follows:

- Flag 2 criteria for constituents equal the Safe Drinking Water Act (SDWA) final Primary Drinking Water Standard (PDWS), the SDWA proposed PDWS, or the SDWA Secondary Drinking Water Standard (SDWS). If a constituent does not have a drinking water standard, the Flag 2 criterion equals 10 times the method detection limit (MDL) calculated as the 90th percentile detection limit obtained recently by one of the primary analytical laboratories.

- Flag 1 criteria for constituents equal one-half of the final PDWS, one-half the proposed PDWS, or one-half the SDWS. If a constituent does not have a drinking water standard, the Flag 1 criterion equals 5 times the MDL calculated as the 90th percentile detection limit obtained recently by one of the primary analytical laboratories.

- Flag 0 criteria are assigned to constituent levels below Flag 1 criteria, constituent levels below the sample detection limits, or constituents having no flagging criteria.

The following parameters are not assigned flagging criteria: alkalinity, calcium, color, corrosivity, Eh, magnesium, odor, potassium, silica, sodium, total dissolved solids, total phosphates (as P), total phosphorus, and turbidity. In addition, common laboratory contaminants and cleaners including some phthalates, ketones, and toluene are not assigned flagging criteria.

Analyte	Unit	Flag 1	Flag 2	Source[a]
Acenaphthene	µg/L	50	100	EPA Method 8270
Acenaphthylene	µg/L	50	100	EPA Method 8270
Acetone	µg/L	500	1,000	EPA Method 8240
Acetonitrile (Methyl cyanide)	µg/L	500	1,000	EPA Method 8240
Acetophenone	µg/L	50	100	EPA Method 8270
2-Acetylaminofluorene	µg/L	50	100	EPA Method 8270
Acrolein	µg/L	100	200	EPA Method 8240
Acrylonitrile	µg/L	100	200	EPA Method 8240
Actinium-228	pCi/L	1.64E+03	3.27E+03	Proposed PDWS (EPA, 1991)
Aldrin	µg/L	0.25	0.5	EPA Method 8080
Alkalinity (as $CaCO_3$)		No flag	No flag	Set by EPD/EMS
Allyl chloride	µg/L	250	500	EPA Method 8240
Aluminum	µg/L	25	50	SDWS (EPA, 1992c)
Americium-241	pCi/L	3.17E+00	6.34E+00	Proposed PDWS (EPA, 1991)
Americium-243	pCi/L	3.19E+00	6.37E+00	Proposed PDWS (EPA, 1991)
4-Aminobiphenyl	µg/L	50	100	EPA Method 8270
Ammonia	µg/L	500	1,000	APHA Method 417B
Ammonia nitrogen	µg/L	500	1,000	EPA Method 350.1
Aniline	µg/L	50	100	EPA Method 8270
Anthracene	µg/L	50	100	EPA Method 8270
Antimony	µg/L	3	6	Final PDWS (EPA, 1992b)
Antimony-125	pCi/L	1.5E+02	3E+02	Final PDWS (EPA, 1977)
Aramite	µg/L	50	100	EPA Method 8270
Arsenic	µg/L	25	50	Final PDWS (EPA, 1992a)

Analyte	Unit	Flag 1	Flag 2	Source[a]
Asbestos	Fibers/L	3,500,000	7,000,000	Final PDWS (EPA, 1992a)
Azobenzene	µg/L	50	100	EPA Method 625
Barium	µg/L	1,000	2,000	Final PDWS (EPA, 1992a)
Barium-140	pCi/L	4.5E+01	9E+01	Final PDWS (EPA, 1977)
Benzene	µg/L	2.5	5	Final PDWS (EPA, 1992a)
alpha-Benzene hexachloride	µg/L	0.25	0.5	EPA Method 8080
beta-Benzene hexachloride	µg/L	0.25	0.5	EPA Method 8080
delta-Benzene hexachloride	µg/L	0.25	0.5	EPA Method 8080
Benzidine	µg/L	250	500	EPA Method 8270
Benzo[*a*]anthracene	µg/L	0.05	0.1	Proposed PDWS (EPA, 1990)
Benzo[*b*]fluoranthene	µg/L	0.1	0.2	Proposed PDWS (EPA, 1990)
Benzo[*k*]fluoranthene	µg/L	0.1	0.2	Proposed PDWS (EPA, 1990)
Benzoic acid	µg/L	250	500	EPA Method 8270
Benzo[*g,h,i*]perylene	µg/L	50	100	EPA Method 8270
Benzo[*a*]pyrene	µg/L	0.1	0.2	Final PDWS (EPA, 1992b)
1,4-Benzoquinone	µg/L	50	100	EPA Method 8270
Benzyl alcohol	µg/L	50	100	EPA Method 8270
Beryllium	µg/L	2	4	Final PDWS (EPA, 1992b)
Beryllium-7	pCi/L	3E+03	6E+03	Final PDWS (EPA, 1977)
Bis(2-chloroethoxy) methane	µg/L	50	100	EPA Method 8270
Bis(2-chloroethyl) ether	µg/L	50	100	EPA Method 8270
Bis(2-chloroisopropyl) ether	µg/L	50	100	EPA Method 8270
Bis(chloromethyl) ether	µg/L	50	100	EPA Method 8270
Bis(2-ethylhexyl) phthalate	µg/L	3	6	Final PDWS (EPA, 1992b)
Bromide	µg/L	5,000	10,000	EPA Method 300.0
Bromodichloromethane	µg/L	50	100	Final PDWS (EPA, 1992a)
Bromoform	µg/L	50	100	Final PDWS (EPA, 1992a)
Bromomethane (Methyl bromide)	µg/L	5	10	EPA Method 8240
4-Bromophenyl phenyl ether	µg/L	50	100	EPA Method 8270
2-sec-Butyl-4,6-dinitrophenol	µg/L	3.5	7	Final PDWS (EPA, 1992b)
Butylbenzyl phthalate		No flag	No flag	Set by EPD/EMS
Cadmium	µg/L	2.5	5	Final PDWS (EPA, 1992a)
Calcium		No flag	No flag	Set by EPD/EMS
Carbon disulfide	µg/L	5	10	EPA Method 8240
Carbon tetrachloride	µg/L	2.5	5	Final PDWS (EPA, 1992a)
Carbon-14	pCi/L	1E+03	2E+03	Final PDWS (EPA, 1977)
Carbonate		No flag	No flag	Set by EPD/EMS
Cerium-141	pCi/L	1.5E+02	3E+02	Final PDWS (EPA, 1977)
Cerium-144	pCi/L	1.31E+02	2.61E+02	Proposed PDWS (EPA, 1991)
Cesium-134[b]	pCi/L	4.07E+01	8.13E+01	Proposed PDWS (EPA, 1991)
Cesium-137	pCi/L	1E+02	2E+02	Final PDWS (EPA, 1977)
Chlordane	µg/L	1	2	Final PDWS (EPA, 1992a)
Chloride	µg/L	125,000	250,000	SDWS (EPA, 1992c)
4-Chloroaniline	µg/L	50	100	EPA Method 8270
Chlorobenzene	µg/L	50	100	Final PDWS (EPA, 1992a)
Chlorobenzilate	µg/L	50	100	EPA Method 8270
Chloroethane	µg/L	5	10	EPA Method 8240
Chloroethene (Vinyl chloride)	µg/L	1	2	Final PDWS (EPA, 1992a)
Chloroethyl vinyl ether	µg/L	5	10	EPA Method 8240
2-Chloroethyl vinyl ether	µg/L	5	10	EPA Method 8240
Chloroform	µg/L	50	100	Final PDWS (EPA, 1992a)
4-Chloro-m-cresol	µg/L	50	100	EPA Method 8270
Chloromethane (Methyl chloride)	µg/L	5	10	EPA Method 8240
2-Chloronaphthalene	µg/L	50	100	EPA Method 8240
2-Chlorophenol	µg/L	50	100	EPA Method 8270

Analyte	Unit	Flag 1	Flag 2	Source[a]
4-Chlorophenyl phenyl ether	µg/L	50	100	EPA Method 8270
Chloroprene	µg/L	1,000	2,000	EPA Method 8240
Chromium	µg/L	50	100	Final PDWS (EPA, 1992a)
Chromium-51	pCi/L	3E+03	6E+03	Final PDWS (EPA, 1977)
Chrysene	µg/L	0.1	0.2	Proposed PDWS (EPA, 1990)
Cobalt	µg/L	20	40	EPA Method 6010
Cobalt-57	pCi/L	5E+02	1E+03	Final PDWS (EPA, 1977)
Cobalt-58	pCi/L	4.5E+03	9E+03	Final PDWS (EPA, 1977)
Cobalt-60	pCi/L	5E+01	1E+02	Final PDWS (EPA, 1977)
Color		No flag	No flag	Set by EPD/EMS
Copper	µg/L	650	1,300	Final PDWS (EPA, 1992a)
Corrosivity		No flag	No flag	Set by EPD/EMS
m-Cresol (3-Methylphenol)	µg/L	50	100	EPA Method 8270
o-Cresol (2-Methylphenol)	µg/L	50	100	EPA Method 8270
p-Cresol (4-Methylphenol)	µg/L	50	100	EPA Method 8270
Curium-242	pCi/L	6.65E+01	1.33E+02	Proposed PDWS (EPA, 1991)
Curium-243	pCi/L	4.15E+00	8.3E+00	Proposed PDWS (EPA, 1991)
Curium-243/244[c]	pCi/L	4.15E+00	8.3E+00	Proposed PDWS (EPA, 1991)
Curium-244	pCi/L	4.92E+00	9.84E+00	Proposed PDWS (EPA, 1991)
Curium-245/246[c]	pCi/L	3.12E+00	6.23E+00	Proposed PDWS (EPA, 1991)
Curium-246	pCi/L	3.14E+00	6.27E+00	Proposed PDWS (EPA, 1991)
Cyanide	µg/L	100	200	Final PDWS (EPA, 1992b)
p,p'-DDD	µg/L	0.5	1	EPA Method 8080
p,p'-DDE	µg/L	0.5	1	EPA Method 8080
p,p'-DDT	µg/L	0.5	1	EPA Method 8080
Di-n-butyl phthalate		No flag	No flag	Set by EPD/EMS
Di-n-octyl phthalate		No flag	No flag	Set by EPD/EMS
Diallate	µg/L	50	100	EPA Method 8270
Dibenz[*a,h*]anthracene	µg/L	0.15	0.3	Proposed PDWS (EPA, 1990)
Dibenzofuran	µg/L	50	100	EPA Method 8270
Dibromochloromethane	µg/L	50	100	Final PDWS (EPA, 1992a)
1,2-Dibromo-3-chloropropane	µg/L	0.1	0.2	Final PDWS (EPA, 1992a)
1,2-Dibromoethane (Ethylene dibromide)	µg/L	0.025	0.05	Final PDWS (EPA, 1992a)
Dibromomethane (Methylene bromide)	µg/L	5	10	EPA Method 8240
1,2-Dichlorobenzene	µg/L	300	600	Final PDWS (EPA, 1992a)
1,3-Dichlorobenzene	µg/L	50	100	EPA Method 8270
1,4-Dichlorobenzene	µg/L	37.5	75	Final PDWS (EPA, 1992a)
3,3'-Dichlorobenzidine	µg/L	50	100	EPA Method 8270
trans-1,4-Dichloro-2-butene	µg/L	150	300	EPA Method 8240
Dichlorodifluoromethane	µg/L	5	10	EPA Method 8240
1,1-Dichloroethane	µg/L	5	10	EPA Method 8240
1,2-Dichloroethane	µg/L	2.5	5	Final PDWS (EPA, 1992a)
1,1-Dichloroethene	µg/L	3.5	7	Final PDWS (EPA, 1992a)
1,2-Dichloroethene	µg/L	25	50	Final PDWS (EPA, 1992b)
cis-1,2-Dichloroethene	µg/L	35	70	Final PDWS (EPA, 1992a)
trans-1,2-Dichloroethene	µg/L	50	100	Final PDWS (EPA, 1992a)
Dichloromethane (Methylene chloride)	µg/L	2.5	5	Final PDWS (EPA, 1992b)
2,4-Dichlorophenol	µg/L	50	100	EPA Method 8270
2,6-Dichlorophenol	µg/L	50	100	EPA Method 8270
2,4-Dichlorophenoxyacetic acid	µg/L	35	70	Final PDWS (EPA, 1992a)
1,2-Dichloropropane	µg/L	2.5	5	Final PDWS (EPA, 1992a)
cis-1,3-Dichloropropene	µg/L	5	10	EPA Method 8240

Analyte	Unit	Flag 1	Flag 2	Source[a]
trans-1,3-Dichloropropene	µg/L	5	10	EPA Method 8240
Dieldrin	µg/L	2.5	5	EPA Method 8080
Diethyl phthalate		No flag	No flag	Set by EPD/EMS
Dimethoate	µg/L	50	100	EPA Method 8270
p-Dimethylaminoazobenzene	µg/L	50	100	EPA Method 8270
p-(Dimethylamino)ethylbenzene	µg/L	50	100	EPA Method 8270
7,12-Dimethylbenz[a]anthracene	µg/L	50	100	EPA Method 8270
3,3'-Dimethylbenzidine	µg/L	50	100	EPA Method 8270
a,a-Dimethylphenethylamine	µg/L	50	100	EPA Method 8270
2,4-Dimethyl phenol	µg/L	50	100	EPA Method 8270
Dimethyl phthalate		No flag	No flag	Set by EPD/EMS
1,3-Dinitrobenzene	µg/L	50	100	EPA Method 8270
2,4-Dinitrophenol	µg/L	250	500	EPA Method 8270
2,4-Dinitrotoluene	µg/L	50	100	EPA Method 8270
2,6-Dinitrotoluene	µg/L	50	100	EPA Method 8270
1,4-Dioxane	µg/L	50	100	EPA Method 8270
Diphenylamine	µg/L	50	100	EPA Method 8270
1,2-Diphenylhydrazine	µg/L	50	100	EPA Method 8270
Dissolved organic carbon	µg/L	5,000	10,000	EPA Method 9060
Disulfoton	µg/L	50	100	EPA Method 8270
Eh		No flag	No flag	Set by EPD/EMS
alpha-Endosulfan	µg/L	50	100	EPA Method 8270
beta-Endosulfan	µg/L	50	100	EPA Method 8270
Endosulfan I	µg/L	0.5	1	EPA Method 8080
Endosulfan II	µg/L	0.5	1	EPA Method 8080
Endosulfan sulfate	µg/L	0.5	1	EPA Method 8080
Endrin	µg/L	1	2	Final PDWS (EPA, 1992b)
Endrin aldehyde	µg/L	0.5	1	EPA Method 8080
Endrin ketone		No flag	No flag	Set by EPD/EMS
Ethylbenzene	µg/L	350	700	Final PDWS (EPA, 1992a)
Ethyl methacrylate	µg/L	50	100	EPA Method 8270
Ethyl methanesulfonate	µg/L	50	100	EPA Method 8270
Europium-152	pCi/L	3E+01	6E+01	Final PDWS (EPA, 1977)
Europium-154	pCi/L	1E+02	2E+02	Final PDWS (EPA, 1977)
Europium-155	pCi/L	3E+02	6E+02	Final PDWS (EPA, 1977)
Famphur	µg/L	50	100	EPA Method 8270
Fluoranthene	µg/L	50	100	EPA Method 8270
Fluorene	µg/L	50	100	EPA Method 8270
Fluoride	µg/L	2,000	4,000	Final PDWS (EPA, 1992a)
Gross alpha	pCi/L	7.5E+00	1.5E+01	Final PDWS (EPA, 1992a)
Heptachlor	µg/L	0.2	0.4	Final PDWS (EPA, 1992a)
Heptachlor epoxide	µg/L	0.1	0.2	Final PDWS (EPA, 1992a)
Heptachlorodibenzo-p-dioxin isomers	µg/L	0.00325	0.0065	EPA Method 8280
1,2,3,4,6,7,8-HPCDD	µg/L	0.00325	0.0065	EPA Method 8280
Heptachlorodibenzo-p-furan isomers	µg/L	0.00225	0.0045	EPA Method 8280
1,2,3,4,6,7,8-HPCDF	µg/L	0.00225	0.0045	EPA Method 8280
Hexachlorobenzene	µg/L	0.5	1	Final PDWS (EPA, 1992b)
Hexachlorobutadiene	µg/L	50	100	EPA Method 8270
Hexachlorocyclopentadiene	µg/L	25	50	Final PDWS (EPA, 1992b)
Hexachlorodibenzo-p-dioxin isomers	µg/L	0.00225	0.0045	EPA Method 8280
1,2,3,4,7,8-HXCDD	µg/L	0.00225	0.0045	EPA Method 8280
Hexachlorodibenzo-p-furan isomers	µg/L	0.002	0.004	EPA Method 8280
1,2,3,4,7,8-HXCDF	µg/L	0.002	0.004	EPA Method 8280

Analyte	Unit	Flag 1	Flag 2	Source[a]
Hexachloroethane	µg/L	50	100	EPA Method 8270
Hexachlorophene	µg/L	250	500	EPA Method 8270
Hexachloropropene	µg/L	50	100	EPA Method 8270
2-Hexanone	µg/L	50	100	EPA Method 8240
Indeno[1,2,3-*c,d*]pyrene	µg/L	50	100	EPA Method 8270
Iodine	µg/L	250	500	APHA Method 415A
Iodine-129	pCi/L	5E−01	1E+00	Final PDWS (EPA, 1977)
Iodine-131	pCi/L	1.5E+00	3E+00	Final PDWS (EPA, 1977)
Iodomethane (Methyl iodide)	µg/L	75	150	EPA Method 8240
Iron	µg/L	150	300	SDWS (EPA, 1992c)
Iron-55	pCi/L	1E+03	2E+03	Final PDWS (EPA, 1977)
Iron-59	pCi/L	1E+02	2E+02	Final PDWS (EPA, 1977)
Isobutyl alcohol	µg/L	500	1,000	EPA Method 8240
Isodrin	µg/L	50	100	EPA Method 8270
Isophorone	µg/L	50	100	EPA Method 8270
Isosafrole	µg/L	50	100	EPA Method 8270
Kepone	µg/L	50	100	EPA Method 8270
Lanthanum-140	pCi/L	3E+01	6E+01	Final PDWS (EPA, 1977)
Lead	µg/L	7.5	15	Final PDWS (EPA, 1992a)
Lindane	µg/L	0.1	0.2	Final PDWS (EPA, 1992a)
Lithium	µg/L	25	50	EPA Method 6010
Magnesium		No flag	No flag	Set by EPD/EMS
Manganese	µg/L	25	50	SDWS (EPA, 1992c)
Manganese-54	pCi/L	1.5E+02	3E+02	Final PDWS (EPA, 1977)
Mercury	µg/L	1	2	Final PDWS (EPA, 1992a)
Methacrylonitrile	µg/L	250	500	EPA Method 8240
Methapyrilene	µg/L	50	100	EPA Method 8270
Methoxychlor	µg/L	20	40	Final PDWS (EPA, 1992a)
3-Methylcholanthrene	µg/L	50	100	EPA Method 8270
2-Methyl-4,6-dinitrophenol	µg/L	250	500	EPA Method 8270
Methyl ethyl ketone		No flag	No flag	Set by EPD/EMS
Methyl isobutyl ketone		No flag	No flag	Set by EPD/EMS
Methyl methacrylate	µg/L	50	100	EPA Method 8270
Methyl methanesulfonate	µg/L	50	100	EPA Method 8270
2-Methylnaphthalene	µg/L	50	100	EPA Method 8270
Molybdenum	µg/L	250	500	EPA Method 6010
Naphthalene	µg/L	50	100	EPA Method 8270
1,4-Naphthoquinone	µg/L	50	100	EPA Method 8270
1-Naphthylamine	µg/L	50	100	EPA Method 8270
2-Naphthylamine	µg/L	50	100	EPA Method 8270
Neptunium-237	pCi/L	3.53E+00	7.06E+00	Proposed PDWS (EPA, 1991)
Nickel	µg/L	50	100	Final PDWS (EPA, 1992b)
Nickel-59	pCi/L	1.5E+02	3E+02	Final PDWS (EPA, 1977)
Nickel-63	pCi/L	2.5E+01	5E+01	Final PDWS (EPA, 1977)
Niobium-95	pCi/L	1.5E+02	3.E+02	Final PDWS (EPA, 1977)
Nitrate as nitrogen	µg/L	5,000	10,000	Final PDWS (EPA, 1992a)
Nitrate-nitrite as nitrogen	µg/L	5,000	10,000	Final PDWS (EPA, 1992a)
Nitrite as nitrogen	µg/L	500	1,000	Final PDWS (EPA, 1992a)
2-Nitroaniline	µg/L	50	100	EPA Method 8270
3-Nitroaniline	µg/L	50	100	EPA Method 8270
4-Nitroaniline	µg/L	50	100	EPA Method 8270
Nitrobenzene	µg/L	50	100	EPA Method 8270
Nitrogen by Kjeldahl method	µg/L	500	1,000	EPA Method 351.2
2-Nitrophenol	µg/L	50	100	EPA Method 8270
4-Nitrophenol	µg/L	50	100	EPA Method 8270

Analyte	Unit	Flag 1	Flag 2	Source[a]
4-Nitroquinoline-1-oxide	µg/L	50	100	EPA Method 8270
N-Nitrosodi-n-butylamine	µg/L	50	100	EPA Method 8270
N-Nitrosodiethylamine	µg/L	50	100	EPA Method 8270
N-Nitrosodimethylamine	µg/L	50	100	EPA Method 8270
N-Nitrosodiphenylamine	µg/L	50	100	EPA Method 8270
N-Nitrosodipropylamine	µg/L	50	100	EPA Method 8270
N-Nitrosomethylethylamine	µg/L	50	100	EPA Method 8270
N-Nitrosomorpholine	µg/L	50	100	EPA Method 8270
N-Nitrosopiperidine	µg/L	50	100	EPA Method 8270
N-Nitrosopyrrolidine	µg/L	50	100	EPA Method 8270
5-Nitro-o-toluidine	µg/L	50	100	EPA Method 8270
Nonvolatile beta	pCi/L	2.5E+01	5E+01	Proposed PDWS (EPA, 1986)
Octachlorodibenzo-p-dioxin isomers	µg/L	0.005	0.01	EPA Method 8280
Octachlorodibenzo-p-furan isomers	µg/L	0.005	0.01	EPA Method 8280
Odor		No flag	No flag	Set by EPD/EMS
Oil & Grease	µg/L	5,000	10,000	EPA Method 413.1
Parathion	µg/L	0.25	0.5	EPA Method 8080
Parathion methyl	µg/L	0.25	0.5	EPA Method 8080
PCB 1016	µg/L	0.25	0.5	Final PDWS (EPA, 1992a)
PCB 1221	µg/L	0.25	0.5	Final PDWS (EPA, 1992a)
PCB 1232	µg/L	0.25	0.5	Final PDWS (EPA, 1992a)
PCB 1242	µg/L	0.25	0.5	Final PDWS (EPA, 1992a)
PCB 1248	µg/L	0.25	0.5	Final PDWS (EPA, 1992a)
PCB 1254	µg/L	0.25	0.5	Final PDWS (EPA, 1992a)
PCB 1260	µg/L	0.25	0.5	Final PDWS (EPA, 1992a)
PCB 1262	µg/L	0.25	0.5	Final PDWS (EPA, 1992a)
Pentachlorobenzene	µg/L	50	100	EPA Method 8270
Pentachlorodibenzo-p-dioxin isomers	µg/L	0.00275	0.0055	EPA Method 8280
1,2,3,7,8-PCDD	µg/L	0.00275	0.0055	EPA Method 8280
Pentachlorodibenzo-p-furan isomers	µg/L	0.00275	0.0055	EPA Method 8280
1,2,3,7,8-PCDF	µg/L	0.00275	0.0055	EPA Method 8280
Pentachloroethane	µg/L	50	100	EPA Method 8270
Pentachloronitrobenzene	µg/L	50	100	EPA Method 8270
Pentachlorophenol	µg/L	0.5	1	Final PDWS (EPA, 1992a)
pH	pH	8	10	Set by EPD/EMS
pH	pH	4	3	Set by EPD/EMS
Phenacetin	µg/L	50	100	EPA Method 8270
Phenanthrene	µg/L	50	100	EPA Method 8270
Phenol	µg/L	50	100	EPA Method 8270
Phenols	µg/L	25	50	EPA Method 420.1
p-Phenylenediamine	µg/L	50	100	EPA Method 8270
Phorate	µg/L	0.5	1	EPA Method 8080
2-Picoline	µg/L	50	100	EPA Method 8270
Plutonium-238	pCi/L	3.51E+00	7.02E+00	Proposed PDWS (EPA, 1991)
Plutonium-239	pCi/L	3.11E+01	6.21E+01	Proposed PDWS (EPA, 1991)
Plutonium-239/240[c]	pCi/L	3.11E+01	6.21E+01	Proposed PDWS (EPA, 1991)
Plutonium-240	pCi/L	3.11E+01	6.22E+01	Proposed PDWS (EPA, 1991)
Plutonium-241	pCi/L	3.13E+01	6.26E+01	Proposed PDWS (EPA, 1991)
Plutonium-242	pCi/L	3.27E+01	6.54E+01	Proposed PDWS (EPA, 1991)
Potassium		No flag	No flag	Set by EPD/EMS
Potassium-40	pCi/L	1.5E+02	3E+02	Proposed PDWS (EPA, 1986)
Pronamid	µg/L	50	100	EPA Method 8270
Propionitrile	µg/L	1,000	2,000	EPA Method 8240
Pyrene	µg/L	50	100	EPA Method 8270
Pyridine	µg/L	50	100	EPA Method 8270

Analyte	Unit	Flag 1	Flag 2	Source[a]
Radium (alpha-emitting)[d]	pCi/L	1E+01	2E+01	Proposed PDWS (EPA, 1991)
Radium-226	pCi/L	1E+01	2E+01	Proposed PDWS (EPA, 1991)
Radium-228	pCi/L	1E+01	2E+01	Proposed PDWS (EPA, 1991)
Radon-222	pCi/L	1.5E+02	3E+02	Proposed PDWS (EPA, 1991)
Ruthenium-103	pCi/L	1E+02	2E+02	Final PDWS (EPA, 1977)
Ruthenium-106	pCi/L	1.5E+01	3E+01	Final PDWS (EPA, 1977)
Safrole	µg/L	50	100	EPA Method 8270
Selenium	µg/L	25	50	Final PDWS (EPA, 1992a)
Silica		No flag	No flag	Set by EPD/EMS
Total silica	µg/L	500	1,000	EPA Method 6010
Silver	µg/L	50	100	SDWS (EPA, 1992c)
Sodium		No flag	No flag	Set by EPD/EMS
Sodium-22	pCi/L	2.33E+02	4.66E+02	Proposed PDWS (EPA, 1991)
Specific conductance	µS/cm	250	500	Set by EPD/EMS
Strontium-89	pCi/L	1E+01	2E+01	Final PDWS (EPA, 1977)
Strontium-89/90[c]	pCi/L	4E+00	8E+00	Final PDWS (EPA, 1992a)
Strontium-90	pCi/L	4E+00	8E+00	Final PDWS (EPA, 1992a)
Styrene	µg/L	50	100	Final PDWS (EPA, 1992a)
Sulfate	µg/L	200,000	400,000	Proposed PDWS (EPA, 1990)
Sulfide	µg/L	5,000	10,000	EPA Method 9030
Sulfotepp	µg/L	50	100	EPA Method 8270
Surfactants		No flag	No flag	Set by EPD/EMS
2,3,7,8-TCDD	µg/L	0.000015	0.00003	Final PDWS (EPA, 1992b)
2,3,7,8-TCDF	µg/L	0.002	0.004	EPA Method 8280
Technetium-99	pCi/L	4.5E+02	9E+02	Final PDWS (EPA, 1977)
1,2,4,5-Tetrachlorobenzene	µg/L	50	100	EPA Method 8270
Tetrachlorodibenzo-p-dioxin isomers	µg/L	0.00225	0.0045	EPA Method 8280
Tetrachlorodibenzo-p-furan isomers	µg/L	0.002	0.004	EPA Method 8280
1,1,1,2-Tetrachloroethane	µg/L	5	10	EPA Method 8240
1,1,2,2-Tetrachloroethane	µg/L	5	10	EPA Method 8240
Tetrachloroethylene	µg/L	2.5	5	Final PDWS (EPA, 1992a)
2,3,4,6-Tetrachlorophenol	µg/L	50	100	EPA Method 8270
Tetraethyl dithiopyrophosphate	µg/L	50	100	EPA Method 8270
Thallium	µg/L	1	2	Final PDWS (EPA, 1992b)
Thionazin	µg/L	50	100	EPA Method 8270
Thorium-228	pCi/L	6.25E+01	1.25E+02	Proposed PDWS (EPA, 1991)
Thorium-230	pCi/L	3.96E+01	7.92E+01	Proposed PDWS (EPA, 1991)
Thorium-232	pCi/L	4.4E+01	8.8E+01	Proposed PDWS (EPA, 1991)
Thorium-234	pCi/L	2E+02	4.01E+02	Proposed PDWS (EPA, 1991)
Tin	µg/L	10	20	EPA Method 282.2
Tin-113	pCi/L	1.5E+02	3E+02	Final PDWS (EPA, 1977)
Toluene	µg/L	500	1,000	Final PDWS (EPA, 1992a)
o-Toluidine	µg/L	50	100	EPA Method 8270
Total carbon	µg/L	5,000	10,000	EPA Method 9060
Total dissolved solids		No flag	No flag	Set by EPD/EMS
Total hydrocarbons	µg/L	5,000	10,000	EPA Method 418.1
Total inorganic carbon	µg/L	5,000	10,000	EPA Method 9060
Total organic carbon	µg/L	5,000	10,000	EPA Method 9060
Total organic halogens	µg/L	25	50	EPA Method 9020
Total organic nitrogen	µg/L	500	1,000	APHA Method 420
Total petroleum hydrocarbons	µg/L	5,000	10,000	EPA Method 418.1
Total phosphates (as P)		No flag	No flag	Set by EPD/EMS
Total phosphorus		No flag	No flag	Set by EPD/EMS

Analyte	Unit	Flag 1	Flag 2	Source[a]
Toxaphene	µg/L	1.5	3	Final PDWS (EPA, 1992a)
2,4,5-TP (Silvex)	µg/L	25	50	Final PDWS (EPA, 1992a)
Tributyl phosphate	µg/L	50	100	EPA Method 8270
1,2,4-Trichlorobenzene	µg/L	35	70	Final PDWS (EPA, 1992b)
1,1,1-Trichloroethane	µg/L	100	200	Final PDWS (EPA, 1992a)
1,1,2-Trichloroethane	µg/L	2.5	5	Final PDWS (EPA, 1992b)
Trichloroethylene	µg/L	2.5	5	Final PDWS (EPA, 1992a)
Trichlorofluoromethane	µg/L	5	10	EPA Method 8240
2,4,5-Trichlorophenol	µg/L	50	100	EPA Method 8270
2,4,6-Trichlorophenol	µg/L	50	100	EPA Method 8270
2,4,5-Trichlorophenoxyacetic acid	µg/L	2.5	5	EPA Method 8150
1,2,3-Trichloropropane	µg/L	5	10	EPA Method 8240
O,O,O-Triethyl phosphorothioate	µg/L	50	100	EPA Method 8270
1,3,5-Trinitrobenzene	µg/L	50	100	EPA Method 8270
Tritium	pCi/mL	1E+01	2E+01	Final PDWS (EPA, 1992a)
Turbidity		No flag	No flag	Set by EPD/EMS
Uranium	µg/L	10	20	Proposed PDWS (EPA, 1991)
Uranium alpha activity	pCi/L	1.5E+01	3E+01	Proposed PDWS (EPA, 1991)
Uranium-233/234[c]	pCi/L	6.9E+00	1.38E+01	Proposed PDWS (EPA, 1991)
Uranium-234	pCi/L	6.95E+00	1.39E+01	Proposed PDWS (EPA, 1991)
Uranium-235	pCi/L	7.25E+00	1.45E+01	Proposed PDWS (EPA, 1991)
Uranium-238	pCi/L	7.3E+00	1.46E+01	Proposed PDWS (EPA, 1991)
Vanadium	µg/L	40	80	EPA Method 6010
Vinyl acetate	µg/L	5	10	EPA Method 8240
Xylenes	µg/L	5,000	10,000	Final PDWS (EPA, 1992a)
Zinc	µg/L	2,500	5,000	SDWS (EPA, 1992c)
Zinc-65	pCi/L	1.5E+02	3E+02	Final PDWS (EPA, 1977)
Zirconium-95	pCi/L	1E+02	2E+02	Final PDWS (EPA, 1977)
Zirconium/Niobium-95[c]	pCi/L	1E+02	2E+02	Final PDWS (EPA, 1977)

[a] References for methods are found in Appendix E; references for dated sources are at the end of this appendix.
[b] EPD/EMS set this flagging criterion using the 1991 proposed PDWS because the final PDWS in 1977 may have been in error.
[c] When radionuclide analyses are combined, the lower PDWS of the two isotopes is used for flagging.
[d] The applied standard is for radium-226.

References

EPA (U.S. Environmental Protection Agency), 1977. **National Interim Primary Drinking Water Regulations**, EPA-570/9-76-003. Washington, DC.

EPA (U.S. Environmental Protection Agency), 1986. *Water Pollution Control; National Primary Drinking Water Regulations, Radionuclides (Proposed).* **Federal Register**, September 30, 1986, pp. 34836-34862. Washington, DC.

EPA (U.S. Environmental Protection Agency), 1990. *National Primary and Secondary Drinking Water Regulations; Synthetic Organic Chemicals and Inorganic Chemicals (Proposed Rule).* **Federal Register**, July 25, 1990, pp. 30369-30448. Washington, DC.

EPA (U.S. Environmental Protection Agency), 1991. *National Primary Drinking Water Regulations; Radionuclides; Proposed Rule.* **Federal Register**, July 18, 1991, pp. 33052-33127. Washington, DC.

EPA (U.S. Environmental Protection Agency), 1992a. *National Primary Drinking Water Regulations,* **Code of Federal Regulations**, Section 40, Part 141, pp. 589-729. Washington, DC.

EPA (U.S. Environmental Protection Agency), 1992b. *National Primary Drinking Water Regulations—Synthetic Organic Chemical and Inorganic Chemicals; National Primary Drinking Water Regulations Implementation.* **Federal Register**, July 17, 1992, pp. 31776-31849. Washington, DC.

EPA (U.S. Environmental Protection Agency), 1992c. *National Secondary Drinking Water Regulations,* **Code of Federal Regulations**, Section 40, Part 143, pp. 772-776. Washington, DC.

Appendix C – Figures

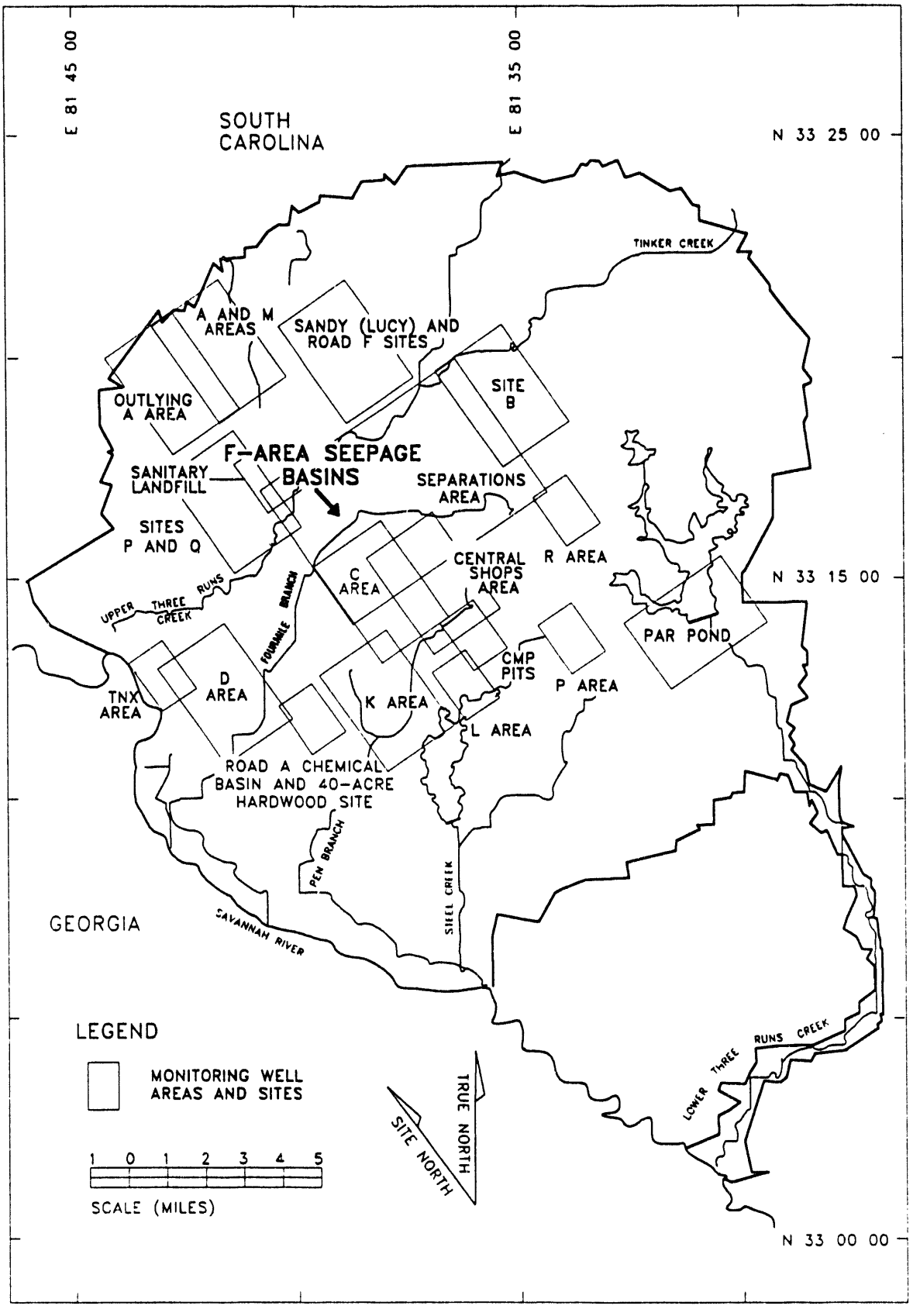

Figure 1. Location of the F-Area Seepage Basins at the Savannah River Site

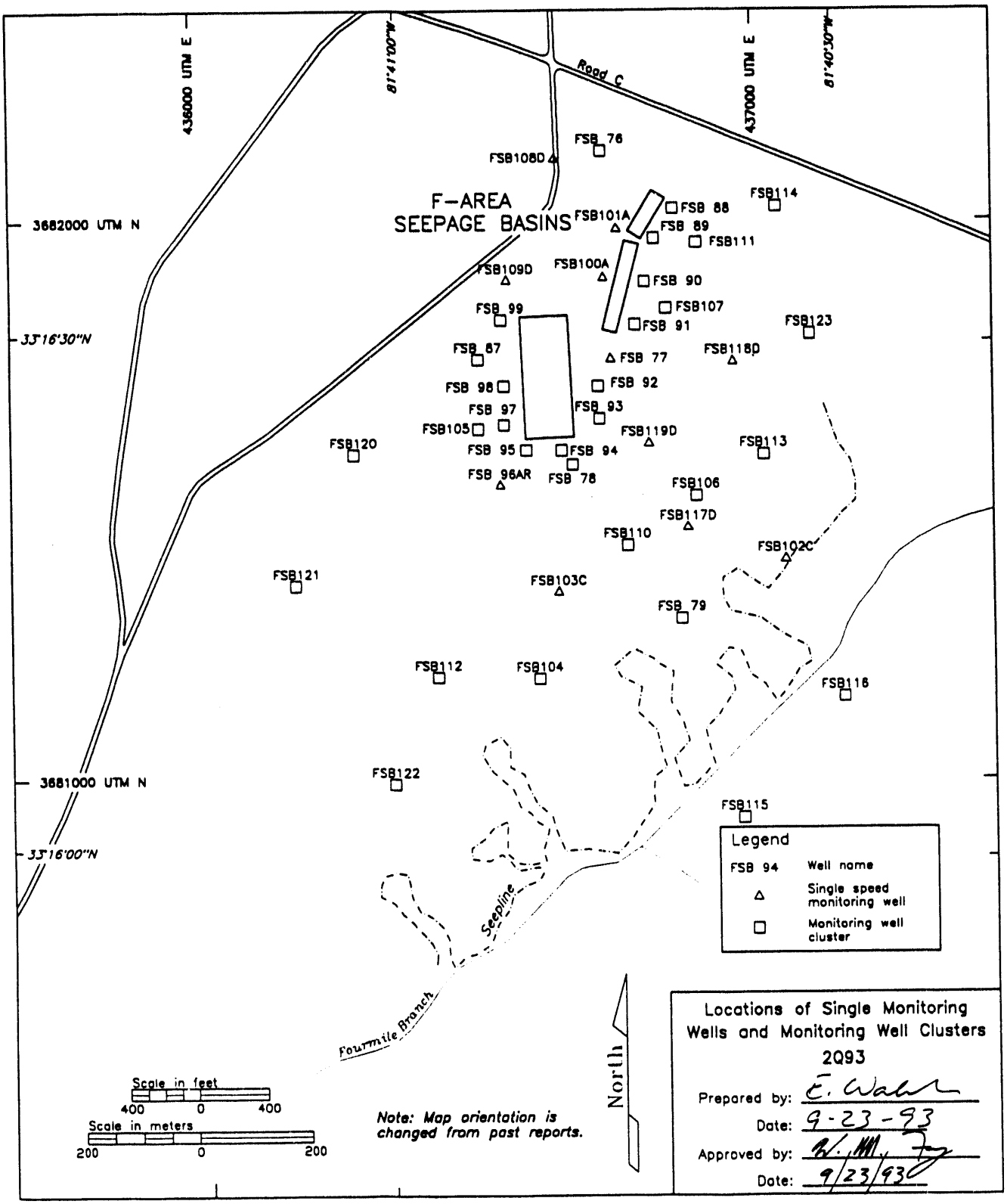

Figure 2. Location of the Groundwater Monitoring Wells at the F-Area Seepage Basins

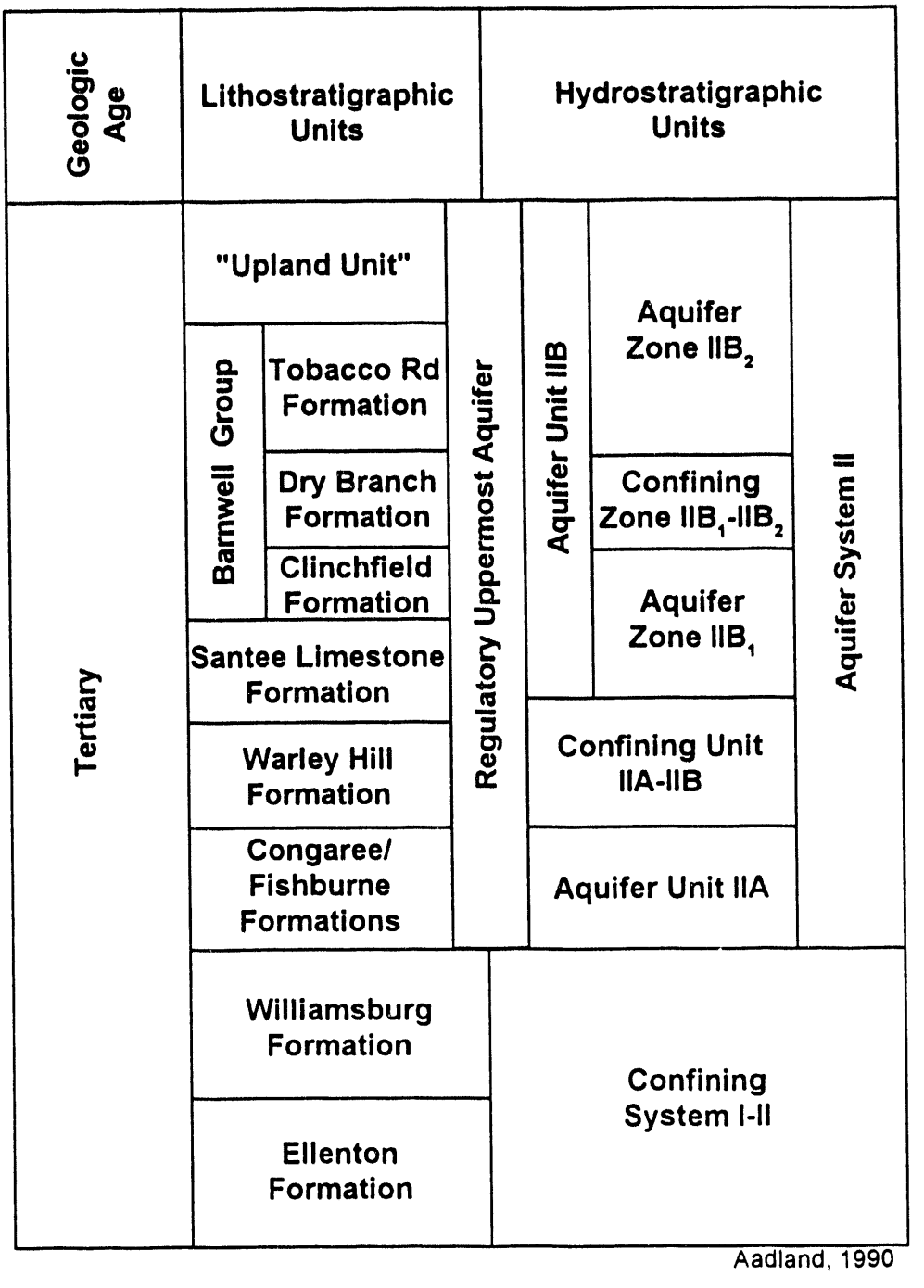

Figure 3. Hydrostratigraphic Nomenclature

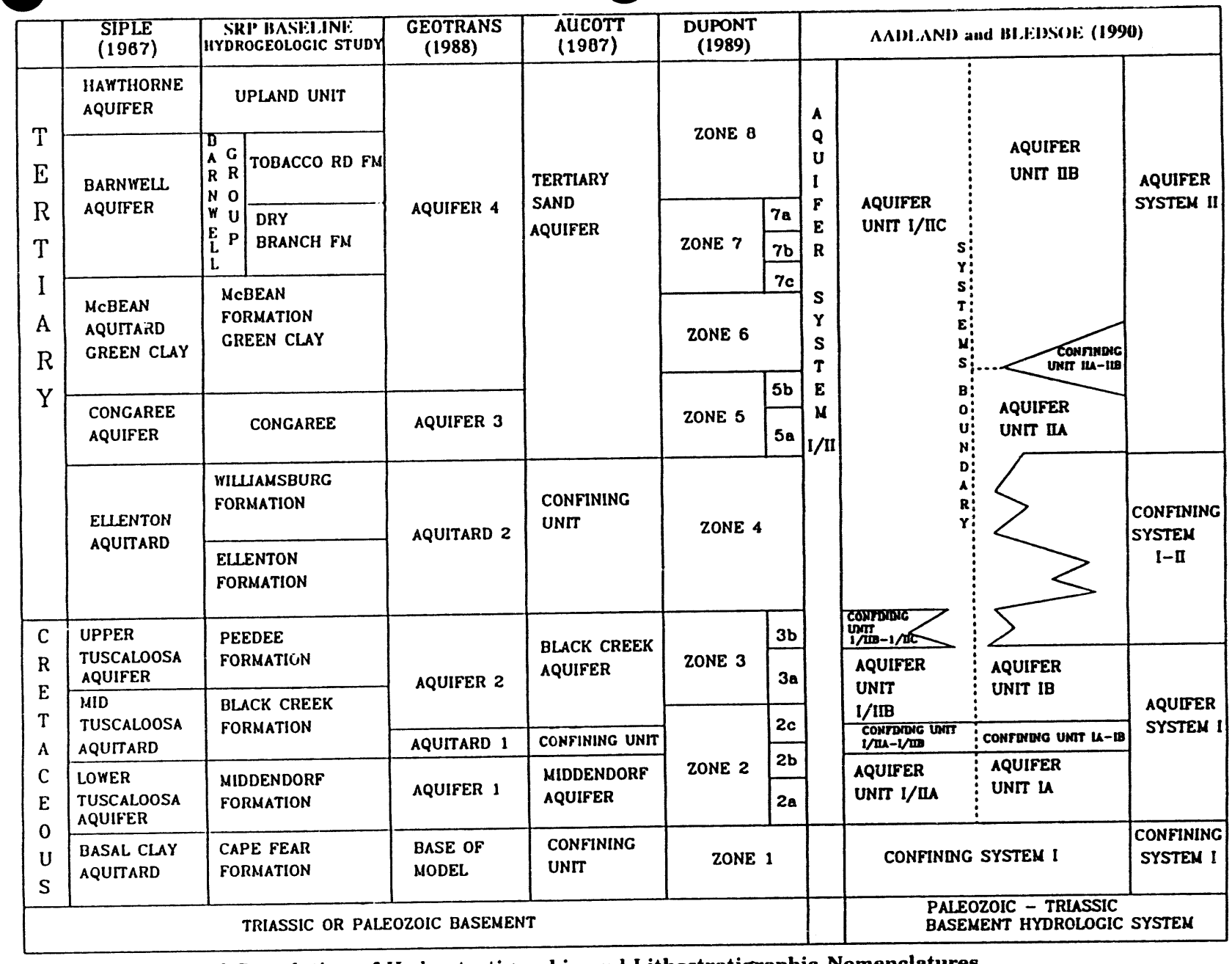

Figure 4. Regional Correlation of Hydrostratigraphic and Lithostratigraphic Nomenclatures

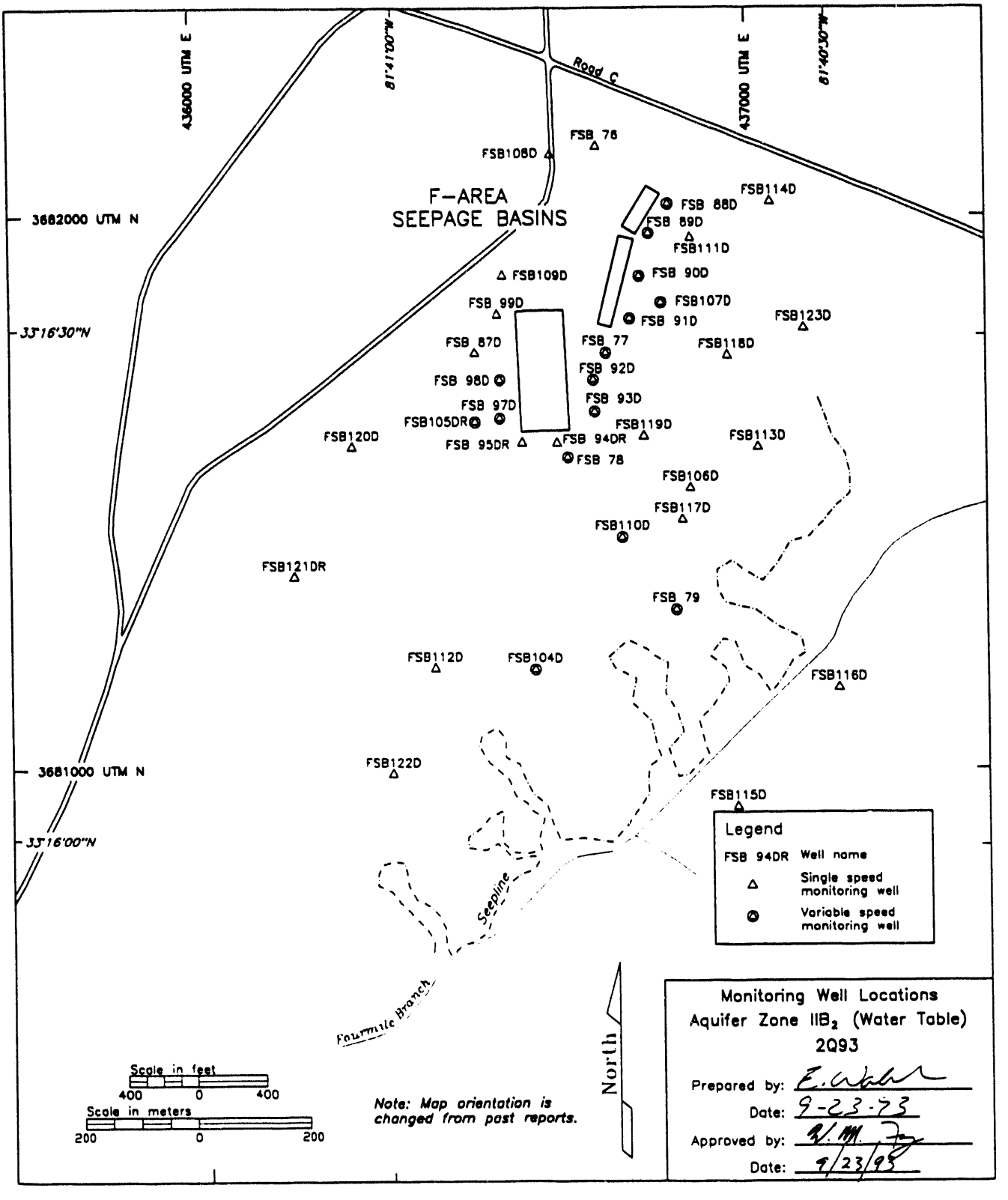

Figure 5. Location of Aquifer Zone IIB_2 (Water Table) Monitoring Wells at the F-Area Seepage Basins

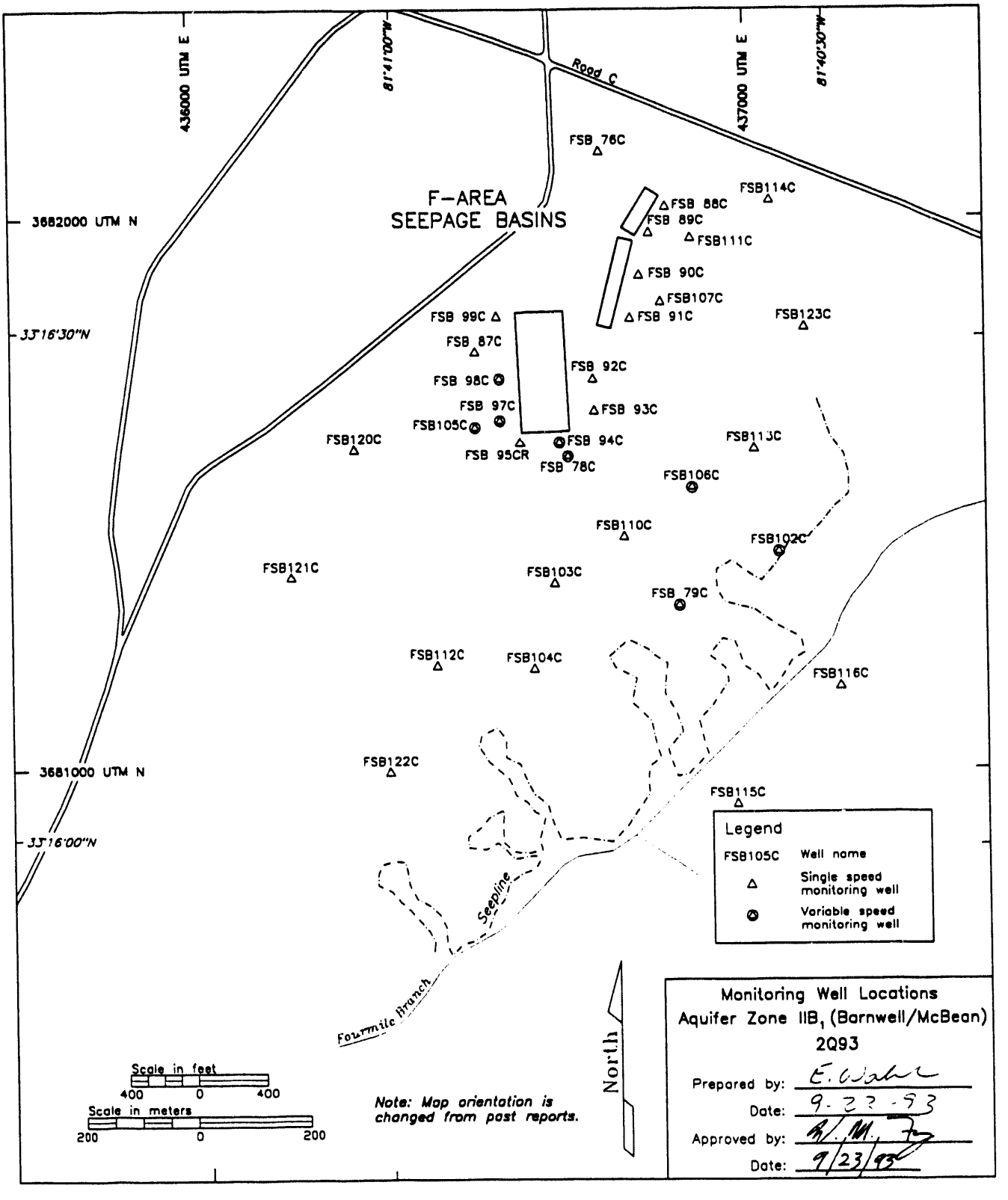

Figure 6. Location of Aquifer Zone IIB$_1$ (Barnwell/McBean) Monitoring Wells at the F-Area Seepage Basins

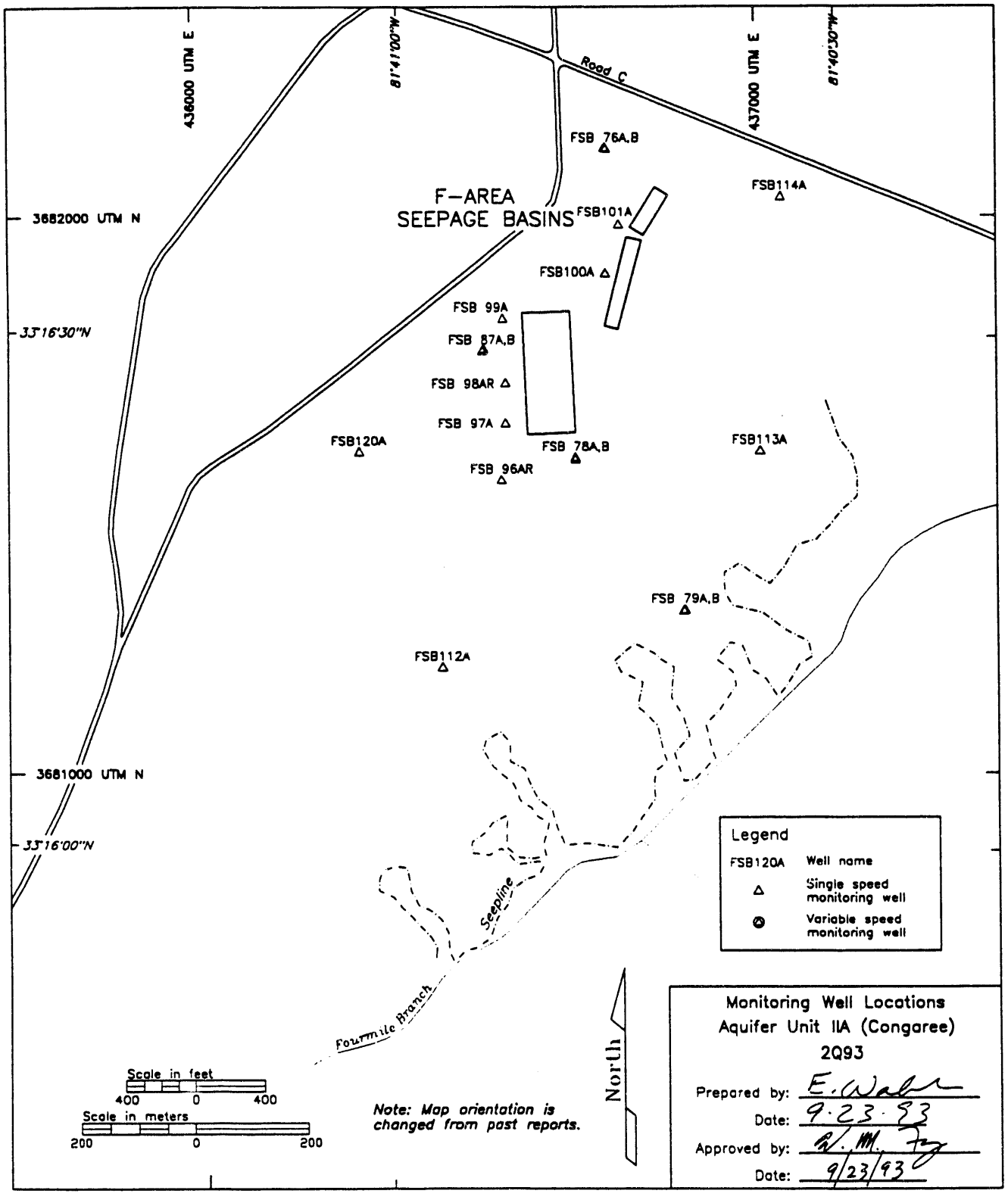

Figure 7. Location of Aquifer Unit IIA (Congaree) Monitoring Wells at the F-Area Seepage Basins

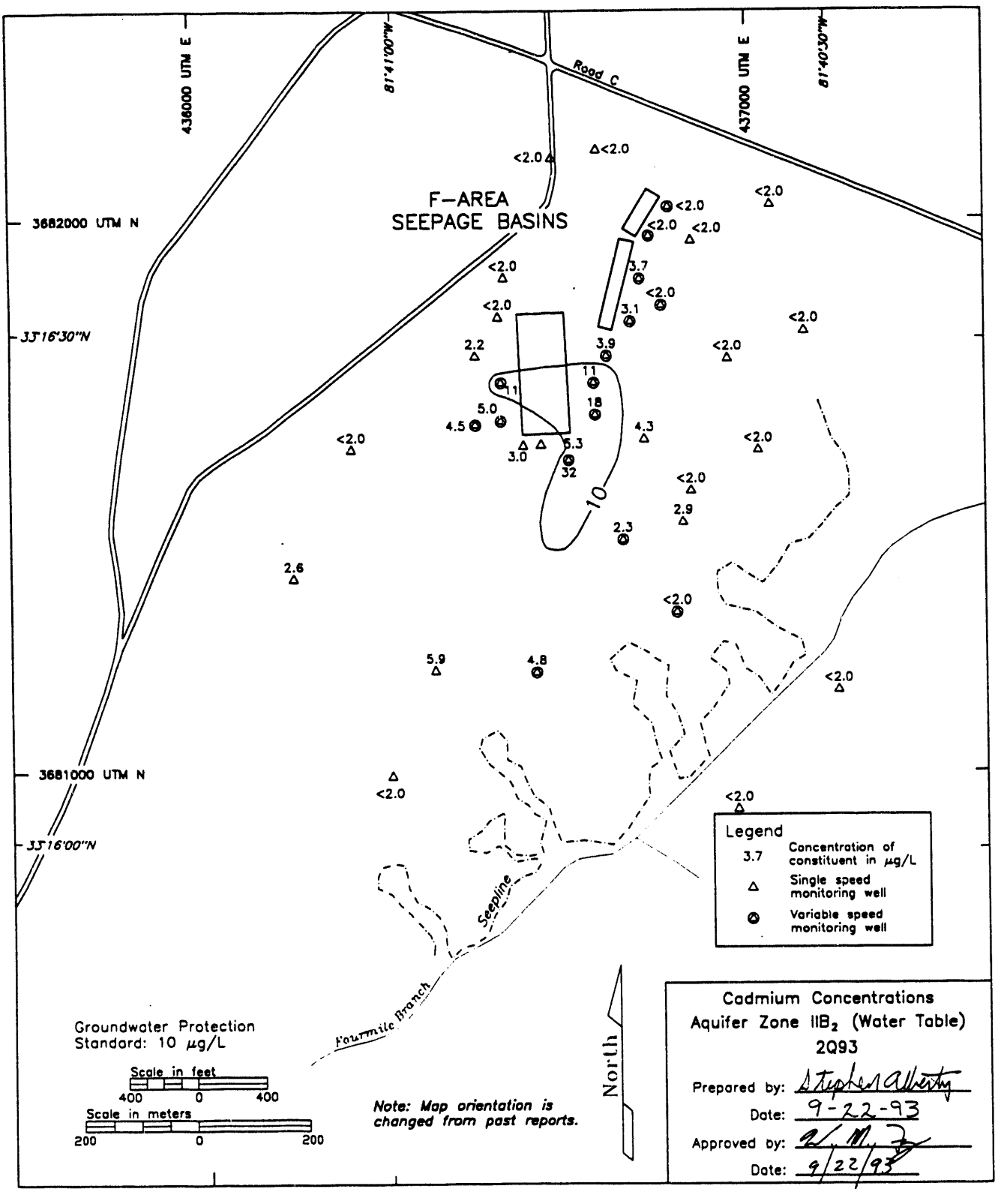

Figure 8. Cadmium Concentrations in Aquifer Zone IIB_2 (Water Table) at the F-Area Seepage Basins, Second Quarter 1993

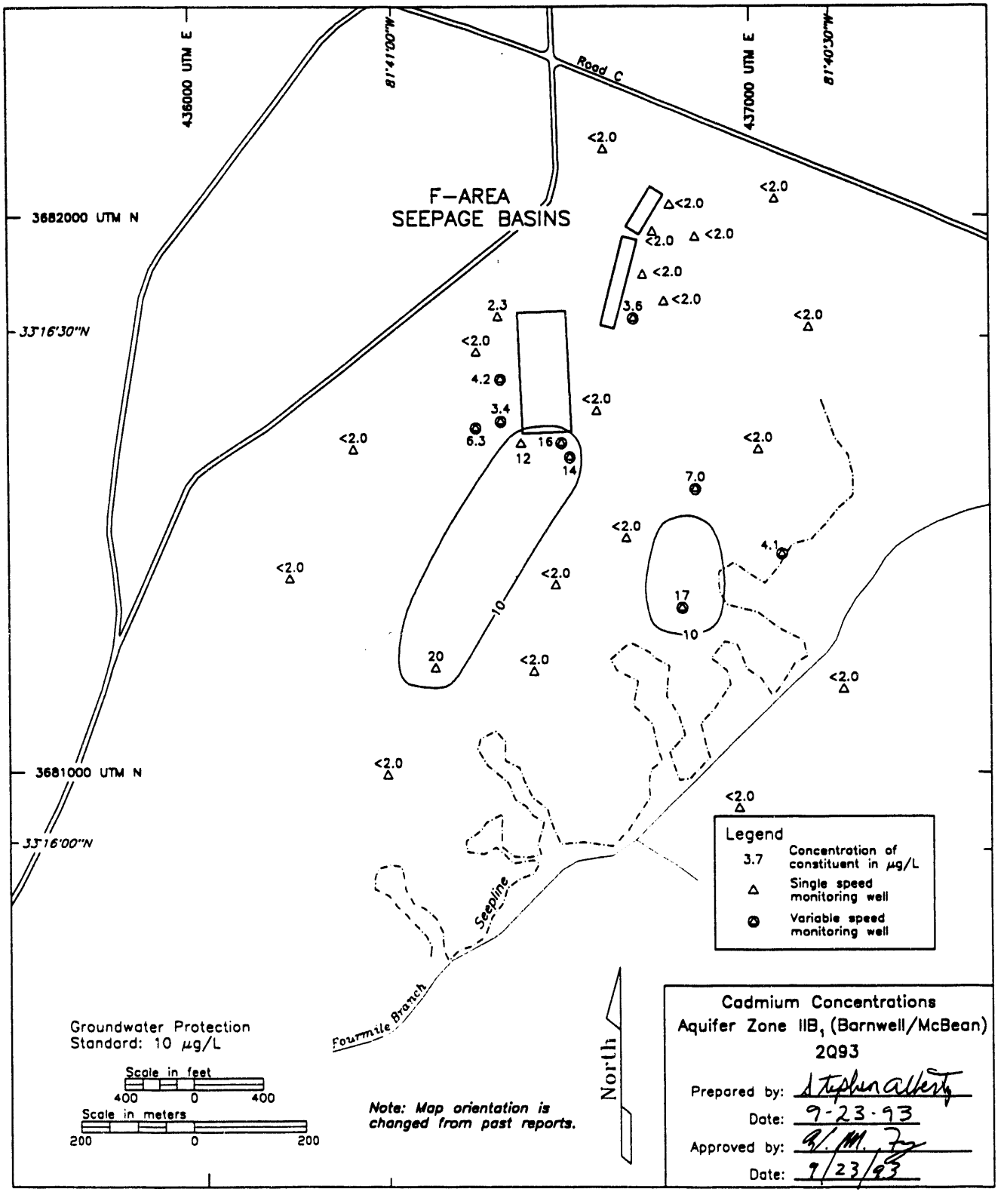

Figure 9. Cadmium Concentrations in Aquifer Zone IIB$_1$ (Barnwell/McBean) at the F-Area Seepage Basins, Second Quarter 1993

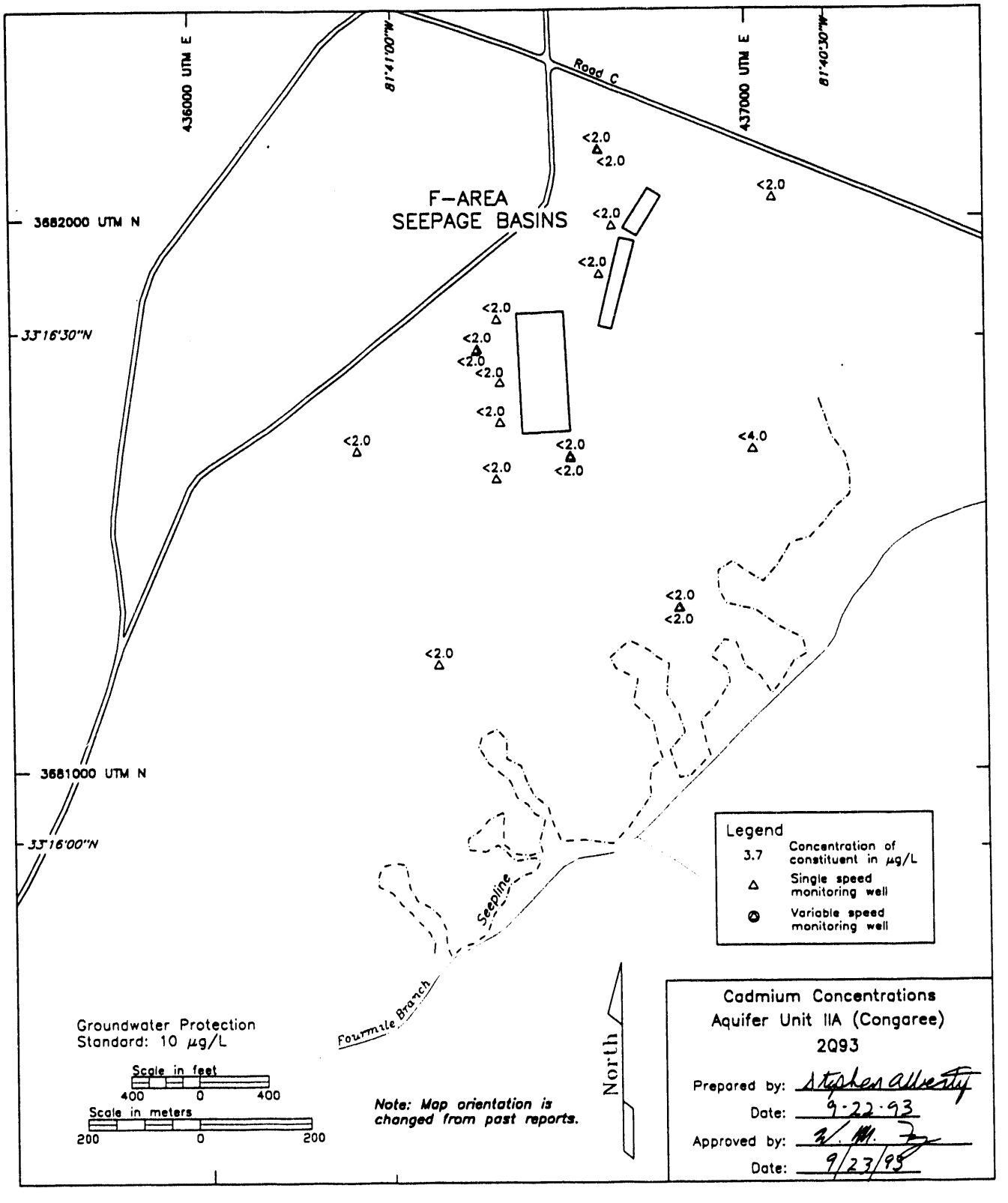

Figure 10. Cadmium Concentrations in Aquifer Unit IIA (Congaree) at the F-Area Seepage Basins, Second Quarter 1993

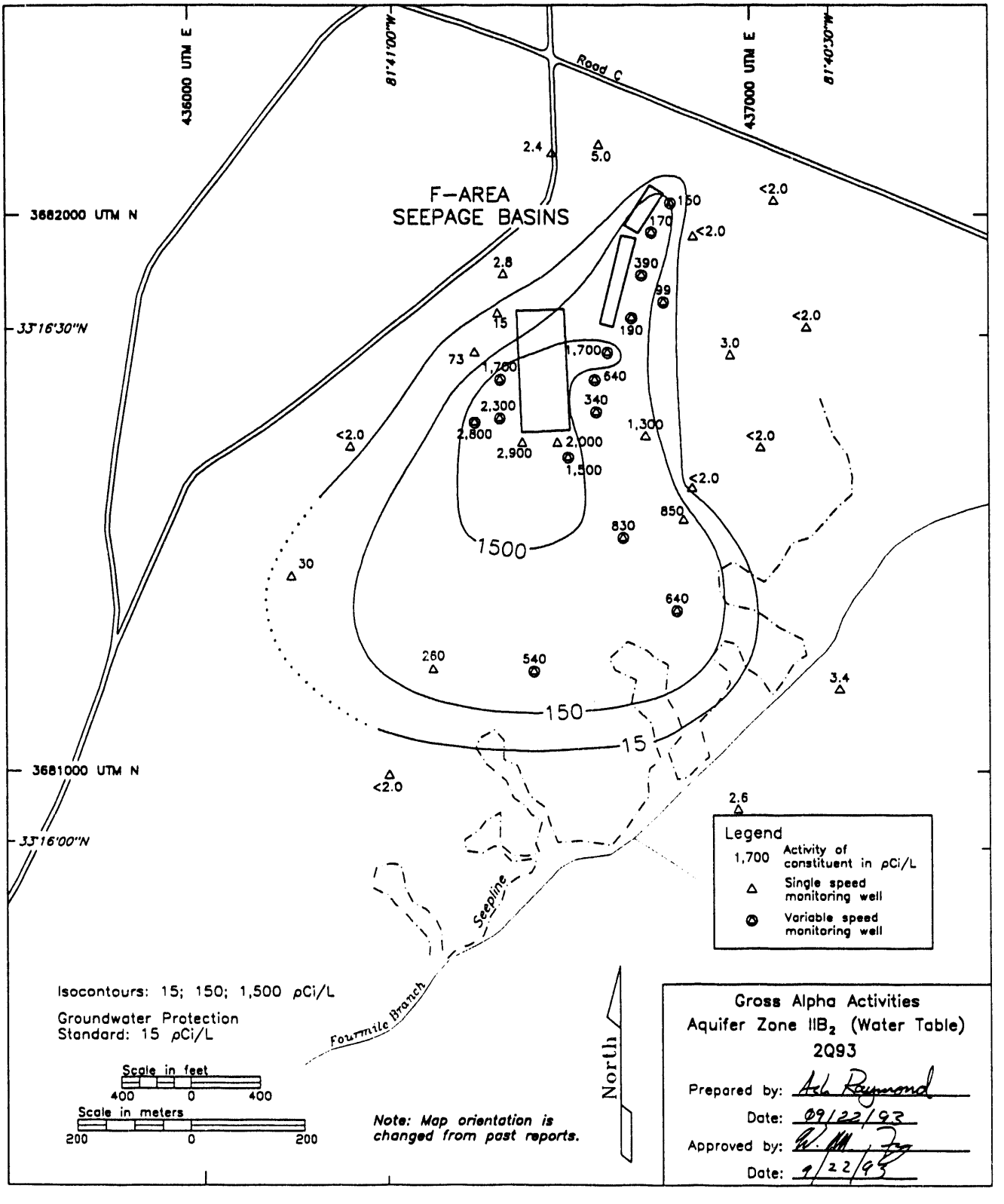

Figure 11. Gross Alpha Activities in Aquifer Zone IIB_2 (Water Table) at the F-Area Seepage Basins, Second Quarter 1993

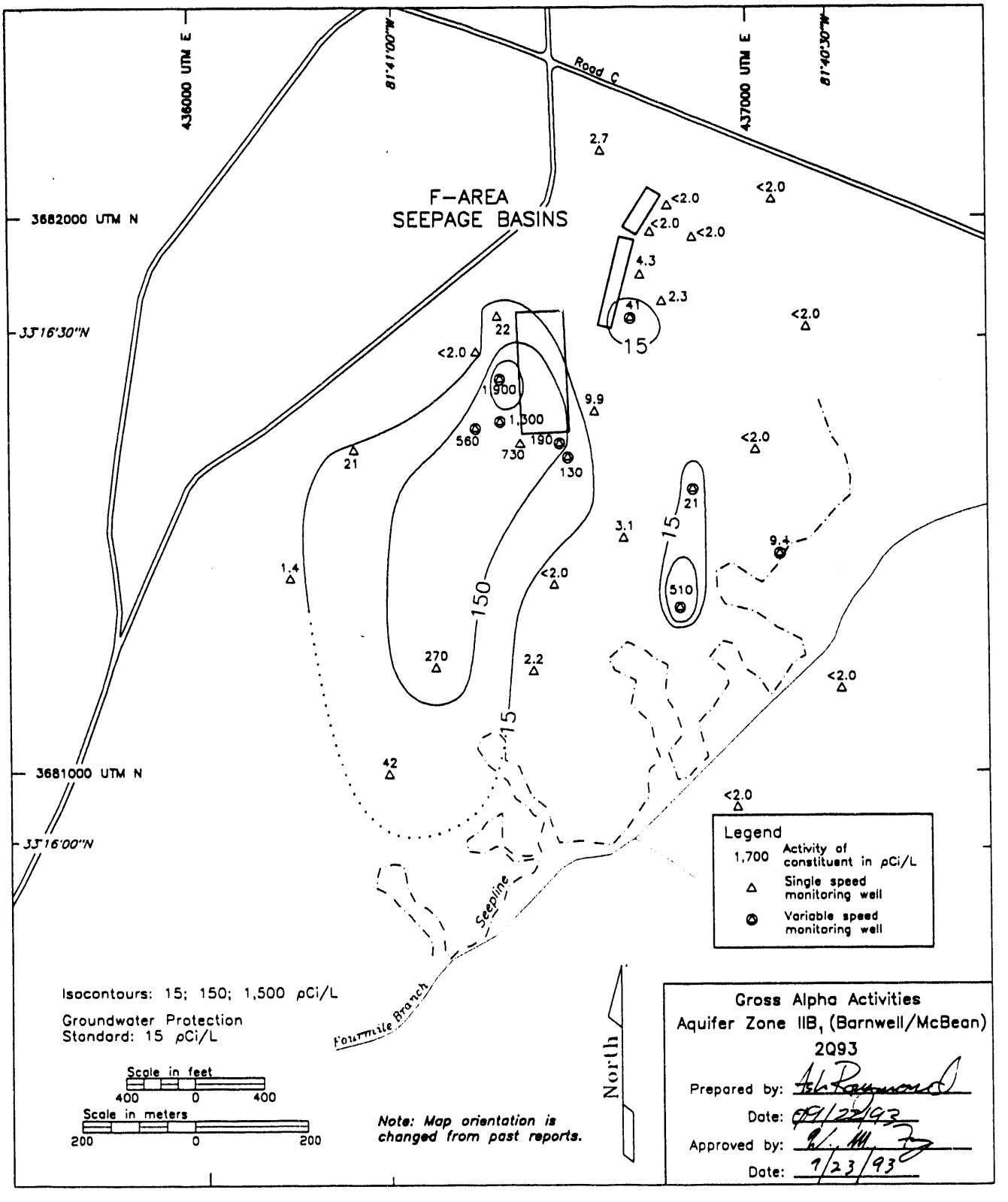

Figure 12. Gross Alpha Activities in Aquifer Zone IIB$_1$ (Barnwell/McBean) at the F-Area Seepage Basins, Second Quarter 1993

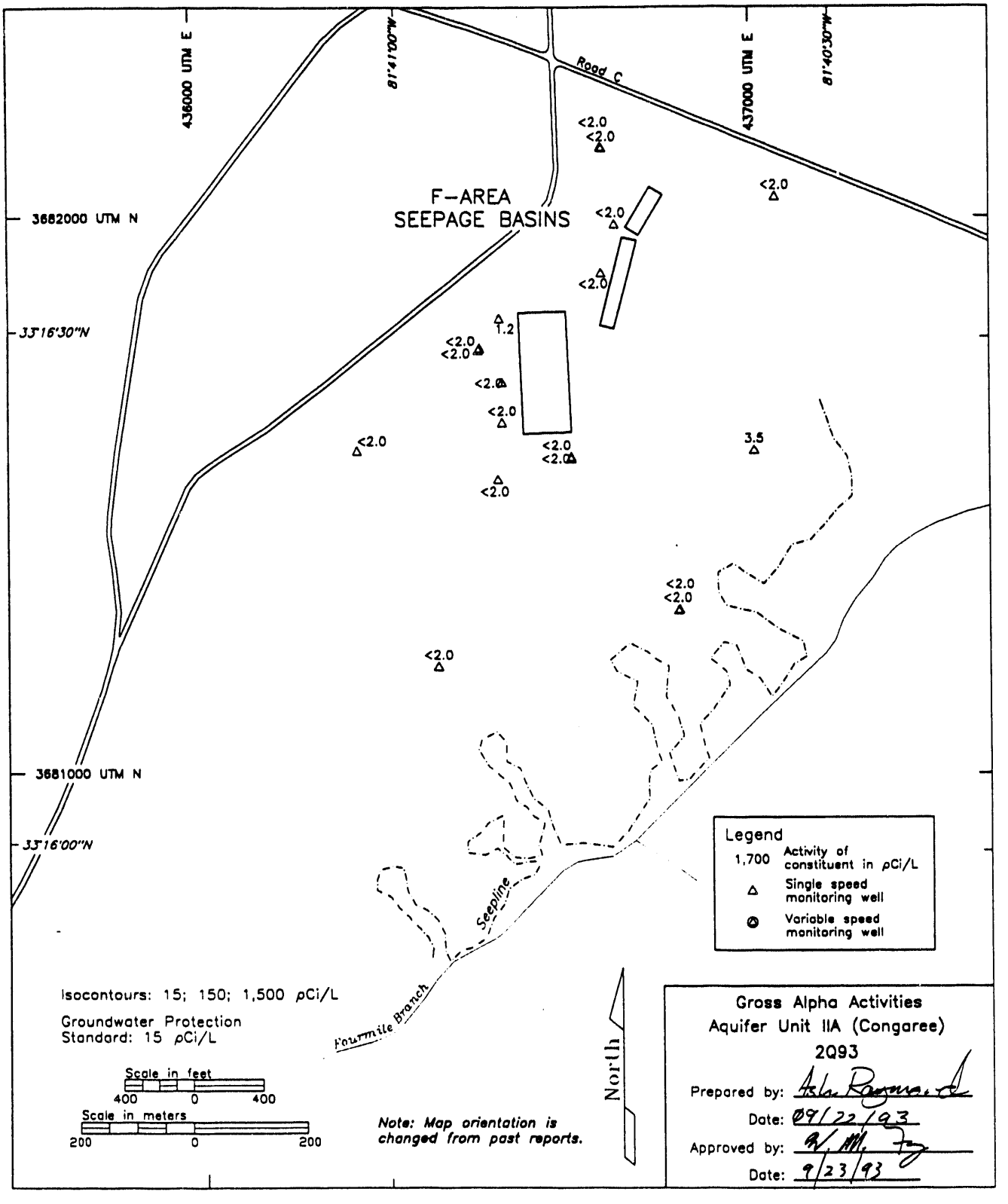

Figure 13. Gross Alpha Activities in Aquifer Unit IIA (Congaree) at the F-Area Seepage Basins, Second Quarter 1993

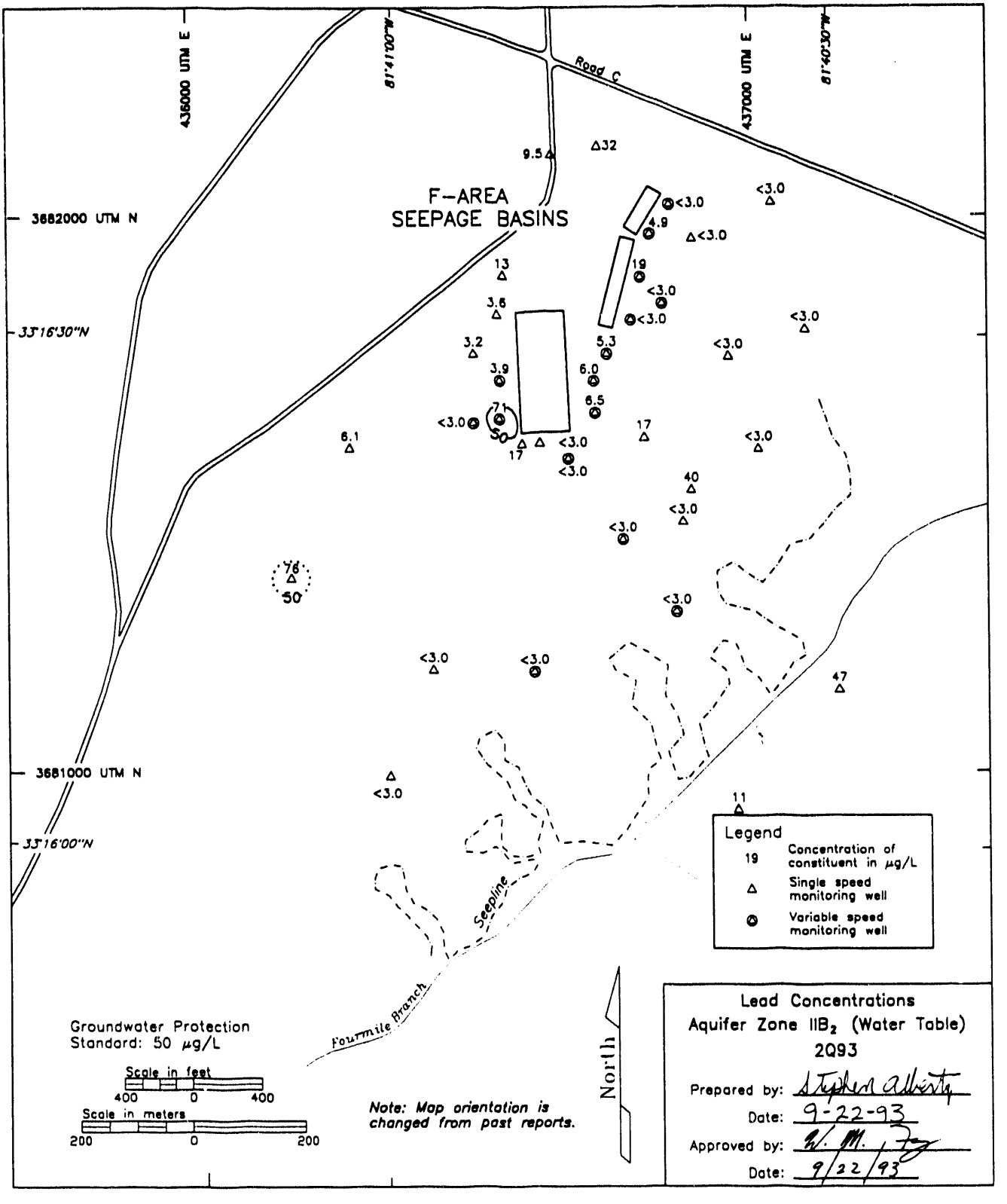

Figure 14. Lead Concentrations in Aquifer Zone IIB_2 (Water Table) at the F-Area Seepage Basins, Second Quarter 1993

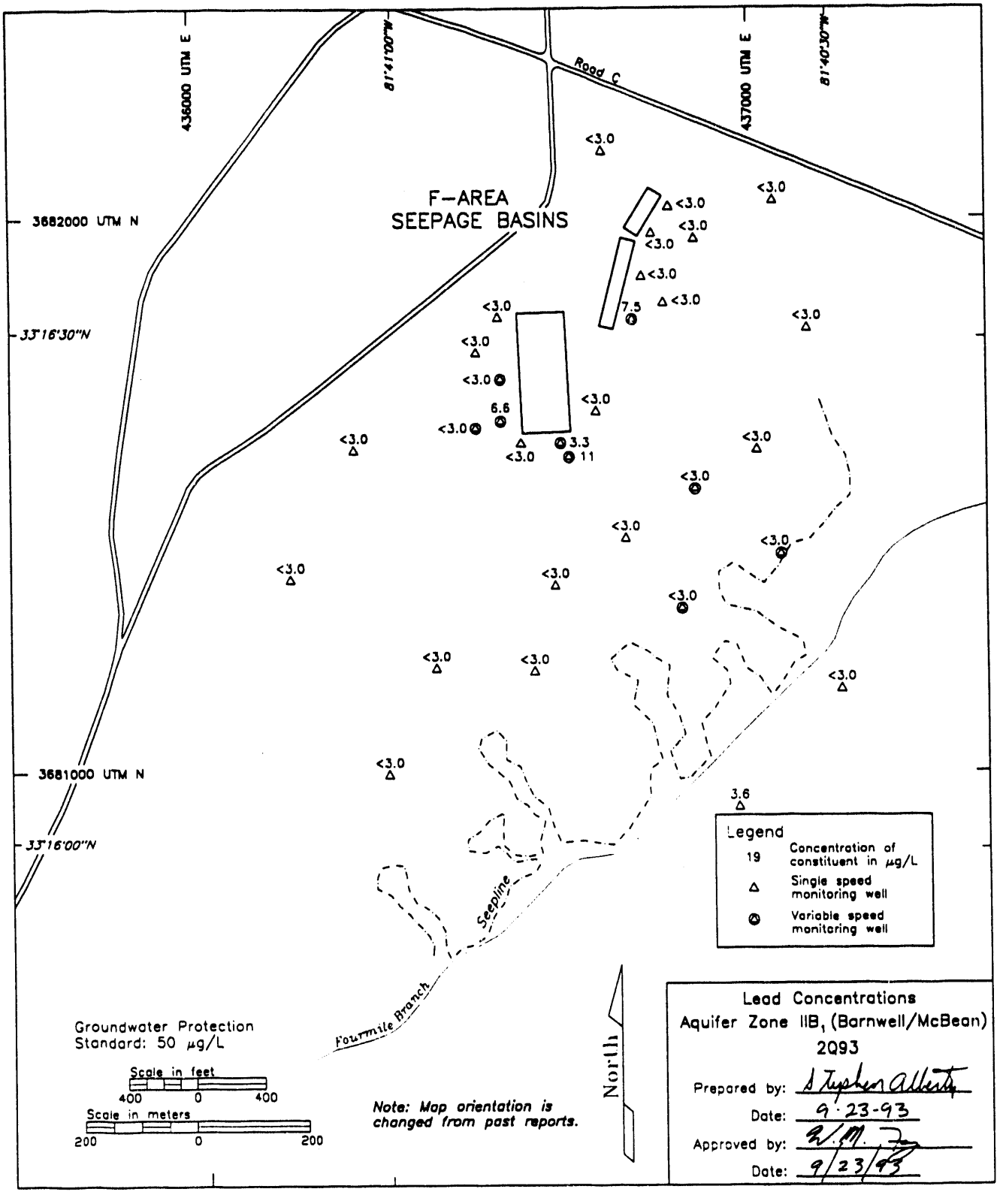

Figure 15. Lead Concentrations in Aquifer Zone IIB$_1$ (Barnwell/McBean) at the F-Area Seepage Basins, Second Quarter 1993

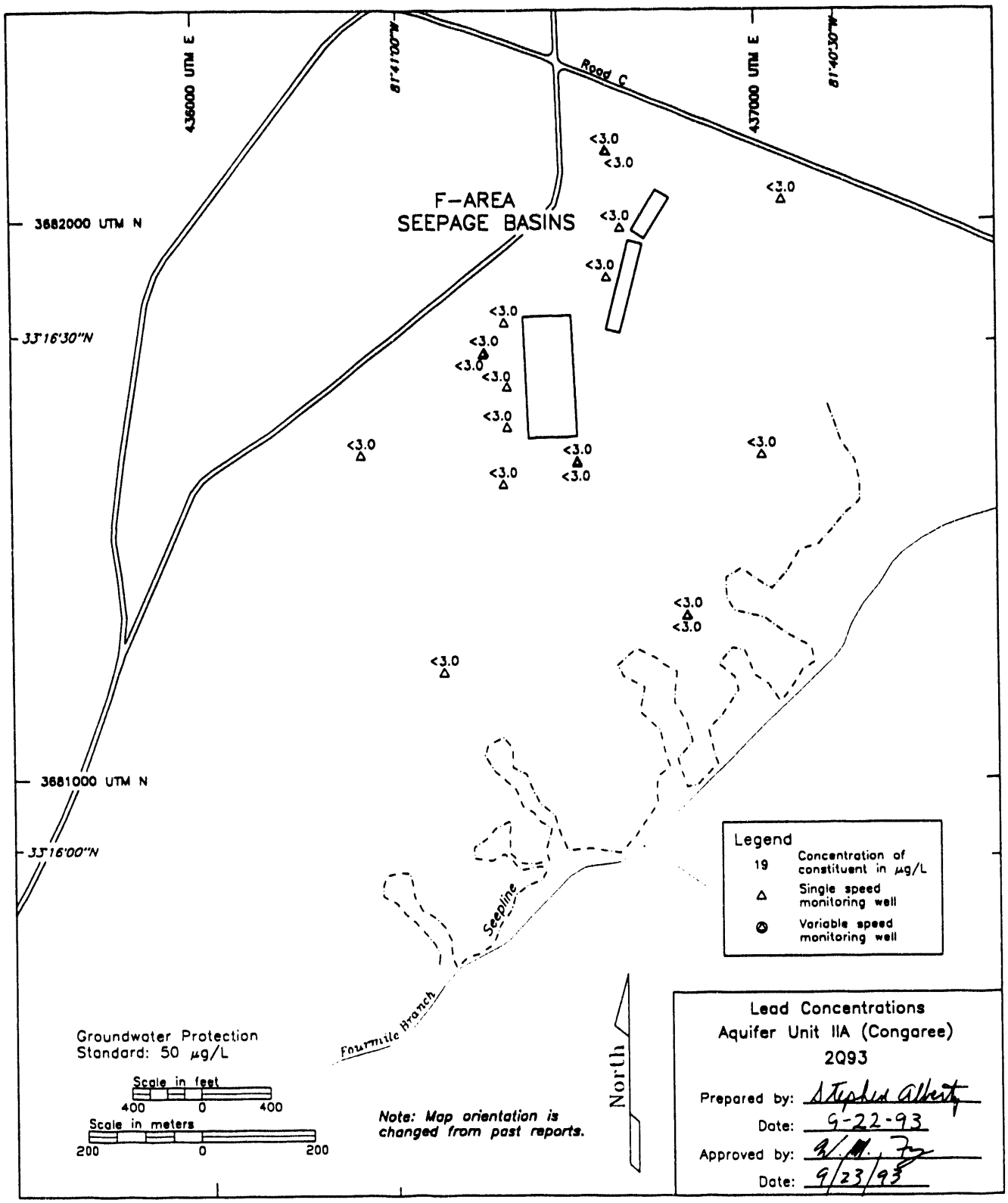

Figure 16. Lead Concentrations in Aquifer Zone IIA (Congaree) at the F-Area Seepage Basins, Second Quarter 1993

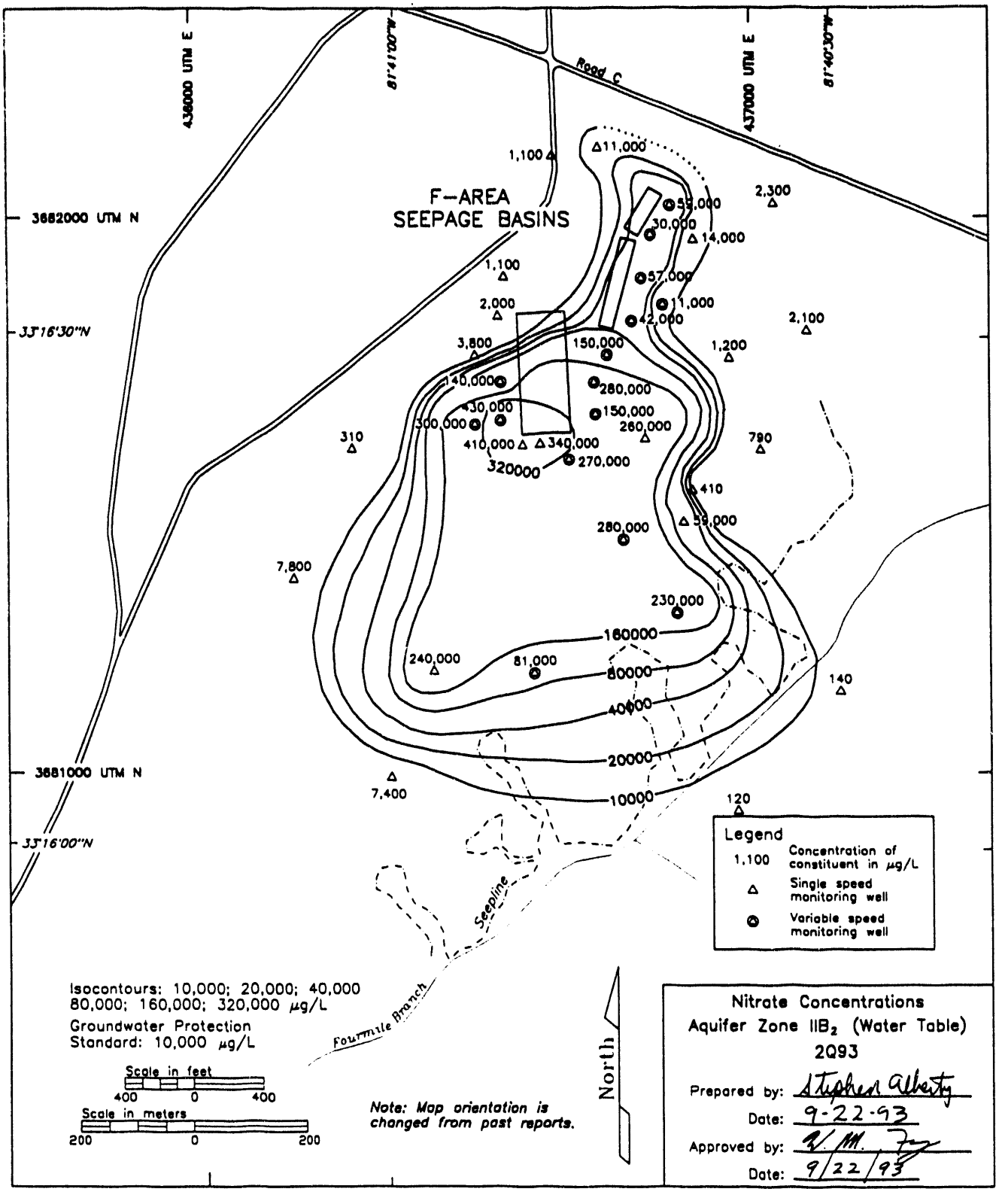

Figure 17. Nitrate Concentrations in Aquifer Zone IIB_2 (Water Table) at the F-Area Seepage Basins, Second Quarter 1993

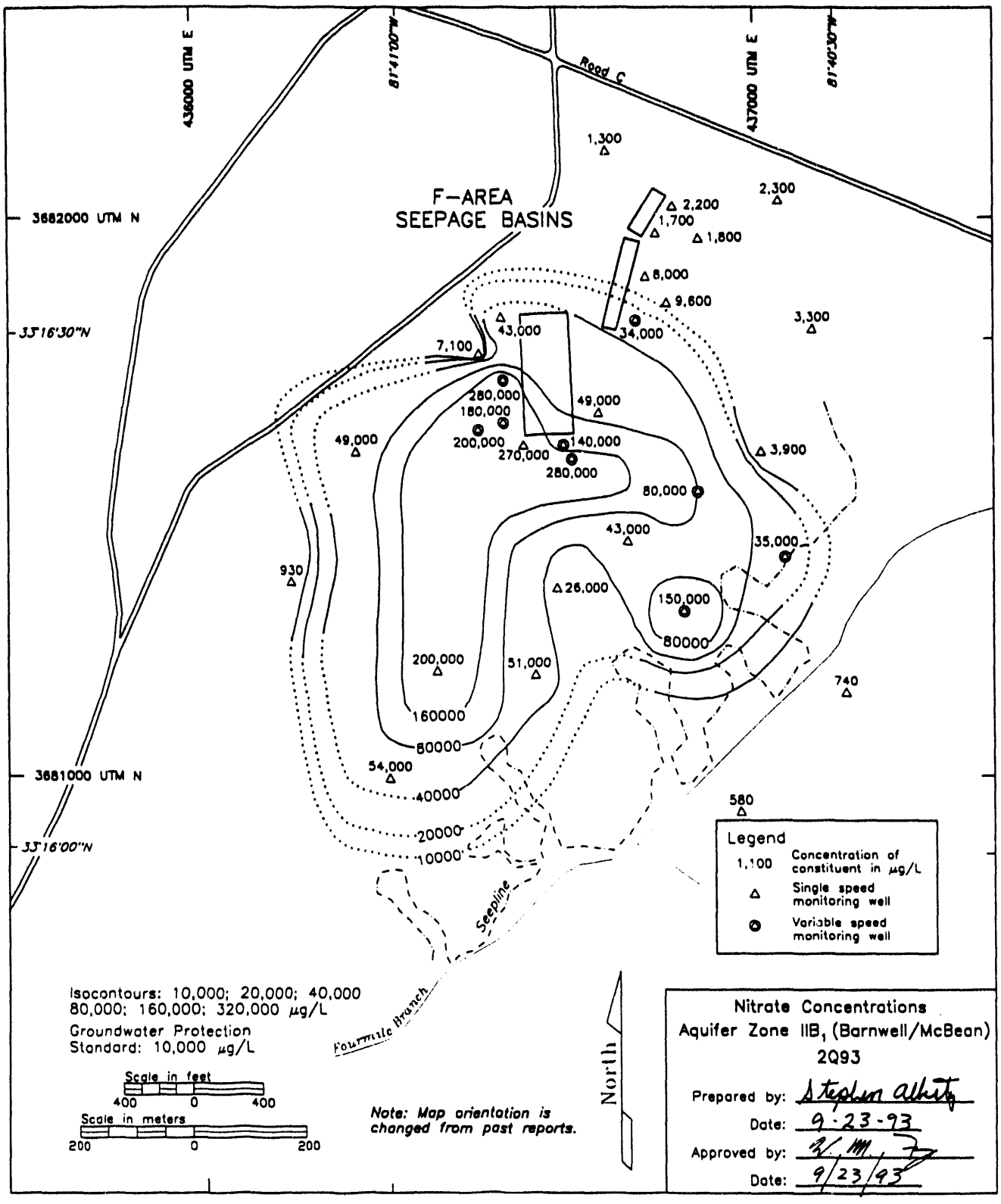

Figure 18. Nitrate Concentrations in Aquifer Zone IIB_1 (Barnwell/McBean) at the F-Area Seepage Basins, Second Quarter 1993

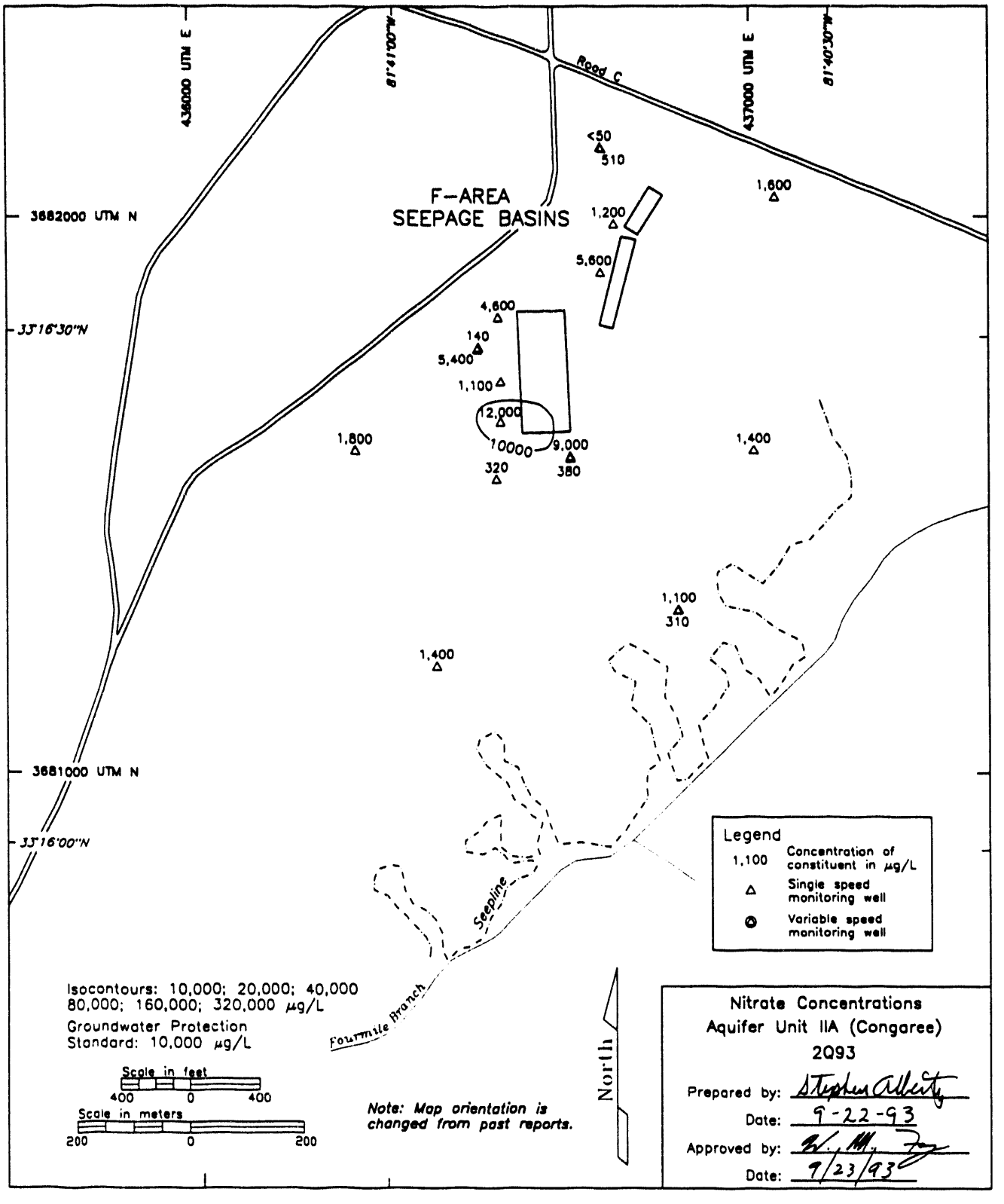

Figure 19. Nitrate Concentrations in Aquifer Unit IIA (Congaree) at the F-Area Seepage Basins, Second Quarter 1993

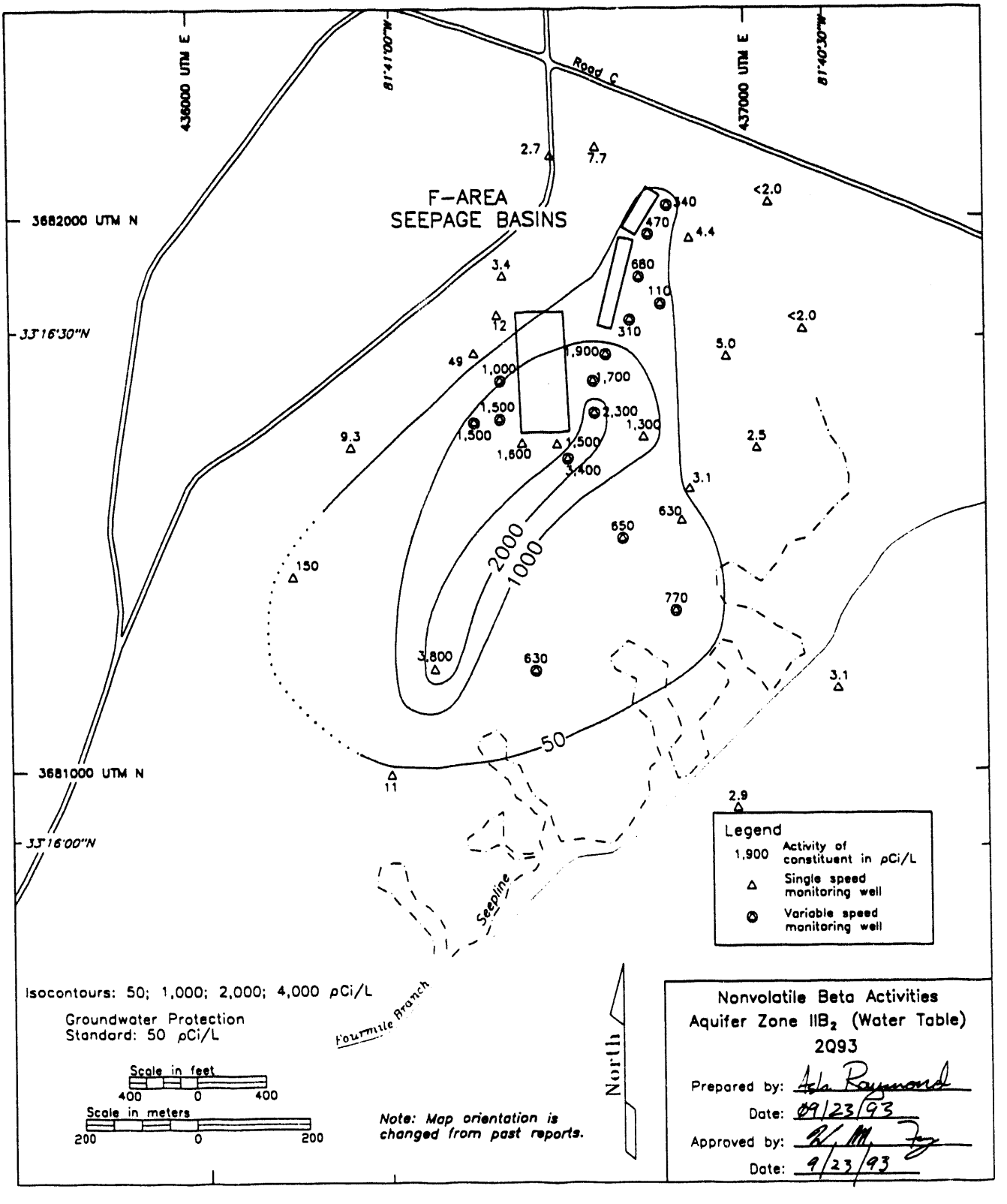

Figure 20. Nonvolatile Beta Activities in Aquifer Zone IIB_2 (Water Table) at the F-Area Seepage Basins, Second Quarter 1993

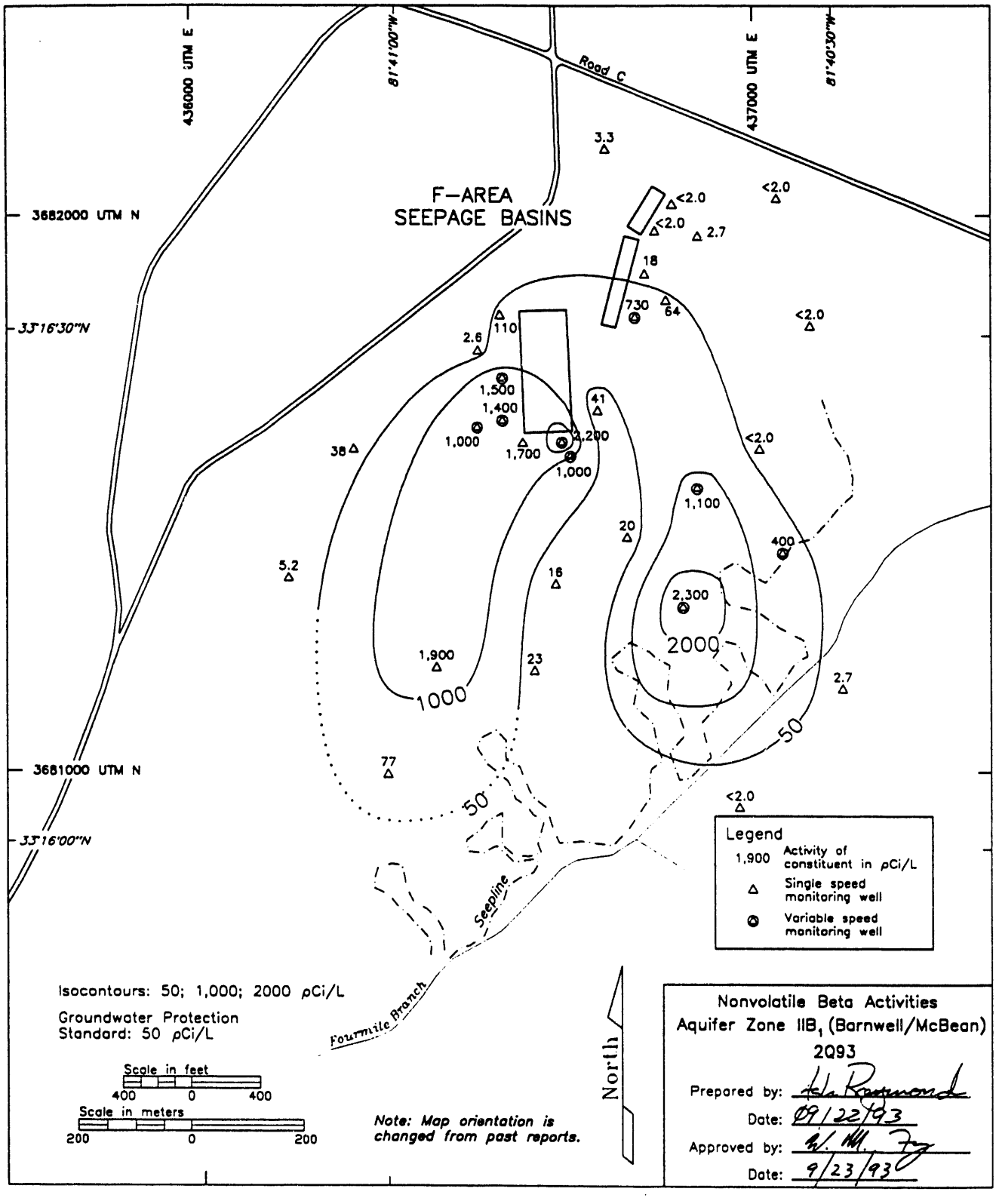

Figure 21. Nonvolatile Beta Activities in Aquifer Zone IIB_1 (Barnwell/McBean) at the F-Area Seepage Basins, Second Quarter 1993

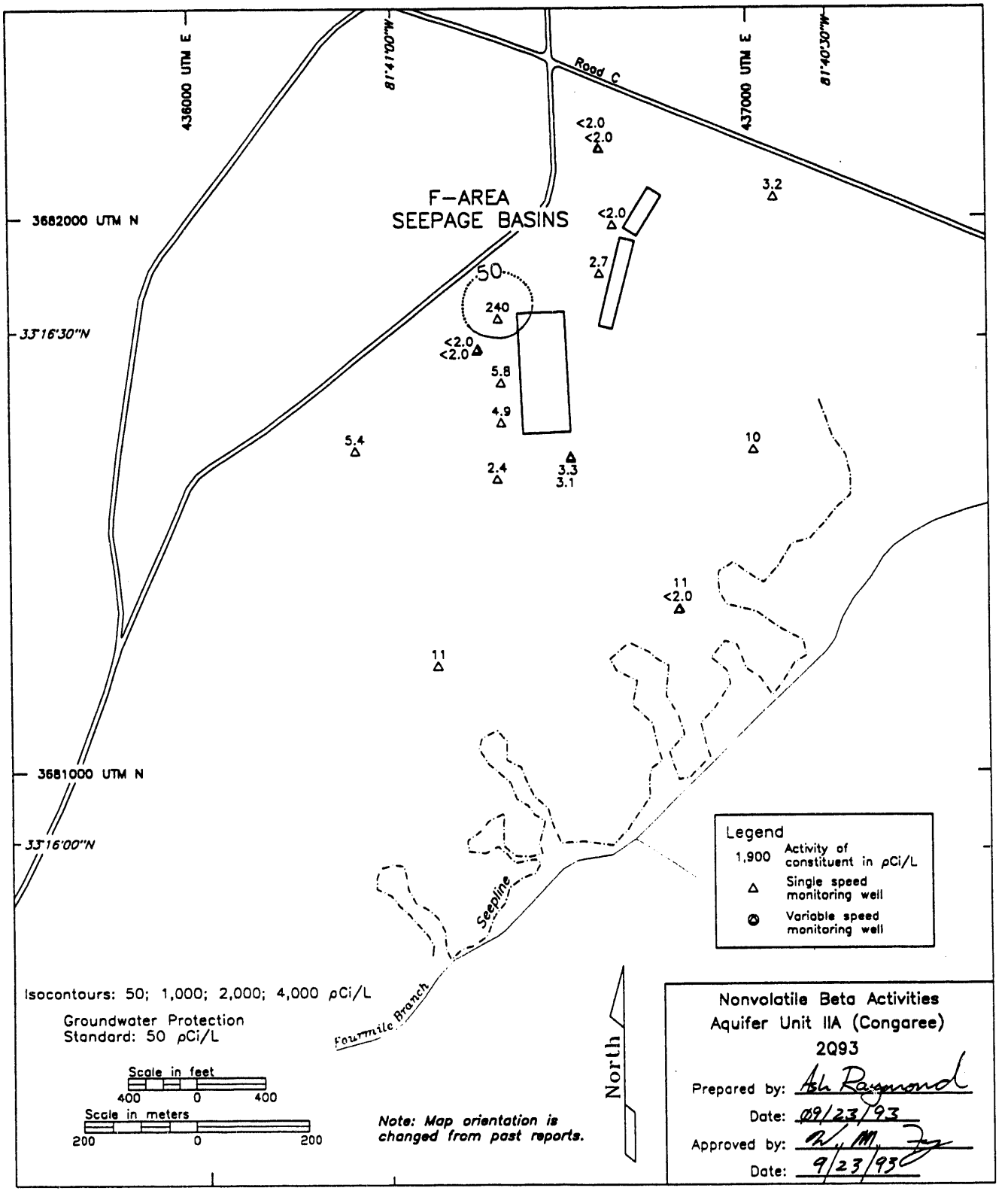

Figure 22. Nonvolatile Beta Activities in Aquifer Unit IIA (Congaree) at the F-Area Seepage Basins, Second Quarter 1993

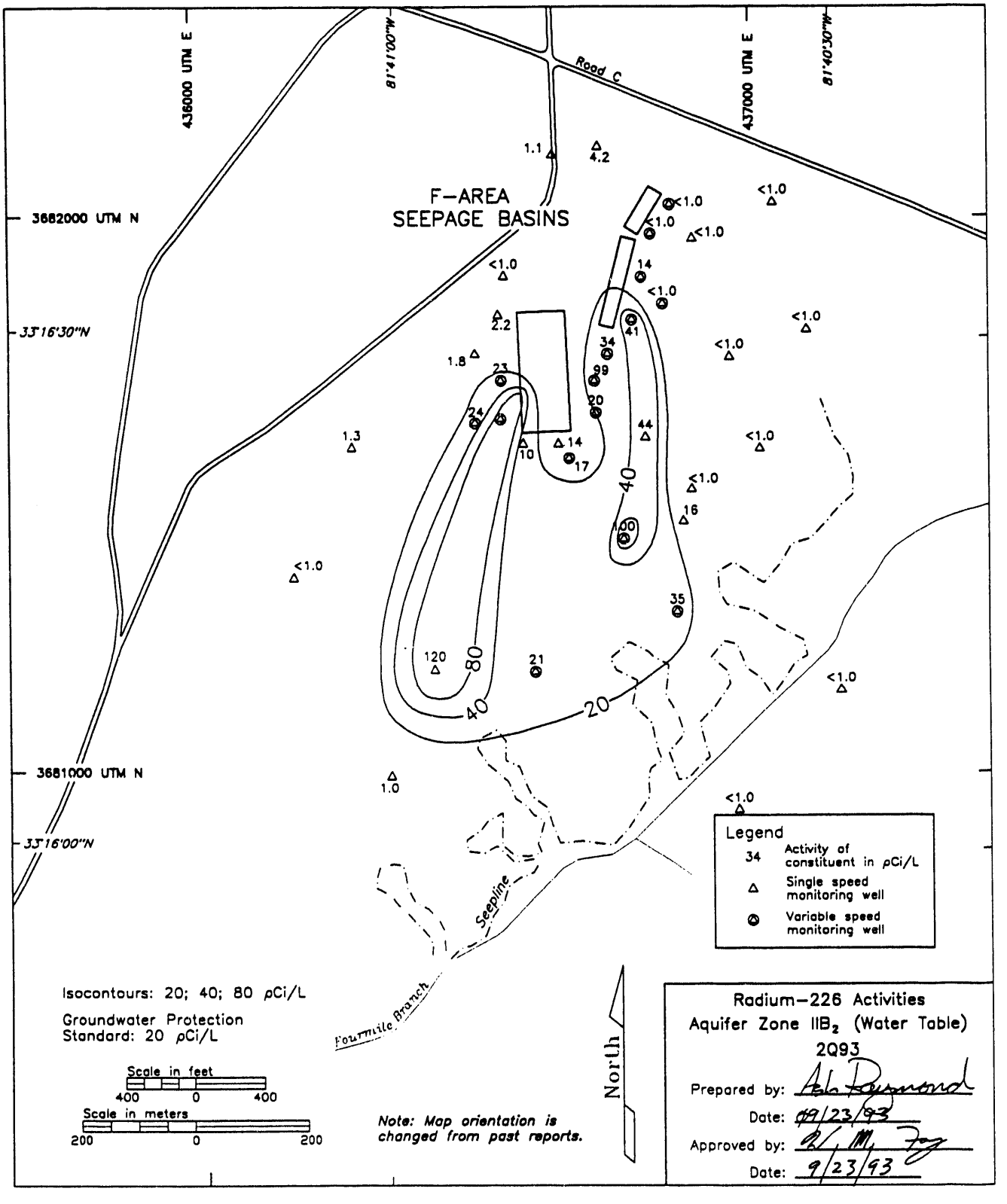

Figure 23. Radium-226 Activities in Aquifer Zone IIB_2 (Water Table) at the F-Area Seepage Basins, Second Quarter 1993

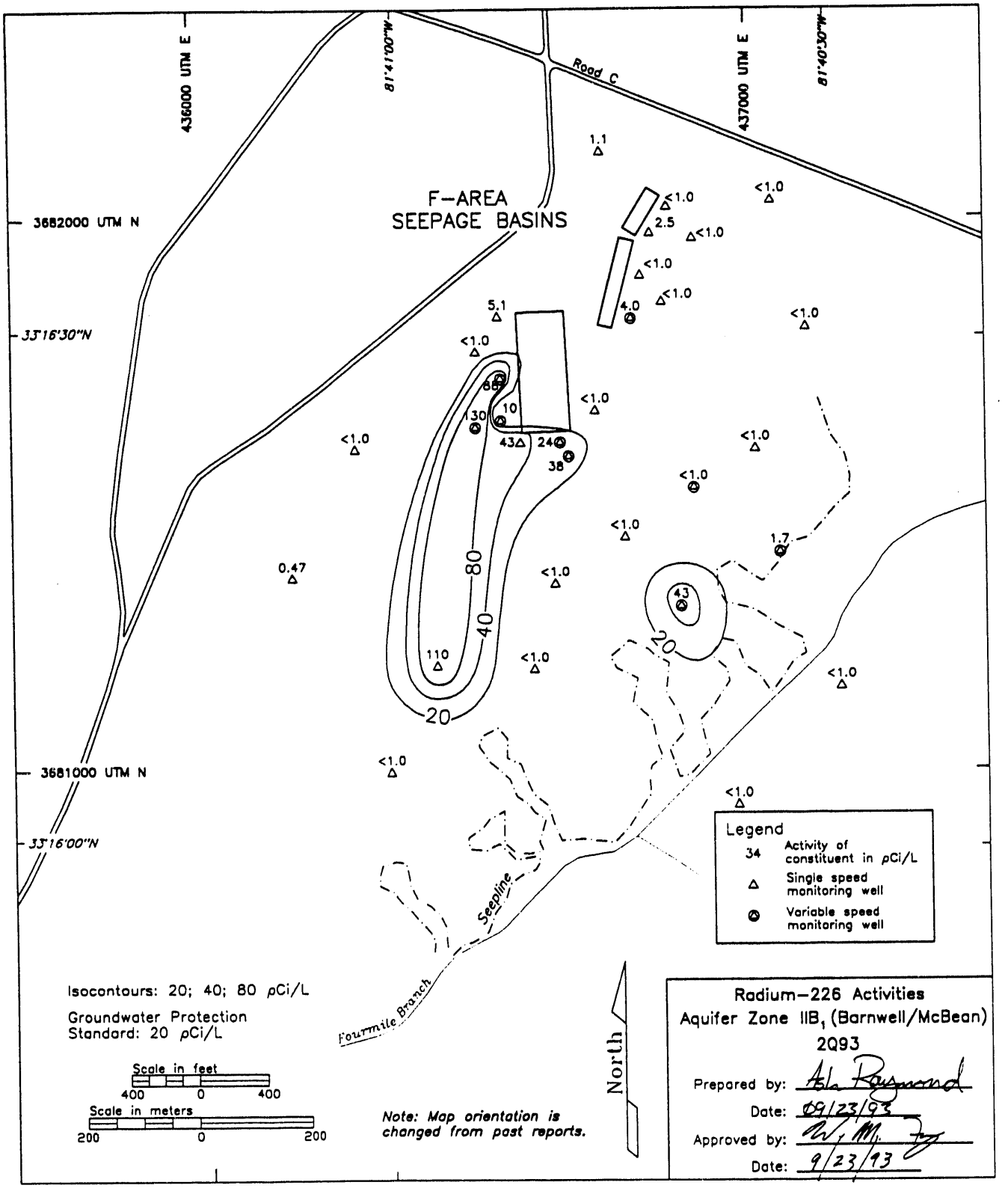

Figure 24. Radium-226 Activities in Aquifer Zone IIB$_1$ (Barnwell/McBean) at the F-Area Seepage Basins, Second Quarter 1993

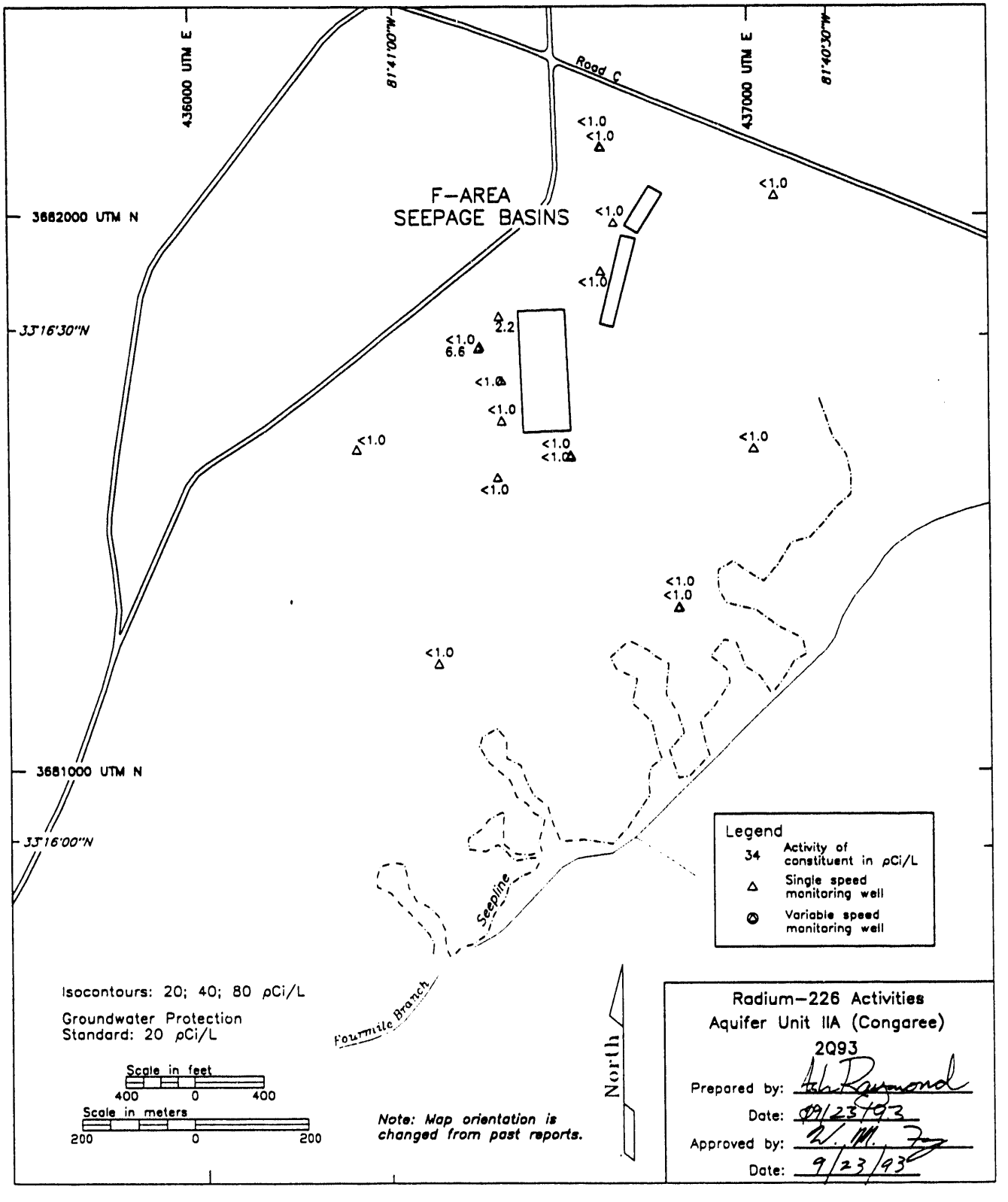

Figure 25. Radium-226 Activities in Aquifer Unit IIA (Congaree) at the F-Area Seepage Basins, Second Quarter 1993

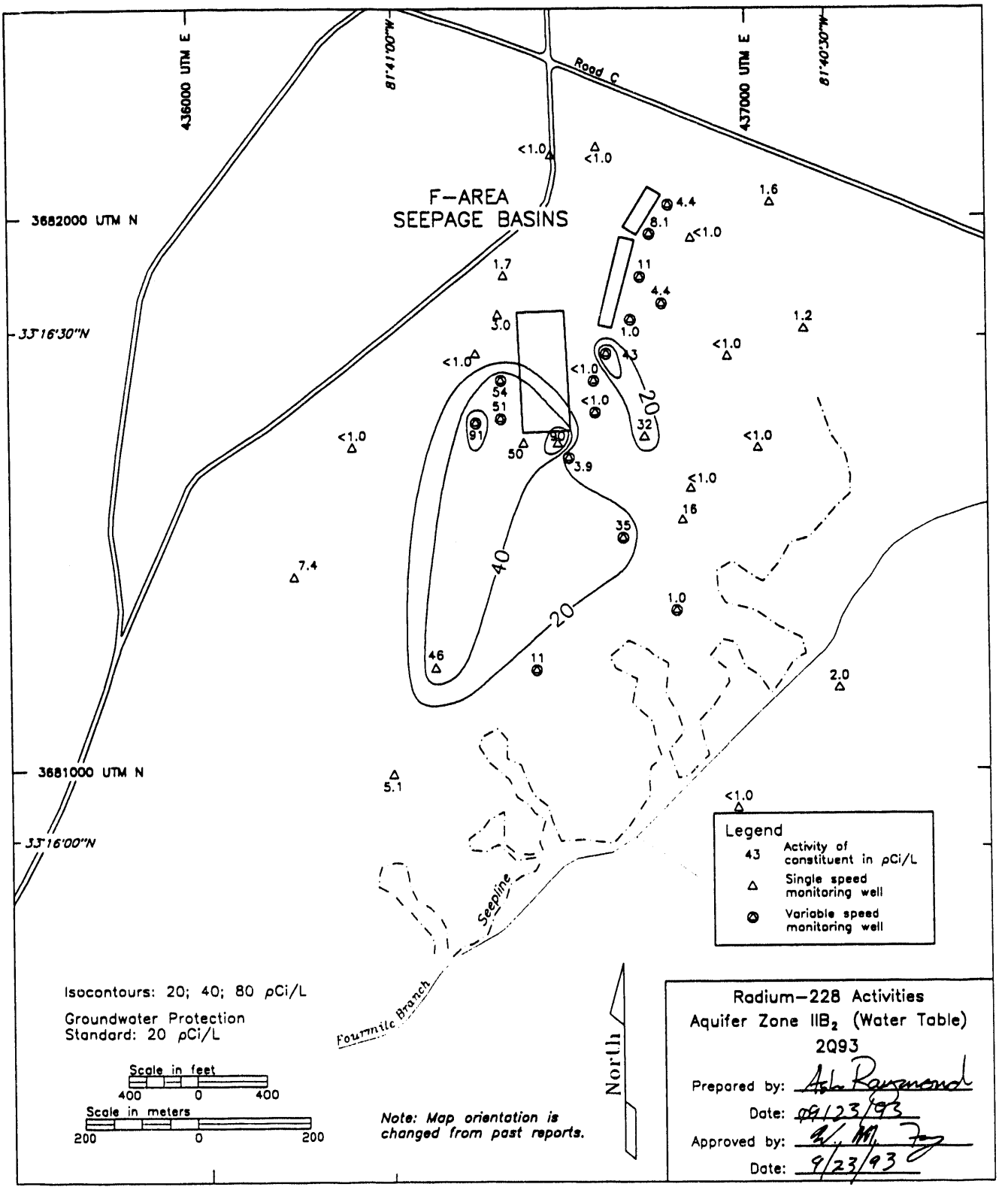

Figure 26. Radium-228 Activities in Aquifer Zone IIB_2 (Water Table) at the F-Area Seepage Basins, Second Quarter 1993

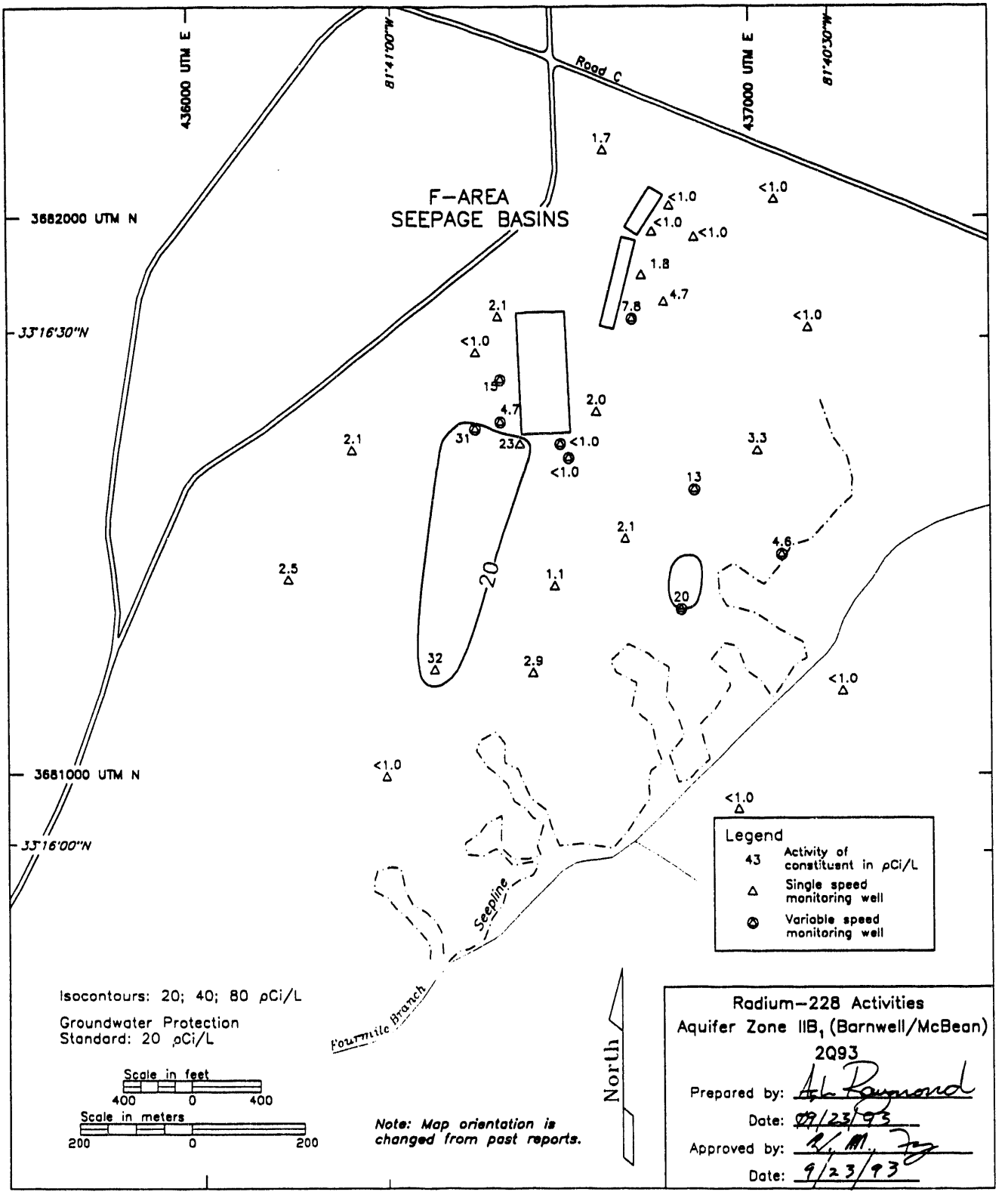

Figure 27. Radium-228 Activities in Aquifer Zone IIB_1 (Barnwell/McBean) at the F-Area Seepage Basins, Second Quarter 1993

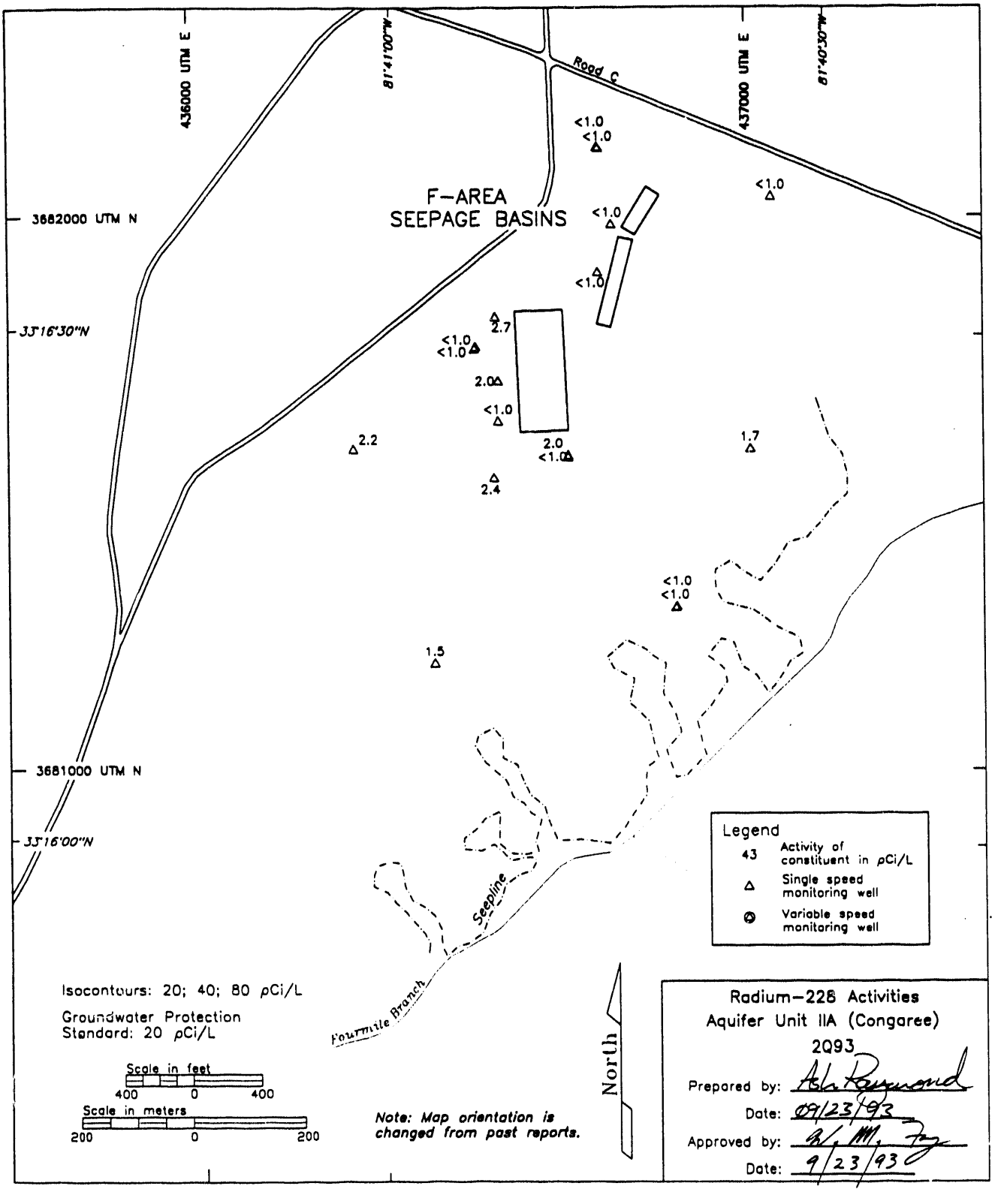

Figure 28. Radium-228 Activities in Aquifer Unit IIA (Congaree) at the F-Area Seepage Basins, Second Quarter 1993

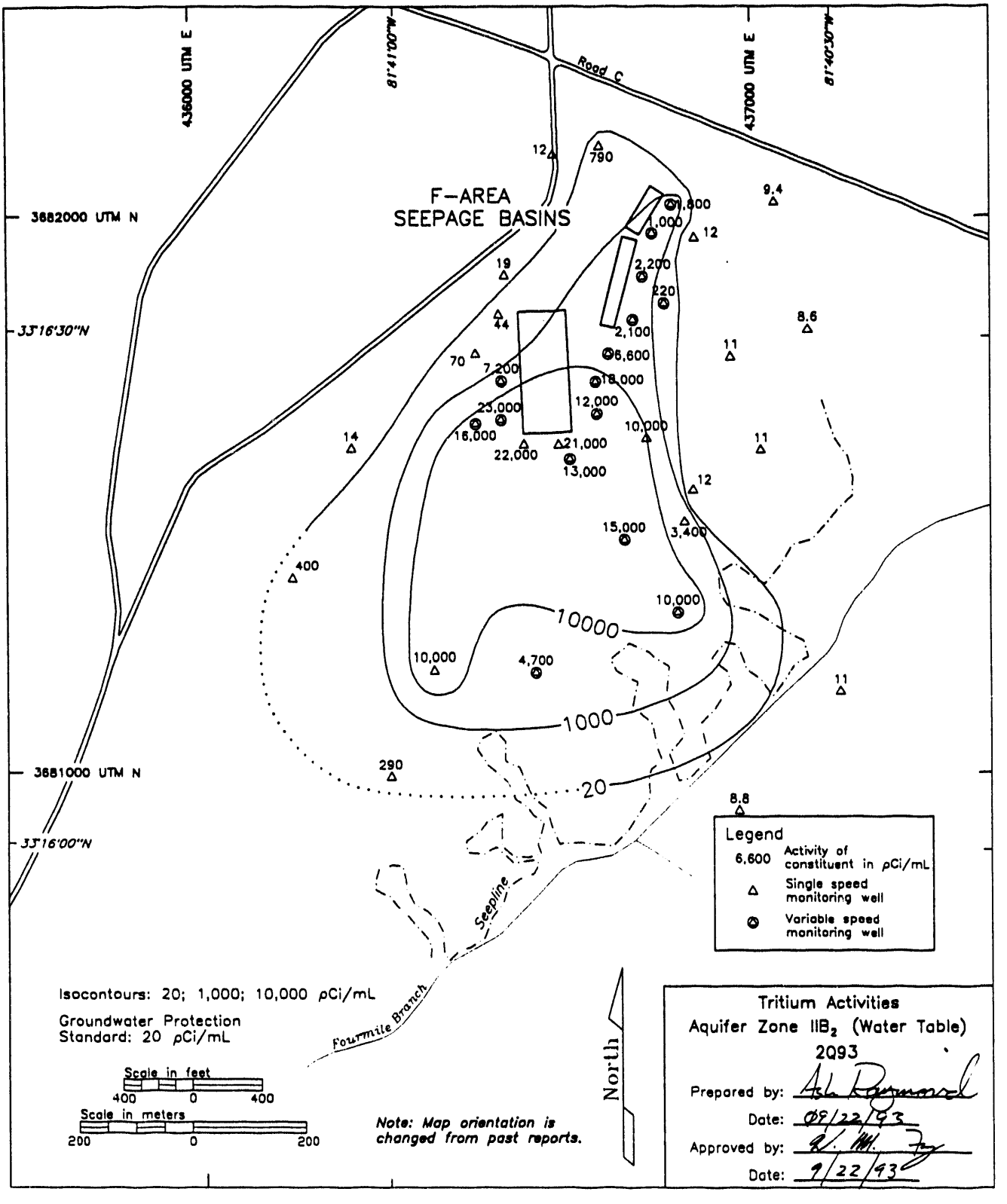

Figure 29. Tritium Activities in Aquifer Zone IIB_2 (Water Table) at the F-Area Seepage Basins, Second Quarter 1993

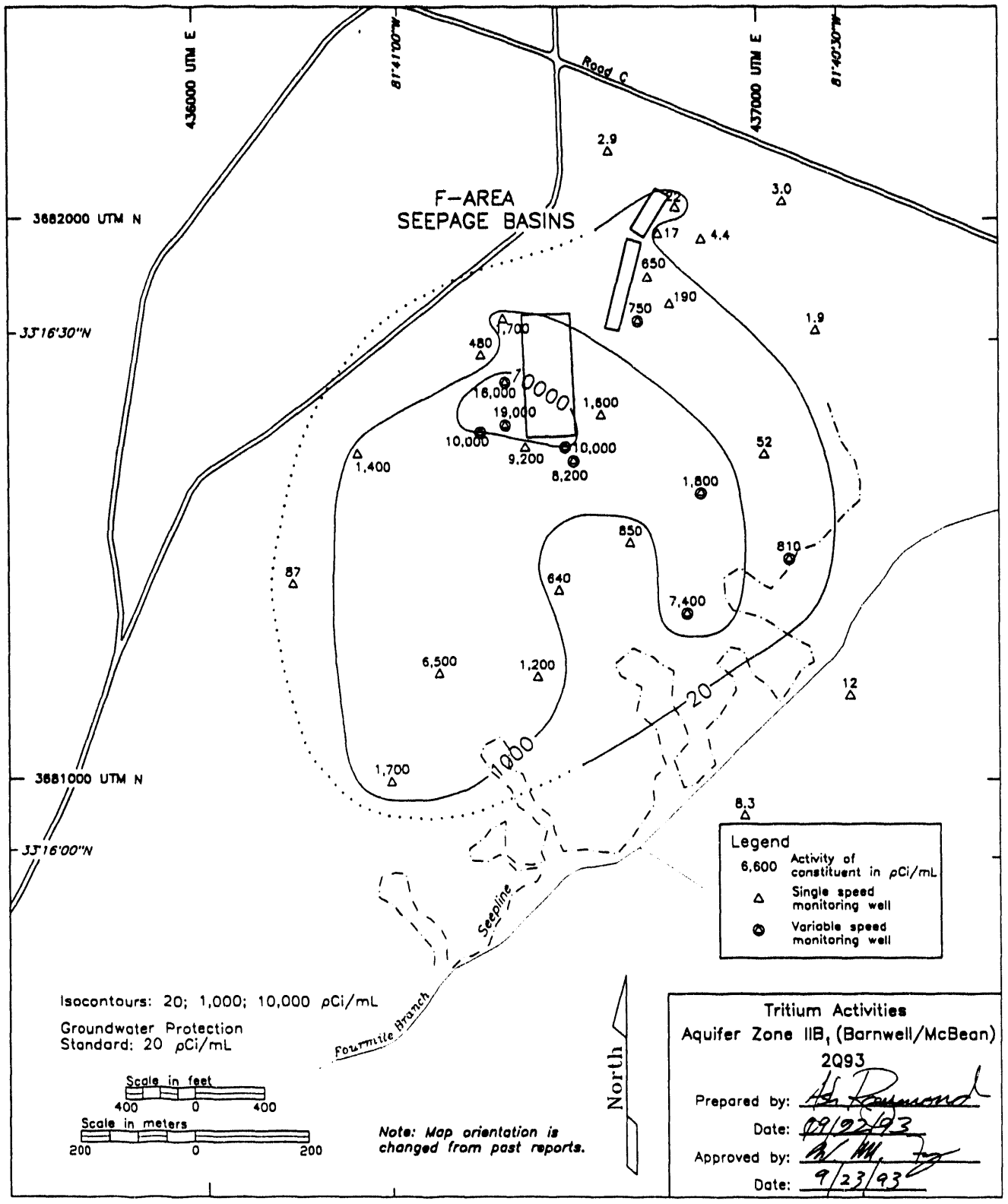

Figure 30. Tritium Activities in Aquifer Zone IIB_1 (Barnwell/McBean) at the F-Area Seepage Basins, Second Quarter 1993

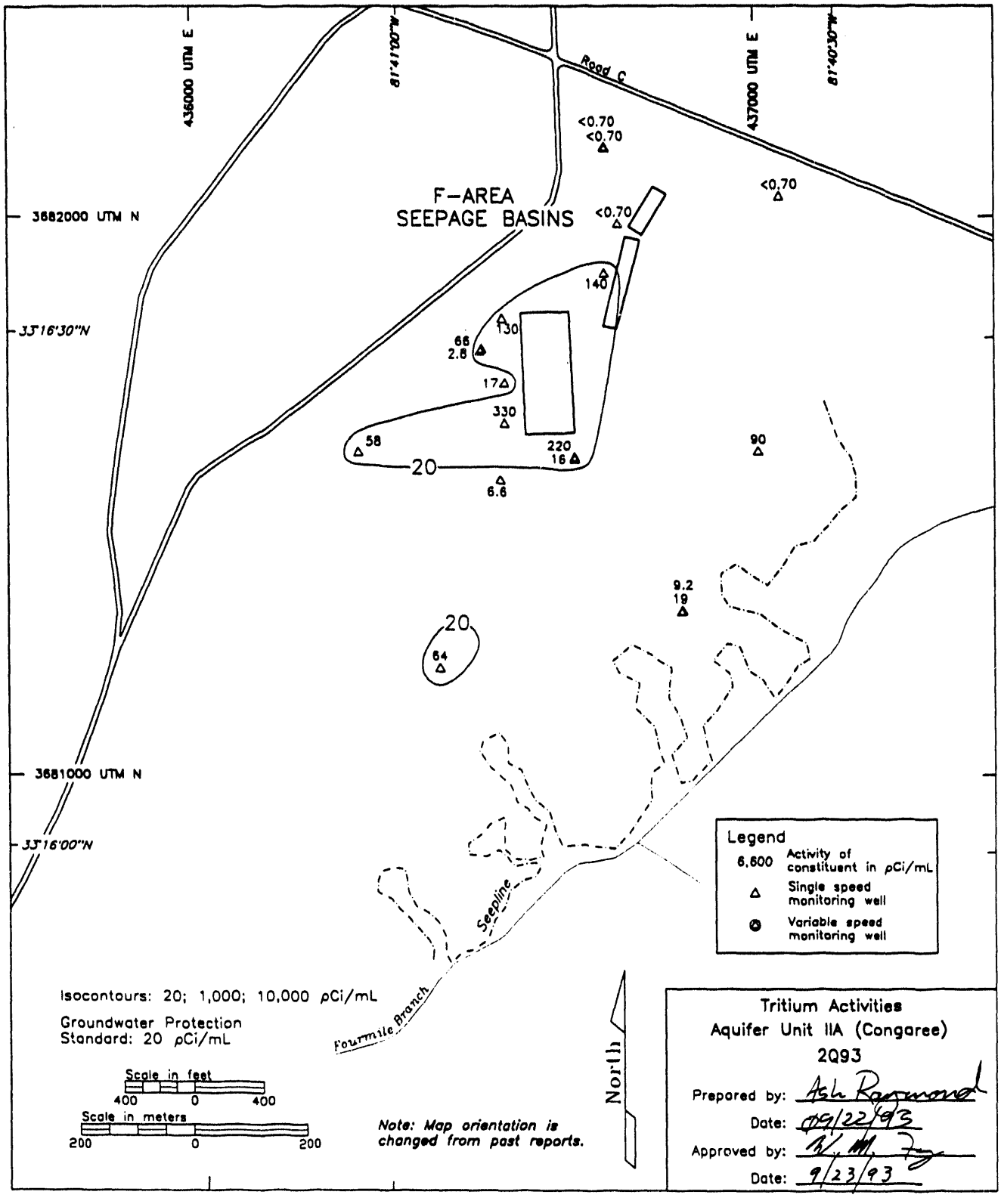

Figure 31. Tritium Activities in Aquifer Unit IIA (Congaree) at the F-Area Seepage Basins, Second Quarter 1993

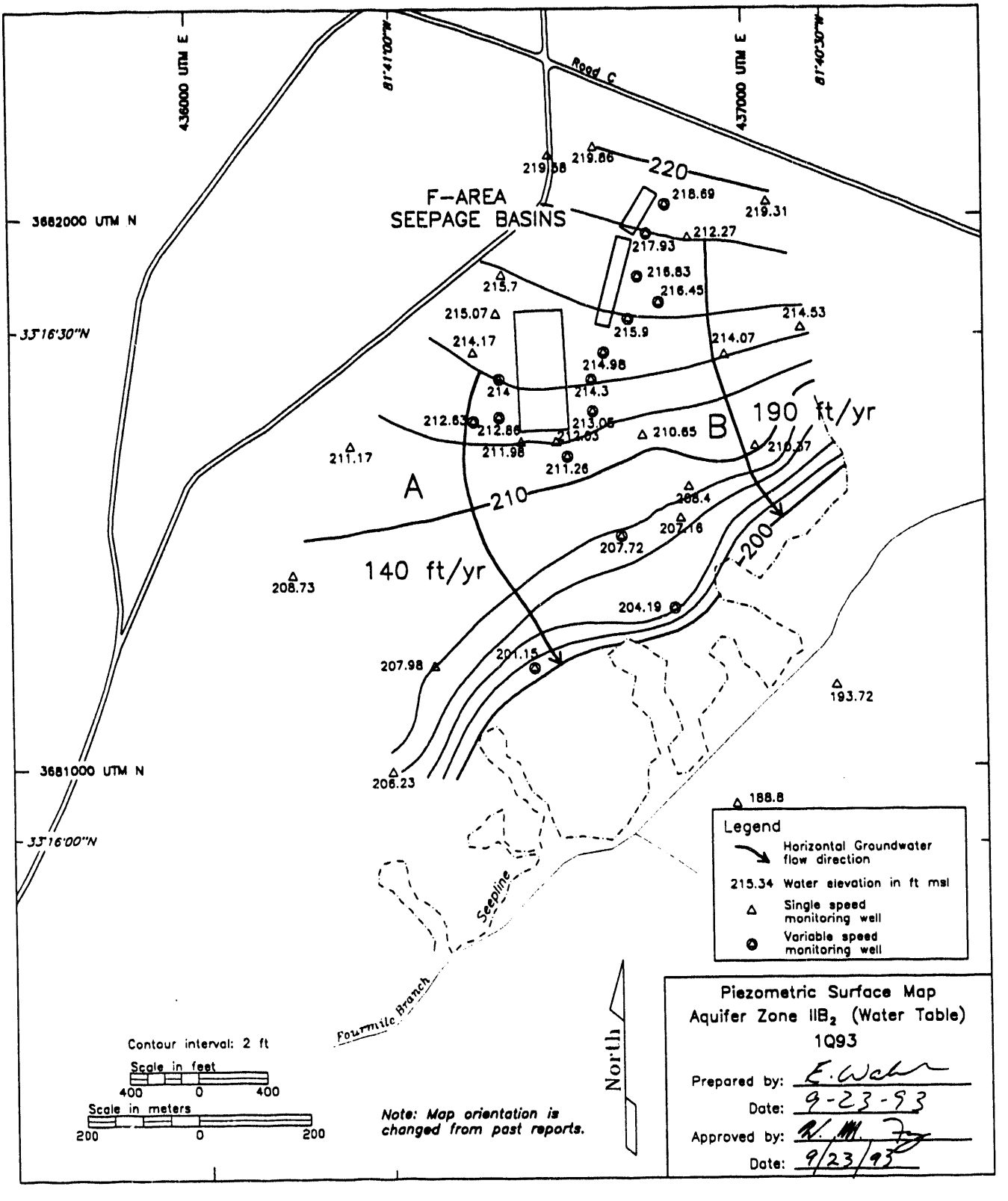

Figure 32. Piezometric Surface Map of Aquifer Zone IIB_2 (Water Table) at the F-Area Seepage Basins, First Quarter 1993

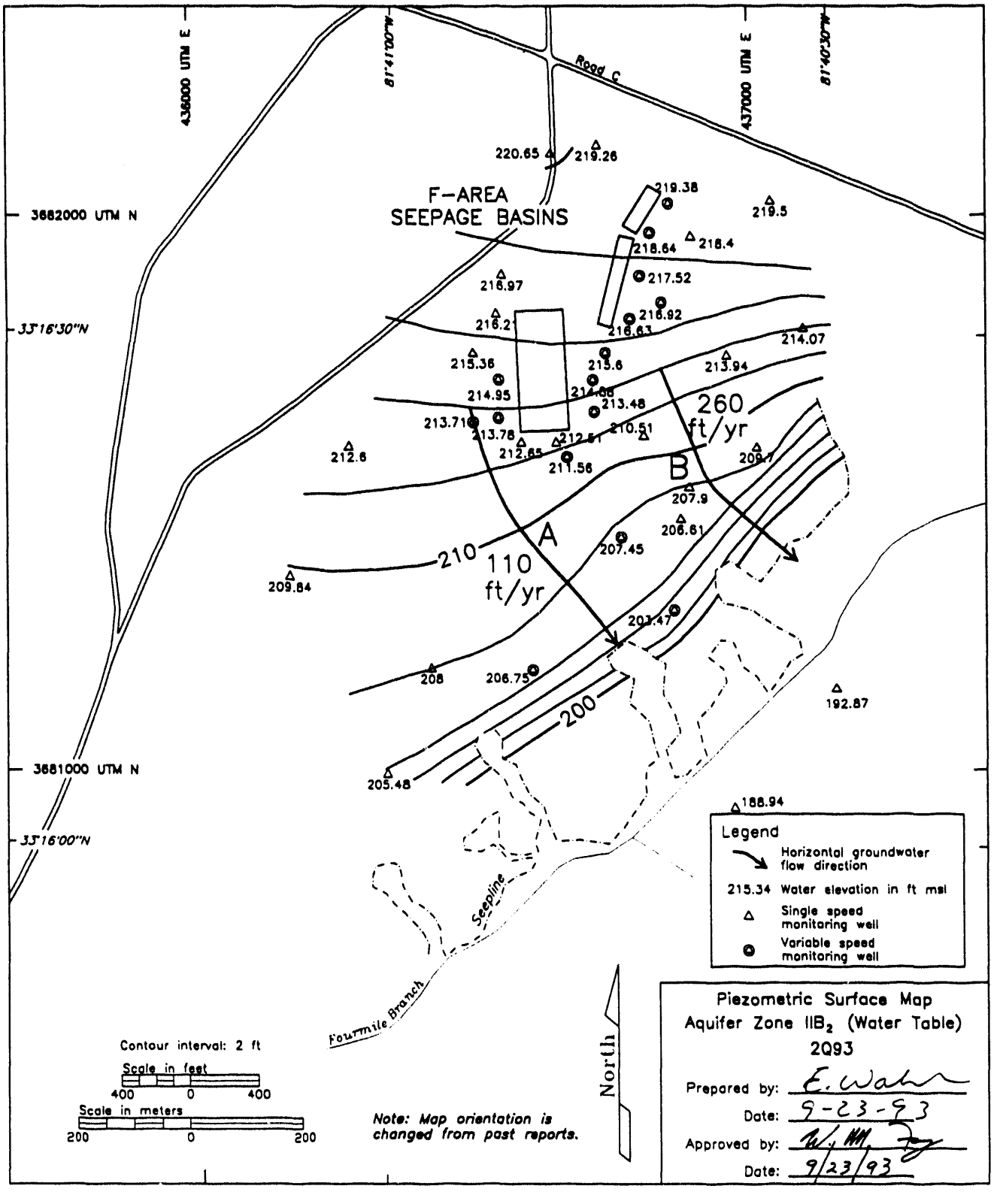

Figure 33. Piezometric Surface Map of Aquifer Zone IIB_2 (Water Table) at the F-Area Seepage Basins, Second Quarter 1993

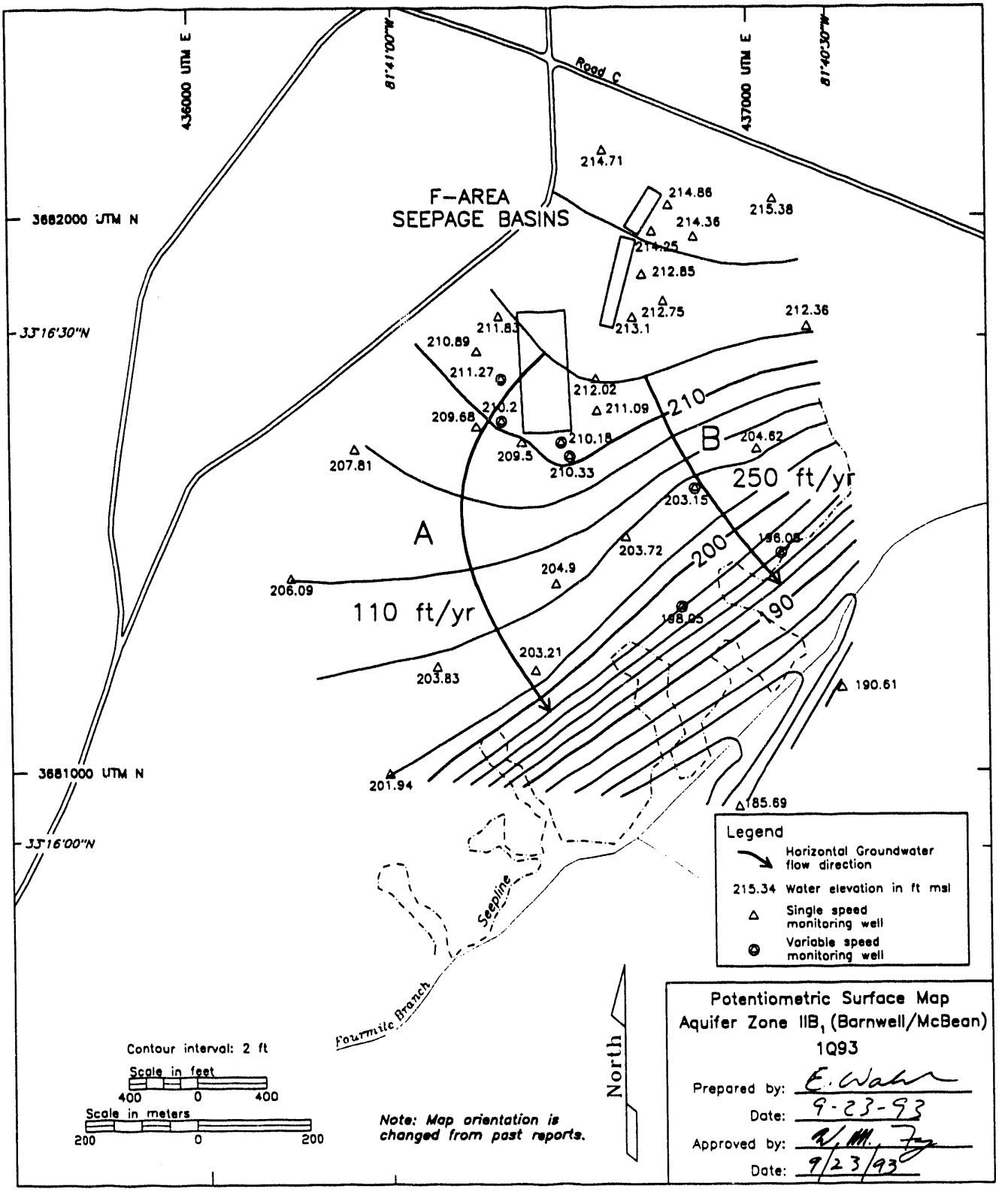

Figure 34. Potentiometric Surface Map of Aquifer Zone IIB$_1$ (Barnwell/McBean) at the F-Area Seepage Basins, First Quarter 1993

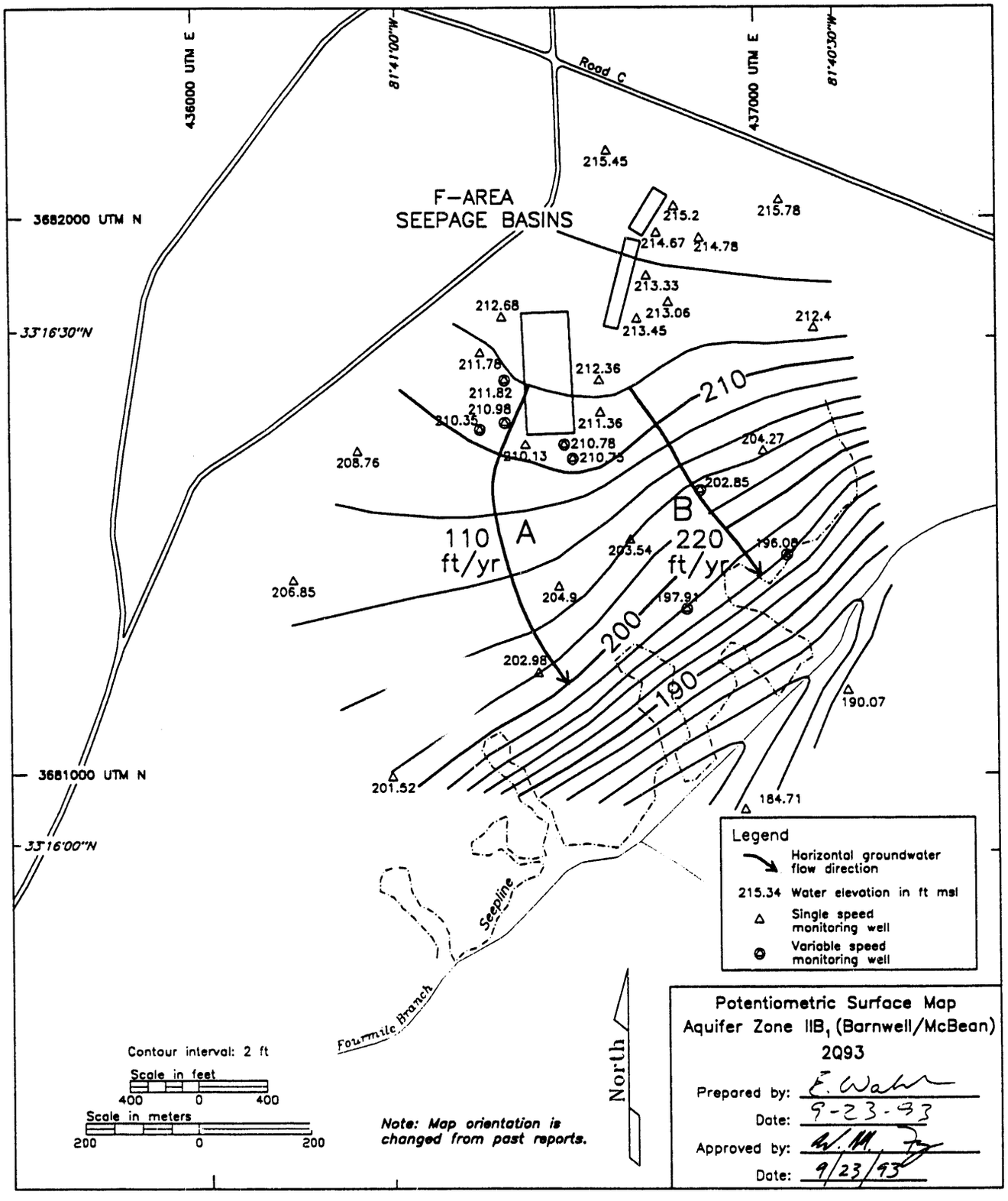

Figure 35. Potentiometric Surface Map of Aquifer Zone IIB_1 (Barnwell/McBean) at the F-Area Seepage Basins, Second Quarter 1993

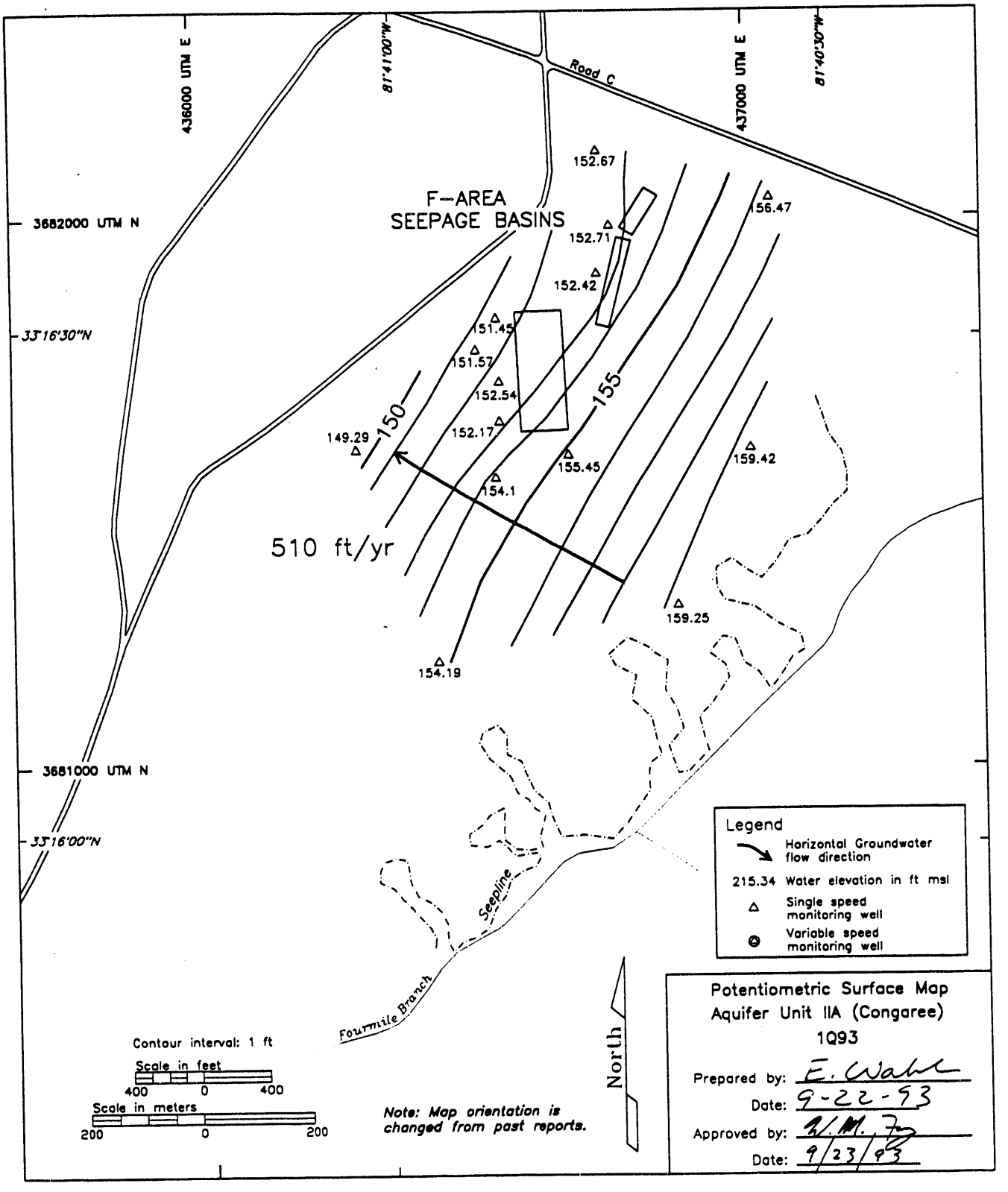

Figure 36. Potentiometric Surface Map of Aquifer Unit IIA (Congaree) at the F-Area Seepage Basins, First Quarter 1993

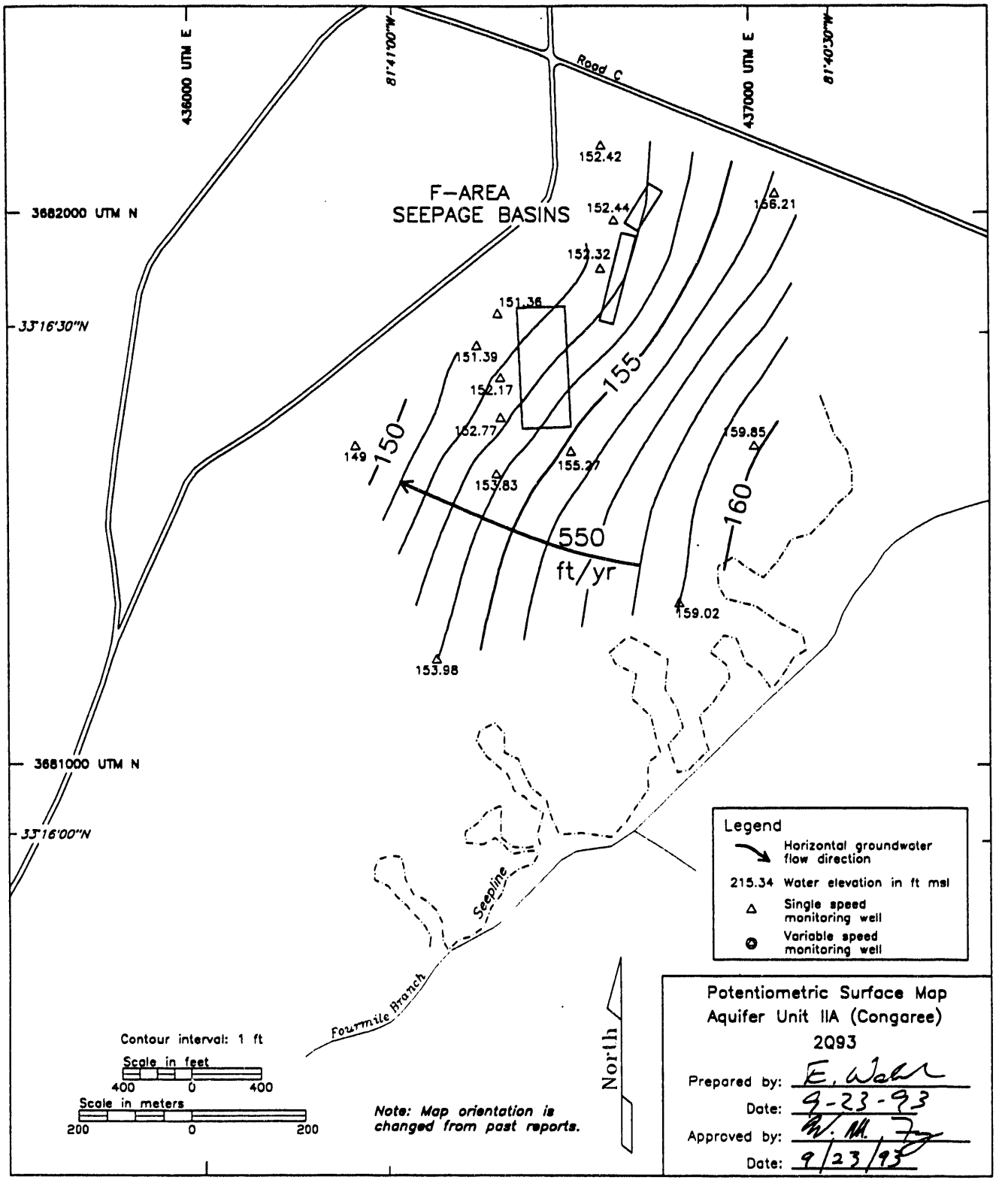

Figure 37. Potentiometric Surface Map of Aquifer Unit IIA (Congaree) at the F-Area Seepage Basins, Second Quarter 1993

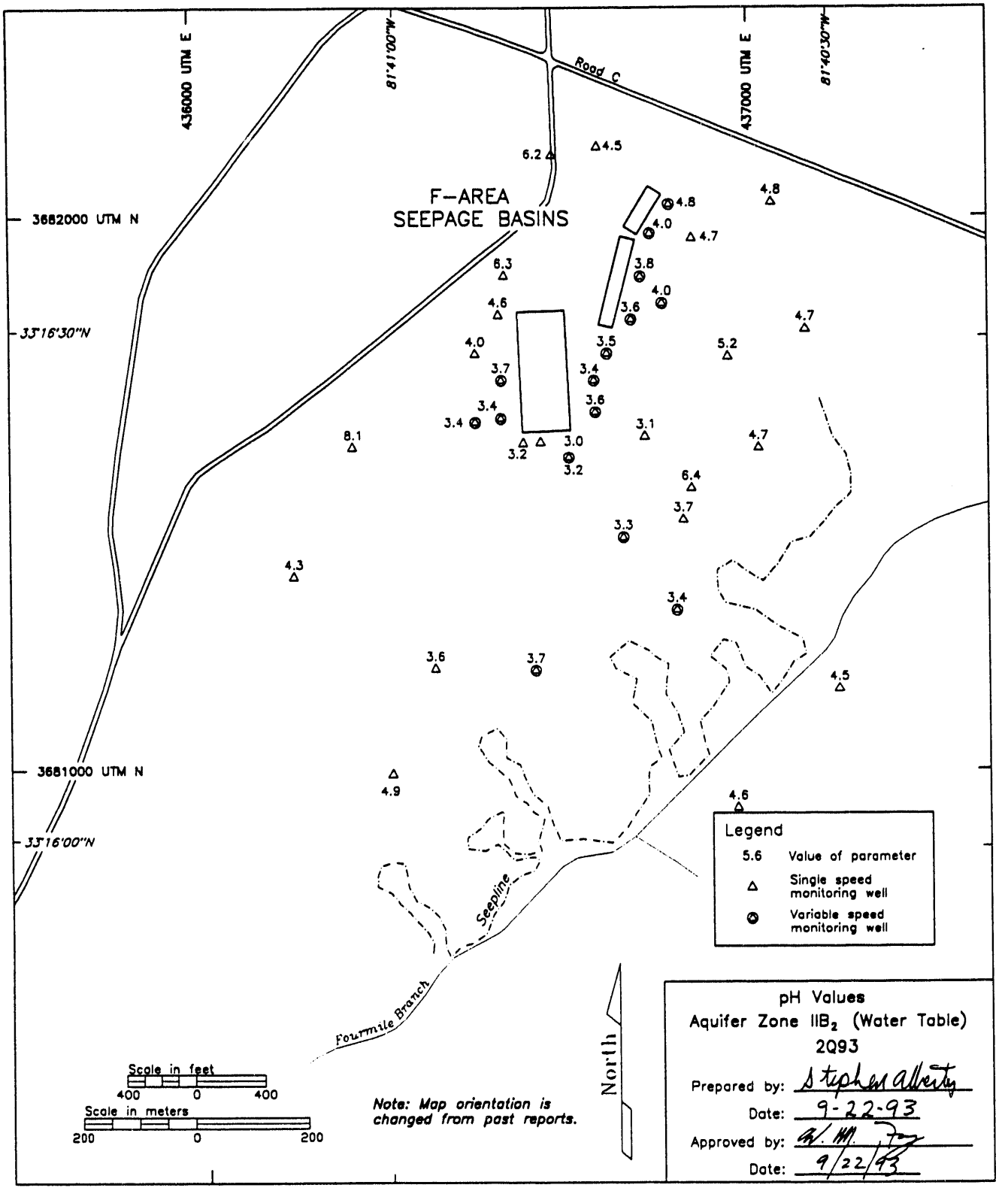

Figure 38. pH Levels in Aquifer Zone IIB_2 (Water Table) at the F-Area Seepage Basins, Second Quarter 1993

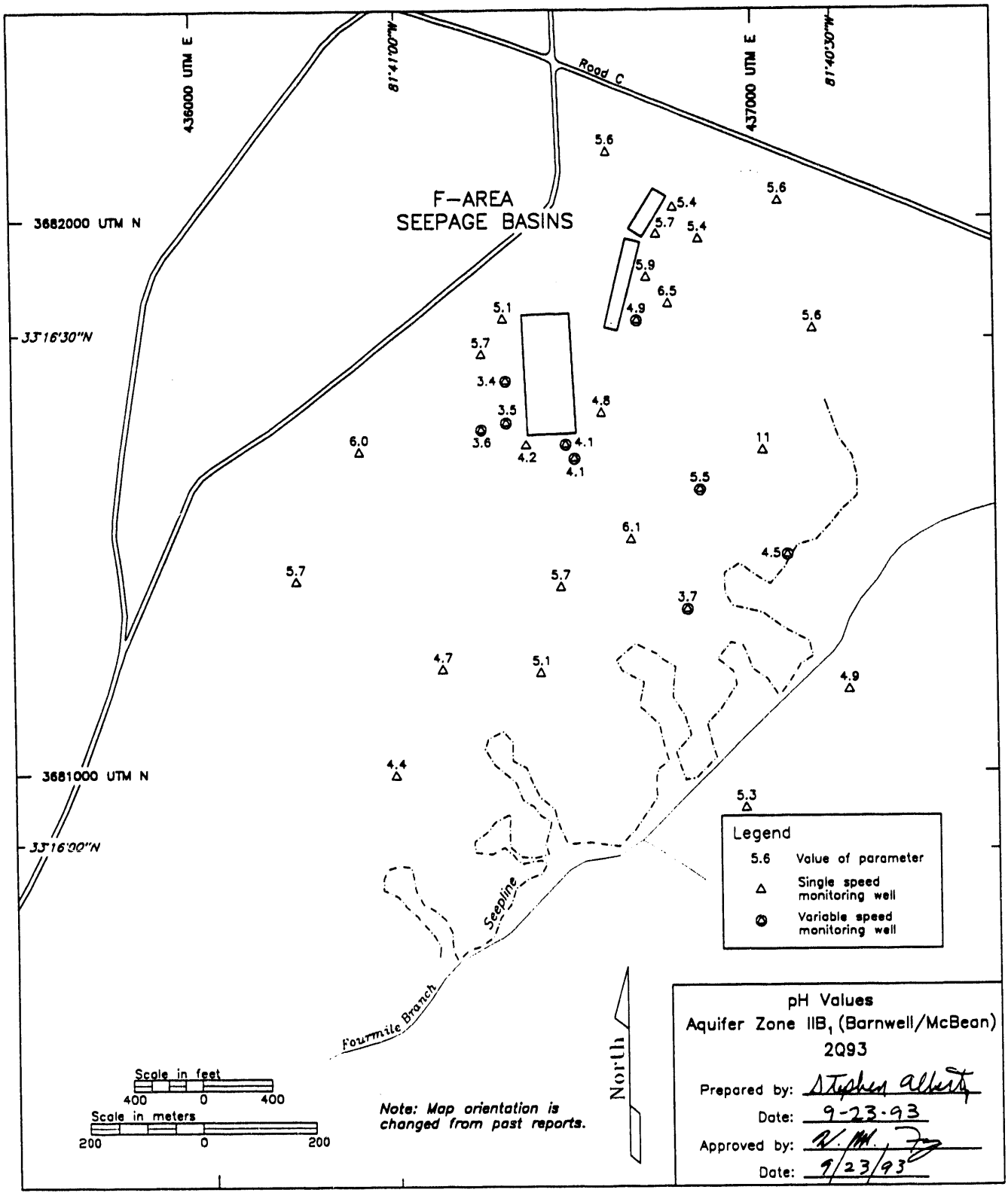

Figure 39. pH Levels in Aquifer Zone IIB_1 (Barnwell/McBean) at the F-Area Seepage Basins, Second Quarter 1993

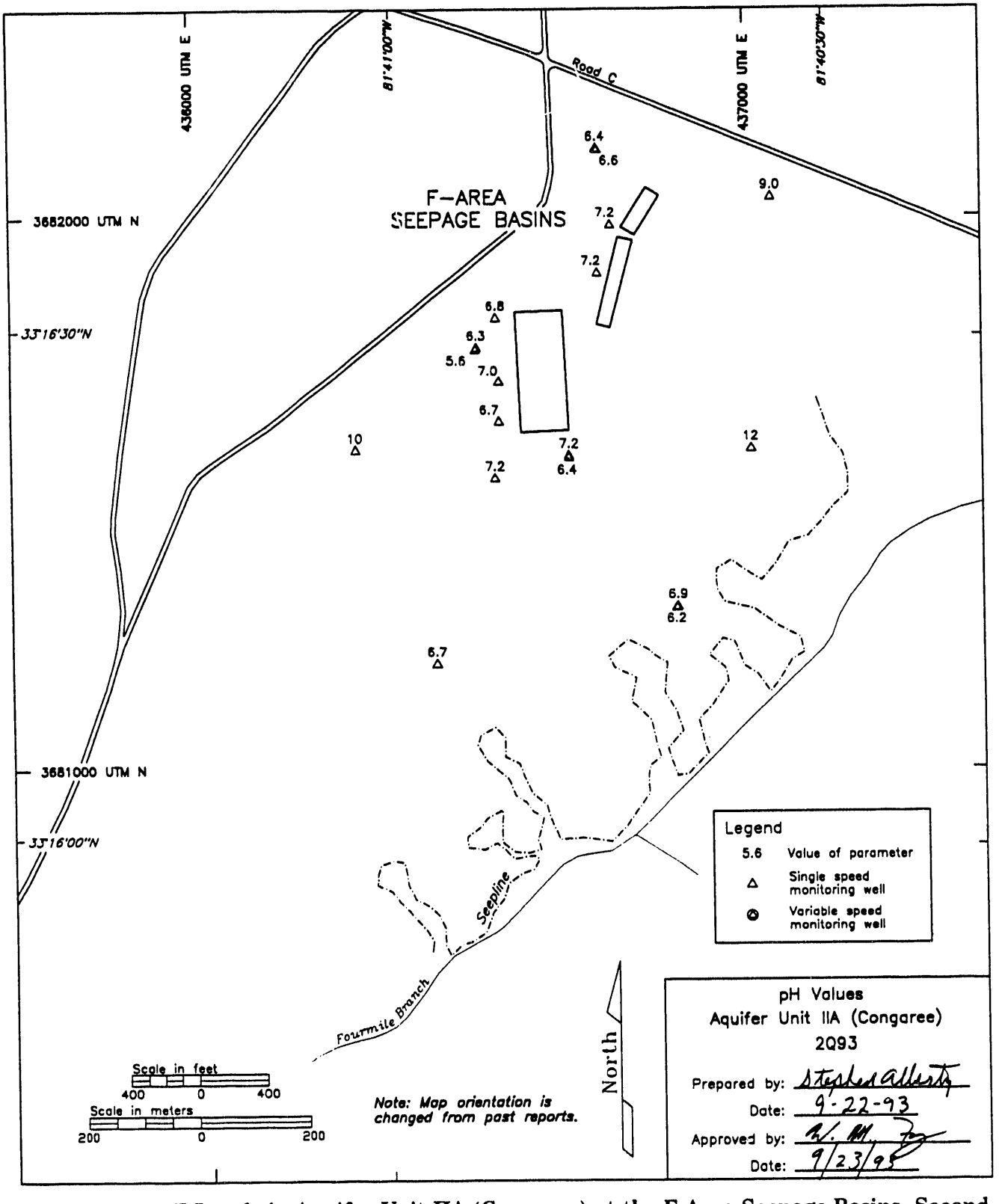

Figure 40. pH Levels in Aquifer Unit IIA (Congaree) at the F-Area Seepage Basins, Second Quarter 1993

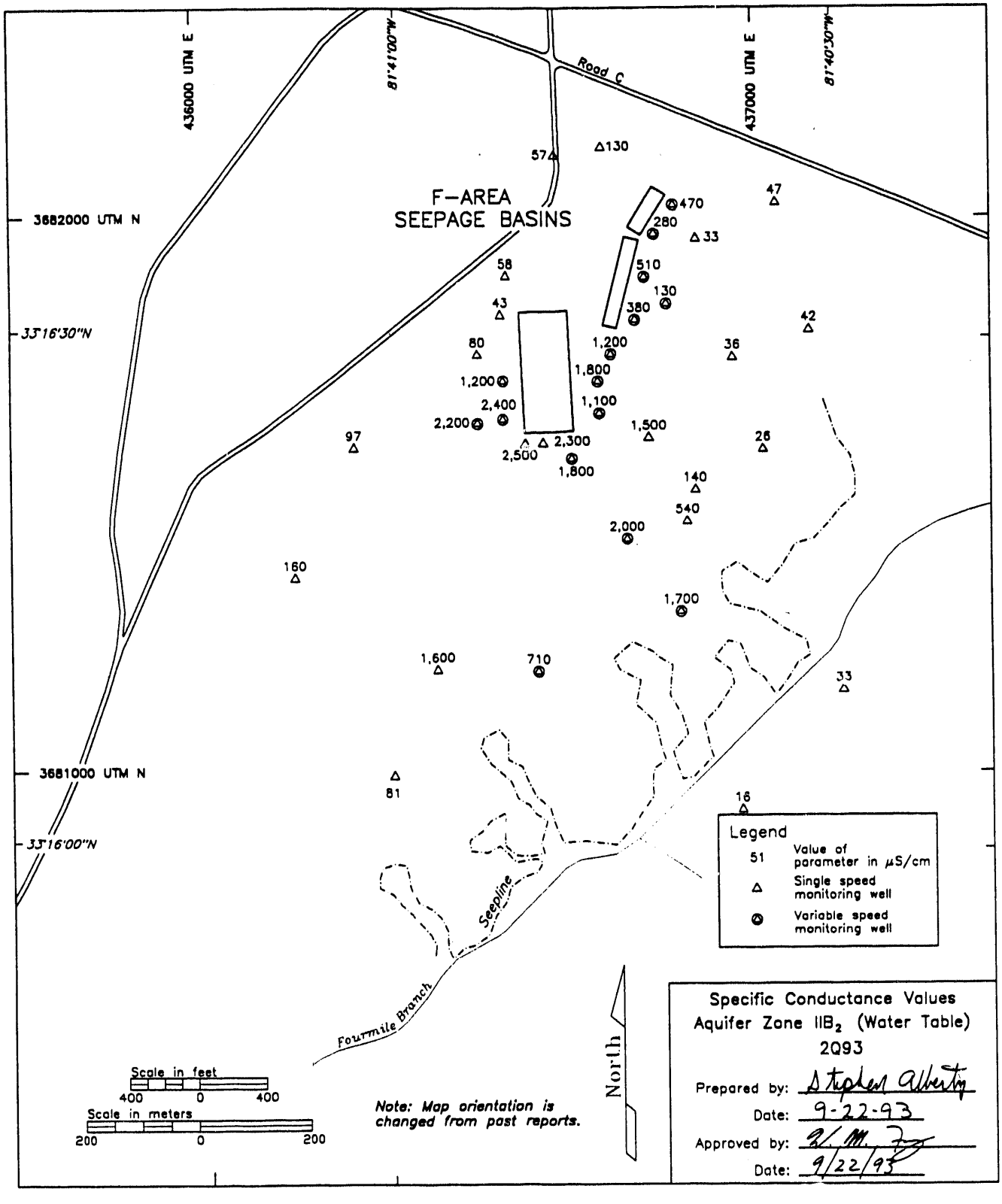

Figure 41. Specific Conductance in Aquifer Zone IIB_2 (Water Table) at the F-Area Seepage Basins, Second Quarter 1993

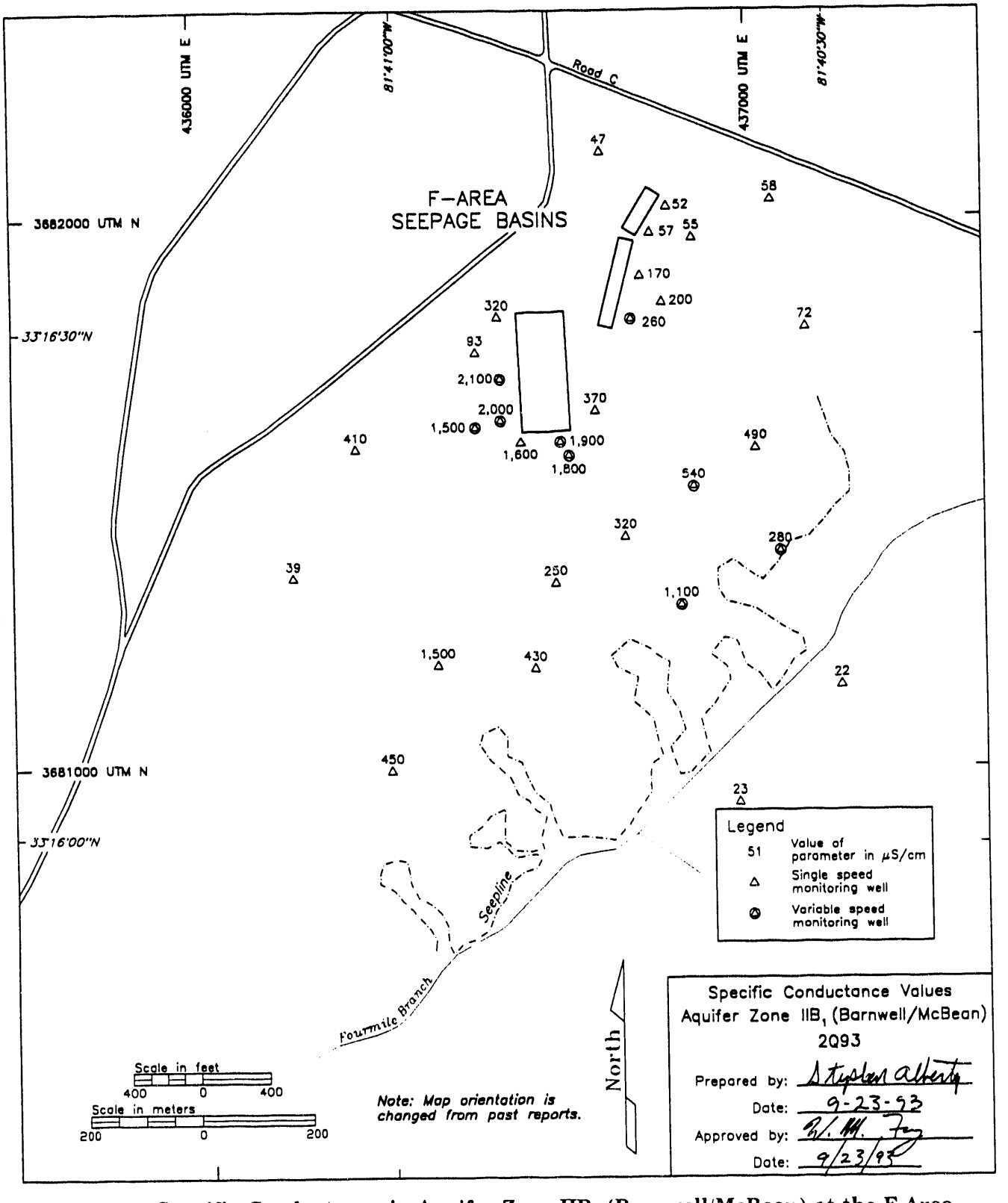

Figure 42. Specific Conductance in Aquifer Zone IIB_1 (Barnwell/McBean) at the F-Area Seepage Basins, Second Quarter 1993

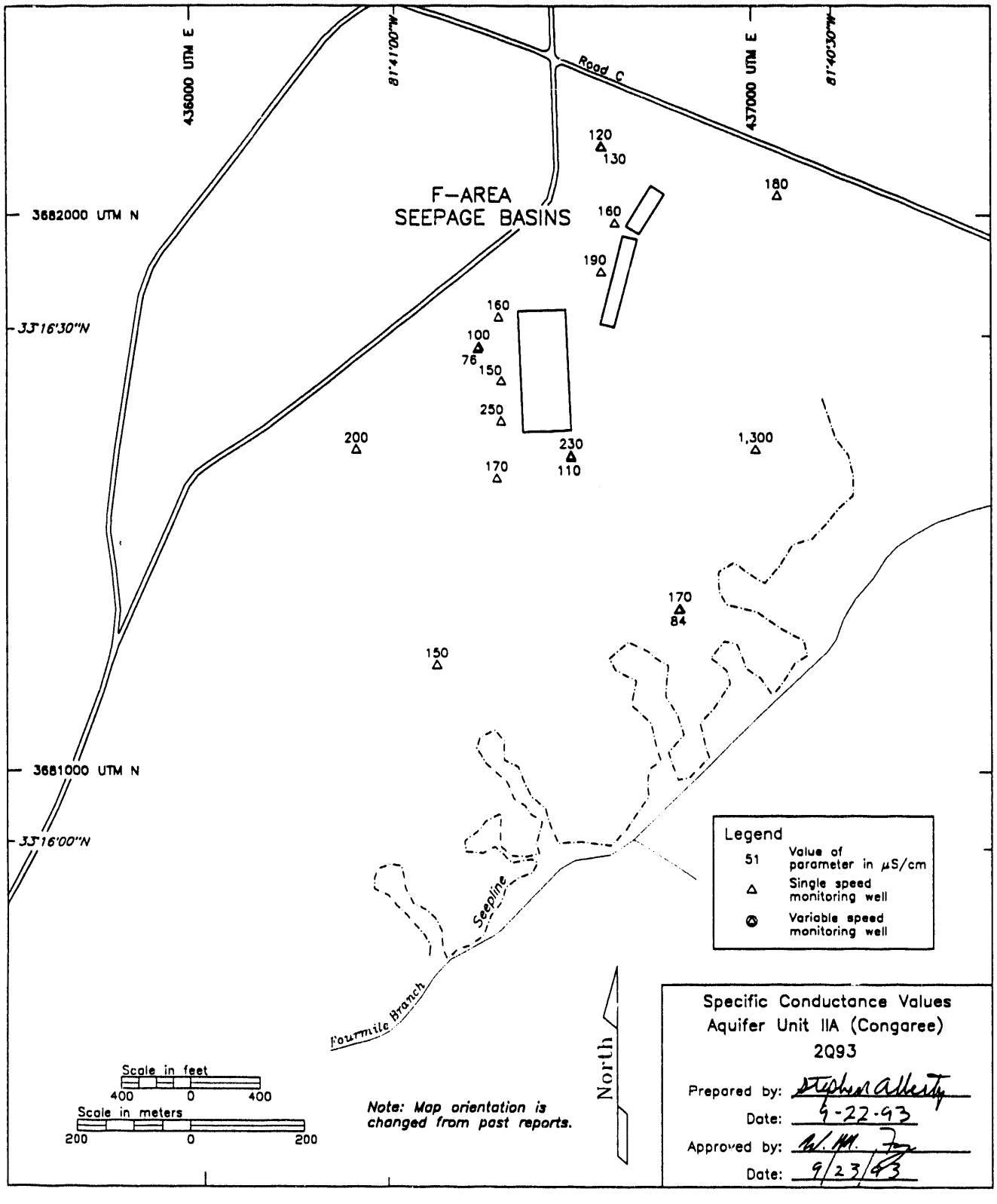

Figure 43. Specific Conductance in Aquifer Unit IIA (Congaree) at the F-Area Seepage Basins, Second Quarter 1993

References

Aadland, R. K., and H. W. Bledsoe, 1990. **Classification of Hydrostratigraphic Units at the Savannah River Site, South Carolina**, WSRC–RP–90–987. Westinghouse Savannah River Company, Savannah River Site, Aiken, SC.

Aucott, W. R., M. E. Davis, and G. K. Speiran, 1987. **Geohydrologic Framework of the Coastal Plain Aquifers of South Carolina**, U.S. Geological Survey Water-Resources Investigations Report 85–4271.

Du Pont (E. I. du Pont de Nemours & Company), 1989. **Final Safety Analysis Report of the Defense Waste Processing Facility**, DPSTSA–200–10. Savannah River Plant, Aiken, SC.

GeoTrans, Inc., 1988. **A Numerical Model of the Hydrogeological System Underlying the Savannah River Plant**, Final report submitted to Savannah River Laboratory. GeoTrans, Inc., Sterling, VA.

Siple, G. E., 1967. **Geology and Ground Water of the Savannah River Plant and Vicinity, South Carolina**. Geological Survey Water-Supply Paper 1841, Reston, VA.

Appendix D – Groundwater Monitoring Results Tables

Key to Reading the Tables

The following abbreviations may appear in the tabular data:

B = sample collected from well using an open bucket bailer
BA = Barringer Laboratories, Inc.
CN = Clemson Technical Center, Inc.
CS = carbon steel
D = primary drinking water standard (PDWS)
E = exponential notation (e.g., 1.1E−09 = 1.1×10^{-9} = 0.0000000011)
EM = Environmental Protection Department/Environmental Monitoring Section (EPD/EMS) Laboratory
GE = General Engineering Laboratories
GP = Environmental Physics, Inc.
H = holding time
1,2,3,4,6,7,8-HPCDD = 1,2,3,4,6,7,8-heptachlorodibenzo-p-dioxin
1,2,3,4,6,7,8-HPCDF = 1,2,3,4,6,7,8-heptachlorodibenzo-p-furan
1,2,3,4,7,8-HXCDD = 1,2,3,4,7,8-hexachlorodibenzo-p-dioxin
1,2,3,4,7,8-HXCDF = 1,2,3,4,7,8-hexachlorodibenzo-p-furan
Lindane = gamma-benzene hexachloride
mg/L = milligrams per liter
Mod = modifier
msl = mean sea level
MSL = million structures per liter
NTU = turbidity unit
P = sample collected from well using a bladder pump
PCB = polychlorinated biphenyl
1,2,3,7,8-PCDD = 1,2,3,7,8-pentachlorodibenzo-p-dioxin
1,2,3,7,8-PCDF = 1,2,3,7,8-pentachlorodibenzo-p-furan
pCi/L = picocuries per liter
pCi/mL = picocuries per milliliter
PDWS = primary drinking water standard
pH = pH unit
PVC = polyvinyl chloride
S = sample collected from well using a single-speed centrifugal downhole pump
Sp. conductance = specific conductance
SP = Spencer Testing Services, Inc.
TCDD = tetrachlorodibenzo-p-dioxin
TCDF = tetrachlorodibenzo-p-furan
TM = TMA/Eberline
TOC = top of casing
V = sample collected from well using a variable-speed pump
WA = Roy F. Weston, Inc.
μg/L = micrograms per liter
μS/cm = microsiemens per centimeter

Holding Times

Standard analytical methods include a limit, called holding time, on the maximum elapsed time between sample collection and extraction or analysis by the laboratory. In the data tables, a large dot (●) in the H (holding time) column indicates that holding time was exceeded. Analyses performed beyond holding time may not yield valid results.

The South Carolina Department of Health and Environmental Control allows only 15 minutes to elapse between sampling and analysis for pH. Thus, only field pH measurements can meet the holding time criterion; laboratory pH analyses will always exceed it.

Laboratory-initiated procedures for reducing the number of other analyses performed out of holding time include subcontracting analyses when difficulties with equipment, personnel, or work load would prevent timely analyses. SRS reduces the compensation to laboratories for analyses performed out of holding time.

Data Rounding

Constituent results in Table 3 that appear to equal the final PDWS but are not marked in the *D* (exceeded the final PDWS or screening level) column are below the final PDWS in the database. Values stored in the database contain more significant digits than the reported results. Apparent discrepancies in the tables are due to the rounding of reported results.

Data Qualification

The contract laboratories continually assess their own accuracy and precision according to U.S. Environmental Protection Agency (EPA) guidelines. They submit sample- or batch-specific quality assurance/quality control information either at the same time as analytical results or in a quarterly summary. Properly defined and used result modifiers (also referred to as qualifiers) can be a key component in assessing data useability. Result modifiers designed by Environmental Protection Department/Environmental Monitoring Section and provided to the primary laboratories are defined below. These modifiers appear in the data tables under the column "Mod." The lettered modifiers are based on EPA's STORET codes.

Result modifier	Definition
(Blank)	Data are not qualified. Number should be interpreted exactly as reported.
A	Value reported is the mean of two or more determinations.
J	Value is estimated because quantitation in the sample or in associated quality control samples did not meet specifications.
L	Value is off-scale high. The actual value is not known but is known to be greater than the value shown.
M	Presence of the analyte is verified but not quantified.

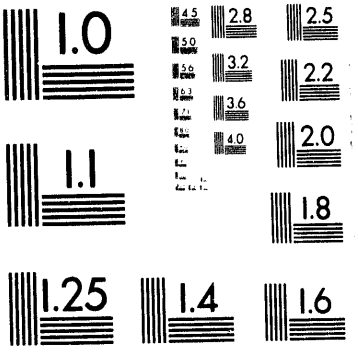
1.0
4.5
5.0
5.6
6.3
7.1
8.0
9.0
10
2.8
3.2
3.6
4.0
2.5
2.2
2.0
1.8
1.1
1.25
1.4
1.6

2 of 5

Result modifier	Definition
R	Result was rejected because performance requirements in the sample analysis or associated quality control analyses were not met.
T	Analyte was not detected; if present, it was below the criteria for detection.
V	Analyte was detected in an associated method blank.
Y	Result was obtained from an unpreserved or improperly preserved sample. Data may not be accurate.
1	Result may be an underestimation of the true value due to analytical bias.
2	Result may be an overestimation of the true value due to analytical bias.
3	The associated result may be of poor precision (high variability) due to analytical bias.
4	Result is associated with QA results indicating matrix interference.
6	The associated result is from a reanalysis performed out of holding time due to problems with an earlier analysis.

Table 1. Maximum Levels of Constituents Exceeding the Groundwater Protection Standards

Aquifer Zone IIB_2 (Water table)

Well	Constituent	Unit	1Q93	Mod	2Q93	Mod
FSB 76	Aluminum	µg/L	330		150	
	Copper	µg/L	490		470	
	Nitrate as nitrogen	µg/L	–[a]		11,000	
	pH	pH	4.4	J	4.9	J
	Technetium-99	pCi/L	1.4E+03		1.8E+03	
	Tritium	pCi/mL	5.6E+02		7.9E+02	
	Zinc	µg/L	170		210	
FSB 77	Aluminum	µg/L	33,000		34,000	
	Americium-241	pCi/L	5.0E+01	Y	5.3E+01	
	Copper	µg/L	69		–	
	Curium-243/244	pCi/L	1.8E+01	Y	3.2E+01	
	Curium-245/246	pCi/L	NA[b]		8.9E+00	
	Gross alpha	pCi/L	2.5E+03		1.7E+03	
	Iodine-129	pCi/L	2.4E+02		2.0E+02	
	Mercury	µg/L	9.1		7.9	
	Nitrate as nitrogen	µg/L	150,000		150,000	
	Nonvolatile beta	pCi/L	2.2E+03		1.9E+03	
	pH	pH	3.5	J	3.6	J
	Plutonium-238	pCi/L	–		1.0E+02	
	Radium-226	pCi/L	9.0E+01	Y	3.4E+01	
	Radium-228	pCi/L	2.9E+02	Y	4.3E+01	
	Strontium-89	pCi/L	NA		1.3E+02	
	Strontium-90	pCi/L	NA		4.4E+02	
	Technetium-99	pCi/L	6.7E+03		1.4E+04	
	Tritium	pCi/mL	7.7E+03		6.6E+03	
	Uranium-233/234	pCi/L	6.0E+02	3Y	6.5E+02	
	Uranium-235	pCi/L	3.2E+01	Y	2.7E+01	
	Uranium-238	pCi/L	5.1E+02	3Y	7.3E+02	
	Zinc	µg/L	76		47	
FSB 78	Aluminum	µg/L	83,000		71,000	
	Americium-241	pCi/L	1.2E+02	Y	9.2E+01	
	Cadmium	µg/L	36		32	
	Cesium-137	pCi/L	2.5E+02	Y	2.7E+02	
	Curium-243/244	pCi/L	6.6E+01	Y	1.1E+02	
	Curium-245/246	pCi/L	NA		8.9E+00	
	Gross alpha	pCi/L	1.6E+03		1.5E+03	
	Iodine-129	pCi/L	1.8E+02		7.7E+01	
	Nickel	µg/L	50		–	
	Nitrate as nitrogen	µg/L	3.0E+06		270,000	
	Nonvolatile beta	pCi/L	3.7E+03		3.4E+03	
	pH	pH	3.2	J	3.4	J
	Plutonium-238	pCi/L	–		2.6E+02	
	Radium-228	pCi/L	3.7E+02	Y	–	
	Strontium-89	pCi/L	NA		3.1E+02	
	Strontium-90	pCi/L	NA		9.8E+02	
	Technetium-99	pCi/L	1.4E+04	Y	2.8E+05	
	Thorium-234	pCi/L	NA		4.6E+02	
	Tritium	pCi/mL	1.5E+04		1.3E+04	
	Uranium-233/234	pCi/L	2.0E+02	Y	1.9E+02	

Aquifer Zone IIB_2 (Water table)

Well	Constituent	Unit	1Q93	Mod	2Q93	Mod
	Uranium-235	pCi/L	1.9E+01	Y	1.6E+01	
	Uranium-238	pCi/L	9.3E+02	Y	7.8E+02	
	Zinc	µg/L	130		130	
FSB 79	Aluminum	µg/L	34,000		30,000	
	Americium-241	pCi/L	3.6E+01	Y	5.3E+01	
	Cobalt	µg/L	260		280	
	Curium-243/244	pCi/L	5.6E+01	Y	1.2E+02	
	Curium-245/246	pCi/L	NA		7.9E+00	
	Gross alpha	pCi/L	1.0E+03		6.4E+02	
	Iodine-129	pCi/L	6.1E+01		6.5E+01	
	Nitrate as nitrogen	µg/L	170,000		230,000	
	Nonvolatile beta	pCi/L	8.3E+02		7.7E+02	
	pH	pH	3.1	J	3.5	J
	Radium-226	pCi/L	2.1E+01	Y	3.5E+01	
	Radium-228	pCi/L	4.3E+01	Y	-	
	Strontium-89	pCi/L	-		5.4E+01	
	Strontium-90	pCi/L	-		2.6E+02	
	Technetium-99	pCi/L	6.3E+03		1.6E+04	
	Tritium	pCi/mL	8.6E+03		1.0E+04	
	Uranium-233/234	pCi/L	1.6E+02	Y	1.9E+02	
	Uranium-238	pCi/L	3.6E+02	Y	4.0E+02	
	Zinc	µg/L	62		58	
FSB 87D	Aluminum	µg/L	900		900	
	Copper	µg/L	240		180	
	Gross alpha	pCi/L	7.0E+01		7.3E+01	
	Iodine-129	pCi/L	6.0E+00		-	
	pH	pH	3.6	J	6.3	J
	Technetium-99	pCi/L	-		1.3E+03	
	Tritium	pCi/mL	7.1E+01		7.0E+01	
	Uranium-233/234	pCi/L	3.6E+01		2.9E+01	
	Uranium-238	pCi/L	7.3E+01		6.7E+01	
	Zinc	µg/L	21		26	
FSB 88D	Aluminum	µg/L	6,200		3,200	
	Americium-241	pCi/L	9.6E+00	Y	-	
	Curium-243/244	pCi/L	2.2E+01	Y	2.0E+01	
	Gross alpha	pCi/L	1.2E+02		1.5E+02	
	Iodine-129	pCi/L	1.7E+02		1.5E+02	
	Mercury	µg/L	20		32	
	Nitrate as nitrogen	µg/L	48,000		59,000	
	Nonvolatile beta	pCi/L	2.6E+02		3.4E+02	
	pH	pH	4.5	J	4.8	J
	Radium-228	pCi/L	8.0E+01	Y	-	
	Strontium-90	pCi/L	NA		1.7E+02	
	Technetium-99	pCi/L	2.8E+03		4.3E+03	
	Tritium	pCi/mL	2.9E+03		1.8E+03	
	Uranium-233/234	pCi/L	6.2E+01	Y	4.2E+01	
	Uranium-238	pCi/L	8.4E+01	Y	5.4E+01	
	Zinc	µg/L	22		-	
FSB 89D	Aluminum	µg/L	4,100		4,300	
	Americium-241	pCi/L	6.4E+00	Y	7.5E+00	
	Gross alpha	pCi/L	1.5E+02		1.7E+02	
	Iodine-129	pCi/L	1.0E+02		7.5E+01	
	Mercury	µg/L	5.6		8.6	
	Nitrate as nitrogen	µg/L	35,000		30,000	
	Nonvolatile beta	pCi/L	5.3E+02		4.7E+02	

Aquifer Zone IIB_2 (Water table)

Well	Constituent	Unit	1Q93	Mod	2Q93	Mod
	pH	pH	4.1	J	4.2	J
	Radium-228	pCi/L	9.1E+01	Y	-	
	Strontium-89	pCi/L	-		6.0E+01	
	Strontium-90	pCi/L	3.7E+01	Y	2.3E+02	
	Technetium-99	pCi/L	1.2E+03	Y	2.6E+03	
	Trichlorofluoromethane	µg/L	14		16	
	Tritium	pCi/mL	1.1E+03		1.0E+03	
	Uranium-233/234	pCi/L	6.2E+01	Y	5.7E+01	
	Uranium-238	pCi/L	5.4E+01	Y	7.2E+01	
	Zinc	µg/L	26		-	
FSB 90D	Aluminum	µg/L	15,000		11,000	
	Americium-241	pCi/L	6.5E+00	Y	-	
	Gross alpha	pCi/L	7.7E+02		3.9E+02	
	Iodine-129	pCi/L	2.1E+02		1.3E+02	
	Mercury	µg/L	12		11	
	Nitrate as nitrogen	µg/L	74,000		57,000	
	Nonvolatile beta	pCi/L	1.2E+03		6.8E+02	
	pH	pH	3.8	J	3.9	J
	Radium-228	pCi/L	1.7E+02	Y	-	
	Strontium-90	pCi/L	NA		3.4E+02	
	Technetium-99	pCi/L	3.8E+03	Y	6.2E+03	
	Trichlorofluoromethane	µg/L	-		6.5	
	Tritium	pCi/mL	3.4E+03		2.2E+03	
	Uranium-233/234	pCi/L	2.2E+02	Y	1.4E+02	
	Uranium-238	pCi/L	2.6E+02	Y	1.6E+02	
	Zinc	µg/L	65		50	
FSB 91D	Aluminum	µg/L	15,000		11,000	
	Cyanide	µg/L	-		12	J
	Gross alpha	pCi/L	2.4E+02		1.9E+02	
	Iodine-129	pCi/L	5.3E+01		4.3E+01	
	Nitrate as nitrogen	µg/L	-		42,000	
	Nonvolatile beta	pCi/L	3.6E+02		3.1E+02	
	pH	pH	3.6	J	3.8	J
	Radium-226	pCi/L	-		4.1E+01	
	Radium-228	pCi/L	2.5E+01		-	
	Strontium-90	pCi/L	-		1.6E+02	
	Technetium-99	pCi/L	1.7E+03		3.6E+03	
	Tritium	pCi/mL	1.8E+03		2.1E+03	
	Uranium-233/234	pCi/L	7.3E+01		5.6E+01	
	Uranium-238	pCi/L	1.0E+02		8.2E+01	
	Zinc	µg/L	30		-	
FSB 92D	Aluminum	µg/L	62,000		76,000	
	Americium-241	pCi/L	9.1E+00	Y	-	
	Cadmium	µg/L	19		11	
	Gross alpha	pCi/L	4.3E+02		6.4E+02	
	Iodine-129	pCi/L	1.3E+02		9.1E+01	
	Nitrate as nitrogen	µg/L	1.3E+06		280,000	
	Nonvolatile beta	pCi/L	3.1E+03		1.7E+03	
	pH	pH	3.5	J	3.5	J
	Radium-226	pCi/L	3.2E+01	Y	9.9E+01	
	Radium-228	pCi/L	6.0E+02	Y	6.9E+01	
	Strontium-89	pCi/L	NA		1.9E+02	
	Strontium-90	pCi/L	NA		6.3E+02	
	Technetium-99	pCi/L	1.7E+04	Y	3.2E+04	
	Tritium	pCi/mL	1.8E+04		1.8E+04	
	Uranium-233/234	pCi/L	6.7E+01	Y	1.1E+02	

Aquifer Zone IIB_2 (Water table)

Well	Constituent	Unit	1Q93	Mod	2Q93	Mod
	Uranium-238	pCi/L	7.0E+01	Y	1.2E+02	
	Zinc	µg/L	87		83	
FSB 93D	Aluminum	µg/L	28,000		36,000	
	Americium-241	pCi/L	6.9E+00	Y	1.0E+01	
	Cadmium	µg/L	24		18	
	Curium-243/244	pCi/L	-		9.6E+00	
	Gross alpha	pCi/L	4.3E+02		3.4E+02	
	Iodine-129	pCi/L	5.1E+01		2.5E+01	
	Nitrate as nitrogen	µg/L	310,000		150,000	
	Nonvolatile beta	pCi/L	2.6E+03		2.3E+03	
	pH	pH	3.9	J	3.9	J
	Radium-228	pCi/L	2.8E+02	Y	-	
	Strontium-90	pCi/L	NA		1.6E+03	
	Technetium-99	pCi/L	9.4E+03		2.1E+04	
	Tritium	pCi/mL	1.3E+04		1.2E+04	
	Uranium-233/234	pCi/L	4.0E+01	Y	6.7E+01	
	Uranium-238	pCi/L	6.7E+01	Y	1.1E+02	
	Zinc	µg/L	67		52	
FSB 94DR	Aluminum	µg/L	130,000		110,000	
	Americium-241	pCi/L	8.6E+01		1.3E+02	
	Barium	µg/L	1,300		1,100	
	Cesium-137	pCi/L	3.5E+02		3.8E+02	
	Cobalt	µg/L	79		-	
	Copper	µg/L	99		95	
	Curium-243/244	pCi/L	8.5E+01		2.8E+02	
	Curium-245/246	pCi/L	NA		2.3E+01	
	Cyanide	µg/L	-		15	J6
	Gross alpha	pCi/L	2.3E+03		2.0E+03	
	Iodine-129	pCi/L	1.7E+02		7.5E+00	
	Mercury	µg/L	2.2		-	
	Nickel	µg/L	73		54	
	Nitrate as nitrogen	µg/L	370,000		340,000	
	Nonvolatile beta	pCi/L	1.9E+03		1.5E+03	
	pH	pH	3.1	J	3.2	J
	Radium-228	pCi/L	3.5E+02		9.0E+01	
	Strontium-89	pCi/L	NA		4.8E+01	
	Strontium-90	pCi/L	NA		3.2E+02	
	Technetium-99	pCi/L	1.7E+04		3.4E+04	
	Thorium-234	pCi/L	NA		6.2E+02	
	Tritium	pCi/mL	2.5E+04		2.1E+04	
	Uranium-233/234	pCi/L	6.4E+02	3	4.8E+02	
	Uranium-235	pCi/L	4.7E+01	3	3.1E+01	
	Uranium-238	pCi/L	1.2E+03	3	9.0E+02	
	Zinc	µg/L	170		130	
FSB 95DR	Aluminum	µg/L	92,000		83,000	
	Americium-241	pCi/L	1.4E+02	3Y	1.4E+02	
	Cesium-137	pCi/L	5.9E+02	Y	5.5E+02	
	Copper	µg/L	71		64	
	Curium-243/244	pCi/L	8.0E+01	3Y	1.7E+02	
	Curium-245/246	pCi/L	NA		8.4E+00	
	Gross alpha	pCi/L	2.7E+03		2.9E+03	
	Iodine-129	pCi/L	1.8E+02		4.8E+00	
	Lead	µg/L	51		-	
	Nitrate as nitrogen	µg/L	410,000		410,000	
	Nonvolatile beta	pCi/L	1.8E+03		1.6E+03	
	pH	pH	3.3	J	3.3	J

Aquifer Zone IIB_2 (Water table)

Well	Constituent	Unit	1Q93	Mod	2Q93	Mod
	Radium-228	pCi/L	1.3E+02	Y	5.0E+01	V
	Strontium-90	pCi/L	NA		2.9E+02	
	Technetium-99	pCi/L	1.7E+04		4.0E+04	
	Thorium-234	pCi/L	NA		6.0E+02	
	Tritium	pCi/mL	2.4E+04		2.2E+04	
	Uranium-233/234	pCi/L	6.6E+02	3Y	5.3E+02	
	Uranium-235	pCi/L	5.4E+01	3Y	3.6E+01	
	Uranium-238	pCi/L	1.6E+03	3Y	1.3E+03	
	Zinc	µg/L	120		100	
FSB 97D	Aluminum	µg/L	76,000		84,000	
	Americium-241	pCi/L	8.6E+01		8.8E+01	
	Barium	µg/L	1,100		1,200	
	Cobalt	µg/L	-		99	
	Copper	µg/L	200		170	
	Curium-243/244	pCi/L	3.8E+01		8.8E+01	
	Curium-245/246	pCi/L	NA		1.2E+01	
	Gross alpha	pCi/L	1.8E+03		2.3E+03	
	Iodine-129	pCi/L	1.1E+02		6.7E+01	
	Lead	µg/L	130		71	
	Nickel	µg/L	-		60	
	Nitrate as nitrogen	µg/L	380,000		430,000	
	Nonvolatile beta	pCi/L	1.9E+03		1.5E+03	
	pH	pH	3.8	J	3.8	J
	Radium-226	pCi/L	-		1.0E+02	
	Radium-228	pCi/L	3.0E+02		5.1E+01	
	Strontium-90	pCi/L	NA		5.0E+02	
	Technetium-99	pCi/L	8.9E+03		3.3E+04	
	Tritium	pCi/mL	2.1E+04		2.3E+04	
	Uranium-233/234	pCi/L	2.4E+02		3.9E+02	
	Uranium-235	pCi/L	1.7E+01		2.7E+01	
	Uranium-238	pCi/L	5.6E+02		9.0E+02	
	Zinc	µg/L	210		170	
FSB 98D	Aluminum	µg/L	31,000		34,000	
	Americium-241	pCi/L	3.2E+01		2.9E+01	
	Barium	µg/L	1,300		1,300	
	Cadmium	µg/L	-		11	
	Cobalt	µg/L	81		84	
	Copper	µg/L	160		66	
	Curium-243/244	pCi/L	2.0E+01		3.1E+01	
	Curium-245/246	pCi/L	NA		7.2E+00	
	Gross alpha	pCi/L	1.6E+03		1.7E+03	
	Iodine-129	pCi/L	4.9E+01		4.6E+01	
	Nitrate as nitrogen	µg/L	150,000		140,000	
	Nonvolatile beta	pCi/L	1.1E+03		1.0E+03	
	pH	pH	3.6	J	3.7	J
	Radium-226	pCi/L	-		2.3E+01	
	Radium-228	pCi/L	1.1E+02		5.4E+01	V
	Strontium-89	pCi/L	-		8.5E+01	
	Strontium-90	pCi/L	8.2E+00	3	2.3E+02	
	Technetium-99	pCi/L	7.0E+03		1.5E+04	
	Thorium-234	pCi/L	NA		1.3E+03	
	Tritium	pCi/mL	6.6E+03		7.2E+03	
	Uranium-233/234	pCi/L	4.1E+02	3	4.3E+02	
	Uranium-235	pCi/L	3.2E+01	3	2.8E+01	
	Uranium-238	pCi/L	8.7E+02	3	9.2E+02	
	Zinc	µg/L	90		62	

Aquifer Zone IIB_2 (Water table)

Well	Constituent	Unit	1Q93	Mod	2Q93	Mod
FSB 99D	Aluminum	µg/L	190		130	
	pH	pH	5.1	J	5.0	J
	Tritium	pCi/mL	3.5E+01		4.4E+01	
FSB104D	Aluminum	µg/L	33,000		33,000	
	Americium-241	pCi/L	1.2E+01	3	9.9E+00	
	Curium-243/244	pCi/L	-		9.0E+00	
	Gross alpha	pCi/L	7.0E+02		5.4E+02	
	Iodine-129	pCi/L	3.0E+01		3.7E+00	
	Methylene chloride	µg/L	-		5.2	
	Nitrate as nitrogen	µg/L	82,000		81,000	
	Nonvolatile beta	pCi/L	5.7E+02		6.3E+02	
	pH	pH	3.7	J	4.2	J
	Radium-226	pCi/L	-		2.1E+01	
	Radium-228	pCi/L	1.2E+02		-	
	Strontium-89	pCi/L	NA		3.1E+01	
	Strontium-90	pCi/L	NA		1.6E+02	
	Technetium-99	pCi/L	5.3E+03	Y	9.6E+03	
	Tritium	pCi/mL	4.9E+03		4.7E+03	
	Uranium-233/234	pCi/L	1.9E+02		2.5E+02	
	Uranium-238	pCi/L	2.7E+02		3.1E+02	
	Zinc	µg/L	44		46	
FSB105DR	Aluminum	µg/L	66,000		66,000	
	Americium-241	pCi/L	4.0E+01	Y	3.4E+01	
	Barium	µg/L	1,700		1,800	
	Cobalt	µg/L	460		460	
	Copper	µg/L	95		110	
	Curium-243/244	pCi/L	3.1E+01	Y	3.4E+01	
	Curium-245/246	pCi/L	NA		3.4E+01	
	Gross alpha	pCi/L	3.3E+03		2.8E+03	
	Iodine-129	pCi/L	1.2E+02		9.6E+01	
	Nickel	µg/L	83		85	
	Nitrate as nitrogen	µg/L	310,000		300,000	
	Nonvolatile beta	pCi/L	1.5E+03		1.5E+03	
	pH	pH	3.4	J	3.8	J
	Radium-226	pCi/L	NA		2.4E+01	
	Radium-228	pCi/L	NA		9.1E+01	V
	Strontium-90	pCi/L	NA		3.3E+02	
	Technetium-99	pCi/L	1.2E+04		3.2E+04	
	Thorium-234	pCi/L	NA		1.6E+03	
	Tritium	pCi/mL	1.7E+04		1.6E+04	
	Uranium-233/234	pCi/L	1.1E+03	Y3	1.1E+03	
	Uranium-235	pCi/L	6.9E+01	Y3	6.5E+01	
	Uranium-238	pCi/L	1.4E+03	Y3	1.5E+03	
	Zinc	µg/L	100		100	
FSB106D	Aluminum	µg/L	77		-	
	Copper	µg/L	-		110	
	Lead	µg/L	53		-	
	Nickel	µg/L	87		-	
	pH	pH	6.6	J	6.7	J
	Thorium-234	pCi/L	NA		4.5E+02	
	Zinc	µg/L	1,500	J2	2,500	
FSB107D	Aluminum	µg/L	2,000		1,400	
	Gross alpha	pCi/L	1.2E+02		9.9E+01	
	Iodine-129	pCi/L	2.9E+01		1.9E+01	
	Nitrate as nitrogen	µg/L	11,000		11,000	

Aquifer Zone IIB_2 (Water table)

Well	Constituent	Unit	1Q93	Mod	2Q93	Mod
	Nonvolatile beta	pCi/L	1.5E+02		1.1E+02	
	pH	pH	4.0	J	4.1	J
	Radium-228	pCi/L	3.2E+01	Y	-	
	Strontium-90	pCi/L	4.6E+01	Y	3.7E+01	
	Tritium	pCi/mL	1.7E+02		2.2E+02	
	Uranium-233/234	pCi/L	4.5E+01	Y	3.9E+01	
	Uranium-238	pCi/L	5.1E+01	Y	4.8E+01	
FSB108D	Aluminum	µg/L	440		130	
	pH	pH	6.5	J	6.5	J
	Zinc	µg/L	110		61	
FSB109D	Aluminum	µg/L	56		-	
	pH	pH	6.6	J	6.6	J
	Thorium-234	pCi/L	NA		5.5E+02	
	Zinc	µg/L	280	J2	320	
FSB110D	Aluminum	µg/L	52,000		49,000	
	Americium-241	pCi/L	4.2E+01	Y	4.6E+01	
	Curium-243/244	pCi/L	4.2E+01	Y	8.2E+01	
	Gross alpha	pCi/L	1.2E+03		8.3E+02	
	Iodine-129	pCi/L	3.0E+02		3.7E+02	
	Nitrate as nitrogen	µg/L	270,000		280,000	
	Nonvolatile beta	pCi/L	6.8E+02		6.5E+02	
	pH	pH	3.3	J	3.3	J
	Radium-226	pCi/L	-		1.0E+02	
	Radium-228	pCi/L	1.7E+02	Y	3.5E+01	V
	Strontium-89	pCi/L	NA		3.7E+01	
	Strontium-90	pCi/L	NA		1.7E+02	
	Technetium-99	pCi/L	1.7E+04		2.9E+04	
	Thorium-234	pCi/L	NA		4.4E+02	
	Tritium	pCi/mL	1.6E+04		1.5E+04	
	Uranium-233/234	pCi/L	1.3E+02	3Y	2.0E+02	
	Uranium-238	pCi/L	4.0E+02	3Y	5.9E+02	
	Zinc	µg/L	63		72	
FSB111D	Nitrate as nitrogen	µg/L	-		14,000	
	pH	pH	5.1	J	5.1	J
	Trichlorofluoromethane	µg/L	7.2		9.2	
	Zinc	µg/L	-		22	
FSB112D	Aluminum	µg/L	21,000		29,000	
	Cobalt	µg/L	-		71	
	Gross alpha	pCi/L	4.6E+02		2.6E+02	
	Iodine-129	pCi/L	1.2E+02		4.1E+00	
	Nitrate as nitrogen	µg/L	230,000		240,000	
	Nonvolatile beta	pCi/L	3.7E+03		3.8E+03	
	pH	pH	3.7	J	4.1	J
	Radium-226	pCi/L	1.2E+02	Y	1.2E+02	
	Radium-228	pCi/L	1.1E+03	Y	4.6E+01	V
	Strontium-89	pCi/L	NA		1.8E+02	
	Strontium-90	pCi/L	NA		1.4E+03	
	Technetium-99	pCi/L	7.0E+03		1.8E+04	
	Tritium	pCi/mL	9.8E+03		1.0E+04	
	Zinc	µg/L	31		47	

Aquifer Zone IIB_2 (Water table)

Well	Constituent	Unit	1Q93	Mod	2Q93	Mod
FSB113D	pH	pH	5.0	J	5.1	J
FSB114D	pH	pH	5.1	J	5.2	J
	Strontium-89	pCi/L	6.4E+01	2	-	
FSB115D	Aluminum	µg/L	200		1,600	
	Bis (2-ethylhexyl) phthalate	µg/L	-		89	
	pH	pH	5.2	J	4.8	J
	Zinc	µg/L	43		44	
FSB116D	Aluminum	µg/L	360		4,300	
	Copper	µg/L	98		84	
	pH	pH	5.2	J	4.7	J
	Technetium-99	pCi/L	NA		3.8E+03	
	Zinc	µg/L	240		180	
FSB117D	Aluminum	µg/L	30,000		23,000	
	Americium-241	pCi/L	1.3E+01	Y	9.4E+00	
	Gross alpha	pCi/L	1.1E+03		8.5E+02	
	Iodine-129	pCi/L	4.2E+01		4.0E+01	
	Nitrate as nitrogen	µg/L	68,000		59,000	
	Nonvolatile beta	pCi/L	7.4E+02		6.3E+02	
	pH	pH	3.6	J	3.8	J
	Radium-228	pCi/L	8.4E+01	Y	-	
	Strontium-89	pCi/L	NA		2.6E+01	
	Strontium-90	pCi/L	NA		1.8E+02	
	Technetium-99	pCi/L	3.3E+03		6.4E+03	
	Tritium	pCi/mL	4.4E+03		3.4E+03	
	Uranium-233/234	pCi/L	6.1E+02	3Y	3.6E+02	
	Uranium-235	pCi/L	3.0E+01	3Y	1.8E+01	
	Uranium-238	pCi/L	6.2E+02	3Y	3.7E+02	
	Zinc	µg/L	27		-	
FSB118D	Aluminum	µg/L	70		-	
	pH	pH	5.6	J	5.1	J
	Zinc	µg/L	25		-	
FSB119D	Aluminum	µg/L	110,000		89,000	
	Americium-241	pCi/L	1.8E+01	Y	1.4E+01	
	Gross alpha	pCi/L	2.0E+03		1.3E+03	
	Iodine-129	pCi/L	1.4E+02		9.1E+01	
	Nitrate as nitrogen	µg/L	270,000		260,000	
	Nonvolatile beta	pCi/L	1.5E+03		1.3E+03	
	pH	pH	3.5	J	3.1	J
	Radium-226	pCi/L	4.8E+01	Y	4.4E+01	
	Radium-228	pCi/L	2.7E+02	Y	3.2E+01	V
	Strontium-89	pCi/L	NA		8.0E+01	
	Strontium-90	pCi/L	NA		5.4E+02	
	Technetium-99	pCi/L	9.2E+03		1.2E+04	
	Thorium-234	pCi/L	NA		1.1E+03	
	Tritium	pCi/mL	1.5E+04		1.0E+04	
	Uranium-233/234	pCi/L	7.4E+02	3Y	5.4E+02	
	Uranium-235	pCi/L	3.9E+01	3Y	2.7E+01	
	Uranium-238	pCi/L	7.6E+02	3Y	5.4E+02	
	Zinc	µg/L	100		99	

Aquifer Zone IIB_2 (Water table)

Well	Constituent	Unit	1Q93	Mod	2Q93	Mod
FSB120D	Aluminum	µg/L	100		250	
	pH	pH	10	J	-	
FSB121DR	Aluminum	µg/L	3,500		3,800	
	Gross alpha	pCi/L	5.1E+01		3.0E+01	
	Iodine-129	pCi/L	5.4E+00		-	
	Lead	µg/L	-		76	
	Nonvolatile beta	pCi/L	1.4E+02		1.5E+02	
	pH	pH	4.8	J	4.6	J
	Radium-226	pCi/L	-		2.3E+01	
	Strontium-90	pCi/L	4.6E+01	Y	4.9E+01	
	Technetium-99	pCi/L	-		1.1E+03	
	Tritium	pCi/mL	3.7E+02		4.0E+02	
	Zinc	µg/L	67		60	
FSB122D	Aluminum	µg/L	94		90	
	pH	pH	5.2	J	4.9	J
	Tritium	pCi/mL	2.5E+02		2.9E+02	
	Zinc	µg/L	-		26	
FSB123D	Aluminum	µg/L	50		-	
	pH	pH	4.7	J	4.7	J

Aquifer Zone IIB_1 (Barnwell/McBean)

Well	Constituent	Unit	1Q93	Mod	2Q93	Mod
FSB 76C	pH	pH	6.0	J	6.2	J
	Trichlorofluoromethane	µg/L	6.7		6.2	
FSB 78C	Aluminum	µg/L	8,900		13,000	
	Cadmium	µg/L	11		14	
	Cobalt	µg/L	190		280	
	Gross alpha	pCi/L	2.5E+02		1.3E+02	
	Iodine-129	pCi/L	1.1E+02		9.6E+01	
	Nickel	µg/L	71		110	
	Nitrate as nitrogen	µg/L	2.8E+06		280,000	
	Nonvolatile beta	pCi/L	1.5E+03		1.0E+03	
	pH	pH	4.2	J	4.3	J
	Plutonium-238	pCi/L	-		5.3E+01	
	Radium-226	pCi/L	3.0E+01	Y	3.8E+01	
	Radium-228	pCi/L	4.7E+02	Y	-	
	Strontium-89	pCi/L	-		1.2E+02	
	Strontium-90	pCi/L	5.2E+02	Y	6.9E+02	
	Technetium-99	pCi/L	8.4E+03	Y	1.6E+04	
	Tritium	pCi/mL	8.1E+03		8.2E+03	
	Uranium-233/234	pCi/L	3.6E+01	Y	3.3E+01	
	Uranium-238	pCi/L	4.2E+01	Y	3.8E+01	
	Zinc	µg/L	380		560	
FSB 79C	Aluminum	µg/L	26,000		25,000	
	Americium-241	pCi/L	2.4E+01	Y	2.1E+01	
	Cadmium	µg/L	18		17	
	Curium-243/244	pCi/L	1.7E+01	Y	2.8E+01	
	Gross alpha	pCi/L	6.9E+02		5.1E+02	
	Iodine-129	pCi/L	4.8E+01		4.2E+01	
	Nitrate as nitrogen	µg/L	150,000		150,000	

Aquifer Zone IIB_1 (Barnwell/McBean)

Well	Constituent	Unit	1Q93	Mod	2Q93	Mod
	Nonvolatile beta	pCi/L	2.6E+03		2.3E+03	
	pH	pH	3.3	J	3.7	J
	Plutonium-238	pCi/L	-		1.1E+01	
	Radium-226	pCi/L	4.3E+01	Y	4.3E+01	
	Radium-228	pCi/L	2.0E+02	2Y	-	
	Strontium-89	pCi/L	-		1.1E+02	
	Strontium-90	pCi/L	-		1.0E+03	
	Technetium-99	pCi/L	6.7E+03		1.3E+04	
	Tritium	pCi/mL	7.6E+03		7.4E+03	
	Uranium-233/234	pCi/L	2.1E+02	Y	2.1E+02	
	Uranium-238	pCi/L	2.3E+02	Y	2.3E+02	
	Zinc	µg/L	58		59	
FSB 87C	pH	pH	5.8	J	6.0	J
	Technetium-99	pCi/L	-		1.1E+03	
	Tritium	pCi/mL	4.8E+02		4.8E+02	
FSB 88C	pH	pH	4.9	J	5.8	J
	Tetrachloroethylene	µg/L	7.5		-	
	Trichloroethylene	µg/L	5.8		-	
	Tritium	pCi/mL	2.4E+01		2.2E+01	
FSB 89C	pH	pH	5.8	J	6.0	J
FSB 90C	Aluminum	µg/L	93		97	
	Iodine-129	pCi/L	3.4E+00		-	
	Nitrate as nitrogen	µg/L	14,000		-	
	pH	pH	6.5	J	6.6	J
	Technetium-99	pCi/L	-		1.3E+03	
	Tritium	pCi/mL	6.5E+02		6.5E+02	
FSB 91C	Aluminum	µg/L	7,500		7,300	
	Gross alpha	pCi/L	6.3E+01		4.1E+01	
	Iodine-129	pCi/L	4.4E+01		2.9E+01	
	Nitrate as nitrogen	µg/L	37,000		34,000	
	Nonvolatile beta	pCi/L	8.9E+02		7.3E+02	
	pH	pH	5.1	J	5.2	J
	Radium-226	pCi/L	2.4E+01		-	
	Radium-228	pCi/L	7.7E+01		-	
	Strontium-89	pCi/L	-		5.2E+01	
	Strontium-90	pCi/L	-		3.3E+02	
	Technetium-99	pCi/L	-		1.7E+03	
	Tritium	pCi/mL	9.5E+02		7.5E+02	
	Zinc	µg/L	41		40	
FSB 93C	Aluminum	µg/L	-		56	
	Iodine-129	pCi/L	7.0E+00		3.8E+00	
	Nitrate as nitrogen	µg/L	44,000		49,000	
	pH	pH	5.3	J	5.1	J
	Technetium-99	pCi/L	1.3E+03		3.6E+03	
	Tritium	pCi/mL	1.5E+03		1.6E+03	
	Zinc	µg/L	90		86	
FSB 94C	Aluminum	µg/L	33,000		30,000	
	Cadmium	µg/L	18		16	
	Cobalt	µg/L	470		410	
	Gross alpha	pCi/L	2.5E+02		1.9E+02	
	Iodine-129	pCi/L	1.2E+02		1.0E+02	
	Nickel	µg/L	130		99	

Aquifer Zone IIB_1 (Barnwell/McBean)

Well	Constituent	Unit	1Q93	Mod	2Q93	Mod
	Nitrate as nitrogen	µg/L	310,000		140,000	
	Nonvolatile beta	pCi/L	2.4E+03		2.2E+03	
	pH	pH	4.3	J	4.5	J
	Radium-226	pCi/L	3.3E+01		2.4E+01	
	Radium-228	pCi/L	4.0E+02		-	
	Strontium-90	pCi/L	2.5E+02		1.1E+03	
	Technetium-99	pCi/L	8.2E+03		1.8E+04	
	Tritium	pCi/mL	1.0E+04		1.0E+04	
	Zinc	µg/L	220		180	
FSB 95CR	Aluminum	µg/L	31,000		32,000	
	Americium-241	pCi/L	8.3E+00	Y	8.4E+00	
	Cadmium	µg/L	12		12	
	Cobalt	µg/L	350		350	
	Curium-243/244	pCi/L	-		1.3E+01	
	Gross alpha	pCi/L	8.2E+02		7.3E+02	
	Iodine-129	pCi/L	8.7E+01		1.1E+02	
	Nickel	µg/L	72		73	
	Nitrate as nitrogen	µg/L	260,000		270,000	
	Nonvolatile beta	pCi/L	2.0E+03		1.7E+03	
	pH	pH	4.3	J	4.5	J
	Radium-226	pCi/L	8.4E+01	Y	4.3E+01	
	Radium-228	pCi/L	3.1E+02	Y	2.3E+01	V
	Strontium-89	pCi/L	NA		1.5E+02	
	Strontium-90	pCi/L	NA		6.7E+02	
	Technetium-99	pCi/L	7.2E+03		1.7E+04	
	Tritium	pCi/mL	8.3E+03		9.2E+03	
	Uranium-233/234	pCi/L	3.6E+02	Y	2.3E+02	
	Uranium-235	pCi/L	1.9E+01	Y	-	
	Uranium-238	pCi/L	4.2E+02	Y	2.7E+02	
	Zinc	µg/L	240		220	
FSB 97C	Aluminum	µg/L	89,000		61,000	
	Americium-241	pCi/L	5.5E+01		5.0E+01	
	Cobalt	µg/L	460		290	
	Curium-243/244	pCi/L	3.4E+01		4.9E+01	
	Curium-245/246	pCi/L	NA		2.3E+01	
	Gross alpha	pCi/L	1.3E+03		1.3E+03	
	Iodine-129	pCi/L	1.1E+02		8.7E+01	
	Nickel	µg/L	80		53	
	Nitrate as nitrogen	µg/L	340,000		180,000	
	Nonvolatile beta	pCi/L	1.5E+03		1.4E+03	
	pH	pH	3.7	J	3.8	J
	Radium-226	pCi/L	3.1E+01		-	
	Radium-228	pCi/L	2.0E+02		-	
	Strontium-89	pCi/L	NA		4.7E+01	
	Strontium-90	pCi/L	NA		2.7E+02	
	Technetium-99	pCi/L	1.4E+04		3.2E+04	
	Tritium	pCi/mL	1.8E+04		1.9E+04	
	Uranium-233/234	pCi/L	5.2E+02		5.1E+02	
	Uranium-235	pCi/L	3.6E+01		2.6E+01	
	Uranium-238	pCi/L	6.3E+02		6.4E+02	
	Zinc	µg/L	170		100	
FSB 98C	Aluminum	µg/L	35,000		42,000	
	Americium-241	pCi/L	7.8E+01	Y	7.1E+01	
	Cobalt	µg/L	180		230	
	Curium-243/244	pCi/L	4.1E+01	Y	6.9E+01	
	Curium-245/246	pCi/L	NA		1.4E+01	

Aquifer Zone IIB_1 (Barnwell/McBean)

Well	Constituent	Unit	1Q93	Mod	2Q93	Mod
	Gross alpha	pCi/L	1.9E+03		1.9E+03	
	Iodine-129	pCi/L	7.3E+01		7.9E+01	
	Nitrate as nitrogen	µg/L	330,000		280,000	
	Nonvolatile beta	pCi/L	1.4E+03		1.5E+03	
	pH	pH	3.3	J	3.4	J
	Radium-226	pCi/L	5.5E+01	Y	8.8E+01	
	Radium-228	pCi/L	2.9E+02	Y	-	
	Strontium-89	pCi/L	NA		1.1E+02	
	Strontium-90	pCi/L	NA		4.7E+02	
	Technetium-99	pCi/L	1.1E+04		3.0E+04	
	Thorium-234	pCi/L	NA		7.1E+02	
	Tritium	pCi/mL	1.7E+04		1.6E+04	
	Uranium-233/234	pCi/L	5.6E+02	3Y	5.0E+02	
	Uranium-235	pCi/L	3.2E+01	3Y	3.0E+01	
	Uranium-238	pCi/L	7.7E+02	3Y	6.6E+02	
	Zinc	µg/L	44		55	
FSB 99C	Aluminum	µg/L	170		180	
	Bis (2-ethylhexyl) phthalate	µg/L	280		-	
	Gross alpha	pCi/L	2.4E+01		2.2E+01	
	Iodine-129	pCi/L	1.1E+01		8.1E+00	
	Nitrate as nitrogen	µg/L	38,000		43,000	
	Nonvolatile beta	pCi/L	1.1E+02		1.1E+02	
	pH	pH	5.5	J	-	
	Strontium-90	pCi/L	1.4E+01		2.7E+01	
	Technetium-99	pCi/L	1.6E+03		3.7E+03	
	Thorium-234	pCi/L	NA		4.2E+02	
	Trichloroethylene	µg/L	26		33	
	Tritium	pCi/mL	1.7E+03		1.7E+03	
	Zinc	µg/L	27		27	
FSB102C	Aluminum	µg/L	500	J2	560	
	Iodine-129	pCi/L	3.4E+01		3.6E+01	
	Nitrate as nitrogen	µg/L	33,000		35,000	
	Nonvolatile beta	pCi/L	3.6E+02		4.0E+02	
	pH	pH	4.6	J	4.7	J
	Radium-228	pCi/L	6.2E+01		-	
	Strontium-90	pCi/L	1.5E+02		1.1E+02	
	Technetium-99	pCi/L	1.1E+03	Y	2.1E+03	
	Tritium	pCi/mL	9.0E+02		8.1E+02	
	Zinc	µg/L	32		29	
FSB103C	Nitrate as nitrogen	µg/L	27,000		26,000	
	pH	pH	6.0	J	5.9	J
	Technetium-99	pCi/L	-		1.4E+03	
	Tritium	pCi/mL	6.8E+02		6.4E+02	
	Zinc	µg/L	58		54	
FSB104C	Iodine-129	pCi/L	3.4E+00		9.4E+00	
	Nitrate as nitrogen	µg/L	52,000		51,000	
	Nonvolatile beta	pCi/L	5.1E+01		-	
	pH	pH	5.4	J	5.4	J
	Technetium-99	pCi/L	1.6E+03		2.9E+03	
	Tritium	pCi/mL	1.3E+03		1.2E+03	
	Zinc	µg/L	54		59	

Aquifer Zone IIB_1 (Barnwell/McBean)

Well	Constituent	Unit	1Q93	Mod	2Q93	Mod
FSB105C	Aluminum	µg/L	28,000		38,000	
	Americium-241	pCi/L	3.1E+01	Y	6.6E+01	
	Cobalt	µg/L	180		230	
	Curium-243/244	pCi/L	1.8E+01	Y	-	
	Gross alpha	pCi/L	9.7E+02		5.6E+02	
	Iodine-129	pCi/L	5.8E+01		6.0E+01	
	Nitrate as nitrogen	µg/L	200,000		200,000	
	Nonvolatile beta	pCi/L	1.2E+03		1.0E+03	
	pH	pH	3.5	J	3.5	J
	Radium-226	pCi/L	4.4E+01	Y	1.3E+02	
	Radium-228	pCi/L	3.7E+02	Y	3.1E+01	V
	Strontium-89	pCi/L	NA		7.5E+01	
	Strontium-90	pCi/L	NA		4.1E+02	
	Technetium-99	pCi/L	7.2E+03		1.9E+04	
	Thorium-234	pCi/L	NA		6.5E+02	
	Tritium	pCi/mL	1.0E+04		1.0E+04	
	Uranium-233/234	pCi/L	2.0E+02	Y	2.6E+02	
	Uranium-238	pCi/L	2.1E+02	Y	2.8E+02	
	Zinc	µg/L	52		69	
FSB106C	Aluminum	µg/L	2,400		2,800	
	Gross alpha	pCi/L	1.1E+02		2.1E+01	
	Iodine-129	pCi/L	9.0E+01		6.7E+01	
	Nitrate as nitrogen	µg/L	72,000		80,000	
	Nonvolatile beta	pCi/L	1.1E+03		1.1E+03	
	pH	pH	5.7	J	5.7	J
	Radium-228	pCi/L	4.5E+02	Y	-	
	Strontium-90	pCi/L	NA		4.1E+02	
	Technetium-99	pCi/L	1.5E+03		4.2E+03	
	Tritium	pCi/mL	1.9E+03		1.8E+03	
	Zinc	µg/L	-		22	
FSB107C	Iodine-129	pCi/L	2.1E+00		-	
	Nonvolatile beta	pCi/L	6.6E+01		6.4E+01	
	pH	pH	-		6.8	J
	Strontium-90	pCi/L	2.4E+01	Y	2.2E+01	
	Tritium	pCi/mL	1.8E+02		1.9E+02	
FSB110C	Iodine-129	pCi/L	6.7E+00		5.9E+00	
	Nitrate as nitrogen	µg/L	37,000		43,000	
	Nonvolatile beta	pCi/L	5.8E+01		-	
	pH	pH	6.5	J	6.3	J
	Technetium-99	pCi/L	1.1E+03		2.0E+03	
	Tritium	pCi/mL	8.8E+02		8.5E+02	
	Zinc	µg/L	60		54	
FSB111C	pH	pH	5.8	J	5.7	J
FSB112C	Aluminum	µg/L	7,900		6,400	
	Cadmium	µg/L	26		20	
	Cobalt	µg/L	170		140	
	Gross alpha	pCi/L	3.1E+02		2.7E+02	
	Iodine-129	pCi/L	1.5E+02		1.3E+02	
	Nickel	µg/L	51		-	
	Nitrate as nitrogen	µg/L	210,000		200,000	
	Nonvolatile beta	pCi/L	2.0E+03		1.9E+03	
	pH	pH	4.7	J	5.0	J
	Radium-226	pCi/L	8.4E+01	Y	1.1E+02	
	Radium-228	pCi/L	5.4E+02	Y	3.2E+01	V

Aquifer Zone IIB_1 (Barnwell/McBean)

Well	Constituent	Unit	1Q93	Mod	2Q93	Mod
	Strontium-89	pCi/L	2.0E+01	3Y	1.6E+02	
	Strontium-90	pCi/L	6.5E+02	Y	5.9E+02	
	Technetium-99	pCi/L	4.4E+03		1.3E+04	
	Tritium	pCi/mL	6.4E+03		6.5E+03	
	Zinc	µg/L	110		93	
FSB113C	Aluminum	µg/L	340		360	
	pH	pH	11	J	11	J
	Tritium	pCi/mL	4.9E+01		5.2E+01	
FSB114C	pH	pH	5.9	J	6.0	J
FSB115C	Aluminum	µg/L	57		53	
	Bis (2-ethylhexyl) phthalate	µg/L	-		350	
	pH	pH	6.2	J	5.5	J
	Zinc	µg/L	-		21	
FSB116C	pH	pH	5.1	J	5.2	J
FSB120C	Aluminum	µg/L	250		220	
	Gross alpha	pCi/L	-		2.1E+01	
	Iodine-129	pCi/L	6.8E+00		4.5E+00	
	Nitrate as nitrogen	µg/L	44,000		49,000	
	pH	pH	5.9	J	6.0	J
	Technetium-99	pCi/L	1.7E+03		1.9E+03	
	Tritium	pCi/mL	1.4E+03		1.4E+03	
	Zinc	µg/L	28		-	
FSB121C	pH	pH	6.0	J	6.1	J
	Tritium	pCi/mL	8.1E+01		8.7E+01	
FSB122C	Aluminum	µg/L	750		510	
	Gross alpha	pCi/L	-		4.2E+01	
	Iodine-129	pCi/L	6.3E+00		1.0E+01	
	Nitrate as nitrogen	µg/L	56,000		54,000	
	Nonvolatile beta	pCi/L	8.6E+01		7.7E+01	
	pH	pH	4.6	J	4.3	J
	Technetium-99	pCi/L	2.1E+03		3.0E+03	
	Tritium	pCi/mL	1.7E+03		1.7E+03	
	Zinc	µg/L	68		57	
FSB123C	pH	pH	5.4	J	5.7	J

Aquifer Unit IIA (upper Congaree)

Well	Constituent	Unit	1Q93	Mod	2Q93	Mod
FSB 76B	pH	pH	6.7	J	-	
FSB 78B	Tritium	pCi/mL	2.1E+02		2.2E+02	
FSB 87B	pH	pH	5.2	J	6.1	J
	Tritium	pCi/mL	6.3E+01		6.6E+01	

Aquifer Unit IIA (upper Congaree)

Well	Constituent	Unit	1Q93	Mod	2Q93	Mod
FSB 97A	Aluminum	µg/L	81		-	
	Nitrate as nitrogen	µg/L	13,000		12,000	
	Tritium	pCi/mL	3.4E+02		3.3E+02	
FSB 99A	Nonvolatile beta	pCi/L	-		2.4E+02	
	Tritium	pCi/mL	1.2E+02		1.3E+02	
	Zinc	µg/L	-		32	V
FSB100A	Tritium	pCi/mL	1.5E+02		1.4E+02	
FSB101A	Thorium-234	pCi/L	NA		4.4E+02	
FSB112A	Tritium	pCi/mL	3.4E+01		6.4E+01	
FSB113A	Aluminum	µg/L	3,800		3,600	
	pH	pH	11	J	12	J
	Tritium	pCi/mL	7.1E+01		9.0E+01	
FSB114A	Aluminum	µg/L	77		78	
	pH	pH	-		8.9	J
FSB120A	Aluminum	µg/L	1,600		1,300	
	pH	pH	11	J	10	J
	Tritium	pCi/mL	6.9E+01		5.8E+01	

Aquifer Unit IIA (lower Congaree)

Well	Constituent	Unit	1Q93	Mod	2Q93	Mod
FSB 76A	pH	pH	6.5	J	6.7	J
FSB 78A	pH	pH	6.0	J	6.6	J
	Strontium-90	pCi/L	1.9E+01		-	
FSB 79A	pH	pH	6.3	J	6.4	J
FSB 87A	pH	pH	6.0	J	6.7	J

Note: This table presents the highest value for duplicate/replicate results.

[a] - = analyzed but not above the GWPS.
[b] NA = not analyzed.

Table 2. Maximum Levels of Constituents Exceeding the SRS Flag 2 Criteria

Aquifer Zone IIB_2 (Water table)

Well	Constituent	Unit	1Q93	Mod	2Q93	Mod
FSB 76	Aluminum	µg/L	330		150	
	Lead	µg/L	39		32	
	Nitrate as nitrogen	µg/L	–[a]		11,000	
	Technetium-99	pCi/L	1.4E+03		1.8E+03	
	Tritium	pCi/mL	5.6E+02		7.9E+02	
FSB 77	Aluminum	µg/L	33,000		34,000	
	Americium-241	pCi/L	5.0E+01	Y	5.3E+01	
	Cadmium	µg/L	5.3		–	
	Curium-243/244	pCi/L	1.8E+01	Y	3.2E+01	
	Curium-245/246	pCi/L	NA[b]		8.9E+00	
	Gross alpha	pCi/L	2.5E+03		1.7E+03	
	Iodine-129	pCi/L	2.4E+02		2.0E+02	
	Lead	µg/L	29		–	
	Mercury	µg/L	9.1		[illegible]	
	Nitrate as nitrogen	µg/L	150,000		150,000	
	Nonvolatile beta	pCi/L	2.2E+03		1.9E+03	
	Plutonium-238	pCi/L	–		1.0E+02	
	Radium-226	pCi/L	9.0E+01	Y	3.4E+01	
	Radium-228	pCi/L	2.9E+02	Y	4.3E+01	
	Strontium-89	pCi/L	–		1.3E+02	
	Strontium-90	pCi/L	–		4.4E+02	
	Technetium-99	pCi/L	6.7E+03		1.4E+04	
	Tritium	pCi/mL	7.7E+03		6.6E+03	
	Uranium-233/234	pCi/L	6.0E+02	3Y	6.5E+02	
	Uranium-235	pCi/L	3.2E+01	Y	2.7E+01	
	Uranium-238	pCi/L	5.1E+02	3Y	7.3E+02	
FSB 78	Actinium-228	pCi/L	NA		5.6E+01	
	Aluminum	µg/L	83,000		71,000	
	Americium-241	pCi/L	1.2E+02	Y	9.2E+01	
	Cadmium	µg/L	36		32	
	Cesium-137	pCi/L	2.5E+02	Y	2.7E+02	
	Curium-243/244	pCi/L	6.6E+01	Y	1.1E+02	
	Curium-245/246	pCi/L	NA		8.9E+00	
	Gross alpha	pCi/L	1.6E+03		1.5E+03	
	Iodine-129	pCi/L	1.8E+02		7.7E+01	
	Nitrate as nitrogen	µg/L	3.0E+06		270,000	
	Nonvolatile beta	pCi/L	3.7E+03		3.4E+03	
	Plutonium-238	pCi/L	–		2.6E+02	
	Radium-228	pCi/L	3.7E+02	Y	–	
	Strontium-89	pCi/L	–		3.1E+02	
	Strontium-90	pCi/L	–		9.8E+02	
	Technetium-99	pCi/L	1.4E+04	Y	2.8E+05	
	Thorium-234	pCi/L	NA		4.6E+02	
	Tritium	pCi/mL	1.5E+04		1.3E+04	
	Uranium-233/234	pCi/L	2.0E+02	Y	1.9E+02	
	Uranium-235	pCi/L	1.9E+01	Y	1.6E+01	
	Uranium-238	pCi/L	9.3E+02	Y	7.8E+02	
FSB 79	Aluminum	µg/L	34,000		30,000	
	Americium-241	pCi/L	3.6E+01	Y	5.3E+01	
	Cobalt	µg/L	260		280	
	Curium-243/244	pCi/L	5.6E+01	Y	1.2E+02	
	Curium-245/246	pCi/L	NA		7.9E+00	

Aquifer Zone IIB_2 (Water table)

Well	Constituent	Unit	1Q93	Mod	2Q93	Mod
	Gross alpha	pCi/L	1.0E+03		6.4E+02	
	Iodine-129	pCi/L	6.1E+01		6.5E+01	
	Nitrate as nitrogen	µg/L	170,000		230,000	
	Nonvolatile beta	pCi/L	8.3E+02		7.7E+02	
	Radium-226	pCi/L	2.1E+01	Y	3.5E+01	
	Radium-228	pCi/L	4.3E+01	Y	-	
	Strontium-89	pCi/L	-		5.4E+01	
	Strontium-90	pCi/L	-		2.6E+02	
	Technetium-99	pCi/L	6.3E+03		1.6E+04	
	Tritium	pCi/mL	8.6E+03		1.0E+04	
	Uranium-233/234	pCi/L	1.6E+02	Y	1.9E+02	
	Uranium-238	pCi/L	3.6E+02	Y	4.0E+02	
FSB 87D	Aluminum	µg/L	900		900	
	Gross alpha	pCi/L	7.0E+01		7.3E+01	
	Iodine-129	pCi/L	6.0E+00		-	
	Technetium-99	pCi/L	-		1.3E+03	
	Tritium	pCi/mL	7.1E+01		7.0E+01	
	Uranium-233/234	pCi/L	3.6E+01		2.9E+01	
	Uranium-238	pCi/L	7.3E+01		6.7E+01	
FSB 88D	Aluminum	µg/L	6,200		3,200	
	Americium-241	pCi/L	9.6E+00	Y	-	
	Curium-243/244	pCi/L	2.2E+01	Y	2.0E+01	
	Gross alpha	pCi/L	1.2E+02		1.5E+02	
	Iodine-129	pCi/L	1.7E+02		1.5E+02	
	Mercury	µg/L	20		32	
	Nitrate as nitrogen	µg/L	48,000		59,000	
	Nonvolatile beta	pCi/L	2.6E+02		3.4E+02	
	Radium-228	pCi/L	8.0E+01	Y	-	
	Strontium-90	pCi/L	-		1.7E+02	
	Technetium-99	pCi/L	2.8E+03		4.3E+03	
	Tritium	pCi/mL	2.9E+03		1.8E+03	
	Uranium-233/234	pCi/L	6.2E+01	Y	4.2E+01	
	Uranium-238	pCi/L	8.4E+01	Y	5.4E+01	
FSB 89D	Aluminum	µg/L	4,100		4,300	
	Americium-241	pCi/L	6.4E+00	Y	7.5E+00	
	Gross alpha	pCi/L	1.5E+02		1.7E+02	
	Iodine-129	pCi/L	1.0E+02		7.5E+01	
	Mercury	µg/L	5.6		8.6	
	Nitrate as nitrogen	µg/L	35,000		30,000	
	Nonvolatile beta	pCi/L	5.3E+02		4.7E+02	
	Radium-228	pCi/L	9.1E+01	Y	-	
	Strontium-89	pCi/L	-		6.0E+01	
	Strontium-90	pCi/L	3.7E+01	Y	2.3E+02	
	Technetium-99	pCi/L	1.2E+03	Y	2.6E+03	
	Trichlorofluoromethane	µg/L	14		16	
	Tritium	pCi/mL	1.1E+03		1.0E+03	
	Uranium-233/234	pCi/L	6.2E+01	Y	5.7E+01	
	Uranium-238	pCi/L	5.4E+01	Y	7.2E+01	
FSB 90D	Aluminum	µg/L	15,000		11,000	
	Americium-241	pCi/L	6.5E+00	Y	--	
	Cadmium	µg/L	5.5		-	
	Gross alpha	pCi/L	7.7E+02		3.9E+02	
	Iodine-129	pCi/L	2.1E+02		1.3E+02	
	Lead	µg/L	40		19	
	Mercury	µg/L	12		11	

Aquifer Zone IIB_2 (Water table)

Well	Constituent	Unit	1Q93	Mod	2Q93	Mod
	Nitrate as nitrogen	µg/L	74,000		57,000	
	Nonvolatile beta	pCi/L	1.2E+03		6.8E+02	
	Radium-228	pCi/L	1.7E+02	Y	-	
	Strontium-90	pCi/L	-		3.4E+02	
	Technetium-99	pCi/L	3.8E+03	Y	6.2E+03	
	Tritium	pCi/mL	3.4E+03		2.2E+03	
	Uranium-233/234	pCi/L	2.2E+02	Y	1.4E+02	
	Uranium-238	pCi/L	2.6E+02	Y	1.6E+02	
FSB 91D	Aluminum	µg/L	15,000		11,000	
	Gross alpha	pCi/L	2.4E+02		1.9E+02	
	Iodine-129	pCi/L	5.3E+01		4.3E+01	
	Nitrate as nitrogen	µg/L	-		42,000	
	Nonvolatile beta	pCi/L	3.6E+02		3.1E+02	
	Radium-226	pCi/L	-		4.1E+01	
	Radium-228	pCi/L	2.5E+01		-	
	Strontium-90	pCi/L	-		1.6E+02	
	Technetium-99	pCi/L	1.7E+03		3.6E+03	
	Tritium	pCi/mL	1.8E+03		2.1E+03	
	Uranium-233/234	pCi/L	7.3E+01		5.6E+01	
	Uranium-238	pCi/L	1.0E+02		8.2E+01	
FSB 92D	Aluminum	µg/L	62,000		76,000	
	Americium-241	pCi/L	9.1E+00	Y	-	
	Cadmium	µg/L	19		11	
	Gross alpha	pCi/L	4.3E+02		6.4E+02	
	Iodine-129	pCi/L	1.3E+02		9.1E+01	
	Nitrate as nitrogen	µg/L	1.3E+06		280,000	
	Nonvolatile beta	pCi/L	3.1E+03		1.7E+03	
	Radium-226	pCi/L	3.2E+01	Y	9.9E+01	
	Radium-228	pCi/L	6.0E+02	Y	6.9E+01	
	Strontium-89	pCi/L	-		1.9E+02	
	Strontium-90	pCi/L	-		6.3E+02	
	Technetium-99	pCi/L	1.7E+04	Y	3.2E+04	
	Tritium	pCi/mL	1.8E+04		1.8E+04	
	Uranium-233/234	pCi/L	6.7E+01	Y	1.1E+02	
	Uranium-238	pCi/L	7.0E+01	Y	1.2E+02	
FSB 93D	Aluminum	µg/L	28,000		36,000	
	Americium-241	pCi/L	6.9E+00	Y	1.0E+01	
	Cadmium	µg/L	24		18	
	Curium-243/244	pCi/L	-		9.6E+00	
	Gross alpha	pCi/L	4.3E+02		3.4E+02	
	Iodine-129	pCi/L	5.1E+01		2.5E+01	
	Nitrate as nitrogen	µg/L	310,000		150,000	
	Nonvolatile beta	pCi/L	2.6E+03		2.3E+03	
	Radium-228	pCi/L	2.8E+02	Y	-	
	Strontium-90	pCi/L	-		1.6E+03	
	Technetium-99	pCi/L	9.4E+03		2.1E+04	
	Tritium	pCi/mL	1.3E+04		1.2E+04	
	Uranium-233/234	pCi/L	4.0E+01	Y	6.7E+01	
	Uranium-238	pCi/L	6.7E+01	Y	1.1E+02	
FSB 94DR	Actinium-228	pCi/L	NA		1.0E+02	
	Aluminum	µg/L	130,000		110,000	
	Americium-241	pCi/L	8.6E+01		1.3E+02	
	Cadmium	µg/L	-		5.3	
	Cesium-137	pCi/L	3.5E+02		3.8E+02	
	Cobalt	µg/L	79		60	

Aquifer Zone IIB_2 (Water table)

Well	Constituent	Unit	1Q93	Mod	2Q93	Mod
	Curium-243/244	pCi/L	8.5E+01		2.8E+02	
	Curium-245/246	pCi/L	NA		2.3E+01	
	Gross alpha	pCi/L	2.3E+03		2.0E+03	
	Iodine-129	pCi/L	1.7E+02		7.5E+00	
	Mercury	µg/L	2.2		-	
	Nitrate as nitrogen	µg/L	370,000		340,000	
	Nonvolatile beta	pCi/L	1.9E+03		1.5E+03	
	Radium-228	pCi/L	3.5E+02		9.0E+01	
	Strontium-89	pCi/L	-		4.8E+01	
	Strontium-90	pCi/L	-		3.2E+02	
	Technetium-99	pCi/L	1.7E+04		3.4E+04	
	Thorium-234	pCi/L	NA		6.2E+02	
	Tritium	pCi/mL	2.5E+04		2.1E+04	
	Uranium-233/234	pCi/L	6.4E+02	3	4.8E+02	
	Uranium-235	pCi/L	4.7E+01	3	3.1E+01	
	Uranium-238	pCi/L	1.2E+03	3	9.0E+02	
FSB 95DR	Actinium-228	pCi/L	NA		4.3E+01	
	Aluminum	µg/L	92,000		83,000	
	Americium-241	pCi/L	1.4E+02	3Y	1.4E+02	
	Cesium-137	pCi/L	5.9E+02	Y	5.5E+02	
	Cobalt	µg/L	43		46	
	Curium-243/244	pCi/L	8.0E+01	3Y	1.7E+02	
	Curium-245/246	pCi/L	NA		8.4E+00	
	Gross alpha	pCi/L	2.7E+03		2.9E+03	
	Iodine-129	pCi/L	1.8E+02		4.8E+00	
	Lead	µg/L	51		17	
	Nitrate as nitrogen	µg/L	410,000		410,000	
	Nonvolatile beta	pCi/L	1.8E+03		1.6E+03	
	Radium-228	pCi/L	1.3E+02	Y	5.0E+01	V
	Strontium-90	pCi/L	-		2.9E+02	
	Technetium-99	pCi/L	1.7E+04		4.0E+04	
	Thorium-234	pCi/L	NA		6.0E+02	
	Tritium	pCi/mL	2.4E+04		2.2E+04	
	Uranium-233/234	pCi/L	6.6E+02	3Y	5.3E+02	
	Uranium-235	pCi/L	5.4E+01	3Y	3.6E+01	
	Uranium-238	pCi/L	1.6E+03	3Y	1.3E+03	
FSB 97D	Aluminum	µg/L	76,000		84,000	
	Americium-241	pCi/L	8.6E+01		8.8E+01	
	Cadmium	µg/L	6.9		-	
	Cobalt	µg/L	65		99	
	Curium-243/244	pCi/L	3.8E+01		8.8E+01	
	Curium-245/246	pCi/L	NA		1.2E+01	
	Gross alpha	pCi/L	1.8E+03		2.3E+03	
	Iodine-129	pCi/L	1.1E+02		6.7E+01	
	Lead	µg/L	130		71	
	Nitrate as nitrogen	µg/L	380,000		430,000	
	Nonvolatile beta	pCi/L	1.9E+03		1.5E+03	
	Radium-226	pCi/L	-		1.0E+02	
	Radium-228	pCi/L	3.0E+02		5.1E+01	
	Strontium-90	pCi/L	-		5.0E+02	
	Technetium-99	pCi/L	8.9E+03		3.3E+04	
	Tritium	pCi/mL	2.1E+04		2.3E+04	
	Uranium-233/234	pCi/L	2.4E+02		3.9E+02	
	Uranium-235	pCi/L	1.7E+01		2.7E+01	
	Uranium-238	pCi/L	5.6E+02		9.0E+02	

Aquifer Zone IIB_2 (Water table)

Well	Constituent	Unit	1Q93	Mod	2Q93	Mod
FSB 98D	Aluminum	µg/L	31,000		34,000	
	Americium-241	pCi/L	3.2E+01		2.9E+01	
	Cadmium	µg/L	7.0		11	
	Cobalt	µg/L	81		84	
	Curium-243/244	pCi/L	2.0E+01		3.1E+01	
	Curium-245/246	pCi/L	NA		7.2E+00	
	Gross alpha	pCi/L	1.6E+03		1.7E+03	
	Iodine-129	pCi/L	4.9E+01		4.6E+01	
	Lead	µg/L	27		-	
	Nitrate as nitrogen	µg/L	150,000		140,000	
	Nonvolatile beta	pCi/L	1.1E+03		1.0E+03	
	Radium-226	pCi/L	-		2.3E+01	
	Radium-228	pCi/L	1.1E+02		5.4E+01	V
	Strontium-89	pCi/L	-		8.5E+01	
	Strontium-90	pCi/L	8.2E+00	3	2.3E+02	
	Technetium-99	pCi/L	7.0E+03		1.5E+04	
	Thorium-234	pCi/L	NA		1.3E+03	
	Tritium	pCi/mL	6.6E+03		7.2E+03	
	Uranium-233/234	pCi/L	4.1E+02	3	4.3E+02	
	Uranium-235	pCi/L	3.2E+01	3	2.8E+01	
	Uranium-238	pCi/L	8.7E+02	3	9.2E+02	
FSB 99D	Aluminum	µg/L	190		130	
	Tritium	pCi/mL	3.5E+01		4.4E+01	
FSB104D	Aluminum	µg/L	33,000		33,000	
	Americium-241	pCi/L	1.2E+01	3	9.9E+00	
	Curium-243/244	pCi/L	-		9.0E+00	
	Gross alpha	pCi/L	7.0E+02		5.4E+02	
	Iodine-129	pCi/L	3.0E+01		3.7E+00	
	Methylene chloride	µg/L	-		5.2	
	Nitrate as nitrogen	µg/L	82,000		81,000	
	Nonvolatile beta	pCi/L	5.7E+02		6.3E+02	
	Radium-226	pCi/L	-		2.1E+01	
	Radium-228	pCi/L	1.2E+02		-	
	Strontium-89	pCi/L	-		3.1E+01	
	Strontium-90	pCi/L	-		1.6E+02	
	Technetium-99	pCi/L	5.3E+03	Y	9.6E+03	
	Tritium	pCi/mL	4.9E+03		4.7E+03	
	Uranium-233/234	pCi/L	1.9E+02		2.5E+02	
	Uranium-238	pCi/L	2.7E+02		3.1E+02	
FSB105DR	Aluminum	µg/L	66,000		66,000	
	Americium-241	pCi/L	4.0E+01	Y	3.4E+01	
	Cobalt	µg/L	460		460	
	Curium-243/244	pCi/L	3.1E+01	Y	3.4E+01	
	Curium-245/246	pCi/L	NA		3.4E+01	
	Gross alpha	pCi/L	3.3E+03		2.8E+03	
	Iodine-129	pCi/L	1.2E+02		9.6E+01	
	Nitrate as nitrogen	µg/L	310,000		300,000	
	Nonvolatile beta	pCi/L	1.5E+03		1.5E+03	
	Radium-226	pCi/L	-		2.4E+01	
	Radium-228	pCi/L	-		9.1E+01	V
	Strontium-90	pCi/L	-		3.3E+02	
	Technetium-99	pCi/L	1.2E+04		3.2E+04	
	Thorium-234	pCi/L	NA		1.6E+03	
	Tritium	pCi/mL	1.7E+04		1.6E+04	

Aquifer Zone IIB_2 (Water table)

Well	Constituent	Unit	1Q93	Mod	2Q93	Mod
	Uranium-233/234	pCi/L	1.1E+03	Y3	1.1E+03	
	Uranium-235	pCi/L	6.9E+01	Y3	6.5E+01	
	Uranium-238	pCi/L	1.4E+03	Y3	1.5E+03	
FSB106D	Aluminum	µg/L	77		-	
	Lead	µg/L	53		40	
	Thorium-234	pCi/L	NA		4.5E+02	
FSB107D	Aluminum	µg/L	2,000		1,400	
	Gross alpha	pCi/L	1.2E+02		9.9E+01	
	Iodine-129	pCi/L	2.9E+01		1.9E+01	
	Nitrate as nitrogen	µg/L	11,000		11,000	
	Nonvolatile beta	pCi/L	1.5E+02		1.1E+02	
	Radium-228	pCi/L	3.2E+01	Y	-	
	Strontium-90	pCi/L	4.6E+01	Y	3.7E+01	
	Tritium	pCi/mL	1.7E+02		2.2E+02	
	Uranium-233/234	pCi/L	4.5E+01	Y	3.9E+01	
	Uranium-238	pCi/L	5.1E+01	Y	4.8E+01	
FSB108D	Aluminum	µg/L	440		130	
	Lead	µg/L	24		-	
FSB109D	Aluminum	µg/L	56		-	
	Lead	µg/L	26		-	
	Thorium-234	pCi/L	NA		5.5E+02	
FSB110D	Aluminum	µg/L	52,000		49,000	
	Americium-241	pCi/L	4.2E+01	Y	4.6E+01	
	Curium-243/244	pCi/L	4.2E+01	Y	8.2E+01	
	Gross alpha	pCi/L	1.2E+03		8.3E+02	
	Iodine-129	pCi/L	3.0E+02		3.7E+02	
	Nitrate as nitrogen	µg/L	270,000		280,000	
	Nonvolatile beta	pCi/L	6.8E+02		6.5E+02	
	Radium-226	pCi/L	-		1.0E+02	
	Radium-228	pCi/L	1.7E+02	Y	3.5E+01	V
	Strontium-89	pCi/L	-		3.7E+01	
	Strontium-90	pCi/L	-		1.7E+02	
	Technetium-99	pCi/L	1.7E+04		2.9E+04	
	Thorium-234	pCi/L	NA		4.4E+02	
	Tritium	pCi/mL	1.6E+04		1.5E+04	
	Uranium-233/234	pCi/L	1.3E+02	3Y	2.0E+02	
	Uranium-238	pCi/L	4.0E+02	3Y	5.9E+02	
FSB111D	Nitrate as nitrogen	µg/L	-		14,000	
FSB112D	Aluminum	µg/L	21,000		29,000	
	Cadmium	µg/L	-		5.9	
	Cobalt	µg/L	49		71	
	Gross alpha	pCi/L	4.6E+02		2.6E+02	
	Iodine-129	pCi/L	1.2E+02		4.1E+00	
	Nitrate as nitrogen	µg/L	230,000		240,000	
	Nonvolatile beta	pCi/L	3.7E+03		3.8E+03	
	Radium-226	pCi/L	1.2E+02	Y	1.2E+02	
	Radium-228	pCi/L	1.1E+03	Y	4.6E+01	V
	Strontium-89	pCi/L	-		1.8E+02	
	Strontium-90	pCi/L	-		1.4E+03	
	Technetium-99	pCi/L	7.0E+03		1.8E+04	
	Tritium	pCi/mL	9.8E+03		1.0E+04	

Aquifer Zone IIB_2 (Water table)

Well	Constituent	Unit	1Q93	Mod	2Q93	Mod
FSB114D	Strontium-89	pCi/L	6.4E+01	2	-	
FSB115D	Aluminum	µg/L	200		1,600	
	Bis (2-ethylhexyl) phthalate	µg/L	-		89	
FSB116D	Aluminum	µg/L	360		4,300	
	Lead	µg/L	40		47	
	Technetium-99	pCi/L	NA		3.8E+03	
FSB117D	Aluminum	µg/L	30,000		23,000	
	Americium-241	pCi/L	1.3E+01	Y	9.4E+00	
	Gross alpha	pCi/L	1.1E+03		8.5E+02	
	Iodine-129	pCi/L	4.2E+01		4.0E+01	
	Nitrate as nitrogen	µg/L	68,000		59,000	
	Nonvolatile beta	pCi/L	7.4E+02		6.3E+02	
	Radium-228	pCi/L	8.4E+01	Y	-	
	Strontium-89	pCi/L	-		2.6E+01	
	Strontium-90	pCi/L	-		1.8E+02	
	Technetium-99	pCi/L	3.3E+03		6.4E+03	
	Tritium	pCi/mL	4.4E+03		3.4E+03	
	Uranium-233/234	pCi/L	6.1E+02	3Y	3.6E+02	
	Uranium-235	pCi/L	3.0E+01	3Y	1.8E+01	
	Uranium-238	pCi/L	6.2E+02	3Y	3.7E+02	
FSB118D	Aluminum	µg/L	70		-	
FSB119D	Aluminum	µg/L	110,000		89,000	
	Americium-241	pCi/L	1.8E+01	Y	1.4E+01	
	Cadmium	µg/L	5.4		-	
	Cobalt	µg/L	44		50	
	Gross alpha	pCi/L	2.0E+03		1.3E+03	
	Iodine-129	pCi/L	1.4E+02		9.1E+01	
	Lead	µg/L	18		17	
	Nitrate as nitrogen	µg/L	270,000		260,000	
	Nonvolatile beta	pCi/L	1.5E+03		1.3E+03	
	Radium-226	pCi/L	4.8E+01	Y	4.4E+01	
	Radium-228	pCi/L	2.7E+02	Y	3.2E+01	V
	Strontium-89	pCi/L	-		8.0E+01	
	Strontium-90	pCi/L	-		5.4E+02	
	Technetium-99	pCi/L	9.2E+03		1.2E+04	
	Thorium-234	pCi/L	NA		1.1E+03	
	Tritium	pCi/mL	1.5E+04		1.0E+04	
	Uranium-233/234	pCi/L	7.4E+02	3Y	5.4E+02	
	Uranium-235	pCi/L	3.9E+01	3Y	2.7E+01	
	Uranium-238	pCi/L	7.6E+02	3Y	5.4E+02	
FSB120D	Aluminum	µg/L	100		250	
	pH	pH	10	J	-	
FSB121DR	Aluminum	µg/L	3,500		3,800	
	Gross alpha	pCi/L	5.1E+01		3.0E+01	
	Iodine-129	pCi/L	5.4E+00		-	
	Lead	µg/L	43		76	
	Nonvolatile beta	pCi/L	1.4E+02		1.5E+02	
	Radium-226	pCi/L	-		2.3E+01	
	Strontium-90	pCi/L	4.6E+01	Y	4.9E+01	
	Technetium-99	pCi/L	-		1.1E+03	
	Tritium	pCi/mL	3.7E+02		4.0E+02	

Aquifer Zone IIB_2 (Water table)

Well	Constituent	Unit	1Q93	Mod	2Q93	Mod
FSB122D	Aluminum	µg/L	94		90	
	Tritium	pCi/mL	2.5E+02		2.9E+02	
FSB123D	Aluminum	µg/L	50		-	

Aquifer Zone IIB_1 (Barnwell/McBean)

Well	Constituent	Unit	1Q93	Mod	2Q93	Mod
FSB 78C	Aluminum	µg/L	8,900		13,000	
	Cadmium	µg/L	11		14	
	Cobalt	µg/L	190		280	
	Gross alpha	pCi/L	2.5E+02		1.3E+02	
	Iodine-129	pCi/L	1.1E+02		9.6E+01	
	Nickel	µg/L	-		110	
	Nitrate as nitrogen	µg/L	2.8E+06		280,000	
	Nonvolatile beta	pCi/L	1.5E+03		1.0E+03	
	Plutonium-238	pCi/L	-		5.3E+01	
	Radium-226	pCi/L	3.0E+01	Y	3.8E+01	
	Radium-228	pCi/L	4.7E+02	Y	-	
	Strontium-89	pCi/L	-		1.2E+02	
	Strontium-90	pCi/L	5.2E+02	Y	6.9E+02	
	Technetium-99	pCi/L	8.4E+03	Y	1.6E+04	
	Tritium	pCi/mL	8.1E+03		8.2E+03	
	Uranium-233/234	pCi/L	3.6E+01	Y	3.3E+01	
	Uranium-238	pCi/L	4.2E+01	Y	3.8E+01	
FSB 79C	Aluminum	µg/L	26,000		25,000	
	Americium-241	pCi/L	2.4E+01	Y	2.1E+01	
	Cadmium	µg/L	18		17	
	Cobalt	µg/L	51		56	
	Curium-243/244	pCi/L	1.7E+01	Y	2.8E+01	
	Gross alpha	pCi/L	6.9E+02		5.1E+02	
	Iodine-129	pCi/L	4.8E+01		4.2E+01	
	Nitrate as nitrogen	µg/L	150,000		150,000	
	Nonvolatile beta	pCi/L	2.6E+03		2.3E+03	
	Plutonium-238	pCi/L	-		1.1E+01	
	Radium-226	pCi/L	4.3E+01	Y	4.3E+01	
	Radium-228	pCi/L	2.0E+02	2Y	-	
	Strontium-89	pCi/L	-		1.1E+02	
	Strontium-90	pCi/L	-		1.0E+03	
	Technetium-99	pCi/L	6.7E+03		1.3E+04	
	Tritium	pCi/mL	7.6E+03		7.4E+03	
	Uranium-233/234	pCi/L	2.1E+02	Y	2.1E+02	
	Uranium-238	pCi/L	2.3E+02	Y	2.3E+02	
FSB 87C	Technetium-99	pCi/L	-		1.1E+03	
	Tritium	pCi/mL	4.8E+02		4.8E+02	
FSB 88C	Tetrachloroethylene	µg/L	7.5		-	
	Trichloroethylene	µg/L	5.8		-	
	Tritium	pCi/mL	2.4E+01		2.2E+01	
FSB 90C	Aluminum	µg/L	93		97	
	Iodine-129	pCi/L	3.4E+00		-	
	Nitrate as nitrogen	µg/L	14,000		-	

Aquifer Zone IIB_1 (Barnwell/McBean)

Well	Constituent	Unit	1Q93	Mod	2Q93	Mod
	Technetium-99	pCi/L	-		1.3E+03	
	Tritium	pCi/mL	6.5E+02		6.5E+02	
FSB 91C	Aluminum	µg/L	7,500		7,300	
	Gross alpha	pCi/L	6.3E+01		4.1E+01	
	Iodine-129	pCi/L	4.4E+01		2.9E+01	
	Nitrate as nitrogen	µg/L	37,000		34,000	
	Nonvolatile beta	pCi/L	8.9E+02		7.3E+02	
	Radium-226	pCi/L	2.4E+01		-	
	Radium-228	pCi/L	7.7E+01		-	
	Strontium-89	pCi/L	-		5.2E+01	
	Strontium-90	pCi/L	-		3.3E+02	
	Technetium-99	pCi/L	-		1.7E+03	
	Tritium	pCi/mL	9.5E+02		7.5E+02	
FSB 93C	Aluminum	µg/L	-		56	
	Iodine-129	pCi/L	7.0E+00		3.8E+00	
	Nitrate as nitrogen	µg/L	44,000		49,000	
	Technetium-99	pCi/L	1.3E+03		3.6E+03	
	Tritium	pCi/mL	1.5E+03		1.6E+03	
FSB 94C	Aluminum	µg/L	33,000		30,000	
	Cadmium	µg/L	18		16	
	Cobalt	µg/L	470		410	
	Gross alpha	pCi/L	2.5E+02		1.9E+02	
	Iodine-129	pCi/L	1.2E+02		1.0E+02	
	Nickel	µg/L	130		-	
	Nitrate as nitrogen	µg/L	310,000		140,000	
	Nonvolatile beta	pCi/L	2.4E+03		2.2E+03	
	Radium-226	pCi/L	3.3E+01		2.4E+01	
	Radium-228	pCi/L	4.0E+02		-	
	Strontium-90	pCi/L	2.5E+02		1.1E+03	
	Technetium-99	pCi/L	8.2E+03		1.8E+04	
	Tritium	pCi/mL	1.0E+04		1.0E+04	
FSB 95CR	Aluminum	µg/L	31,000		32,000	
	Americium-241	pCi/L	8.3E+00	Y	8.4E+00	
	Cadmium	µg/L	12		12	
	Cobalt	µg/L	350		350	
	Curium-243/244	pCi/L	-		1.3E+01	
	Gross alpha	pCi/L	8.2E+02		7.3E+02	
	Iodine-129	pCi/L	8.7E+01		1.1E+02	
	Nitrate as nitrogen	µg/L	260,000		270,000	
	Nonvolatile beta	pCi/L	2.0E+03		1.7E+03	
	Radium-226	pCi/L	8.4E+01	Y	4.3E+01	
	Radium-228	pCi/L	3.1E+02	Y	2.3E+01	V
	Strontium-89	pCi/L	-		1.5E+02	
	Strontium-90	pCi/L	-		6.7E+02	
	Technetium-99	pCi/L	7.2E+03		1.7E+04	
	Tritium	pCi/mL	8.3E+03		9.2E+03	
	Uranium-233/234	pCi/L	3.6E+02	Y	2.3E+02	
	Uranium-235	pCi/L	1.9E+01	Y	-	
	Uranium-238	pCi/L	4.2E+02	Y	2.7E+02	
FSB 97C	Actinium-228	pCi/L	NA		6.2E+01	
	Aluminum	µg/L	89,000		61,000	
	Americium-241	pCi/L	5.5E+01		5.0E+01	
	Cobalt	µg/L	460		290	
	Curium-243/244	pCi/L	3.4E+01		4.9E+01	

Aquifer Zone iiB$_1$ (Barnwell/McBean)

Well	Constituent	Unit	1Q93	Mod	2Q93	Mod
	Curium-245/246	pCi/L	NA		2.3E+01	
	Gross alpha	pCi/L	1.3E+03		1.3E+03	
	Iodine-129	pCi/L	1.1E+02		8.7E+01	
	Nitrate as nitrogen	µg/L	340,000		180,000	
	Nonvolatile beta	pCi/L	1.5E+03		1.4E+03	
	Radium-226	pCi/L	3.1E+01		-	
	Radium-228	pCi/L	2.0E+02		-	
	Strontium-89	pCi/L	-		4.7E+01	
	Strontium-90	pCi/L	-		2.7E+02	
	Technetium-99	pCi/L	1.4E+04		3.2E+04	
	Tritium	pCi/mL	1.8E+04		1.9E+04	
	Uranium-233/234	pCi/L	5.2E+02		5.1E+02	
	Uranium-235	pCi/L	3.6E+01		2.6E+01	
	Uranium-238	pCi/L	6.3E+02		6.4E+02	
FSB 98C	Aluminum	µg/L	35,000		42,000	
	Americium-241	pCi/L	7.8E+01	Y	7.1E+01	
	Cobalt	µg/L	180		230	
	Curium-243/244	pCi/L	4.1E+01	Y	6.9E+01	
	Curium-245/246	pCi/L	NA		1.4E+01	
	Gross alpha	pCi/L	1.9E+03		1.9E+03	
	Iodine-129	pCi/L	7.3E+01		7.9E+01	
	Nitrate as nitrogen	µg/L	330,000		280,000	
	Nonvolatile beta	pCi/L	1.4E+03		1.5E+03	
	Radium-226	pCi/L	5.5E+01	Y	8.8E+01	
	Radium-228	pCi/L	2.9E+02	Y	-	
	Strontium-89	pCi/L	-		1.1E+02	
	Strontium-90	pCi/L	-		4.7E+02	
	Technetium-99	pCi/L	1.1E+04		3.0E+04	
	Thorium-234	pCi/L	NA		7.1E+02	
	Tritium	pCi/mL	1.7E+04		1.6E+04	
	Uranium-233/234	pCi/L	5.6E+02	3Y	5.0E+02	
	Uranium-235	pCi/L	3.2E+01	3Y	3.0E+01	
	Uranium-238	pCi/L	7.7E+02	3Y	6.6E+02	
FSB 99C	Aluminum	µg/L	170		180	
	Bis (2-ethylhexyl) phthalate	µg/L	280		-	
	Gross alpha	pCi/L	2.4E+01		2.2E+01	
	Iodine-129	pCi/L	1.1E+01		8.1E+00	
	Nitrate as nitrogen	µg/L	38,000		43,000	
	Nonvolatile beta	pCi/L	1.1E+02		1.1E+02	
	Strontium-90	pCi/L	1.4E+01		2.7E+01	
	Technetium-99	pCi/L	1.6E+03		3.7E+03	
	Thorium-234	pCi/L	NA		4.2E+02	
	Trichloroethylene	µg/L	26		33	
	Tritium	pCi/mL	1.7E+03		1.7E+03	
FSB102C	Aluminum	µg/L	500	J2	560	
	Iodine-129	pCi/L	3.4E+01		3.6E+01	
	Nitrate as nitrogen	µg/L	33,000		35,000	
	Nonvolatile beta	pCi/L	3.6E+02		4.0E+02	
	Radium-228	pCi/L	6.2E+01		-	
	Strontium-90	pCi/L	1.5E+02		1.1E+02	
	Technetium-99	pCi/L	1.1E+03	Y	2.1E+03	
	Tritium	pCi/mL	9.0E+02		8.1E+02	

Aquifer Zone IIB_1 (Barnwell/McBean)

Well	Constituent	Unit	1Q93	Mod	2Q93	Mod
FSB103C	Nitrate as nitrogen	µg/L	27,000		26,000	
	Technetium-99	pCi/L	-		1.4E+03	
	Tritium	pCi/mL	6.8E+02		6.4E+02	
FSB104C	Iodine-129	pCi/L	3.4E+00		9.4E+00	
	Nitrate as nitrogen	µg/L	52,000		51,000	
	Nonvolatile beta	pCi/L	5.1E+01		-	
	Technetium-99	pCi/L	1.6E+03		2.9E+03	
	Tritium	pCi/mL	1.3E+03		1.2E+03	
FSB105C	Aluminum	µg/L	28,000		38,000	
	Americium-241	pCi/L	3.1E+01	Y	6.6E+01	
	Cadmium	µg/L	-		6.3	
	Cobalt	µg/L	180		230	
	Curium-243/244	pCi/L	1.8E+01	Y	-	
	Gross alpha	pCi/L	9.7E+02		5.6E+02	
	Iodine-129	pCi/L	5.8E+01		6.0E+01	
	Nitrate as nitrogen	µg/L	200,000		200,000	
	Nonvolatile beta	pCi/L	1.2E+03		1.0E+03	
	Radium-226	pCi/L	4.4E+01	Y	1.3E+02	
	Radium-228	pCi/L	3.7E+02	Y	3.1E+01	V
	Strontium-89	pCi/L	-		7.5E+01	
	Strontium-90	pCi/L	-		4.1E+02	
	Technetium-99	pCi/L	7.2E+03		1.9E+04	
	Thorium-234	pCi/L	NA		6.5E+02	
	Tritium	pCi/mL	1.0E+04		1.0E+04	
	Uranium-233/234	pCi/L	2.0E+02	Y	2.6E+02	
	Uranium-238	pCi/L	2.1E+02	Y	2.8E+02	
FSB106C	Aluminum	µg/L	2,400		2,800	
	Cadmium	µg/L	5.4		7.0	
	Cobalt	µg/L	-		40	
	Gross alpha	pCi/L	1.1E+02		2.1E+01	
	Iodine-129	pCi/L	9.0E+01		6.7E+01	
	Nitrate as nitrogen	µg/L	72,000		80,000	
	Nonvolatile beta	pCi/L	1.1E+03		1.1E+03	
	Radium-228	pCi/L	4.5E+02	Y	-	
	Strontium-90	pCi/L	-		4.1E+02	
	Technetium-99	pCi/L	1.5E+03		4.2E+03	
	Tritium	pCi/mL	1.9E+03		1.8E+03	
FSB107C	Iodine-129	pCi/L	2.1E+00		-	
	Nonvolatile beta	pCi/L	6.6E+01		6.4E+01	
	Strontium-90	pCi/L	2.4E+01	Y	2.2E+01	
	Tritium	pCi/mL	1.8E+02		1.9E+02	
FSB110C	Iodine-129	pCi/L	6.7E+00		5.9E+00	
	Nitrate as nitrogen	µg/L	37,000		43,000	
	Nonvolatile beta	pCi/L	5.8E+01		-	
	Technetium-99	pCi/L	1.1E+03		2.0E+03	
	Tritium	pCi/mL	8.8E+02		8.5E+02	
FSB112C	Aluminum	µg/L	7,900		6,400	
	Cadmium	µg/L	26		20	
	Cobalt	µg/L	170		140	
	Gross alpha	pCi/L	3.1E+02		2.7E+02	
	Iodine-129	pCi/L	1.5E+02		1.3E+02	
	Nitrate as nitrogen	µg/L	210,000		200,000	
	Nonvolatile beta	pCi/L	2.0E+03		1.9E+03	

Aquifer Zone IIB_1 (Barnwell/McBean)

Well	Constituent	Unit	1Q93	Mod	2Q93	Mod
	Radium-226	pCi/L	8.4E+01	Y	1.1E+02	
	Radium-228	pCi/L	5.4E+02	Y	3.2E+01	V
	Strontium-89	pCi/L	2.0E+01	3Y	1.6E+02	
	Strontium-90	pCi/L	6.5E+02	Y	5.9E+02	
	Technetium-99	pCi/L	4.4E+03		1.3E+04	
	Tritium	pCi/mL	6.4E+03		6.5E+03	
FSB113C	Aluminum	µg/L	340		360	
	pH	pH	11	J	11	J
	Tritium	pCi/mL	4.9E+01		5.2E+01	
FSB115C	Aluminum	µg/L	57		53	
	Bis (2-ethylhexyl) phthalate	µg/L	-		350	
FSB120C	Aluminum	µg/L	250		220	
	Gross alpha	pCi/L	-		2.1E+01	
	Iodine-129	pCi/L	6.8E+00		4.5E+00	
	Nitrate as nitrogen	µg/L	44,000		49,000	
	Technetium-99	pCi/L	1.7E+03		1.9E+03	
	Tritium	pCi/mL	1.4E+03		1.4E+03	
FSB121C	Thallium	µg/L	-		2.2	
	Tritium	pCi/mL	8.1E+01		8.7E+01	
FSB122C	Aluminum	µg/L	750		510	
	Gross alpha	pCi/L	-		4.2E+01	
	Iodine-129	pCi/L	6.3E+00		1.0E+01	
	Nitrate as nitrogen	µg/L	56,000		54,000	
	Nonvolatile beta	pCi/L	8.6E+01		7.7E+01	
	Technetium-99	pCi/L	2.1E+03		3.0E+03	
	Tritium	pCi/mL	1.7E+03		1.7E+03	

Aquifer Unit IIA (upper Congaree)

Well	Constituent	Unit	1Q93	Mod	2Q93	Mod
FSB 78B	Tritium	pCi/mL	2.1E+02		2.2E+02	
FSB 87B	Tritium	pCi/mL	6.3E+01		6.6E+01	
FSB 97A	Aluminum	µg/L	81		-	
	Nitrate as nitrogen	µg/L	13,000		12,000	
	Tritium	pCi/mL	3.4E+02		3.3E+02	
FSB 99A	Nonvolatile beta	pCi/L	-		2.4E+02	
	Thallium	µg/L	-		2.2	
	Tritium	pCi/mL	1.2E+02		1.3E+02	
FSB100A	Technetium-99	pCi/L	9.0E+02		-	
	Tritium	pCi/mL	1.5E+02		1.4E+02	
FSB101A	Thorium-234	pCi/L	NA		4.4E+02	
FSB112A	Tritium	pCi/mL	3.4E+01		6.4E+01	

Aquifer Unit IIA (upper Congaree)

Well	Constituent	Unit	1Q93	Mod	2Q93	Mod
FSB113A	Aluminum	µg/L	3,800		3,600	
	pH	pH	11	J	12	J
	Tritium	pCi/mL	7.1E+01		9.0E+01	
FSB114A	Aluminum	µg/L	77		78	
FSB120A	Aluminum	µg/L	1,600		1,300	
	pH	pH	11	J	10	J
	Tritium	pCi/mL	6.9E+01		5.8E+01	

Aquifer Unit IIA (lower Congaree)

Well	Constituent	Unit	1Q93	Mod	2Q93	Mod
FSB 78A	Strontium-90	pCi/L	1.9E+01		-	

Note: This table presents the highest value for duplicate/replicate results.

[a] - = analyzed but not above the Flag 2 criterion.
[b] NA = not analyzed.

Table 3. Groundwater Monitoring Results for Individual Wells

WELL FSB 76

SRS Coord.	Lat/Longitude	Screen Zone Elevation	Top of Casing	Casing	Pump	Formation
N76141.6 E51388.8	33.278022 °N 81.679386 °W	227.0-197.0 ft msl	294.2 ft msl	4" PVC	S	Water table (IIB_2)

SAMPLE DATE	02/11/93	05/03/93

FIELD DATA

Parameter	1Q93	2Q93	Unit
Water elevation	220	220	ft msl
pH	4.7	4.5	pH
Sp. conductance	74	126	µS/cm
Water temperature	20	20	°C
Alkalinity as $CaCO_3$	0	0	mg/L
Volume purged	4.1	15	well volumes

Hazardous Constituents (264.94, Table 1)

Parameter	1Q93	Mod	GP	H	Flag	Lab	2Q93	Mod	GP	H	Flag	Lab	Unit
Arsenic	<2.0				0	GE	<2.0				0	GE	µg/L
Barium	19				0	GE	12				0	GE	µg/L
Cadmium	<2.0				0	GE	<2.0				0	GE	µg/L
Chromium	<4.0				0	GE	<4.0				0	GE	µg/L
Lead	39				2	GE	32				2	GE	µg/L
Mercury	<0.20				0	GE	<0.20				0	GE	µg/L
Selenium	<2.0	J1			0	GE	<2.0	J1			0	GE	µg/L
Silver	<2.0				0	GE	<2.0				0	GE	µg/L

Hazardous Constituents (261 App. VIII/264 App. IX)

Parameter	1Q93	Mod	GP	H	Flag	Lab	2Q93	Mod	GP	H	Flag	Lab	Unit
Antimony	<2.0				0	GE	<2.0				0	GE	µg/L
Benzene	<1.0				0	GE	<1.0				0	GE	µg/L
Cobalt	<4.0				0	GE	<4.0				0	GE	µg/L
Copper	490		■		0	GE	470		■		0	GE	µg/L
Cyanide	<5.0				0	GE	<5.0				0	GE	µg/L
Nickel	5.9				0	GE	<4.0				0	GE	µg/L
Phenols	<5.0				0	GE	<5.0				0	GE	µg/L
Tetrachloroethylene	<1.0				0	GE	<1.0				0	GE	µg/L
Thallium	<2.0				0	GE	<2.0				0	GE	µg/L
Trichloroethylene	<1.0				0	GE	<1.0				0	GE	µg/L
Trichlorofluoromethane	<1.0				0	GE	<1.0				0	GE	µg/L
Vanadium	<8.0				0	GE	<8.0				0	GE	µg/L
Zinc	170		■		0	GE	210		■		0	GE	µg/L

Water Quality Indicator Parameters

Parameter	1Q93	Mod	GP	H	Flag	Lab	2Q93	Mod	GP	H	Flag	Lab	Unit
Aluminum	330		■		2	GE	150		■		2	GE	µg/L
Nitrate as nitrogen	6,800				1	GE	11,000		■		2	GE	µg/L
pH	4.4	J	■	●	0	GE	4.9	J	■	●	0	GE	pH

Common Laboratory Contaminants

Parameter	1Q93	Mod	GP	H	Flag	Lab	2Q93	Mod	GP	H	Flag	Lab	Unit
Bis (2-ethylhexyl) phthalate	<10	J1		●	0	GE	<10	J1			0	GE	µg/L
Methylene chloride	<1.0				0	GE	<1.0				0	GE	µg/L

Note: See Appendix B for flagging criteria.
● = exceeded holding time.
■ = exceeded groundwater protection standard.

WELL FSB 76 (cont.)

Radiological Indicator Parameters

Parameter	1Q93	Mod	GP	H	Flag	Lab	2Q93	Mod	GP	H	Flag	Lab	Unit
Gross alpha	9.6E+00				1	GE	5.0E+00				0	GE	pCi/L
Nonvolatile beta	6.8E+00				0	GE	7.7E+00				0	GE	pCi/L

Measured Radionuclides

Parameter	1Q93	Mod	GP	H	Flag	Lab	2Q93	Mod	GP	H	Flag	Lab	Unit
Actinium-228	<3.0E+01				0	GP	<3.0E+01				0	GP	pCi/L
Americium-241	<1.0E+00				0	GP	<1.0E+00				0	GP	pCi/L
Cesium-137	<1.0E+01				0	GP	<1.0E+01				0	GP	pCi/L
Cobalt-60	<1.0E+01				0	GP	<1.0E+01				0	GP	pCi/L
Curium-242	<1.0E+00				0	GP	<1.0E+00				0	GP	pCi/L
Curium-243/244	<1.0E+00				0	GP	<1.0E+00				0	GP	pCi/L
Curium-245/246	<1.0E+00				0	GP	<1.0E+00				0	GP	pCi/L
Iodine-129	<2.0E+00				0	GP	<2.0E+00				0	GP	pCi/L
Plutonium-238	<1.0E+00				0	GP	<1.0E+00				0	GP	pCi/L
Plutonium-239/240	<1.0E+00				0	GP	<1.0E+00				0	GP	pCi/L
Radium-226	5.1E+00				0	GP	4.2E+00				0	GP	pCi/L
Radium-228	2.3E+00				0	GP	<1.0E+00				0	GP	pCi/L
Strontium-89	<2.0E+00				0	GP	<2.0E+00				0	GP	pCi/L
Strontium-90	<2.0E+00				0	GP	<2.0E+00				0	GP	pCi/L
Technetium-99	1.4E+03		■		2	GP	1.8E+03		■		2	GP	pCi/L
Thorium-228	<1.0E+00				0	GP	<1.0E+00				0	GP	pCi/L
Thorium-230	<1.0E+00				0	GP	<1.0E+00				0	GP	pCi/L
Thorium-232	<1.0E+00				0	GP	<1.0E+00				0	GP	pCi/L
Thorium-234	<3.5E+02				0	GP	<3.5E+02				0	GP	pCi/L
Tritium	5.6E+02		■		2	GE	7.9E+02		■		2	GE	pCi/mL
Uranium-233/234	<1.0E+00				0	GP	<1.0E+00				0	GP	pCi/L
Uranium-235	<1.0E+00				0	GP	<1.0E+00				0	GP	pCi/L
Uranium-238	<1.0E+00				0	GP	<1.0E+00				0	GP	pCi/L

Calculated Radionuclides

Parameter	1Q93	Mod	GP	H	Flag	Lab	2Q93	Mod	GP	H	Flag	Lab	Unit
Americium-243	<3.0E-03	C			0		<3.0E-03	C			0		pCi/L
Nickel-63	<1.0E+01	C			0		<1.0E+01	C			0		pCi/L
Plutonium-241	<4.0E+00	C			0		<4.0E+00	C			0		pCi/L
Plutonium-242	<2.0E-05	C			0		<2.0E-05	C			0		pCi/L

Note: See Appendix B for flagging criteria.
● = exceeded holding time.
■ = exceeded groundwater protection standard.

WELL FSB 76A

SRS Coord.	Lat/Longitude	Screen Zone Elevation	Top of Casing	Casing	Pump	Formation
N76131.9 E51391.6	33.278005 °N 81.679359 °W	47.4-36.9 ft msl	293.9 ft mslPVC	S	L. Congaree (IIA)	

SAMPLE DATE	02/11/93	05/03/93

FIELD DATA

Parameter	1Q93	2Q93	Unit
Water elevation	160	160	ft msl
pH	6.7	6.4	pH
Sp. conductance	122	120	µS/cm
Water temperature	19.4	20	°C
Alkalinity as $CaCO_3$	4	42	mg/L
Volume purged			well volumes

Hazardous Constituents (264.94, Table 1)

Parameter	1Q93	Mod	GP	H	Flag	Lab	2Q93	Mod	GP	H	Flag	Lab	Unit
Arsenic	<2.0				0	GE	<2.0				0	GE	µg/L
Barium	25				0	WA	23				0	GE	µg/L
Cadmium	<2.0				0	GE	<2.0				0	GE	µg/L
Chromium	5.3	J3			0	WA	<4.0				0	GE	µg/L
Lead	<3.0				0	GE	<3.0				0	GE	µg/L
Mercury	<0.20				0	GE	<0.20				0	GE	µg/L
Selenium	<2.0				0	GE	<2.0	J1			0	GE	µg/L
Silver	<2.0				0	GE	<2.0				0	GE	µg/L

Hazardous Constituents (261 App. VIII/264 App. IX)

Parameter	1Q93	Mod	GP	H	Flag	Lab	2Q93	Mod	GP	H	Flag	Lab	Unit
Antimony	<2.0				0	GE	<2.0				0	GE	µg/L
Benzene	<1.0				0	GE	<1.0				0	GE	µg/L
Cobalt	<4.0				0	GE	<4.0				0	GE	µg/L
Copper	<4.0				0	GE	<4.0				0	GE	µg/L
Cyanide	<5.0				0	GE	<5.0				0	GE	µg/L
Nickel	<4.0				0	GE	<4.0				0	GE	µg/L
Phenols	<5.0				0	GE	<5.0				0	GE	µg/L
Tetrachloroethylene	<1.0				0	GE	<1.0				0	GE	µg/L
Thallium	<2.0				0	GE	<2.0				0	GE	µg/L
Trichloroethylene	<1.0				0	GE	<1.0				0	GE	µg/L
Trichlorofluoromethane	<1.0				0	GE	<1.0				0	GE	µg/L
Vanadium	3.2	J3			0	WA	<8.0				0	GE	µg/L
Zinc	6.6	J3V			0	WA	<2.0				0	GE	µg/L

Water Quality Indicator Parameters

Parameter	1Q93	Mod	GP	H	Flag	Lab	2Q93	Mod	GP	H	Flag	Lab	Unit
Aluminum	24	J3			0	WA	<20				0	GE	µg/L
Nitrate as nitrogen	81				0	WA	<50				0	GE	µg/L
pH	6.5	J	■	●	0	WA	6.7	J	■	●	0	GE	pH

Common Laboratory Contaminants

Parameter	1Q93	Mod	GP	H	Flag	Lab	2Q93	Mod	GP	H	Flag	Lab	Unit
Bis (2-ethylhexyl) phthalate	<10				0	GE	<10	J1			0	GE	µg/L
Methylene chloride	2.7				1	GE	<1.0				0	GE	µg/L

Note: See Appendix B for flagging criteria.
● = exceeded holding time.
■ = exceeded groundwater protection standard.

WELL FSB 76A (cont.)

Radiological Indicator Parameters

Parameter	1Q93	Mod	GP	H	Flag	Lab	2Q93	Mod	GP	H	Flag	Lab	Unit
Gross alpha	1.7E+00				0	TM	<2.0E+00				0	GE	pCi/L
Nonvolatile beta	2.6E+00				0	TM	<2.0E+00				0	GE	pCi/L

Measured Radionuclides

Parameter	1Q93	Mod	GP	H	Flag	Lab	2Q93	Mod	GP	H	Flag	Lab	Unit
Actinium-228	<3.0E+01				0	GP	<3.0E+01				0	GP	pCi/L
Americium-241	<1.0E+00				0	CN	<1.0E+00				0	GP	pCi/L
Cesium-137	<1.0E+01				0	CN	<1.0E+01				0	GP	pCi/L
Cobalt-60	<1.0E+01				0	GP	<1.0E+01				0	GP	pCi/L
Curium-242	<1.0E+00				0	CN	<1.0E+00				0	GP	pCi/L
Curium-243/244	<1.0E+00				0	CN	<1.0E+00				0	GP	pCi/L
Curium-245/246	<1.0E+00				0	GP	<1.0E+00				0	GP	pCi/L
Iodine-129	<2.0E+00				0	CN	<2.0E+00				0	GP	pCi/L
Plutonium-238	<1.0E+00				0	CN	<1.0E+00				0	GP	pCi/L
Plutonium-239/240	<1.0E+00				0	CN	<1.0E+00				0	GP	pCi/L
Radium-226	2.5E-01				0	TM	<1.0E+00				0	GP	pCi/L
Radium-228	2.1E+00				0	GP	<1.0E+00				0	GP	pCi/L
Strontium-89	<2.0E+00				0	CN	<2.0E+00				0	GP	pCi/L
Strontium-90	2.0E+00				0	GP	<2.0E+00				0	GP	pCi/L
Technetium-99	<3.0E+02				0	CN	<3.0E+02				0	GP	pCi/L
Thorium-228	<1.0E+00				0	CN	<1.0E+00				0	GP	pCi/L
Thorium-230	<1.0E+00				0	CN	<1.0E+00				0	GP	pCi/L
Thorium-232	<1.0E+00				0	CN	<1.0E+00				0	GP	pCi/L
Thorium-234	<3.5E+02				0	GP	<3.5E+02				0	GP	pCi/L
Tritium	<4.3E-01				0	TM	<7.0E-01				0	GE	pCi/mL
Uranium-233/234	<1.0E+00				0	CN	<1.0E+00				0	GP	pCi/L
Uranium-235	<1.0E+00				0	CN	<1.0E+00				0	GP	pCi/L
Uranium-238	<1.0E+00				0	CN	<1.0E+00				0	GP	pCi/L

Calculated Radionuclides

Parameter	1Q93	Mod	GP	H	Flag	Lab	2Q93	Mod	GP	H	Flag	Lab	Unit
Americium-243	<3.0E-03	C			0		<3.0E-03	C			0		pCi/L
Nickel-63	<1.0E+01	C			0		<1.0E+01	C			0		pCi/L
Plutonium-241	<4.0E+00	C			0		<4.0E+00	C			0		pCi/L
Plutonium-242	<2.0E-05	C			0		<2.0E-05	C			0		pCi/L

Note: See Appendix B for flagging criteria.
● = exceeded holding time.
■ = exceeded groundwater protection standard.

WELL FSB 76B

SRS Coord.	Lat/Longitude	Screen Zone Elevation	Top of Casing	Casing	Pump	Formation
N76122.4 E51394.0	33.277988 °N 81.679335 °W	109.7-99.2 ft msl	293.8 ft msl	4" PVC	S	U. Congaree (IIA)

SAMPLE DATE	02/11/93	05/03/93

FIELD DATA

Parameter	1Q93	2Q93	Unit
Water elevation	150	150	ft msl
pH	6.9	6.6	pH
Sp. conductance	130	133	µS/cm
Water temperature	19.5	19.7	°C
Alkalinity as $CaCO_3$	48	57	mg/L
Volume purged	3.6	3.6	well volumes

Hazardous Constituents (264.94, Table 1)

Parameter	1Q93	Mod	GP	H	Flag	Lab	2Q93	Mod	GP	H	Flag	Lab	Unit
Arsenic	<2.0				0	GE	<2.0				0	GE	µg/L
Barium	19				0	GE	18				0	GE	µg/L
Cadmium	<2.0				0	GE	<2.0				0	GE	µg/L
Chromium	<4.0				0	GE	<4.0				0	GE	µg/L
Lead	<3.0				0	GE	<3.0				0	GE	µg/L
Mercury	<0.20				0	GE	<0.20				0	GE	µg/L
Selenium	<2.0				0	GE	<2.0	J1			0	GE	µg/L
Silver	<2.0				0	GE	<2.0				0	GE	µg/L

Hazardous Constituents (261 App. VIII/264 App. IX)

Parameter	1Q93	Mod	GP	H	Flag	Lab	2Q93	Mod	GP	H	Flag	Lab	Unit
Antimony	<2.0				0	GE	<2.0				0	GE	µg/L
Benzene	<1.0				0	GE	<1.0				0	GE	µg/L
Cobalt	<4.0				0	GE	<4.0				0	GE	µg/L
Copper	7.3				0	GE	7.2				0	GE	µg/L
Cyanide	<5.0				0	GE	<5.0				0	GE	µg/L
Nickel	<4.0				0	GE	<4.0				0	GE	µg/L
Phenols	<5.0				0	GE	<5.0				0	GE	µg/L
Tetrachloroethylene	<1.0				0	GE	<1.0				0	GE	µg/L
Thallium	<2.0				0	GE	<2.0				0	GE	µg/L
Trichloroethylene	<1.0				0	GE	<1.0				0	GE	µg/L
Trichlorofluoromethane	<1.0				0	GE	<1.0				0	GE	µg/L
Vanadium	<8.0				0	GE	<8.0				0	GE	µg/L
Zinc	<2.0				0	GE	<2.0				0	GE	µg/L

Water Quality Indicator Parameters

Parameter	1Q93	Mod	GP	H	Flag	Lab	2Q93	Mod	GP	H	Flag	Lab	Unit
Aluminum	<20				0	GE	<20				0	GE	µg/L
Nitrate as nitrogen	440				0	GE	510				0	GE	µg/L
pH	6.7	J	■	●	0	GE	7.0	J		●	0	GE	pH

Common Laboratory Contaminants

Parameter	1Q93	Mod	GP	H	Flag	Lab	2Q93	Mod	GP	H	Flag	Lab	Unit
Bis (2-ethylhexyl) phthalate	<10	J1		●	0	GE	<10	J1			0	GE	µg/L
Methylene chloride	<1.0				0	GE	<1.0				0	GE	µg/L

Note: See Appendix B for flagging criteria.
● = exceeded holding time.
■ = exceeded groundwater protection standard.

WELL FSB 76B (cont.)

Radiological Indicator Parameters

Parameter	1Q93	Mod	GP	H	Flag	Lab	2Q93	Mod	GP	H	Flag	Lab	Unit
Gross alpha	< 2.0E+00				0	GE	< 2.0E+00				0	GE	pCi/L
Nonvolatile beta	2.1E+00				0	GE	< 2.0E+00				0	GE	pCi/L

Measured Radionuclides

Parameter	1Q93	Mod	GP	H	Flag	Lab	2Q93	Mod	GP	H	Flag	Lab	Unit
Actinium-228							< 3.0E+01				0	GP	pCi/L
Americium-241	< 1.0E+00				0	GP	< 1.0E+00				0	GP	pCi/L
Cesium-137	< 1.0E+01				0	GP	< 1.0E+01				0	GP	pCi/L
Cobalt-60	< 1.0E+01				0	GP	< 1.0E+01				0	GP	pCi/L
Curium-242	< 1.0E+00				0	GP	< 1.0E+00				0	GP	pCi/L
Curium-243/244	< 1.0E+00				0	GP	< 1.0E+00				0	GP	pCi/L
Curium-245/246	< 1.0E+00				0	GP	< 1.0E+00				0	GP	pCi/L
Iodine-129	< 2.0E+00				0	GP	< 2.0E+00				0	GP	pCi/L
Plutonium-238	< 1.0E+00				0	GP	< 1.0E+00				0	GP	pCi/L
Plutonium-239/240	< 1.0E+00				0	GP	< 1.0E+00				0	GP	pCi/L
Radium-226	< 1.0E+00				0	GP	< 1.0E+00				0	GP	pCi/L
Radium-228	2.7E+00				0	GP	< 1.0E+00				0	GP	pCi/L
Strontium-89	< 2.0E+00				0	GP	< 2.0E+00				0	GP	pCi/L
Strontium-90	< 2.0E+00				0	GP	< 2.0E+00				0	GP	pCi/L
Technetium-99	< 3.0E+02				0	GP	< 3.0E+02				0	GP	pCi/L
Thorium-228	< 1.0E+00				0	GP	< 1.0E+00				0	GP	pCi/L
Thorium-230	< 1.0E+00				0	GP	< 1.0E+00				0	GP	pCi/L
Thorium-232	< 1.0E+00				0	GP	< 1.0E+00				0	GP	pCi/L
Thorium-234							< 3.5E+02				0	GP	pCi/L
Tritium	< 7.0E-01				0	GE	< 7.0E-01				0	GE	pCi/mL
Uranium-233/234	< 1.0E+00				0	GP	< 1.0E+00				0	GP	pCi/L
Uranium-235	< 1.0E+00				0	GP	< 1.0E+00				0	GP	pCi/L
Uranium-238	< 1.0E+00				0	GP	< 1.0E+00				0	GP	pCi/L

Calculated Radionuclides

Parameter	1Q93	Mod	GP	H	Flag	Lab	2Q93	Mod	GP	H	Flag	Lab	Unit
Americium-243	< 3.0E-03	C			0		< 3.0E-03	C			0		pCi/L
Nickel-63	< 1.0E+01	C			0		< 1.0E+01	C			0		pCi/L
Plutonium-241	< 4.0E+00	C			0		< 4.0E+00	C			0		pCi/L
Plutonium-242	< 2.0E-05	C			0		< 2.0E-05	C			0		pCi/L

Note: See Appendix B for flagging criteria.
● = exceeded holding time.
■ = exceeded groundwater protection standard.

WELL FSB 76C

SRS Coord.	Lat/Longitude	Screen Zone Elevation	Top of Casing	Casing	Pump	Formation
N76112.4 E51396.4	33.27797 °N 81.679309 °W	165.3-154.8 ft msl	293.6 ft msl	4" PVC	S	Barnwell (IIB,)

SAMPLE DATE 03/11/93 06/08/93

FIELD DATA

Parameter	1Q93	2Q93	Unit
Water elevation	210	220	ft msl
pH	5.7	5.6	pH
Sp. conductance	49	47	µS/cm
Water temperature	19.3	20.2	°C
Alkalinity as $CaCO_3$	10	10	mg/L
Volume purged	3.8	3.4	well volumes

Hazardous Constituents (264.94, Table 1)

Parameter	1Q93	Mod	GP	H	Flag	Lab	2Q93	Mod	GP	H	Flag	Lab	Unit
Arsenic	<2.0	J1			0	GE	<2.0				0	GE	µg/L
Barium	7.1				0	GE	6.8				0	GE	µg/L
Cadmium	<2.0				0	GE	<2.0				0	GE	µg/L
Chromium	<4.0				0	GE	<4.0				0	GE	µg/L
Lead	<3.0				0	GE	<3.0				0	GE	µg/L
Mercury	<0.20				0	GE	<0.20				0	GE	µg/L
Selenium	<2.0	J1			0	GE	<2.0	J1			0	GE	µg/L
Silver	<2.0				0	GE	<2.0				0	GE	µg/L

Hazardous Constituents (261 App. VIII/264 App. IX)

Parameter	1Q93	Mod	GP	H	Flag	Lab	2Q93	Mod	GP	H	Flag	Lab	Unit
Antimony	<2.0				0	GE	<2.0				0	GE	µg/L
Benzene	<1.0				0	GE	<1.0				0	GE	µg/L
Cobalt	<4.0				0	GE	<4.0				0	GE	µg/L
Copper	32				0	GE	45				0	GE	µg/L
Cyanide	<5.0				0	GE	<5.0				0	GE	µg/L
Nickel	<4.0				0	GE	<4.0				0	GE	µg/L
Phenols	<5.0				0	GE	<5.0				0	GE	µg/L
Tetrachloroethylene	<1.0				0	GE	<1.0				0	GE	µg/L
Thallium	<2.0				0	GE	<2.0				0	GE	µg/L
Trichloroethylene	4.8				1	GE	4.4				1	GE	µg/L
Trichlorofluoromethane	6.7		■		1	GE	6.2		■		1	GE	µg/L
Vanadium	<8.0				0	GE	<8.0				0	GE	µg/L
Zinc	18				0	GE	16				0	GE	µg/L

Water Quality Indicator Parameters

Parameter	1Q93	Mod	GP	H	Flag	Lab	2Q93	Mod	GP	H	Flag	Lab	Unit
Aluminum	<20				0	GE	<20				0	GE	µg/L
Nitrate as nitrogen	1,200				0	GE	1,300				0	GE	µg/L
pH	6.0	J	■	●	0	GE	6.2	J	■	●	0	GE	pH

Common Laboratory Contaminants

Parameter	1Q93	Mod	GP	H	Flag	Lab	2Q93	Mod	GP	H	Flag	Lab	Unit
Bis (2-ethylhexyl) phthalate	<10				0	GE	<10	J1			0	GE	µg/L
Methylene chloride	<1.0	JV			0	GE	<1.0	JV			0	GE	µg/L

Note: See Appendix B for flagging criteria.
● = exceeded holding time.
■ = exceeded groundwater protection standard.

WELL FSB 76C (cont.)

Radiological Indicator Parameters

Parameter	1Q93	Mod	GP	H	Flag	Lab	2Q93	Mod	GP	H	Flag	Lab	Unit
Gross alpha	<2.0E+00				0	GE	2.7E+00				0	GE	pCi/L
Nonvolatile beta	2.2E+00				0	GE	3.3E+00				0	GE	pCi/L

Measured Radionuclides

Parameter	1Q93	Mod	GP	H	Flag	Lab	2Q93	Mod	GP	H	Flag	Lab	Unit
Actinium-228							<3.0E+01				0	GP	pCi/L
Americium-241	<1.0E+00				0	CN	<1.0E+00				0	GP	pCi/L
Cesium-137	<1.0E+01				0	CN	<1.0E+01				0	GP	pCi/L
Cobalt-60	<1.0E+01				0	GP	<1.0E+01				0	GP	pCi/L
Curium-242	<1.0E+00				0	CN	<1.0E+00				0	GP	pCi/L
Curium-243/244	<1.0E+00				0	CN	<1.0E+00				0	GP	pCi/L
Curium-245/246	<1.0E+00				0	GP	<1.0E+00				0	GP	pCi/L
Iodine-129	<2.0E+00				0	CN	<2.0E+00				0	GP	pCi/L
Plutonium-238	<1.0E+00				0	CN	<1.0E+00				0	GP	pCi/L
Plutonium-239/240	<1.0E+00				0	CN	<1.0E+00				0	GP	pCi/L
Radium-226	<1.0E+00				0	CN	1.1E+00				0	GP	pCi/L
Radium-228	1.6E+00				0	GP	1.7E+00				0	GP	pCi/L
Strontium-89	<2.0E+00				0	CN	<2.0E+00				0	GP	pCi/L
Strontium-90	<2.0E+00				0	CN	2.4E+00				0	GP	pCi/L
Technetium-99	<3.0E+02				0	CN	<3.0E+02				0	GP	pCi/L
Thorium-228	<1.0E+00				0	CN	<1.0E+00				0	GP	pCi/L
Thorium-230	<1.0E+00				0	CN	<1.0E+00				0	GP	pCi/L
Thorium-232	<1.0E+00				0	CN	<1.0E+00				0	GP	pCi/L
Thorium-234							<3.5E+02				0	GP	pCi/L
Tritium	2.5E+00				0	GE	2.9E+00				0	GE	pCi/mL
Uranium-233/234	<1.0E+00				0	CN	<1.0E+00				0	GP	pCi/L
Uranium-235	<1.0E+00				0	CN	<1.0E+00				0	GP	pCi/L
Uranium-238	<1.0E+00				0	CN	<1.0E+00				0	GP	pCi/L

Calculated Radionuclides

Parameter	1Q93	Mod	GP	H	Flag	Lab	2Q93	Mod	GP	H	Flag	Lab	Unit
Americium-243	<3.0E-03	C			0		<3.0E-03	C			0		pCi/L
Nickel-63	<1.0E+01	C			0		<1.0E+01	C			0		pCi/L
Plutonium-241	<4.0E+00	C			0		<4.0E+00	C			0		pCi/L
Plutonium-242	<2.0E-05	C			0		<2.0E-05	C			0		pCi/L

Note: See Appendix B for flagging criteria.
● = exceeded holding time.
■ = exceeded groundwater protection standard.

WELL FSB 77

SRS Coord.	Lat/Longitude	Screen Zone Elevation	Top of Casing	Casing	Pump	Formation
N75129.4 E50713.1	33.274681 °N 81.679198 °W	216.4-186.4 ft msl	273.3 ft msl	4" PVC	V	Water table (IIB_2)

SAMPLE DATE	02/17/93	05/03/93

FIELD DATA

Parameter	1Q93	2Q93	Unit
Water elevation	210	220	ft msl
pH	3.6	3.5	pH
Sp. conductance	1229	1168	µS/cm
Water temperature	20	21	°C
Alkalinity as $CaCO_3$	0	0	mg/L
Volume purged	2.2	2.3	well volumes

Hazardous Constituents (264.94, Table 1)

Parameter	1Q93	Mod	GP	H	Flag	Lab	2Q93	Mod	GP	H	Flag	Lab	Unit
Arsenic	<2.0				0	GE	<2.0				0	GE	µg/L
Barium	160				0	GE	170				0	GE	µg/L
Cadmium	5.3				2	GE	3.9				1	GE	µg/L
Chromium	<4.0				0	GE	<4.0				0	GE	µg/L
Lead	29				2	GE	5.3				0	GE	µg/L
Mercury	9.1		■		2	GE	7.9		■		2	GE	µg/L
Selenium	<2.0				0	GE	<2.0				0	GE	µg/L
Silver	<2.0				0	GE	<2.0				0	GE	µg/L

Hazardous Constituents (261 App. VIII/264 App. IX)

Parameter	1Q93	Mod	GP	H	Flag	Lab	2Q93	Mod	GP	H	Flag	Lab	Unit
Antimony	<2.0				0	GE	<2.0				0	GE	µg/L
Benzene	<1.0				0	GE	<1.0				0	GE	µg/L
Cobalt	11				0	GE	9.9				0	GE	µg/L
Copper	69		■		0	GE	44				0	GE	µg/L
Cyanide	<5.0				0	GE	<10				0	GE	µg/L
Nickel	20				0	GE	17				0	GE	µg/L
Phenols	<5.0	J		●	0	GE	<5.0				0	GE	µg/L
Tetrachloroethylene	<1.0				0	GE	<1.0				0	GE	µg/L
Thallium	<2.0				0	GE	<2.0				0	GE	µg/L
Trichloroethylene	<1.0				0	GE	<1.0				0	GE	µg/L
Trichlorofluoromethane	<1.0				0	GE	<1.0				0	GE	µg/L
Vanadium	<8.0				0	GE	<8.0				0	GE	µg/L
Zinc	76		■		0	GE	47		■		0	GE	µg/L

Water Quality Indicator Parameters

Parameter	1Q93	Mod	GP	H	Flag	Lab	2Q93	Mod	GP	H	Flag	Lab	Unit
Aluminum	33,000		■		2	GE	34,000		■		2	GE	µg/L
Nitrate as nitrogen	150,000		■		2	GE	150,000		■		2	GE	µg/L
pH	3.5	J	■	●	1	GE	3.6	J	■	●	1	GE	pH

Common Laboratory Contaminants

Parameter	1Q93	Mod	GP	H	Flag	Lab	2Q93	Mod	GP	H	Flag	Lab	Unit
Bis (2-ethylhexyl) phthalate	<10	J1			0	GE	<10				0	GE	µg/L
Methylene chloride	3.0				1	GE	<1.0				0	GE	µg/L

Note: See Appendix B for flagging criteria.
● = exceeded holding time.
■ = exceeded groundwater protection standard.

WELL FSB 77 (cont.)

Radiological Indicator Parameters

Parameter	1Q93	Mod	GP	H	Flag	Lab	2Q93	Mod	GP	H	Flag	Lab	Unit
Gross alpha	2.5E+03		■		2	GE	1.7E+03		■		2	GE	pCi/L
Nonvolatile beta	2.2E+03		■		2	GE	1.9E+03		■		2	GE	pCi/L

Measured Radionuclides

Parameter	1Q93	Mod	GP	H	Flag	Lab	2Q93	Mod	GP	H	Flag	Lab	Unit
Actinium-228							<3.0E+01				0	GP	pCi/L
Americium-241	5.0E+01	Y	■		2	CN	5.3E+01		■		2	GP	pCi/L
Cesium-137	<1.0E+01	Y			0	CN	<1.0E+01				0	GP	pCi/L
Cobalt-60	<1.2E+01	Y			0	CN	<1.0E+01				0	GP	pCi/L
Curium-242	<1.0E+00	Y			0	CN	<1.0E+00				0	GP	pCi/L
Curium-243/244	1.8E+01	Y	■		2	CN	3.2E+01		■		2	GP	pCi/L
Curium-245/246							8.9E+00		■		2	GP	pCi/L
Iodine-129	2.4E+02		■		2	CN	2.0E+02		■		2	GP	pCi/L
Plutonium-238	<1.0E+00	Y			0	CN	1.0E+02		■		2	GP	pCi/L
Plutonium-239/240	<1.0E+00	Y			0	CN	1.2E+00				0	GP	pCi/L
Radium-226	9.0E+01	Y	■		2	CN	3.4E+01		■		2	GP	pCi/L
Radium-228	2.9E+02	Y	■		2	CN	4.3E+01		■		2	GP	pCi/L
Strontium-89		RY4			0	CN	1.3E+02		■		2	GP	pCi/L
Strontium-90		RY4			0	CN	4.4E+02		■		2	GP	pCi/L
Technetium-99	6.7E+03		■		2	CN	1.4E+04		■		2	GP	pCi/L
Thorium-228	<1.0E+00	Y			0	CN	<1.0E+00				0	GP	pCi/L
Thorium-230	<1.0E+00	Y			0	CN	<1.0E+00				0	GP	pCi/L
Thorium-232	<1.0E+00	Y			0	CN	<1.0E+00				0	GP	pCi/L
Thorium-234							<3.5E+02				0	GP	pCi/L
Tritium	7.7E+03		■		2	GE	6.6E+03		■		2	GE	pCi/mL
Uranium-233/234	6.0E+02	3Y	■		2	CN	6.5E+02		■		2	GP	pCi/L
Uranium-235	3.2E+01	Y	■		2	CN	2.7E+01		■		2	GP	pCi/L
Uranium-238	5.1E+02	3Y	■		2	CN	7.3E+02		■		2	GP	pCi/L

Calculated Radionuclides

Parameter	1Q93	Mod	GP	H	Flag	Lab	2Q93	Mod	GP	H	Flag	Lab	Unit
Americium-243	5.4E-02	C			0		9.6E-02	C			0		pCi/L
Nickel-63	<1.2E+01	C			0		<1.0E+01	C			0		pCi/L
Plutonium-241	<4.0E+00	C			0		4.8E+00	C			0		pCi/L
Plutonium-242	<2.0E-05	C			0		2.4E-05	C			0		pCi/L

Note: See Appendix B for flagging criteria.
● = exceeded holding time.
■ = exceeded groundwater protection standard.

WELL FSB 78

SRS Coord.	Lat/Longitude	Screen Zone Elevation	Top of Casing	Casing	Pump	Formation
N74764.0 E50164.7	33.272978 °N 81.679932 °W	217.7-187.7 ft msl	272.6 ft msl	4" PVC	V	Water table (IIB_2)

SAMPLE DATE	02/18/93	05/03/93

FIELD DATA

Parameter	1Q93	2Q93	Unit
Water elevation	210	210	ft msl
pH	3.3	3.2	pH
Sp. conductance	2070	1819	µS/cm
Water temperature	20.9	22	°C
Alkalinity as $CaCO_3$	0	0	mg/L
Volume purged	3.2	2.8	well volumes

Hazardous Constituents (264.94, Table 1)

Parameter	1Q93	Mod	GP	H	Flag	Lab	2Q93	Mod	GP	H	Flag	Lab	Unit
Arsenic	<2.0				0	GE	<2.0				0	GE	µg/L
Barium	610				0	GE	540				0	GE	µg/L
Cadmium	36		■		2	GE	32		■		2	GE	µg/L
Chromium	9.0				0	GE	8.3				0	GE	µg/L
Lead	<3.0				0	GE	<3.0				0	GE	µg/L
Mercury	1.0				1	GE	0.70				0	GE	µg/L
Selenium	<2.0				0	GE	<2.0				0	GE	µg/L
Silver	<2.0				0	GE	<2.0				0	GE	µg/L

Hazardous Constituents (261 App. VIII/264 App. IX)

Parameter	1Q93	Mod	GP	H	Flag	Lab	2Q93	Mod	GP	H	Flag	Lab	Unit
Antimony	<2.0				0	GE	<2.0				0	GE	µg/L
Benzene	<1.0				0	GE	<1.0				0	GE	µg/L
Cobalt	30				1	GE	32				1	GE	µg/L
Copper	58				0	GE	51				0	GE	µg/L
Cyanide	<5.0				0	GE	<10				0	GE	µg/L
Nickel	50		■		1	GE	45				0	GE	µg/L
Phenols	<5.0				0	GE	<5.0				0	GE	µg/L
Tetrachloroethylene	<1.0				0	GE	<1.0				0	GE	µg/L
Thallium	<2.0				0	GE	<2.0				0	GE	µg/L
Trichloroethylene	<1.0				0	GE	<1.0				0	GE	µg/L
Trichlorofluoromethane	<1.0				0	GE	<1.0				0	GE	µg/L
Vanadium	<8.0				0	GE	<8.0				0	GE	µg/L
Zinc	130		■		0	GE	130		■		0	GE	µg/L

Water Quality Indicator Parameters

Parameter	1Q93	Mod	GP	H	Flag	Lab	2Q93	Mod	GP	H	Flag	Lab	Unit
Aluminum	83,000		■		2	GE	71,000		■		2	GE	µg/L
Nitrate as nitrogen	3.0E+06		■		2	GE	270,000		■		2	GE	µg/L
pH	3.2	J	■	●	1	GE	3.4	J	■	●	1	GE	pH

Common Laboratory Contaminants

Parameter	1Q93	Mod	GP	H	Flag	Lab	2Q93	Mod	GP	H	Flag	Lab	Unit
Bis (2-ethylhexyl) phthalate	<10	J1			0	GE	<10				0	GE	µg/L
Methylene chloride	3.2				1	GE	<1.0				0	GE	µg/L

Note: See Appendix B for flagging criteria.
● = exceeded holding time.
■ = exceeded groundwater protection standard.

WELL FSB 78 (cont.)

Radiological Indicator Parameters

Parameter	1Q93	Mod	GP	H	Flag	Lab	2Q93	Mod	GP	H	Flag	Lab	Unit
Gross alpha	1.6E+03		■		2	GE	1.5E+03		■		2	GE	pCi/L
Nonvolatile beta	3.7E+03		■		2	GE	3.4E+03		■		2	GE	pCi/L

Measured Radionuclides

Parameter	1Q93	Mod	GP	H	Flag	Lab	2Q93	Mod	GP	H	Flag	Lab	Unit
Actinium-228							5.6E+01				2	GP	pCi/L
Americium-241	1.2E+02	Y	■		2	CN	9.2E+01		■		2	GP	pCi/L
Cesium-137	2.5E+02	Y	■		2	CN	2.7E+02		■		2	GP	pCi/L
Cobalt-60	<1.2E+01	Y			0	CN	<1.0E+01				0	GP	pCi/L
Curium-242	1.3E+00	Y			0	CN	<1.0E+00				0	GP	pCi/L
Curium-243/244	6.6E+01	Y	■		2	CN	1.1E+02		■		2	GP	pCi/L
Curium-245/246							8.9E+00		■		2	GP	pCi/L
Iodine-129	1.8E+02		■		2	CN	7.7E+01		■		2	GP	pCi/L
Plutonium-238	<1.0E+00	Y			0	CN	2.6E+02		■		2	GP	pCi/L
Plutonium-239/240	<1.0E+00	Y			0	CN	1.9E+00				0	GP	pCi/L
Radium-226	7.3E+00	Y			0	CN	1.7E+01				1	GP	pCi/L
Radium-228	3.7E+02	Y	■		2	CN	3.9E+00				0	GP	pCi/L
Strontium-89		RY4			0	CN	3.1E+02		■		2	GP	pCi/L
Strontium-90		RY4			0	CN	9.8E+02		■		2	GP	pCi/L
Technetium-99	1.4E+04	Y	■		2	CN	2.8E+05		■		2	GP	pCi/L
Thorium-228	6.0E+00	Y			0	CN	<1.0E+00				0	GP	pCi/L
Thorium-230	<1.0E+00	Y			0	CN	<1.0E+00				0	GP	pCi/L
Thorium-232	<1.0E+00	Y			0	CN	<1.0E+00				0	GP	pCi/L
Thorium-234							4.6E+02		■		2	GP	pCi/L
Tritium	1.5E+04		■		2	GE	1.3E+04		■		2	GE	pCi/mL
Uranium-233/234	2.0E+02	Y	■		2	CN	1.9E+02		■		2	GP	pCi/L
Uranium-235	1.9E+01	Y	■		2	CN	1.6E+01		■		2	GP	pCi/L
Uranium-238	9.3E+02	Y	■		2	CN	7.8E+02		■		2	GP	pCi/L

Calculated Radionuclides

Parameter	1Q93	Mod	GP	H	Flag	Lab	2Q93	Mod	GP	H	Flag	Lab	Unit
Americium-243	2.0E-01	C			0		3.3E-01	C			0		pCi/L
Nickel-63	<1.2E+01	C			0		<1.0E+01	C			0		pCi/L
Plutonium-241	<4.0E+00	C			0		7.6E+00	C			0		pCi/L
Plutonium-242	<2.0E-05	C			0		3.8E-05	C			0		pCi/L

Note: See Appendix B for flagging criteria.
● = exceeded holding time.
■ = exceeded groundwater protection standard.

WELL FSB 78A

SRS Coord.	Lat/Longitude	Screen Zone Elevation	Top of Casing	Casing	Pump	Formation
N74757.7 E50172.8	33.272977 °N 81.679898 °W	37.5-27.0 ft msl	272.6 ft msl	4" PVC	S	L. Congaree (IIA)

SAMPLE DATE	02/18/93	05/03/93

FIELD DATA

Parameter	1Q93	2Q93	Unit
Water elevation	160	160	ft msl
pH	6.6	6.4	pH
Sp. conductance	111	112	µS/cm
Water temperature	19.8	20.1	°C
Alkalinity as $CaCO_3$	36	35	mg/L
Volume purged	4.1	2.7	well volumes

Hazardous Constituents (264.94, Table 1)

Parameter	1Q93	Mod	GP	H	Flag	Lab	2Q93	Mod	GP	H	Flag	Lab	Unit
Arsenic	<2.0				0	GE	<2.0				0	GE	µg/L
Barium	24				0	GE	24				0	GE	µg/L
Cadmium	<2.0				0	GE	<2.0				0	GE	µg/L
Chromium	<4.0				0	GE	<4.0				0	GE	µg/L
Lead	<3.0				0	GE	<3.0				0	GE	µg/L
Mercury	<0.20				0	GE	<0.20				0	GE	µg/L
Selenium	<2.0				0	GE	<2.0	J1			0	GE	µg/L
Silver	<2.0				0	GE	<2.0				0	GE	µg/L

Hazardous Constituents (261 App. VIII/264 App. IX)

Parameter	1Q93	Mod	GP	H	Flag	Lab	2Q93	Mod	GP	H	Flag	Lab	Unit
Antimony	<2.0				0	GE	<2.0				0	GE	µg/L
Benzene	<1.0				0	GE	<1.0				0	GE	µg/L
Cobalt	<4.0				0	GE	<4.0				0	GE	µg/L
Copper	<4.0				0	GE	<4.0				0	GE	µg/L
Cyanide	<5.0				0	GE	<5.0				0	GE	µg/L
Nickel	<4.0				0	GE	<4.0				0	GE	µg/L
Phenols	<5.0				0	GE	<5.0				0	GE	µg/L
Tetrachloroethylene	<1.0				0	GE	<1.0				0	GE	µg/L
Thallium	<2.0				0	GE	<2.0				0	GE	µg/L
Trichloroethylene	<1.0				0	GE	<1.0				0	GE	µg/L
Trichlorofluoromethane	<1.0				0	GE	<1.0				0	GE	µg/L
Vanadium	<8.0				0	GE	<8.0				0	GE	µg/L
Zinc	<2.0				0	GE	<2.0				0	GE	µg/L

Water Quality Indicator Parameters

Parameter	1Q93	Mod	GP	H	Flag	Lab	2Q93	Mod	GP	H	Flag	Lab	Unit
Aluminum	<20				0	GE	<20				0	GE	µg/L
Nitrate as nitrogen	370				0	GE	380				0	GE	µg/L
pH	6.0	J	■	●	0	GE	6.6	J	■	●	0	GE	pH

Common Laboratory Contaminants

Parameter	1Q93	Mod	GP	H	Flag	Lab	2Q93	Mod	GP	H	Flag	Lab	Unit
Bis (2-ethylhexyl) phthalate	<10	J1			0	GE	<10	J1			0	GE	µg/L
Methylene chloride	<1.0				0	GE	<1.0				0	GE	µg/L

Note: See Appendix B for flagging criteria.
● = exceeded holding time.
■ = exceeded groundwater protection standard.

WELL FSB 78A (cont.)

Radiological Indicator Parameters

Parameter	1Q93	Mod	GP	H	Flag	Lab	2Q93	Mod	GP	H	Flag	Lab	Unit
Gross alpha	<2.0E+00				0	GE	<2.0E+00				0	GE	pCi/L
Nonvolatile beta	5.6E+00				0	GE	3.3E+00				0	GE	pCi/L

Measured Radionuclides

Parameter	1Q93	Mod	GP	H	Flag	Lab	2Q93	Mod	GP	H	Flag	Lab	Unit
Actinium-228							<3.0E+01				0	GP	pCi/L
Americium-241	<1.0E+00				0	CN	<1.0E+00				0	GP	pCi/L
Cesium-137	<1.0E+01				0	CN	<1.0E+01				0	GP	pCi/L
Cobalt-60	<1.2E+01				0	CN	<1.0E+01				0	GP	pCi/L
Curium-242	<1.0E+00				0	CN	<1.0E+00				0	GP	pCi/L
Curium-243/244	<1.0E+00				0	CN	<1.0E+00				0	GP	pCi/L
Curium-245/246							<1.0E+00				0	GP	pCi/L
Iodine-129	<2.0E+00				0	CN	<2.0E+00				0	GP	pCi/L
Plutonium-238	<1.0E+00				0	CN	<1.0E+00				0	GP	pCi/L
Plutonium-239/240	<1.0E+00				0	CN	<1.0E+00				0	GP	pCi/L
Radium-226	<1.0E+00				0	CN	<1.0E+00				0	GP	pCi/L
Radium-228	<1.0E+00				0	CN	<1.0E+00				0	GP	pCi/L
Strontium-89	<2.0E+00				0	CN	2.8E+00				0	GP	pCi/L
Strontium-90	1.9E+01		■		2	CN	<2.0E+00				0	GP	pCi/L
Technetium-99	<3.0E+02				0	CN	<3.0E+02				0	GP	pCi/L
Thorium-228	<1.0E+00				0	CN	<1.0E+00				0	GP	pCi/L
Thorium-230	<1.0E+00				0	CN	<1.0E+00				0	GP	pCi/L
Thorium-232	<1.0E+00				0	CN	<1.0E+00				0	GP	pCi/L
Thorium-234							<3.5E+02				0	GP	pCi/L
Tritium	1.6E+01				1	GE	1.6E+01				1	GE	pCi/mL
Uranium-233/234	<1.0E+00				0	CN	<1.0E+00				0	GP	pCi/L
Uranium-235	<1.0E+00				0	CN	<1.0E+00				0	GP	pCi/L
Uranium-238	<1.0E+00				0	CN	<1.0E+00				0	GP	pCi/L

Calculated Radionuclides

Parameter	1Q93	Mod	GP	H	Flag	Lab	2Q93	Mod	GP	H	Flag	Lab	Unit
Americium-243	<3.0E-03	C			0		<3.0E-03	C			0		pCi/L
Nickel-63	<1.2E+01	C			0		<1.0E+01	C			0		pCi/L
Plutonium-241	<4.0E+00	C			0		<4.0E+00	C			0		pCi/L
Plutonium-242	<2.0E-05	C			0		<2.0E-05	C			0		pCi/L

Note: See Appendix B for flagging criteria.
● = exceeded holding time.
■ = exceeded groundwater protection standard.

WELL FSB 78B

SRS Coord.	Lat/Longitude	Screen Zone Elevation	Top of Casing	Casing	Pump	Formation
N74765.9 E50178.8	33.273005 °N 81.679898 °W	92.8-82.4 ft msl	272.8 ft msl	4" PVC	S	U. Congaree (IIA)

SAMPLE DATE	02/18/93	05/03/93

FIELD DATA

Parameter	1Q93	2Q93	Unit
Water elevation	160	160	ft msl
pH	7.4	7.2	pH
Sp. conductance	227	234	µS/cm
Water temperature	19.8	20.3	°C
Alkalinity as $CaCO_3$	63	81	mg/L
Volume purged		3.4	well volumes

Hazardous Constituents (264.94, Table 1)

Parameter	1Q93	Mod	GP	H	Flag	Lab	2Q93	Mod	GP	H	Flag	Lab	Unit
Arsenic	<2.0				0	GE	<2.0				0	GE	µg/L
Barium	40				0	GE	39				0	GE	µg/L
Cadmium	<2.0				0	GE	<2.0				0	GE	µg/L
Chromium	<4.0				0	GE	<4.0				0	GE	µg/L
Lead	<3.0				0	GE	<3.0				0	GE	µg/L
Mercury	<0.20	J		●	0	GE	<0.20				0	GE	µg/L
Selenium	<2.0	J1			0	GE	<2.0	J1			0	GE	µg/L
Silver	<2.0				0	GE	<2.0				0	GE	µg/L

Hazardous Constituents (261 App. VIII/264 App. IX)

Parameter	1Q93	Mod	GP	H	Flag	Lab	2Q93	Mod	GP	H	Flag	Lab	Unit
Antimony	<2.0				0	GE	<2.0				0	GE	µg/L
Benzene	<1.0				0	GE	<1.0				0	GE	µg/L
Cobalt	<4.0				0	GE	<4.0				0	GE	µg/L
Copper	<4.0				0	GE	<4.0				0	GE	µg/L
Cyanide	<5.0				0	GE	<5.0				0	GE	µg/L
Nickel	<4.0				0	GE	<4.0				0	GE	µg/L
Phenols	<5.0				0	GE	<5.0				0	GE	µg/L
Tetrachloroethylene	<1.0				0	GE	<1.0				0	GE	µg/L
Thallium	<4.0				0	GE	<2.0				0	GE	µg/L
Trichloroethylene	<1.0				0	GE	<1.0				0	GE	µg/L
Trichlorofluoromethane	<1.0				0	GE	<1.0				0	GE	µg/L
Vanadium	<8.0				0	GE	<8.0				0	GE	µg/L
Zinc	<2.0				0	GE	<2.0				0	GE	µg/L

Water Quality Indicator Parameters

Parameter	1Q93	Mod	GP	H	Flag	Lab	2Q93	Mod	GP	H	Flag	Lab	Unit
Aluminum	<20	J1			0	GE	<20				0	GE	µg/L
Nitrate as nitrogen	8,200				1	GE	9,000				1	GE	µg/L
pH	7.6	J		●	0	GE	7.3	J		●	0	GE	pH

Common Laboratory Contaminants

Parameter	1Q93	Mod	GP	H	Flag	Lab	2Q93	Mod	GP	H	Flag	Lab	Unit
Bis (2-ethylhexyl) phthalate	<10	J1			0	GE	<10	J1			0	GE	µg/L
Methylene chloride	<1.0				0	GE	<1.0				0	GE	µg/L

Note: See Appendix B for flagging criteria.
● = exceeded holding time.
■ = exceeded groundwater protection standard.

WELL FSB 78B (cont.)

Radiological Indicator Parameters

Parameter	1Q93	Mod	GP	H	Flag	Lab	2Q93	Mod	GP	H	Flag	Lab	Unit
Gross alpha	<2.0E+00				0	GE	<2.0E+00				0	GE	pCi/L
Nonvolatile beta	3.3E+00				0	GE	3.1E+00				0	GE	pCi/L

Measured Radionuclides

Parameter	1Q93	Mod	GP	H	Flag	Lab	2Q93	Mod	GP	H	Flag	Lab	Unit
Actinium-228							<3.0E+01				0	GP	pCi/L
Americium-241	<1.0E+00	Y			0	CN	<1.0E+00				0	GP	pCi/L
Cesium-137	<1.0E+01	Y			0	CN	<1.0E+01				0	GP	pCi/L
Cobalt-60	<1.2E+01	Y			0	CN	<1.0E+01				0	GP	pCi/L
Curium-242	<1.0E+00	Y			0	CN	<1.0E+00				0	GP	pCi/L
Curium-243/244	<1.0E+00	Y			0	CN	<1.0E+00				0	GP	pCi/L
Curium-245/246							<1.0E+00				0	GP	pCi/L
Iodine-129	<2.0E+00				0	CN	<2.0E+00				0	GP	pCi/L
Plutonium-238	<1.0E+00	Y			0	CN	<1.0E+00				0	GP	pCi/L
Plutonium-239/240	<1.0E+00	Y			0	CN	<1.0E+00				0	GP	pCi/L
Radium-226	<1.0E+00	Y			0	CN	<1.0E+00				0	GP	pCi/L
Radium-228	<1.3E+00	3Y			0	CN	2.0E+00				0	GP	pCi/L
Strontium-89	<2.0E+00	Y			0	CN	<2.0E+00				0	GP	pCi/L
Strontium-90	<2.0E+00	Y			0	CN	<2.0E+00				0	GP	pCi/L
Technetium-99	<3.0E+02				0	CN	4.9E+02				1	GP	pCi/L
Thorium-228	<1.0E+00				0	CN	<1.0E+00				0	GP	pCi/L
Thorium-230	<1.0E+00				0	CN	<1.0E+00				0	GP	pCi/L
Thorium-232	<1.0E+00				0	CN	<1.0E+00				0	GP	pCi/L
Thorium-234							<3.5E+02				0	GP	pCi/L
Tritium	2.1E+02		■		2	GE	2.2E+02		■		2	GE	pCi/mL
Uranium-233/234	<1.0E+00	Y			0	CN	<1.0E+00				0	GP	pCi/L
Uranium-235	<1.0E+00	Y			0	CN	<1.0E+00				0	GP	pCi/L
Uranium-238	<1.0E+00	Y			0	CN	<1.0E+00				0	GP	pCi/L

Calculated Radionuclides

Parameter	1Q93	Mod	GP	H	Flag	Lab	2Q93	Mod	GP	H	Flag	Lab	Unit
Americium-243	<3.0E-03	C			0		<3.0E-03	C			0		pCi/L
Nickel-63	<1.2E+01	C			0		<1.0E+01	C			0		pCi/L
Plutonium-241	<4.0E+00	C			0		<4.0E+00	C			0		pCi/L
Plutonium-242	<2.0E-05	C			0		<2.0E-05	C			0		pCi/L

Note: See Appendix B for flagging criteria.
● = exceeded holding time.
■ = exceeded groundwater protection standard.

WELL FSB 78C

SRS Coord.	Lat/Longitude	Screen Zone Elevation	Top of Casing	Casing	Pump	Formation
N74772.5 E50170.2	33.273006 °N 81.679934 °W	151.4-141.6 ft msl	273.5 ft msl	4" PVC	V	Barnwell (IIB$_1$)

SAMPLE DATE	02/19/93	05/04/93

FIELD DATA

Parameter	1Q93	2Q93	Unit
Water elevation	210	210	ft msl
pH	4.2	4.1	pH
Sp. conductance	1804	1784	µS/cm
Water temperature	17	22.5	°C
Alkalinity as $CaCO_3$	0	0	mg/L
Volume purged	1.0	1.0	well volumes

Hazardous Constituents (264.94, Table 1)

Parameter	1Q93	Mod	GP	H	Flag	Lab	2Q93	Mod	GP	H	Flag	Lab	Unit
Arsenic	<2.0				0	GE	<2.0				0	GE	µg/L
Barium	360				0	GE	490				0	GE	µg/L
Cadmium	11		■		2	GE	14		■		2	GE	µg/L
Chromium	<4.0				0	GE	<12				0	GE	µg/L
Lead	12				1	GE	11				1	GE	µg/L
Mercury	<0.20				0	GE	<0.20				0	GE	µg/L
Selenium	<2.0				0	GE	<2.0				0	GE	µg/L
Silver	<2.0				0	GE	<6.0				0	GE	µg/L

Hazardous Constituents (261 App. VIII/264 App. IX)

Parameter	1Q93	Mod	GP	H	Flag	Lab	2Q93	Mod	GP	H	Flag	Lab	Unit
Antimony	<2.0				0	GE	<2.0				0	GE	µg/L
Benzene	<1.0				0	GE	<1.0				0	GE	µg/L
Cobalt	190		■		2	GE	280		■		2	GE	µg/L
Copper	<4.0				0	GE	<12				0	GE	µg/L
Cyanide	<5.0				0	GE	<10				0	GE	µg/L
Nickel	71		■		1	GE	110		■		2	GE	µg/L
Phenols	<5.0				0	GE	<5.0				0	GE	µg/L
Tetrachloroethylene	<1.0				0	GE	<1.0				0	GE	µg/L
Thallium	<2.0				0	GE	<2.0				0	GE	µg/L
Trichloroethylene	<1.0				0	GE	<1.0				0	GE	µg/L
Trichlorofluoromethane	<1.0				0	GE	<1.0				0	GE	µg/L
Vanadium	<8.0				0	GE	<24				0	GE	µg/L
Zinc	380		■		0	GE	560		■		0	GE	µg/L

Water Quality Indicator Parameters

Parameter	1Q93	Mod	GP	H	Flag	Lab	2Q93	Mod	GP	H	Flag	Lab	Unit
Aluminum	8,900		■		2	GE	13,000		■		2	GE	µg/L
Nitrate as nitrogen	2.8E+06		■		2	GE	280,000		■		2	GE	µg/L
pH	4.2	J	■	●	0	GE	4.3	J	■	●	0	GE	pH

Common Laboratory Contaminants

Parameter	1Q93	Mod	GP	H	Flag	Lab	2Q93	Mod	GP	H	Flag	Lab	Unit
Bis (2-ethylhexyl) phthalate	<10	J1			0	GE	<10				0	GE	µg/L
Methylene chloride	3.1				1	GE	<1.0				0	GE	µg/L

Note: See Appendix B for flagging criteria.
● = exceeded holding time.
■ = exceeded groundwater protection standard.

WELL FSB 78C (cont.)

Radiological Indicator Parameters

Parameter	1Q93	Mod	GP	H	Flag	Lab	2Q93	Mod	GP	H	Flag	Lab	Unit
Gross alpha	2.5E+02		■		2	GE	1.3E+02		■		2	GE	pCi/L
Nonvolatile beta	1.5E+03		■		2	GE	1.0E+03		■		2	GE	pCi/L

Measured Radionuclides

Parameter	1Q93	Mod	GP	H	Flag	Lab	2Q93	Mod	GP	H	Flag	Lab	Unit
Actinium-228							<3.0E+01				0	GP	pCi/L
Americium-241	<1.0E+00	Y			0	CN	<1.0E+00				0	GP	pCi/L
Cesium-137	<1.0E+01	Y			0	CN	<1.0E+01				0	GP	pCi/L
Cobalt-60	<1.2E+01	Y			0	CN	<1.0E+01				0	GP	pCi/L
Curium-242	1.5E+00	Y			0	CN	<1.0E+00				0	GP	pCi/L
Curium-243/244	<1.0E+00	Y			0	CN	<1.0E+00				0	GP	pCi/L
Curium-245/246							1.1E+00				0	GP	pCi/L
Iodine-129	1.1E+02		■		2	CN	9.6E+01		■		2	GP	pCi/L
Plutonium-238	<1.0E+00	Y			0	CN	5.3E+01		■		2	GP	pCi/L
Plutonium-239/240	<1.0E+00	Y			0	CN	<1.0E+00				0	GP	pCi/L
Radium-226	3.0E+01	Y	■		2	CN	3.8E+01		■		2	GP	pCi/L
Radium-228	4.7E+02	Y	■		2	CN	<1.0E+00				0	GP	pCi/L
Strontium-89	1.5E+01	Y			1	CN	1.2E+02		■		2	GP	pCi/L
Strontium-90	5.2E+02	Y	■		2	CN	6.9E+02		■		2	GP	pCi/L
Technetium-99	8.4E+03	Y	■		2	CN	1.6E+04		■		2	GP	pCi/L
Thorium-228	<1.0E+00	Y			0	CN	<1.0E+00				0	GP	pCi/L
Thorium-230	<1.0E+00	Y			0	CN	<1.0E+00				0	GP	pCi/L
Thorium-232	<1.0E+00	Y			0	CN	<1.0E+00				0	GP	pCi/L
Thorium-234							<3.5E+02				0	GP	pCi/L
Tritium	8.1E+03		■		2	GE	8.2E+03		■		2	GE	pCi/mL
Uranium-233/234	3.6E+01	Y	■		2	CN	3.3E+01		■		2	GP	pCi/L
Uranium-235	2.6E+00	Y			0	CN	1.3E+00				0	GP	pCi/L
Uranium-238	4.2E+01	Y	■		2	CN	3.8E+01		■		2	GP	pCi/L

Calculated Radionuclides

Parameter	1Q93	Mod	GP	H	Flag	Lab	2Q93	Mod	GP	H	Flag	Lab	Unit
Americium-243	<3.0E-03	C			0		<3.0E-03	C			0		pCi/L
Nickel-63	<1.2E+01	C			0		<1.0E+01	C			0		pCi/L
Plutonium-241	<4.0E+00	C			0		<4.0E+00	C			0		pCi/L
Plutonium-242	<2.0E-05	C			0		<2.0E-05	C			0		pCi/L

Note: See Appendix B for flagging criteria.
● = exceeded holding time.
■ = exceeded groundwater protection standard.

WELL FSB 79

SRS Coord.	Lat/Longitude	Screen Zone Elevation	Top of Casing	Casing	Pump	Formation
N73663.1 E50139.7	33.270502 °N 81.677859 °W	204.1-174.1 ft msl	217.8 ft msl	4" PVC	V	Water table (IIB_2)

SAMPLE DATE	02/17/93	05/04/93

FIELD DATA

Parameter	1Q93	2Q93	Unit
Water elevation	200	200	ft msl
pH	3.6	3.4	pH
Sp. conductance	1535	1720	µS/cm
Water temperature	18.2	19.5	°C
Alkalinity as $CaCO_3$	0	0	mg/L
Volume purged	2.4	2.7	well volumes

Hazardous Constituents (264.94, Table 1)

Parameter	1Q93	Mod	GP	H	Flag	Lab	2Q93	Mod	GP	H	Flag	Lab	Unit
Arsenic	<2.0				0	GE	<2.0				0	GE	µg/L
Barium	420				0	GE	320				0	GE	µg/L
Cadmium	2.1				0	GE	<2.0				0	GE	µg/L
Chromium	<4.0				0	GE	<4.0				0	GE	µg/L
Lead	<3.0				0	GE	<3.0				0	GE	µg/L
Mercury	0.53				0	GE	0.40				0	GE	µg/L
Selenium	<2.0				0	GE	<2.0				0	GE	µg/L
Silver	<2.0				0	GE	<2.0				0	GE	µg/L

Hazardous Constituents (261 App. VIII/264 App. IX)

Parameter	1Q93	Mod	GP	H	Flag	Lab	2Q93	Mod	GP	H	Flag	Lab	Unit
Antimony	<2.0				0	GE	<2.0				0	GE	µg/L
Benzene	<1.0				0	GE	<1.0				0	GE	µg/L
Cobalt	260		■		2	GE	280		■		2	GE	µg/L
Copper	34				0	GE	28				0	GE	µg/L
Cyanide	<2.5				0	GE	<10				0	GE	µg/L
Nickel	28				0	GE	26				0	GE	µg/L
Phenols	<5.0				0	GE	<5.0				0	GE	µg/L
Tetrachloroethylene	<1.0				0	GE	<1.0				0	GE	µg/L
Thallium	<2.0				0	GE	<2.0				0	GE	µg/L
Trichloroethylene	<1.0				0	GE	<1.0				0	GE	µg/L
Trichlorofluoromethane	<1.0				0	GE	<1.0				0	GE	µg/L
Vanadium	<8.0				0	GE	<8.0				0	GE	µg/L
Zinc	62		■		0	GE	58		■		0	GE	µg/L

Water Quality Indicator Parameters

Parameter	1Q93	Mod	GP	H	Flag	Lab	2Q93	Mod	GP	H	Flag	Lab	Unit
Aluminum	34,000		■		2	GE	30,000		■		2	GE	µg/L
Nitrate as nitrogen	170,000		■		2	GE	230,000		■		2	GE	µg/L
pH	3.1	J	■	●	1	GE	3.5	J	■	●	1	GE	pH

Common Laboratory Contaminants

Parameter	1Q93	Mod	GP	H	Flag	Lab	2Q93	Mod	GP	H	Flag	Lab	Unit
Bis (2-ethylhexyl) phthalate	<10	J1			0	GE	<10				0	GE	µg/L
Methylene chloride	<1.0				0	GE	<1.0				0	GE	µg/L

Note: See Appendix B for flagging criteria.
● = exceeded holding time.
■ = exceeded groundwater protection standard.

WELL FSB 79 (cont.)

Radiological Indicator Parameters

Parameter	1Q93	Mod	GP	H	Flag	Lab	2Q93	Mod	GP	H	Flag	Lab	Unit
Gross alpha	1.0E+03		■		2	GE	6.4E+02		■		2	GE	pCi/L
Nonvolatile beta	8.3E+02		■		2	GE	7.7E+02		■		2	GE	pCi/L

Measured Radionuclides

Parameter	1Q93	Mod	GP	H	Flag	Lab	2Q93	Mod	GP	H	Flag	Lab	Unit
Actinium-228							<3.0E+01				0	GP	pCi/L
Americium-241	3.6E+01	Y	■		2	CN	5.3E+01		■		2	GP	pCi/L
Cesium-137	<1.0E+01	Y			0	CN	<1.0E+01				0	GP	pCi/L
Cobalt-60	<1.2E+01	Y			0	CN	<1.0E+01				0	GP	pCi/L
Curium-242	<1.0E+00	Y			0	CN	<1.0E+00				0	GP	pCi/L
Curium-243/244	5.6E+01	Y	■		2	CN	1.2E+02		■		2	GP	pCi/L
Curium-245/246							7.9E+00		■		2	GP	pCi/L
Iodine-129	6.1E+01		■		2	CN	6.5E+01		■		2	GP	pCi/L
Plutonium-238	<1.0E+00				0	CN	<1.0E+00				0	GP	pCi/L
Plutonium-239/240	<1.0E+00				0	CN	<1.0E+00				0	GP	pCi/L
Radium-226	2.1E+01	Y	■		2	CN	3.5E+01		■		2	GP	pCi/L
Radium-228	4.3E+01	Y	■		2	CN	1.0E+00	R			0	GP	pCi/L
Strontium-89	<2.0E+00	1Y			0	CN	5.4E+01		■		2	GP	pCi/L
Strontium-90	<2.0E+00				0	CN	2.6E+02		■		2	GP	pCi/L
Technetium-99	6.3E+03		■		2	CN	1.6E+04		■		2	GP	pCi/L
Thorium-228	2.4E+00	Y			0	CN	<1.0E+00				0	GP	pCi/L
Thorium-230	1.1E+00	Y			0	CN	<1.0E+00				0	GP	pCi/L
Thorium-232	<1.0E+00	Y			0	CN	<1.0E+00				0	GP	pCi/L
Thorium-234							<3.5E+02				0	GP	pCi/L
Tritium	8.6E+03		■		2	GE	1.0E+04		■		2	GE	pCi/mL
Uranium-233/234	1.6E+02	Y	■		2	CN	1.9E+02		■		2	GP	pCi/L
Uranium-235	1.1E+01	Y			1	CN	1.0E+01				1	GP	pCi/L
Uranium-238	3.6E+02	Y	■		2	CN	4.0E+02		■		2	GP	pCi/L

Calculated Radionuclides

Parameter	1Q93	Mod	GP	H	Flag	Lab	2Q93	Mod	GP	H	Flag	Lab	Unit
Americium-243	1.7E-01	C			0		3.6E-01	C			0		pCi/L
Nickel-63	<1.2E+01	C			0		<1.0E+01	C			0		pCi/L
Plutonium-241	<4.0E+00	C			0		<4.0E+00	C			0		pCi/L
Plutonium-242	<2.0E-05	C			0		<2.0E-05	C			0		pCi/L

Note: See Appendix B for flagging criteria.
● = exceeded holding time.
■ = exceeded groundwater protection standard.

WELL FSB 79A

SRS Coord.	Lat/Longitude	Screen Zone Elevation	Top of Casing	Casing	Pump	Formation
N73664.5 E50149.6	33.270522 °N 81.677836 °W	34.4-24.0 ft msl	218.1 ft msl	4" PVC	S	L. Congaree (IIA)

SAMPLE DATE	02/17/93	05/04/93

FIELD DATA

Parameter	1Q93	2Q93	Unit
Water elevation	160	160	ft msl
pH	6.6	6.2	pH
Sp. conductance	83	84	µS/cm
Water temperature	18.5	19.5	°C
Alkalinity as $CaCO_3$	26	25	mg/L
Volume purged	3.6	3.5	well volumes

Hazardous Constituents (264.94, Table 1)

Parameter	1Q93	Mod	GP	H	Flag	Lab	2Q93	Mod	GP	H	Flag	Lab	Unit
Arsenic	<2.0				0	GE	<2.0				0	GE	µg/L
Barium	19				0	GE	18				0	GE	µg/L
Cadmium	<2.0				0	GE	<2.0				0	GE	µg/L
Chromium	<4.0				0	GE	<4.0				0	GE	µg/L
Lead	<3.0				0	GE	<3.0				0	GE	µg/L
Mercury	<0.20				0	GE	<0.20				0	GE	µg/L
Selenium	<2.0				0	GE	<2.0	J1			0	GE	µg/L
Silver	<2.0				0	GE	<2.0				0	GE	µg/L

Hazardous Constituents (261 App. VIII/264 App. IX)

Parameter	1Q93	Mod	GP	H	Flag	Lab	2Q93	Mod	GP	H	Flag	Lab	Unit
Antimony	<2.0				0	GE	<2.0				0	GE	µg/L
Benzene	<1.0				0	GE	<1.0				0	GE	µg/L
Cobalt	<4.0				0	GE	<4.0				0	GE	µg/L
Copper	<4.0				0	GE	<4.0				0	GE	µg/L
Cyanide	<5.0	J6		●	0	GE	<5.0				0	GE	µg/L
Nickel	<4.0				0	GE	<4.0				0	GE	µg/L
Phenols	<5.0				0	GE	<5.0				0	GE	µg/L
Tetrachloroethylene	<1.0				0	GE	<1.0				0	GE	µg/L
Thallium	<2.0				0	GE							µg/L
Trichloroethylene	<1.0				0	GE	<1.0				0	GE	µg/L
Trichlorofluoromethane	<1.0				0	GE	<1.0				0	GE	µg/L
Vanadium	<8.0				0	GE	<8.0				0	GE	µg/L
Zinc	2.6				0	GE	2.4				0	GE	µg/L

Water Quality Indicator Parameters

Parameter	1Q93	Mod	GP	H	Flag	Lab	2Q93	Mod	GP	H	Flag	Lab	Unit
Aluminum	<20				0	GE	<20				0	GE	µg/L
Nitrate as nitrogen	450				0	GE	310				0	GE	µg/L
pH	6.3	J	■	●	0	GE	6.4	J	■	●	0	GE	pH

Common Laboratory Contaminants

Parameter	1Q93	Mod	GP	H	Flag	Lab	2Q93	Mod	GP	H	Flag	Lab	Unit
Bis (2-ethylhexyl) phthalate	<10	J1			0	GE							µg/L
Methylene chloride	<1.0	JV			0	GE	<1.0				0	GE	µg/L

Note: See Appendix B for flagging criteria.
● = exceeded holding time.
■ = exceeded groundwater protection standard.

WELL FSB 79A (cont.)

Radiological Indicator Parameters

Parameter	1Q93	Mod	GP	H	Flag	Lab	2Q93	Mod	GP	H	Flag	Lab	Unit
Gross alpha	< 2.0E+00				0	GE	< 2.0E+00				0	GE	pCi/L
Nonvolatile beta	3.7E+00				0	GE	1.1E+01				0	GE	pCi/L

Measured Radionuclides

Parameter	1Q93	Mod	GP	H	Flag	Lab	2Q93	Mod	GP	H	Flag	Lab	Unit
Actinium-228							< 3.0E+01				0	GP	pCi/L
Americium-241	< 1.0E+00				0	CN	< 1.0E+00				0	GP	pCi/L
Cesium-137	< 1.0E+01				0	CN	< 1.0E+01				0	GP	pCi/L
Cobalt-60	< 1.2E+01				0	CN	< 1.0E+01				0	GP	pCi/L
Curium-242	< 1.0E+00				0	CN	< 1.0E+00				0	GP	pCi/L
Curium-243/244	< 1.0E+00				0	CN	< 1.0E+00				0	GP	pCi/L
Curium-245/246							< 1.0E+00				0	GP	pCi/L
Iodine-129	< 2.0E+00				0	CN	< 2.0E+00				0	GP	pCi/L
Plutonium-238	< 1.0E+00				0	CN	< 1.0E+00				0	GP	pCi/L
Plutonium-239/240	< 1.0E+00				0	CN	< 1.0E+00				0	GP	pCi/L
Radium-226	< 1.0E+00				0	CN	< 1.0E+00				0	GP	pCi/L
Radium-228	< 1.9E+00	3			0	CN	< 1.0E+00				0	GP	pCi/L
Strontium-89	< 2.0E+00				0	CN	< 2.0E+00				0	GP	pCi/L
Strontium-90	< 2.0E+00				0	CN	2.2E+00				0	3P	pCi/L
Technetium-99	< 3.0E+02				0	CN	< 3.0E+02				0	GP	pCi/L
Thorium-228	< 1.0E+00				0	CN	< 1.0E+00				0	GP	pCi/L
Thorium-230	< 1.0E+00				0	CN	< 1.0E+00				0	GP	pCi/L
Thorium-232	< 1.0E+00				0	CN	< 1.0E+00				0	GP	pCi/L
Thorium-234							< 3.5E+02				0	GP	pCi/L
Tritium	9.9E+00				0	GE	9.2E+00				0	GE	pCi/mL
Uranium-233/234	< 1.0E+00				0	CN	< 1.0E+00				0	GP	pCi/L
Uranium-235	< 1.0E+00				0	CN	< 1.0E+00				0	GP	pCi/L
Uranium-238	< 1.0E+00				0	CN	< 1.0E+00				0	GP	pCi/L

Calculated Radionuclides

Parameter	1Q93	Mod	GP	H	Flag	Lab	2Q93	Mod	GP	H	Flag	Lab	Unit
Americium-243	< 3.0E-03	C			0		< 3.0E-03	C			0		pCi/L
Nickel-63	< 1.2E+01	C			0		< 1.0E+01	C			0		pCi/L
Plutonium-241	< 4.0E+00	C			0		< 4.0E+00	C			0		pCi/L
Plutonium-242	< 2.0E-05	C			0		< 2.0E-05	C			0		pCi/L

Note: See Appendix B for flagging criteria.
● = exceeded holding time.
■ = exceeded groundwater protection standard.

WELL FSB 79B

SRS Coord.	Lat/Longitude	Screen Zone Elevation	Top of Casing	Casing	Pump	Formation
N73666.1 E50159.2	33.270541 °N 81.677813 °W	91.2-80.7 ft msl	218.2 ft msl	4" PVC	S	U. Congaree (IIA)

SAMPLE DATE 02/17/93 05/04/93

FIELD DATA

Parameter	1Q93	2Q93	Unit
Water elevation	160	160	ft msl
pH	7.2	6.9	pH
Sp. conductance	162	165	µS/cm
Water temperature	18.4	19.3	°C
Alkalinity as $CaCO_3$	70	67	mg/L
Volume purged	3.1	3.0	well volumes

Hazardous Constituents (264.94, Table 1)

Parameter	1Q93	Mod	GP	H	Flag	Lab	2Q93	Mod	GP	H	Flag	Lab	Unit
Arsenic	<2.0				0	GE	<2.0				0	GE	µg/L
Barium	29				0	GE	27				0	GE	µg/L
Cadmium	<2.0				0	GE	<2.0				0	GE	µg/L
Chromium	<4.0				0	GE	<4.0				0	GE	µg/L
Lead	<3.0				0	GE	<3.0				0	GE	µg/L
Mercury	<0.20				0	GE	<0.20				0	GE	µg/L
Selenium	<2.0				0	GE	<2.0	J1			0	GE	µg/L
Silver	<2.0				0	GE	<2.0				0	GE	µg/L

Hazardous Constituents (261 App. VIII/264 App. IX)

Parameter	1Q93	Mod	GP	H	Flag	Lab	2Q93	Mod	GP	H	Flag	Lab	Unit
Antimony	<2.0				0	GE	<2.0				0	GE	µg/L
Benzene	<1.0				0	GE	<1.0				0	GE	µg/L
Cobalt	<4.0				0	GE	<4.0				0	GE	µg/L
Copper	<4.0				0	GE	<4.0				0	GE	µg/L
Cyanide	<5.0				0	GE	<5.0				0	GE	µg/L
Nickel	<4.0				0	GE	<4.0				0	GE	µg/L
Phenols	<5.0				0	GE	<5.0				0	GE	µg/L
Tetrachloroethylene	<1.0				0	GE	<1.0				0	GE	µg/L
Thallium	<2.0				0	GE	<2.0				0	GE	µg/L
Trichloroethylene	1.4				0	GE	<1.0				0	GE	µg/L
Trichlorofluoromethane	<1.0				0	GE	<1.0				0	GE	µg/L
Vanadium	<8.0				0	GE	<8.0				0	GE	µg/L
Zinc	3.0				0	GE	2.5				0	GE	µg/L

Water Quality Indicator Parameters

Parameter	1Q93	Mod	GP	H	Flag	Lab	2Q93	Mod	GP	H	Flag	Lab	Unit
Aluminum	<20				0	GE	<20				0	GE	µg/L
Nitrate as nitrogen	1,000				0	GE	1,100				0	GE	µg/L
pH	6.8	J		•	0	GE	7.2	J		•	0	GE	pH

Common Laboratory Contaminants

Parameter	1Q93	Mod	GP	H	Flag	Lab	2Q93	Mod	GP	H	Flag	Lab	Unit
Bis (2-ethylhexyl) phthalate	<10				0	GE	<10	J1			0	GE	µg/L
Methylene chloride	<1.0				0	GE	1.5				0	GE	µg/L

Note: See Appendix B for flagging criteria.
• = exceeded holding time.
■ = exceeded groundwater protection standard.

WELL FSB 79B (cont.)

Radiological Indicator Parameters

Parameter	1Q93	Mod	GP	H	Flag	Lab	2Q93	Mod	GP	H	Flag	Lab	Unit
Gross alpha	< 2.0E+00				0	GE	< 2.0E+00				0	GE	pCi/L
Nonvolatile beta	2.2E+00				0	GE	< 2.0E+00				0	GE	pCi/L

Measured Radionuclides

Parameter	1Q93	Mod	GP	H	Flag	Lab	2Q93	Mod	GP	H	Flag	Lab	Unit
Actinium-228							< 3.0E+01				0	GP	pCi/L
Americium-241	< 1.0E+00				0	CN	< 1.0E+00				0	GP	pCi/L
Cesium-137	< 1.0E+01				0	CN	< 1.0E+01				0	GP	pCi/L
Cobalt-60	< 1.2E+01				0	CN	< 1.0E+01				0	GP	pCi/L
Curium-242	< 1.0E+00				0	CN	< 1.0E+00				0	GP	pCi/L
Curium-243/244	< 1.0E+00				0	CN	< 1.0E+00				0	GP	pCi/L
Curium-245/246							< 1.0E+00				0	GP	pCi/L
Iodine-129	< 2.0E+00				0	CN	< 2.0E+00				0	GP	pCi/L
Plutonium-238	< 1.0E+00				0	CN	< 1.0E+00				0	GP	pCi/L
Plutonium-239/240	< 1.0E+00				0	CN	< 1.0E+00				0	GP	pCi/L
Radium-226	< 1.0E+00				0	CN	< 1.0E+00				0	GP	pCi/L
Radium-228	< 1.0E+00				0	CN	< 1.0E+00				0	GP	pCi/L
Strontium-89	< 2.0E+00				0	CN	< 2.0E+00				0	GP	pCi/L
Strontium-90	< 2.0E+00				0	CN	< 2.0E+00				0	GP	pCi/L
Technetium-99	< 3.0E+02				0	CN	< 3.0E+02				0	GP	pCi/L
Thorium-228	< 1.3E+00	3			0	CN	< 1.0E+00				0	GP	pCi/L
Thorium-230	1.1E+00				0	CN	< 1.0E+00				0	GP	pCi/L
Thorium-232	< 1.0E+00				0	CN	< 1.0E+00				0	GP	pCi/L
Thorium-234							< 3.5E+02				0	GP	pCi/L
Tritium	2.0E+01				1	GE	1.9E+01				1	GE	pCi/mL
Uranium-233/234	< 1.0E+00				0	CN	< 1.0E+00				0	GP	pCi/L
Uranium-235	< 1.0E+00				0	CN	< 1.0E+00				0	GP	pCi/L
Uranium-238	< 1.0E+00				0	CN	< 1.0E+00				0	GP	pCi/L

Calculated Radionuclides

Parameter	1Q93	Mod	GP	H	Flag	Lab	2Q93	Mod	GP	H	Flag	Lab	Unit
Americium-243	< 3.0E-03	C			0		< 3.0E-03	C			0		pCi/L
Nickel-63	< 1.2E+01	C			0		< 1.0E+01	C			0		pCi/L
Plutonium-241	< 4.0E+00	C			0		< 4.0E+00	C			0		pCi/L
Plutonium-242	< 2.0E-05	C			0		< 2.0E-05	C			0		pCi/L

Note: See Appendix B for flagging criteria.
● = exceeded holding time.
■ = exceeded groundwater protection standard.

WELL FSB 79C

SRS Coord.	Lat/Longitude	Screen Zone Elevation	Top of Casing	Casing	Pump	Formation
N73668.0 E50171.3	33.270565 °N 81.677785 °W	159.6-149.8 ft msl	218.4 ft msl	4" PVC	V	Barnwell (IIB$_1$)

SAMPLE DATE	02/17/93	05/04/93

FIELD DATA

Parameter	1Q93	2Q93	Unit
Water elevation	200	200	ft msl
pH	3.8	3.7	pH
Sp. conductance	1174	1132	µS/cm
Water temperature	18.1	19.7	°C
Alkalinity as $CaCO_3$	0	0	mg/L
Volume purged	2.2	3.0	well volumes

Hazardous Constituents (264.94, Table 1)

Parameter	1Q93	Mod	GP	H	Flag	Lab	2Q93	Mod	GP	H	Flag	Lab	Unit
Arsenic	<2.0				0	GE	<2.0				0	GE	µg/L
Barium	320				0	GE	290				0	GE	µg/L
Cadmium	18		■		2	GE	17		■		2	GE	µg/L
Chromium	<4.0				0	GE	<4.0				0	GE	µg/L
Lead	<3.0				0	GE	<3.0				0	GE	µg/L
Mercury	0.44				0	GE	0.64				0	GE	µg/L
Selenium	<2.0				0	GE	<2.0				0	GE	µg/L
Silver	<2.0				0	GE	<2.0				0	GE	µg/L

Hazardous Constituents (261 App. VIII/264 App. IX)

Parameter	1Q93	Mod	GP	H	Flag	Lab	2Q93	Mod	GP	H	Flag	Lab	Unit
Antimony	<2.0				0	GE	<2.0				0	GE	µg/L
Benzene	<1.0				0	GE	<1.0				0	GE	µg/L
Cobalt	51				2	GE	56				2	GE	µg/L
Copper	28				0	GE	24				0	GE	µg/L
Cyanide	<2.5				0	GE	<10				0	GE	µg/L
Nickel	20				0	GE	18				0	GE	µg/L
Phenols	<5.0				0	GE	<5.0				0	GE	µg/L
Tetrachloroethylene	<1.0				0	GE	<1.0				0	GE	µg/L
Thallium	<2.0				0	GE	<2.0				0	GE	µg/L
Trichloroethylene	<1.0				0	GE	<1.0				0	GE	µg/L
Trichlorofluoromethane	<1.0				0	GE	<1.0				0	GE	µg/L
Vanadium	<8.0				0	GE	<8.0				0	GE	µg/L
Zinc	58		■		0	GE	59		■		0	GE	µg/L

Water Quality Indicator Parameters

Parameter	1Q93	Mod	GP	H	Flag	Lab	2Q93	Mod	GP	H	Flag	Lab	Unit
Aluminum	26,000		■		2	GE	25,000		■		2	GE	µg/L
Nitrate as nitrogen	150,000		■		2	GE	150,000		■		2	GE	µg/L
pH	3.3	J	■	●	1	GE	3.7	J	■	●	1	GE	pH

Common Laboratory Contaminants

Parameter	1Q93	Mod	GP	H	Flag	Lab	2Q93	Mod	GP	H	Flag	Lab	Unit
Bis (2-ethylhexyl) phthalate	<10	J1			0	GE	<10				0	GE	µg/L
Methylene chloride	<1.0				0	GE	<1.0				0	GE	µg/L

Note: See Appendix B for flagging criteria.
● = exceeded holding time.
■ = exceeded groundwater protection standard.

WELL FSB 79C (cont.)

Radiological Indicator Parameters

Parameter	1Q93	Mod	GP	H	Flag	Lab	2Q93	Mod	GP	H	Flag	Lab	Unit
Gross alpha	6.9E+02		■		2	GE	5.1E+02		■		2	GE	pCi/L
Nonvolatile beta	2.6E+03		■		2	GE	2.3E+03		■		2	GE	pCi/L

Measured Radionuclides

Parameter	1Q93	Mod	GP	H	Flag	Lab	2Q93	Mod	GP	H	Flag	Lab	Unit
Actinium-228							<3.0E+01				0	GP	pCi/L
Americium-241	2.4E+01	Y	■		2	CN	2.1E+01		■		2	GP	pCi/L
Cesium-137	<1.0E+01	Y			0	CN	<1.0E+01				0	GP	pCi/L
Cobalt-60	<1.2E+01	Y			0	CN	<1.0E+01				0	GP	pCi/L
Curium-242	<1.0E+00	Y			0	CN	<1.0E+00				0	GP	pCi/L
Curium-243/244	1.7E+01	Y	■		2	CN	2.8E+01		■		2	GP	pCi/L
Curium-245/246							4.0E+00				1	GP	pCi/L
Iodine-129	4.8E+01		■		2	CN	4.2E+01		■		2	GP	pCi/L
Plutonium-238	<1.0E+00	Y			0	CN	1.1E+01		■		2	GP	pCi/L
Plutonium-239/240	<1.0E+00	Y			0	CN	<1.0E+00				0	GP	pCi/L
Radium-226	4.3E+01	Y	■		2	CN	4.3E+01		■		2	GP	pCi/L
Radium-228	2.0E+02	2Y	■		2	CN	2.0E+01				1	GP	pCi/L
Strontium-89	<2.0E+00	1Y			0	CN	1.1E+02		■		2	GP	pCi/L
Strontium-90	<2.0E+00	1Y			0	CN	1.0E+03		■		2	GP	pCi/L
Technetium-99	6.7E+03		■		2	CN	1.3E+04		■		2	GP	pCi/L
Thorium-228	3.8E+00	Y			0	CN	<1.0E+00				0	GP	pCi/L
Thorium-230	<1.0E+00	Y			0	CN	<1.0E+00				0	GP	[illegible]i/L
Thorium-232	<1.0E+00	Y			0	CN	<1.0E+00				0	GP	pCi/L
Thorium-234							<3.5E+02				0	GP	pCi/L
Tritium	7.6E+03		■		2	GE	7.4E+03		■		2	GE	pCi/mL
Uranium-233/234	2.1E+02	Y	■		2	CN	2.1E+02		■		2	GP	pCi/L
Uranium-235	7.5E+00	Y			1	CN	9.7E+00				1	GP	pCi/L
Uranium-238	2.3E+02	Y	■		2	CN	2.3E+02		■		2	GP	pCi/L

Calculated Radionuclides

Parameter	1Q93	Mod	GP	H	Flag	Lab	2Q93	Mod	GP	H	Flag	Lab	Unit
Americium-243	5.1E-02	C			0		8.4E-02	C			0		pCi/L
Nickel-63	<1.2E+01	C			0		<1.0E+01	C			0		pCi/L
Plutonium-241	<4.0E+00	C			0		<4.0E+00	C			0		pCi/L
Plutonium-242	<2.0E-05	C			0		<2.0E-05	C			0		pCi/L

Note: See Appendix B for flagging criteria.
● = exceeded holding time.
■ = exceeded groundwater protection standard.

WELL FSB 87A

SRS Coord.	Lat/Longitude	Screen Zone Elevation	Top of Casing	Casing	Pump	Formation
N75601.7 E50115.8	33.274751 °N 81.681688 °W	43.6-33.1 ft msl	287.8 ft msl	4" PVC	S	L. Congaree (IIA)

SAMPLE DATE	02/16/93	05/04/93

FIELD DATA

Parameter	1Q93	2Q93	Unit
Water elevation	150	150	ft msl
pH	6.5	6.3	pH
Sp. conductance	102	103	µS/cm
Water temperature	20	20.1	°C
Alkalinity as $CaCO_3$	31	38	mg/L
Volume purged	2.6	2.9	well volumes

Hazardous Constituents (264.94, Table 1)

Parameter	1Q93	Mod	GP	H	Flag	Lab	2Q93	Mod	GP	H	Flag	Lab	Unit
Arsenic	<2.0				0	GE	<2.0				0	GE	µg/L
Barium	19				0	GE	17				0	GE	µg/L
Cadmium	<2.0				0	GE	<2.0				0	GE	µg/L
Chromium	<4.0				0	GE	<4.0				0	GE	µg/L
Lead	<3.0				0	GE	<3.0				0	GE	µg/L
Mercury	<0.20				0	GE	0.26				0	GE	µg/L
Selenium	<2.0				0	GE	<2.0	J1			0	GE	µg/L
Silver	<2.0				0	GE	<2.0				0	GE	µg/L

Hazardous Constituents (261 App. VIII/264 App. IX)

Parameter	1Q93	Mod	GP	H	Flag	Lab	2Q93	Mod	GP	H	Flag	Lab	Unit
Antimony	<2.0				0	GE	<2.0				0	GE	µg/L
Benzene	<1.0				0	GE	<1.0				0	GE	µg/L
Cobalt	<4.0				0	GE	<4.0				0	GE	µg/L
Copper	<4.0				0	GE	<4.0				0	GE	µg/L
Cyanide	<5.0				0	GE	<5.0				0	GE	µg/L
Nickel	<4.0				0	GE	<4.0				0	GE	µg/L
Phenols	<5.0				0	GE	<5.0				0	GE	µg/L
Tetrachloroethylene	<1.0				0	GE	<1.0				0	GE	µg/L
Thallium	<2.0				0	GE	<2.0				0	GE	µg/L
Trichloroethylene	<1.0				0	GE	<1.0				0	GE	µg/L
Trichlorofluoromethane	<1.0				0	GE	<1.0				0	GE	µg/L
Vanadium	<8.0				0	GE	<8.0				0	GE	µg/L
Zinc	<2.0				0	GE	2.5				0	GE	µg/L

Water Quality Indicator Parameters

Parameter	1Q93	Mod	GP	H	Flag	Lab	2Q93	Mod	GP	H	Flag	Lab	Unit
Aluminum	<20				0	GE	<20				0	GE	µg/L
Nitrate as nitrogen	180				0	GE	140				0	GE	µg/L
pH	6.0	J	■	●	0	GE	6.7	J	■	●	0	GE	pH

Common Laboratory Contaminants

Parameter	1Q93	Mod	GP	H	Flag	Lab	2Q93	Mod	GP	H	Flag	Lab	Unit
Bis (2-ethylhexyl) phthalate	<10	J1			0	GE	<10	J1			0	GE	µg/L
Methylene chloride	<1.0				0	GE	1.7				0	GE	µg/L

Note: See Appendix B for flagging criteria.
● = exceeded holding time.
■ = exceeded groundwater protection standard.

WELL FSB 87A (cont.)

Radiological Indicator Parameters

Parameter	1Q93	Mod	GP	H	Flag	Lab	2Q93	Mod	GP	H	Flag	Lab	Unit
Gross alpha	< 2.0E+00				0	GE	< 2.0E+00				0	GE	pCi/L
Nonvolatile beta	< 2.0E+00				0	GE	< 2.0E+00				0	GE	pCi/L

Measured Radionuclides

Parameter	1Q93	Mod	GP	H	Flag	Lab	2Q93	Mod	GP	H	Flag	Lab	Unit
Actinium-228							< 3.0E+01				0	GP	pCi/L
Americium-241	< 1.0E+00				0	CN	< 1.0E+00				0	GP	pCi/L
Cesium-137	< 1.0E+01				0	CN	< 1.0E+01				0	GP	pCi/L
Cobalt-60	< 1.2E+01				0	CN	< 1.0E+01				0	GP	pCi/L
Curium-242	< 1.0E+00				0	CN	< 1.0E+00				0	GP	pCi/L
Curium-243/244	< 1.0E+00				0	CN	< 1.0E+00				0	GP	pCi/L
Curium-245/246							< 1.0E+00				0	GP	pCi/L
Iodine-129	< 2.0E+00				0	CN	< 2.0E+00				0	GP	pCi/L
Plutonium-238	< 1.2E+00	3			0	CN	< 1.0E+00				0	GP	pCi/L
Plutonium-239/240	< 1.0E+00				0	CN	< 1.0E+00				0	GP	pCi/L
Radium-226	< 1.0E+00				0	CN	6.6E+00				0	GP	pCi/L
Radium-228	< 1.0E+00				0	CN	< 1.0E+00				0	GP	pCi/L
Strontium-89	< 2.0E+00				0	CN	< 2.0E+00				0	GP	pCi/L
Strontium-90	< 2.0E+00				0	CN	2.1E+00				0	GP	pCi/L
Technetium-99	< 3.0E+02				0	CN	< 3.0E+02				0	GP	pCi/L
Thorium-228	< 1.0E+00				0	CN	< 1.0E+00				0	GP	pCi/L
Thorium-230	< 1.0E+00				0	CN	< 1.0E+00				0	GP	pCi/L
Thorium-232	< 1.0E+00				0	CN	< 1.0E+00				0	GP	pCi/L
Thorium-234							< 3.5E+02				0	GP	pCi/L
Tritium	4.0E+00				0	GE	2.8E+00				0	GE	pCi/mL
Uranium-233/234	< 1.0E+00				0	CN	< 1.0E+00				0	GP	pCi/L
Uranium-235	< 1.0E+00				0	CN	< 1.0E+00				0	GP	pCi/L
Uranium-238	< 1.0E+00				0	CN	< 1.0E+00				0	GP	pCi/L

Calculated Radionuclides

Parameter	1Q93	Mod	GP	H	Flag	Lab	2Q93	Mod	GP	H	Flag	Lab	Unit
Americium-243	< 3.0E-03	C			0		< 3.0E-03	C			0		pCi/L
Nickel-63	< 1.2E+01	C			0		< 1.0E+01	C			0		pCi/L
Plutonium-241	< 4.0E+00	C			0		< 4.0E+00	C			0		pCi/L
Plutonium-242	< 2.0E-05	C			0		< 2.0E-05	C			0		pCi/L

Note: See Appendix B for flagging criteria.
● = exceeded holding time.
■ = exceeded groundwater protection standard.

WELL FSB 87B

SRS Coord.	Lat/Longitude	Screen Zone Elevation	Top of Casing	Casing	Pump	Formation
N75597.0 E50104.9	33.274722 °N 81.681708 °W	100.5-90.0 ft msl	287.5 ft msl	4" PVC	S	U. Congaree (IIA)

SAMPLE DATE	02/16/93	05/04/93

FIELD DATA

Parameter	1Q93	2Q93	Unit
Water elevation	150	150	ft msl
pH	5.8	5.6	pH
Sp. conductance	74	76	µS/cm
Water temperature	19.9	20.5	°C
Alkalinity as $CaCO_3$	8	5	mg/L
Volume purged	3.8	3.9	well volumes

Hazardous Constituents (264.94, Table 1)

Parameter	1Q93	Mod	GP	H	Flag	Lab	2Q93	Mod	GP	H	Flag	Lab	Unit
Arsenic	<2.0				0	GE	<2.0				0	GE	µg/L
Barium	<3.0				0	GE	<3.0				0	GE	µg/L
Cadmium	<2.0				0	GE	<2.0				0	GE	µg/L
Chromium	<4.0				0	GE	<4.0				0	GE	µg/L
Lead	<3.0				0	GE	<3.0				0	GE	µg/L
Mercury	<0.20				0	GE	<0.20				0	GE	µg/L
Selenium	<2.0				0	GE	<2.0	J1			0	GE	µg/L
Silver	<2.0				0	GE	<2.0				0	GE	µg/L

Hazardous Constituents (261 App. VIII/264 App. IX)

Parameter	1Q93	Mod	GP	H	Flag	Lab	2Q93	Mod	GP	H	Flag	Lab	Unit
Antimony	<2.0				0	GE	<2.0				0	GE	µg/L
Benzene	<1.0				0	GE	<1.0				0	GE	µg/L
Cobalt	<4.0				0	GE	<4.0				0	GE	µg/L
Copper	5.7				0	GE	4.9				0	GE	µg/L
Cyanide	<5.0				0	GE	<5.0				0	GE	µg/L
Nickel	<4.0				0	GE	<4.0				0	GE	µg/L
Phenols	<5.0				0	GE	<5.0				0	GE	µg/L
Tetrachloroethylene	<1.0				0	GE	<1.0				0	GE	µg/L
Thallium	<2.0				0	GE	<2.0				0	GE	µg/L
Trichloroethylene	<1.0				0	GE	<1.0				0	GE	µg/L
Trichlorofluoromethane	<1.0				0	GE	<1.0				0	GE	µg/L
Vanadium	<8.0				0	GE	<8.0				0	GE	µg/L
Zinc	<2.0				0	GE	3.9				0	GE	µg/L

Water Quality Indicator Parameters

Parameter	1Q93	Mod	GP	H	Flag	Lab	2Q93	Mod	GP	H	Flag	Lab	Unit
Aluminum	31				1	GE	24				0	GE	µg/L
Nitrate as nitrogen	4,800				0	GE	5,400				1	GE	µg/L
pH	5.2	J	■	●	0	GE	6.1	J	■	●	0	GE	pH

Common Laboratory Contaminants

Parameter	1Q93	Mod	GP	H	Flag	Lab	2Q93	Mod	GP	H	Flag	Lab	Unit
Bis (2-ethylhexyl) phthalate	<10	J1			0	GE	<10	J1			0	GE	µg/L
Methylene chloride	<1.0				0	GE	1.9				0	GE	µg/L

Note: See Appendix B for flagging criteria.
● = exceeded holding time.
■ = exceeded groundwater protection standard.

WELL FSB 87B (cont.)

Radiological Indicator Parameters

Parameter	1Q93	Mod	GP	H	Flag	Lab	2Q93	Mod	GP	H	Flag	Lab	Unit
Gross alpha	< 2.0E+00				0	GE	< 2.0E+00				0	GE	pCi/L
Nonvolatile beta	3.1E+00				0	GE	< 2.0E+00				0	GE	pCi/L

Measured Radionuclides

Parameter	1Q93	Mod	GP	H	Flag	Lab	2Q93	Mod	GP	H	Flag	Lab	Unit
Actinium-228							< 3.0E+01				0	GP	pCi/L
Americium-241	< 1.0E+00				0	CN	< 1.0E+00				0	GP	pCi/L
Cesium-137	< 1.0E+01				0	CN	< 1.0E+01				0	GP	pCi/L
Cobalt-60	< 1.2E+01				0	CN	< 1.0E+01				0	GP	pCi/L
Curium-242	< 1.0E+00				0	CN	< 1.0E+00				0	GP	pCi/L
Curium-243/244	< 1.0E+00				0	CN	< 1.0E+00				0	GP	pCi/L
Curium-245/246							< 1.0E+00				0	GP	pCi/L
Iodine-129	< 2.0E+00				0	CN	< 2.0E+00				0	GP	pCi/L
Plutonium-238	< 1.0E+00				0	CN	< 1.0E+00				0	GP	pCi/L
Plutonium-239/240	< 1.0E+00				0	CN	< 1.0E+00				0	GP	pCi/L
Radium-226	< 1.0E+00				0	CN	< 1.0E+00				0	GP	pCi/L
Radium-228	< 1.0E+00				0	CN	< 1.0E+00				0	GP	pCi/L
Strontium-89	< 2.0E+00				0	CN	< 2.0E+00				0	GP	pCi/L
Strontium-90	< 2.0E+00				0	CN	< 2.0E+00				0	GP	pCi/L
Technetium-99	< 3.0E+02				0	CN	< 3.0E+02				0	GP	pCi/L
Thorium-228	< 4.0E+02				0	CN	< 1.0E+00				0	GP	pCi/L
Thorium-230		R4			0	CN	< 1.0E+00				0	GP	pCi/L
Thorium-232		R4			0	CN	< 1.0E+00				0	GP	pCi/L
Thorium-234							< 3.5E+02				0	GP	pCi/L
Tritium	6.3E+01		■		2	GE	6.6E+01		■		2	GE	pCi/mL
Uranium-233/234	< 1.0E+00				0	CN	< 1.0E+00				0	GP	pCi/L
Uranium-235	< 1.0E+00				0	CN	< 1.0E+00				0	GP	pCi/L
Uranium-238	< 1.0E+00				0	CN	< 1.0E+00				0	GP	pCi/L

Calculated Radionuclides

Parameter	1Q93	Mod	GP	H	Flag	Lab	2Q93	Mod	GP	H	Flag	Lab	Unit
Americium-243	< 3.0E-03	C			0		< 3.0E-03	C			0		pCi/L
Nickel-63	< 1.2E+01	C			0		< 1.0E+01	C			0		pCi/L
Plutonium-241	< 4.0E+00	C			0		< 4.0E+00	C			0		pCi/L
Plutonium-242	< 2.0E-05	C			0		< 2.0E-05	C			0		pCi/L

Note: See Appendix B for flagging criteria.
● = exceeded holding time.
■ = exceeded groundwater protection standard.

WELL FSB 87C

SRS Coord.	Lat/Longitude	Screen Zone Elevation	Top of Casing	Casing	Pump	Formation
N75591.9 E50093.4	33.274692 °N 81.681728 °W	159.3-148.8 ft msl	287.5 ft msl	4" PVC	S	Barnwell (IIB$_1$)

SAMPLE DATE	02/16/93	05/04/93

FIELD DATA

Parameter	1Q93	2Q93	Unit
Water elevation	210	210	ft msl
pH	6.1	5.7	pH
Sp. conductance	92	93	µS/cm
Water temperature	20.2	20.4	°C
Alkalinity as $CaCO_3$	8	7	mg/L
Volume purged	3.9	3.0	well volumes

Hazardous Constituents (264.94, Table 1)

Parameter	1Q93	Mod	GP	H	Flag	Lab	2Q93	Mod	GP	H	Flag	Lab	Unit
Arsenic	<2.0				0	GE	<2.0				0	GE	µg/L
Barium	14				0	GE	13				0	GE	µg/L
Cadmium	<2.0				0	GE	<2.0				0	GE	µg/L
Chromium	<4.0				0	GE	<4.0				0	GE	µg/L
Lead	4.4				0	GE	<3.0				0	GE	µg/L
Mercury	<0.20				0	GE	<0.20				0	GE	µg/L
Selenium	<2.0				0	GE	<2.0	J1			0	GE	µg/L
Silver	<2.0				0	GE	<2.0				0	GE	µg/L

Hazardous Constituents (261 App. VIII/264 App. IX)

Parameter	1Q93	Mod	GP	H	Flag	Lab	2Q93	Mod	GP	H	Flag	Lab	Unit
Antimony	<2.0				0	GE	<2.0				0	GE	µg/L
Benzene	<1.0				0	GE	<1.0				0	GE	µg/L
Cobalt	<4.0				0	GE	<4.0				0	GE	µg/L
Copper	15				0	GE	17				0	GE	µg/L
Cyanide	<5.0				0	GE	<5.0				0	GE	µg/L
Nickel	<4.0				0	GE	<4.0				0	GE	µg/L
Phenols	<5.0				0	GE	<5.0				0	GE	µg/L
Tetrachloroethylene	<1.0				0	GE	<1.0				0	GE	µg/L
Thallium	<2.0				0	GE	<2.0				0	GE	µg/L
Trichloroethylene	<1.0				0	GE	<1.0				0	GE	µg/L
Trichlorofluoromethane	<1.0				0	GE	<1.0				0	GE	µg/L
Vanadium	<8.0				0	GE	<8.0				0	GE	µg/L
Zinc	15				0	GE	18				0	GE	µg/L

Water Quality Indicator Parameters

Parameter	1Q93	Mod	GP	H	Flag	Lab	2Q93	Mod	GP	H	Flag	Lab	Unit
Aluminum	<20				0	GE	<20				0	GE	µg/L
Nitrate as nitrogen	7,800				1	GE	7,100				1	GE	µg/L
pH	5.8	J	■	●	0	GE	6.0	J	■	●	0	GE	pH

Common Laboratory Contaminants

Parameter	1Q93	Mod	GP	H	Flag	Lab	2Q93	Mod	GP	H	Flag	Lab	Unit
Bis (2-ethylhexyl) phthalate	<10	J1			0	GE	<10				0	GE	µg/L
Methylene chloride	<1.0				0	GE	1.3				0	GE	µg/L

Note: See Appendix B for flagging criteria.
● = exceeded holding time.
■ = exceeded groundwater protection standard.

WELL FSB 87C (cont.)

Radiological Indicator Parameters

Parameter	1Q93	Mod	GP	H	Flag	Lab	2Q93	Mod	GP	H	Flag	Lab	Unit
Gross alpha	<2.0E+00				0	GE	<2.0E+00				0	GE	pCi/L
Nonvolatile beta	3.9E+00				0	GE	2.6E+00				0	GE	pCi/L

Measured Radionuclides

Parameter	1Q93	Mod	GP	H	Flag	Lab	2Q93	Mod	GP	H	Flag	Lab	Unit
Actinium-228							<3.0E+01				0	GP	pCi/L
Americium-241	<1.0E+00	Y			0	CN	<1.0E+00				0	GP	pCi/L
Cesium-137	<1.0E+01	Y			0	CN	<1.0E+01				0	GP	pCi/L
Cobalt-60	<1.2E+01	Y			0	CN	<1.0E+01				0	GP	pCi/L
Curium-242	<1.0E+00	Y			0	CN	<1.0E+00				0	GP	pCi/L
Curium-243/244	<1.0E+00	Y			0	CN	<1.0E+00				0	GP	pCi/L
Curium-245/246							<1.0E+00				0	GP	pCi/L
Iodine-129	<2.0E+00				0	CN	<2.0E+00				0	GP	pCi/L
Plutonium-238	<1.0E+00	Y			0	CN	<1.0E+00				0	GP	pCi/L
Plutonium-239/240	<1.0E+00	Y			0	CN	<1.0E+00				0	GP	pCi/L
Radium-226	<1.0E+00	Y			0	CN	<1.0E+00				0	GP	pCi/L
Radium-228	<1.0E+00	Y			0	CN	<1.0E+00				0	GP	pCi/L
Strontium-89	<2.0E+00	Y			0	CN	<2.0E+00				0	GP	pCi/L
Strontium-90	<2.0E+00	Y			0	CN	<2.0E+00				0	GP	pCi/L
Technetium-99	7.0E+02				1	CN	1.1E+03		■		2	GP	pCi/L
Thorium-228	<1.0E+00	Y			0	CN	<1.0E+00				0	GP	pCi/L
Thorium-230	<1.0E+00	Y			0	CN	<1.0E+00				0	GP	pCi/L
Thorium-232	<1.0E+00	Y			0	CN	<1.0E+00				0	GP	pCi/L
Thorium-234							<3.5E+02				0	GP	pCi/L
Tritium	4.8E+02		■		2	GE	4.8E+02		■		2	GE	pCi/mL
Uranium-233/234	<1.0E+00	Y			0	CN	<1.0E+00				0	GP	pCi/L
Uranium-235	<1.0E+00	Y			0	CN	<1.0E+00				0	GP	pCi/L
Uranium-238	<1.0E+00	Y			0	CN	<1.0E+00				0	GP	pCi/L

Calculated Radionuclides

Parameter	1Q93	Mod	GP	H	Flag	Lab	2Q93	Mod	GP	H	Flag	Lab	Unit
Americium-243	<3.0E-03	C			0		<3.0E-03	C			0		pCi/L
Nickel-63	<1.2E+01	C			0		<1.0E+01	C			0		pCi/L
Plutonium-241	<4.0E+00	C			0		<4.0E+00	C			0		pCi/L
Plutonium-242	<2.0E-05	C			0		<2.0E-05	C			0		pCi/L

Note: See Appendix B for flagging criteria.
● = exceeded holding time.
■ = exceeded groundwater protection standard.

WELL FSB 87D

SRS Coord.	Lat/Longitude	Screen Zone Elevation	Top of Casing	Casing	Pump	Formation
N75586.3 E50081.1	33.27466 °N 81.681749 °W	216.8-187.4 ft msl	287.3 ft msl	4" PVC	S	Water table (IIB_2)

SAMPLE DATE	02/16/93	05/04/93

FIELD DATA

Parameter	1Q93	2Q93	Unit
Water elevation	210	210	ft msl
pH	4.2	4	pH
Sp. conductance	80	80	µS/cm
Water temperature	20.7	20.7	°C
Alkalinity as $CaCO_3$	0	0	mg/L
Volume purged	3.1	2.9	well volumes

Hazardous Constituents (264.94, Table 1)

Parameter	1Q93	Mod	GP	H	Flag	Lab	2Q93	Mod	GP	H	Flag	Lab	Unit
Arsenic	<2.0				0	GE	<2.0				0	GE	µg/L
Barium	22				0	GE	19				0	GE	µg/L
Cadmium	2.6				1	GE	2.2				0	GE	µg/L
Chromium	<4.0				0	GE	<4.0				0	GE	µg/L
Lead	4.5				0	GE	3.2				0	GE	µg/L
Mercury	<0.20				0	GE	<0.20				0	GE	µg/L
Selenium	<2.0				0	GE	<2.0	J1			0	GE	µg/L
Silver	<2.0				0	GE	<2.0				0	GE	µg/L

Hazardous Constituents (261 App. VIII/264 App. IX)

Parameter	1Q93	Mod	GP	H	Flag	Lab	2Q93	Mod	GP	H	Flag	Lab	Unit
Antimony	<2.0				0	GE	<2.0				0	GE	µg/L
Benzene	<1.0				0	GE	<1.0				0	GE	µg/L
Cobalt	<4.0				0	GE	<4.0				0	GE	µg/L
Copper	240		■		0	GE	180		■		0	GE	µg/L
Cyanide	<5.0				0	GE	<5.0				0	GE	µg/L
Nickel	<4.0				0	GE	<4.0				0	GE	µg/L
Phenols	<5.0				0	GE	<5.0				0	GE	µg/L
Tetrachloroethylene	<1.0				0	GE	<1.0				0	GE	µg/L
Thallium	<2.0				0	GE	<2.0				0	GE	µg/L
Trichloroethylene	<1.0				0	GE	<1.0				0	GE	µg/L
Trichlorofluoromethane	<1.0				0	GE	<1.0				0	GE	µg/L
Vanadium	<8.0				0	GE	<8.0				0	GE	µg/L
~~Zinc~~	21		■		0	GE	26		■		0	GE	µg/L

Water Quality Indicator Parameters

Parameter	1Q93	Mod	GP	H	Flag	Lab	2Q93	Mod	GP	H	Flag	Lab	Unit
Aluminum	900		■		2	GE	900		■		2	GE	µg/L
Nitrate as nitrogen	4,000				0	GE	3,800				0	GE	µg/L
pH	3.6	J	■	●	1	GE	6.3	J	■	●	0	GE	pH

Common Laboratory Contaminants

Parameter	1Q93	Mod	GP	H	Flag	Lab	2Q93	Mod	GP	H	Flag	Lab	Unit
Bis (2-ethylhexyl) phthalate	<10	J1			0	GE	<10	J1			0	GE	µg/L
Methylene chloride	<1.0				0	GE	<1.0				0	GE	µg/L

Note: See Appendix B for flagging criteria.
● = exceeded holding time.
■ = exceeded groundwater protection standard.

WELL FSB 87D (cont.)

Radiological Indicator Parameters

Parameter	1Q93	Mod	GP	H	Flag	Lab	2Q93	Mod	GP	H	Flag	Lab	Unit
Gross alpha	7.0E+01		■		2	GE	7.3E+01		■		2	GE	pCi/L
Nonvolatile beta	4.1E+01				1	GE	4.9E+01				1	GE	pCi/L

Measured Radionuclides

Parameter	1Q93	Mod	GP	H	Flag	Lab	2Q93	Mod	GP	H	Flag	Lab	Unit
Actinium-228							<3.0E+01				0	GP	pCi/L
Americium-241	<1.0E+00				0	CN	<1.0E+00				0	GP	pCi/L
Cesium-137	<1.0E+01				0	CN	<1.0E+01				0	GP	pCi/L
Cobalt-60	<1.2E+01				0	CN	<1.0E+01				0	GP	pCi/L
Curium-242	<1.0E+00				0	CN	<1.0E+00				0	GP	pCi/L
Curium-243/244	<1.0E+00				0	CN	1.0E+00				0	GP	pCi/L
Curium-245/246							<1.0E+00				0	GP	pCi/L
Iodine-129	6.0E+00		■		2	CN	<2.0E+00				0	GP	pCi/L
Plutonium-238	<1.0E+00				0	CN	<1.0E+00				0	GP	pCi/L
Plutonium-239/240	<1.0E+00				0	CN	<1.0E+00				0	GP	pCi/L
Radium-226	1.6E+00				0	CN	1.8E+00				0	GP	pCi/L
Radium-228	4.8E+00				0	CN	<1.0E+00				0	GP	pCi/L
Strontium-89	<2.0E+00				0	CN	2.3E+00				0	GP	pCi/L
Strontium-90	6.9E+00				1	CN	6.5E+00				1	GP	pCi/L
Technetium-99	<3.0E+02				0	CN	1.3E+03		■		2	GP	pCi/L
Thorium-228	<1.0E+00				0	CN	<1.0E+00				0	GP	pCi/L
Thorium-230	<1.0E+00				0	CN	<1.0E+00				0	GP	pCi/L
Thorium-232	<1.0E+00				0	CN	<1.0E+00				0	GP	pCi/L
Thorium-234							<3.5E+02				0	GP	pCi/L
Tritium	7.1E+01		■		2	GE	7.0E+01		■		2	GE	pCi/mL
Uranium-233/234	3.6E+01		■		2	CN	2.9E+01		■		2	GP	pCi/L
Uranium-235	2.6E+00				0	CN	2.2E+00				0	GP	pCi/L
Uranium-238	7.3E+01		■		2	CN	6.7E+01		■		2	GP	pCi/L

Calculated Radionuclides

Parameter	1Q93	Mod	GP	H	Flag	Lab	2Q93	Mod	GP	H	Flag	Lab	Unit
Americium-243	<3.0E-03	C			0		3.0E-03	C			0		pCi/L
Nickel-63	<1.2E+01	C			0		<1.0E+01	C			0		pCi/L
Plutonium-241	<4.0E+00	C			0		<4.0E+00	C			0		pCi/L
Plutonium-242	<2.0E-05	C			0		<2.0E-05	C			0		pCi/L

Note: See Appendix B for flagging criteria.
● = exceeded holding time.
■ = exceeded groundwater protection standard.

WELL FSB 88C

SRS Coord.	Lat/Longitude	Screen Zone Elevation	Top of Casing	Casing	Pump	Formation
N75619.4 E51518.0	33.277078 °N 81.678031 °W	168.4-158.4 ft msl	283 ft msl	4" PVC	S	Barnwell (IIB$_1$)

SAMPLE DATE	02/18/93	05/04/93

FIELD DATA

Parameter	1Q93	2Q93	Unit
Water elevation	220	220	ft msl
pH	5.6	5.4	pH
Sp. conductance	50	52	µS/cm
Water temperature	18.8	19.6	°C
Alkalinity as $CaCO_3$	7	7	mg/L
Volume purged	3.7	3.9	well volumes

Hazardous Constituents (264.94, Table 1)

Parameter	1Q93	Mod	GP	H	Flag	Lab	2Q93	Mod	GP	H	Flag	Lab	Unit
Arsenic	<2.0				0	GE	<2.0				0	GE	µg/L
Barium	12				0	GE	11				0	GE	µg/L
Cadmium	<2.0				0	GE	<2.0				0	GE	µg/L
Chromium	<4.0				0	GE	<4.0				0	GE	µg/L
Lead	<3.0				0	GE	<3.0				0	GE	µg/L
Mercury	<0.20				0	GE	<0.20				0	GE	µg/L
Selenium	<2.0				0	GE	<2.0	J1			0	GE	µg/L
Silver	<2.0				0	GE	<2.0				0	GE	µg/L

Hazardous Constituents (261 App. VIII/264 App. IX)

Parameter	1Q93	Mod	GP	H	Flag	Lab	2Q93	Mod	GP	H	Flag	Lab	Unit
Antimony	<2.0				0	GE	<2.0				0	GE	µg/L
Benzene	<1.0				0	GE	<1.0				0	GE	µg/L
Cobalt	<4.0				0	GE	<4.0				0	GE	µg/L
Copper	<4.0				0	GE	<4.0				0	GE	µg/L
Cyanide	<5.0				0	GE	<5.0				0	GE	µg/L
Nickel	<4.0				0	GE	<4.0				0	GE	µg/L
Phenols	<5.0				0	GE	<5.0				0	GE	µg/L
Tetrachloroethylene	7.5		■		2	GE	2.1				0	GE	µg/L
Thallium	<2.0				0	GE	<2.0				0	GE	µg/L
Trichloroethylene	5.8		■		2	GE	1.4				0	GE	µg/L
Trichlorofluoromethane	1.8				0	GE	1.2				0	GE	µg/L
Vanadium	<8.0				0	GE	<8.0				0	GE	µg/L
Zinc	9.8				0	GE	13				0	GE	µg/L

Water Quality Indicator Parameters

Parameter	1Q93	Mod	GP	H	Flag	Lab	2Q93	Mod	GP	H	Flag	Lab	Unit
Aluminum	<20				0	GE	<20				0	GE	µg/L
Nitrate as nitrogen	1,900				0	GE	2,200				0	GE	µg/L
pH	4.9	J	■	●	0	GE	5.8	J	■	●	0	GE	pH

Common Laboratory Contaminants

Parameter	1Q93	Mod	GP	H	Flag	Lab	2Q93	Mod	GP	H	Flag	Lab	Unit
Bis (2-ethylhexyl) phthalate	<10	J1			0	GE	<10	J1			0	GE	µg/L
Methylene chloride	1.8	JV			0	GE	2.1				0	GE	µg/L

Note: See Appendix B for flagging criteria.
● = exceeded holding time.
■ = exceeded groundwater protection standard.

WELL FSB 88C (cont.)

Radiological Indicator Parameters

Parameter	1Q93	Mod	GP	H	Flag	Lab	2Q93	Mod	GP	H	Flag	Lab	Unit
Gross alpha	< 2.0E + 00				0	GE	< 2.0E + 00				0	GE	pCi/L
Nonvolatile beta	< 2.0E + 00				0	GE	< 2.0E + 00				0	GE	pCi/L

Measured Radionuclides

Parameter	1Q93	Mod	GP	H	Flag	Lab	2Q93	Mod	GP	H	Flag	Lab	Unit
Actinium-228							< 3.0E + 01				0	GP	pCi/L
Americium-241	< 1.0E + 00				0	CN	< 1.0E + 00				0	GP	pCi/L
Cesium-137	< 1.0E + 01				0	CN	< 1.0E + 01				0	GP	pCi/L
Cobalt-60	< 1.2E + 01				0	CN	< 1.0E + 01				0	GP	pCi/L
Curium-242	< 1.0E + 00				0	CN	< 1.0E + 00				0	GP	pCi/L
Curium-243/244	< 1.0E + 00				0	CN	< 1.0E + 00				0	GP	pCi/L
Curium-245/246							< 1.0E + 00				0	GP	pCi/L
Iodine-129	< 2.0E + 00				0	CN	< 2.0E + 00				0	GP	pCi/L
Plutonium-238	< 1.0E + 00				0	CN	< 1.0E + 00				0	GP	pCi/L
Plutonium-239/240	< 1.0E + 00				0	CN	< 1.0E + 00				0	GP	pCi/L
Radium-226	< 1.0E + 00				0	CN	< 1.0E + 00				0	GP	pCi/L
Radium-228	< 1.0E + 00				0	CN	< 1.0E + 00				0	GP	pCi/L
Strontium-89	< 2.0E + 00				0	CN	< 2.0E + 00				0	GP	pCi/L
Strontium-90	< 2.0E + 00				0	CN	< 2.0E + 00				0	GP	pCi/L
Technetium-99	< 3.0E + 02				0	CN	< 3.0E + 02				0	GP	pCi/L
Thorium-228	< 1.1E + 00	3			0	CN	< 1.0E + 00				0	GP	pCi/L
Thorium-230	< 1.0E + 00				0	CN	< 1.0E + 00				0	GP	pCi/L
Thorium-232	< 1.0E + 00				0	CN	< 1.0E + 00				0	GP	pCi/L
Thorium-234							< 3.5E + 02				0	GP	pCi/L
Tritium	2.4E + 01		■		2	GE	2.2E + 01		■		2	GE	pCi/mL
Uranium-233/234	< 1.0E + 00				0	CN	< 1.0E + 00				0	GP	pCi/L
Uranium-235	< 1.0E + 00				0	CN	< 1.0E + 00				0	GP	pCi/L
Uranium-238	< 1.0E + 00				0	CN	< 1.0E + 00				0	GP	pCi/L

Calculated Radionuclides

Parameter	1Q93	Mod	GP	H	Flag	Lab	2Q93	Mod	GP	H	Flag	Lab	Unit
Americium-243	< 3.0E-03	C			0		< 3.0E-03	C			0		pCi/L
Nickel-63	< 1.2E + 01	C			0		< 1.0E + 01	C			0		pCi/L
Plutonium-241	< 4.0E + 00	C			0		< 4.0E + 00	C			0		pCi/L
Plutonium-242	< 2.0E-05	C			0		< 2.0E-05	C			0		pCi/L

Note: See Appendix B for flagging criteria.
● = exceeded holding time.
■ = exceeded groundwater protection standard.

WELL FSB 88D

SRS Coord.	Lat/Longitude	Screen Zone Elevation	Top of Casing	Casing	Pump	Formation
N75621.8 E51527.0	33.277098 °N 81.678012 °W	222.1-202.1 ft msl	282.4 ft msl	4" PVC	V	Water table (IIB_2)

SAMPLE DATE	02/18/93	05/04/93

FIELD DATA

Parameter	1Q93	2Q93	Unit
Water elevation	220	220	ft msl
pH	4.5	4.8	pH
Sp. conductance	389	472	µS/cm
Water temperature	19.6	20.5	°C
Alkalinity as $CaCO_3$	0	0	mg/L
Volume purged	2.6	3.1	well volumes

Hazardous Constituents (264.94, Table 1)

Parameter	1Q93	Mod	GP	H	Flag	Lab	2Q93	Mod	GP	H	Flag	Lab	Unit
Arsenic	<2.0				0	GE	<2.0				0	GE	µg/L
Barium	95				0	GE	92				0	GE	µg/L
Cadmium	<2.0				0	GE	<2.0				0	GE	µg/L
Chromium	<4.0				0	GE	<4.0				0	GE	µg/L
Lead	3.8				0	GE	<3.0				0	GE	µg/L
Mercury	20		■		2	GE	32		■		2	GE	µg/L
Selenium	<2.0				0	GE	<2.0	J1			0	GE	µg/L
Silver	<2.0				0	GE	<2.0				0	GE	µg/L

Hazardous Constituents (261 App. VIII/264 App. IX)

Parameter	1Q93	Mod	GP	H	Flag	Lab	2Q93	Mod	GP	H	Flag	Lab	Unit
Antimony	<2.0				0	GE	<2.0				0	GE	µg/L
Benzene	<1.0				0	GE	<1.0				0	GE	µg/L
Cobalt	4.8				0	GE	<4.0				0	GE	µg/L
Copper	<4.0				0	GE	<4.0				0	GE	µg/L
Cyanide	<5.0				0	GE	<5.0				0	GE	µg/L
Nickel	11				0	GE	7.5				0	GE	µg/L
Phenols	<5.0				0	GE	<5.0				0	GE	µg/L
Tetrachloroethylene	<1.0				0	GE	<1.0				0	GE	µg/L
Thallium	<2.0				0	GE	<2.0				0	GE	µg/L
Trichloroethylene	<1.0				0	GE	<1.0				0	GE	µg/L
Trichlorofluoromethane	3.1				0	GE	2.8				0	GE	µg/L
Vanadium	<8.0				0	GE	<8.0				0	GE	µg/L
Zinc	22		■		0	GE	15				0	GE	µg/L

Water Quality Indicator Parameters

Parameter	1Q93	Mod	GP	H	Flag	Lab	2Q93	Mod	GP	H	Flag	Lab	Unit
Aluminum	6,200		■		2	GE	3,200		■		2	GE	µg/L
Nitrate as nitrogen	48,000		■		2	GE	59,000		■		2	GE	µg/L
pH	4.5	J	■	●	0	GE	4.8	J	■	●	0	GE	pH

Common Laboratory Contaminants

Parameter	1Q93	Mod	GP	H	Flag	Lab	2Q93	Mod	GP	H	Flag	Lab	Unit
Bis (2-ethylhexyl) phthalate	<10	J1			0	GE	<10	J1			0	GE	µg/L
Methylene chloride	3.3				1	GE	1.4				0	GE	µg/L

Note: See Appendix B for flagging criteria.
● = exceeded holding time.
■ = exceeded groundwater protection standard.

WELL FSB 88D (cont.)

Radiological Indicator Parameters

Parameter	1Q93	Mod	GP	H	Flag	Lab	2Q93	Mod	GP	H	Flag	Lab	Unit
Gross alpha	1.2E+02		■		2	GE	1.5E+02		■		2	GE	pCi/L
Nonvolatile beta	2.6E+02		■		2	GE	3.4E+02		■		2	GE	pCi/L

Measured Radionuclides

Parameter	1Q93	Mod	GP	H	Flag	Lab	2Q93	Mod	GP	H	Flag	Lab	Unit
Actinium-228							<3.0E+01				0	GP	pCi/L
Americium-241	9.6E+00	Y	■		2	CN	5.4E+00				1	GP	pCi/L
Cesium-137	<1.0E+01	Y			0	CN	<1.0E+01				0	GP	pCi/L
Cobalt-60	<1.2E+01	Y			0	CN	<1.0E+01				0	GP	pCi/L
Curium-242	<1.0E+00	Y			0	CN	<1.0E+00				0	GP	pCi/L
Curium-243/244	2.2E+01	Y	■		2	CN	2.0E+01		■		2	GP	pCi/L
Curium-245/246							<1.0E+00				0	GP	pCi/L
Iodine-129	1.7E+02		■		2	CN	1.5E+02		■		2	GP	pCi/L
Plutonium-238	<1.0E+00	Y			0	CN	<1.0E+00				0	GP	pCi/L
Plutonium-239/240	<1.0E+00	Y			0	CN	<1.0E+00				0	GP	pCi/L
Radium-226	1.6E+00	Y			0	CN	<1.0E+00				0	GP	pCi/L
Radium-228	8.0E+01	Y	■		2	CN	1.9E+01				1	GP	pCi/L
Strontium-89		RY4			0	CN	<2.0E+00				0	GP	pCi/L
Strontium-90		RY4			0	CN	1.7E+02		■		2	GP	pCi/L
Technetium-99	2.8E+03		■		2	CN	4.3E+03		■		2	GP	pCi/L
Thorium-228	<1.0E+00	Y			0	CN	<1.0E+00				0	GP	pCi/L
Thorium-230	<1.0E+00	Y			0	CN	<1.0E+00				0	GP	pCi/L
Thorium-232	<1.0E+00	Y			0	CN	<1.0E+00				0	GP	pCi/L
Thorium-234							<3.5E+02				0	GP	pCi/L
Tritium	2.9E+03		■		2	GE	1.8E+03		■		2	GE	pCi/mL
Uranium-233/234	6.2E+01	Y	■		2	CN	4.2E+01		■		2	GP	pCi/L
Uranium-235	4.0E+00	Y			0	CN	2.5E+00				0	GP	pCi/L
Uranium-238	8.4E+01	Y	■		2	CN	5.4E+01		■		2	GP	pCi/L

Calculated Radionuclides

Parameter	1Q93	Mod	GP	H	Flag	Lab	2Q93	Mod	GP	H	Flag	Lab	Unit
Americium-243	6.6E-02	C			0		6.0E-02	C			0		pCi/L
Nickel-63	<1.2E+01	C			0		<1.0E+01	C			0		pCi/L
Plutonium-241	<4.0E+00	C			0		<4.0E+00	C			0		pCi/L
Plutonium-242	<2.0E-05	C			0		<2.0E-05	C			0		pCi/L

Note: See Appendix B for flagging criteria.
● = exceeded holding time.
■ = exceeded groundwater protection standard.

WELL FSB 89C

SRS Coord.	Lat/Longitude	Screen Zone Elevation	Top of Casing	Casing	Pump	Formation
N75553.2 E51345.2	33.27665 °N 81.678357 °W	166.1-156.1 ft msl	281.3 ft msl	4" PVC	S	Barnwell (IIB$_1$)

SAMPLE DATE	02/20/93	05/04/93

FIELD DATA

Parameter	1Q93	2Q93	Unit
Water elevation	210	210	ft msl
pH	6	5.7	pH
Sp. conductance	58	57	µS/cm
Water temperature	18.9	20.5	°C
Alkalinity as $CaCO_3$	13	10	mg/L
Volume purged	4.0	3.8	well volumes

Hazardous Constituents (264.94, Table 1)

Parameter	1Q93	Mod	GP	H	Flag	Lab	2Q93	Mod	GP	H	Flag	Lab	Unit
Arsenic	<2.0				0	GE	<2.0				0	GE	µg/L
Barium	11				0	GE	11				0	GE	µg/L
Cadmium	<2.0				0	GE	<2.0				0	GE	µg/L
Chromium	<4.0				0	GE	<4.0				0	GE	µg/L
Lead	<3.0				0	GE	<3.0				0	GE	µg/L
Mercury	<0.20				0	GE	<0.20				0	GE	µg/L
Selenium	<2.0				0	GE	<2.0	J1			0	GE	µg/L
Silver	<2.0				0	GE	<2.0				0	GE	µg/L

Hazardous Constituents (261 App. VIII/264 App. IX)

Parameter	1Q93	Mod	GP	H	Flag	Lab	2Q93	Mod	GP	H	Flag	Lab	Unit
Antimony	<2.0				0	GE	<2.0				0	GE	µg/L
Benzene	<1.0				0	GE	<1.0				0	GE	µg/L
Cobalt	<4.0				0	GE	<4.0				0	GE	µg/L
Copper	<4.0				0	GE	<4.0				0	GE	µg/L
Cyanide	<5.0				0	GE	<5.0				0	GE	µg/L
Nickel	<4.0				0	GE	<4.0				0	GE	µg/L
Phenols	<5.0				0	GE	<5.0				0	GE	µg/L
Tetrachloroethylene	2.5				1	GE	2.2				0	GE	µg/L
Thallium	<2.0	J1			0	GE	<2.0				0	GE	µg/L
Trichloroethylene	1.4				0	GE	1.5				0	GE	µg/L
Trichlorofluoromethane	3.1				0	GE	3.3				0	GE	µg/L
Vanadium	<8.0				0	GE	<8.0				0	GE	µg/L
Zinc	5.2				0	GE	3.9				0	GE	µg/L

Water Quality Indicator Parameters

Parameter	1Q93	Mod	GP	H	Flag	Lab	2Q93	Mod	GP	H	Flag	Lab	Unit
Aluminum	<20				0	GE	<20				0	GE	µg/L
Nitrate as nitrogen	1,800				0	GE	1,700				0	GE	µg/L
pH	5.8	J	■	●	0	GE	6.0	J	■	●	0	GE	pH

Common Laboratory Contaminants

Parameter	1Q93	Mod	GP	H	Flag	Lab	2Q93	Mod	GP	H	Flag	Lab	Unit
Bis (2-ethylhexyl) phthalate	<10	J1			0	GE	<10	J1			0	GE	µg/L
Methylene chloride	1.8				0	GE	1.4				0	GE	µg/L

Note: See Appendix B for flagging criteria.
● = exceeded holding time.
■ = exceeded groundwater protection standard.

WELL FSB 89C (cont.)

Radiological Indicator Parameters

Parameter	1Q93	Mod	GP	H	Flag	Lab	2Q93	Mod	GP	H	Flag	Lab	Unit
Gross alpha	< 2.0E+00				0	GE	< 2.0E+00				0	GE	pCi/L
Nonvolatile beta	< 2.0E+00				0	GE	< 2.0E+00				0	GE	pCi/L

Measured Radionuclides

Parameter	1Q93	Mod	GP	H	Flag	Lab	2Q93	Mod	GP	H	Flag	Lab	Unit
Actinium-228							< 3.0E+01				0	GP	pCi/L
Americium-241	< 1.0E+00				0	CN	< 1.0E+00				0	GP	pCi/L
Cesium-137	< 1.0E+01				0	CN	< 1.0E+01				0	GP	pCi/L
Cobalt-60	< 1.2E+01				0	CN	< 1.0E+01				0	GP	pCi/L
Curium-242	< 1.0E+00				0	CN	< 1.0E+00				0	GP	pCi/L
Curium-243/244	< 1.0E+00				0	CN	< 1.0E+00				0	GP	pCi/L
Curium-245/246							< 1.0E+00				0	GP	pCi/L
Iodine-129	< 2.0E+00				0	CN	< 2.0E+00				0	GP	pCi/L
Plutonium-238	< 1.0E+00				0	CN	< 1.0E+00				0	GP	pCi/L
Plutonium-239/240	< 1.0E+00				0	CN	< 1.0E+00				0	GP	pCi/L
Radium-226	< 1.0E+00				0	CN	2.5E+00				0	GP	pCi/L
Radium-228	< 1.0E+00				0	CN	< 1.0E+00				0	GP	pCi/L
Strontium-89	< 2.0E+00				0	CN	< 2.0E+00				0	GP	pCi/L
Strontium-90	< 2.0E+00				0	CN	< 2.0E+00				0	GP	pCi/L
Technetium-99	< 3.0E+02				0	CN	< 3.0E+02				0	GP	pCi/L
Thorium-228	< 1.0E+00				0	CN	< 1.0E+00				0	GP	pCi/L
Thorium-230	< 1.0E+00				0	CN	< 1.0E+00				0	GP	pCi/L
Thorium-232	< 1.0E+00				0	CN	< 1.0E+00				0	GP	pCi/L
Thorium-234							< 3.5E+02				0	GP	pCi/L
Tritium	1.7E+01				1	GE	1.7E+01				1	GE	pCi/mL
Uranium-233/234	< 1.0E+00				0	CN	< 1.0E+00				0	GP	pCi/L
Uranium-235	< 1.0E+00				0	CN	< 1.0E+00				0	GP	pCi/L
Uranium-238	< 1.0E+00				0	CN	< 1.0E+00				0	GP	pCi/L

Calculated Radionuclides

Parameter	1Q93	Mod	GP	H	Flag	Lab	2Q93	Mod	GP	H	Flag	Lab	Unit
Americium-243	< 3.0E-03	C			0		< 3.0E-03	C			0		pCi/L
Nickel-63	< 1.2E+01	C			0		< 1.0E+01	C			0		pCi/L
Plutonium-241	< 4.0E+00	C			0		< 4.0E+00	C			0		pCi/L
Plutonium-242	< 2.0E-05	C			0		< 2.0E-05	C			0		pCi/L

Note: See Appendix B for flagging criteria.
● = exceeded holding time.
■ = exceeded groundwater protection standard.

WELL FSB 89D

SRS Coord.	Lat/Longitude	Screen Zone Elevation	Top of Casing	Casing	Pump	Formation
N75548.3 E51335.8	33.276623 °N 81.678372 °W	221.9-201.9 ft msl	281.2 ft msl	4" PVC	V	Water table (IIB_2)

SAMPLE DATE	02/20/93	05/04/93

FIELD DATA

Parameter	1Q93	2Q93	Unit
Water elevation	220	220	ft msl
pH	4	4	pH
Sp. conductance	314	283	µS/cm
Water temperature	21	21.8	°C
Alkalinity as $CaCO_3$	0	0	mg/L
Volume purged	3.6	3.9	well volumes

Hazardous Constituents (264.94, Table 1)

Parameter	1Q93	Mod	GP	H	Flag	Lab	2Q93	Mod	GP	H	Flag	Lab	Unit
Arsenic	<2.0				0	GE	<2.0				0	GE	µg/L
Barium	43				0	GE	47				0	GE	µg/L
Cadmium	2.4				0	GE	<2.0				0	GE	µg/L
Chromium	7.9				0	GE	<4.0				0	GE	µg/L
Lead	12				1	GE	4.9				0	GE	µg/L
Mercury	5.6		■		2	GE	8.6		■		2	GE	µg/L
Selenium	<2.0	J1			0	GE	<2.0	J1			0	GE	µg/L
Silver	<2.0				0	GE	<2.0				0	GE	µg/L

Hazardous Constituents (261 App. VIII/264 App. IX)

Parameter	1Q93	Mod	GP	H	Flag	Lab	2Q93	Mod	GP	H	Flag	Lab	Unit
Antimony	<2.0				0	GE	<2.0				0	GE	µg/L
Benzene	<1.0				0	GE	<1.0				0	GE	µg/L
Cobalt	7.8				0	GE	8.2				0	GE	µg/L
Copper	33				0	GE	16				0	GE	µg/L
Cyanide	<5.0				0	GE	<5.0				0	GE	µg/L
Nickel	11				0	GE	8.8				0	GE	µg/L
Phenols	<5.0				0	GE	<5.0				0	GE	µg/L
Tetrachloroethylene	<1.0				0	GE	<1.0				0	GE	µg/L
Thallium	<2.0				0	GE	<2.0				0	GE	µg/L
Trichloroethylene	1.0				0	GE	<1.0				0	GE	µg/L
Trichlorofluoromethane	14		■		2	GE	16		■		2	GE	µg/L
Vanadium	<8.0				0	GE	<8.0				0	GE	µg/L
Zinc	26		■		0	GE	19				0	GE	µg/L

Water Quality Indicator Parameters

Parameter	1Q93	Mod	GP	H	Flag	Lab	2Q93	Mod	GP	H	Flag	Lab	Unit
Aluminum	4,100		■		2	GE	4,300		■		2	GE	µg/L
Nitrate as nitrogen	35,000		■		2	GE	30,000		■		2	GE	µg/L
pH	4.1	J	■	●	0	GE	4.2	J	■	●	0	GE	pH

Common Laboratory Contaminants

Parameter	1Q93	Mod	GP	H	Flag	Lab	2Q93	Mod	GP	H	Flag	Lab	Unit
Bis (2-ethylhexyl) phthalate	<10	J1			0	GE	<10				0	GE	µg/L
Methylene chloride	<1.0				0	GE	1.3				0	GE	µg/L

Note: See Appendix B for flagging criteria.
● = exceeded holding time.
■ = exceeded groundwater protection standard.

WELL FSB 89D (cont.)

Radiological Indicator Parameters

Parameter	1Q93	Mod	GP	H	Flag	Lab	2Q93	Mod	GP	H	Flag	Lab	Unit
Gross alpha	1.5E+02		■		2	GE	1.7E+02		■		2	GE	pCi/L
Nonvolatile beta	5.3E+02		■		2	GE	4.7E+02		■		2	GE	pCi/L

Measured Radionuclides

Parameter	1Q93	Mod	GP	H	Flag	Lab	2Q93	Mod	GP	H	Flag	Lab	Unit
Actinium-228							<3.0E+01				0	GP	pCi/L
Americium-241	6.4E+00	Y	■		2	CN	7.5E+00		■		2	GP	pCi/L
Cesium-137	<1.0E+01	Y			0	CN	<1.0E+01				0	GP	pCi/L
Cobalt-60	<1.2E+01	Y			0	CN	<1.0E+01				0	GP	pCi/L
Curium-242	<1.0E+00	Y			0	CN	<1.0E+00				0	GP	pCi/L
Curium-243/244	3.7E+00	Y			0	CN	6.1E+00				1	GP	pCi/L
Curium-245/246							1.6E+00				0	GP	pCi/L
Iodine-129	1.0E+02		■		2	CN	7.5E+01		■		2	GP	pCi/L
Plutonium-238	<1.0E+00	Y			0	CN	<1.0E+00				0	GP	pCi/L
Plutonium-239/240	<1.0E+00	Y			0	CN	<1.0E+00				0	GP	pCi/L
Radium-226	3.3E+00	Y			0	CN	<1.0E+00				0	GP	pCi/L
Radium-228	9.1E+01	Y	■		2	CN	8.1E+00				0	GP	pCi/L
Strontium-89	2.8E+00	Y			0	CN	6.0E+01		■		2	GP	pCi/L
Strontium-90	3.7E+01	Y	■		2	CN	2.3E+02		■		2	GP	pCi/L
Technetium-99	1.2E+03	Y	■		2	CN	2.6E+03		■		2	GP	pCi/L
Thorium-228	2.2E+00	Y			0	CN	<1.0E+00				0	GP	pCi/L
Thorium-230	<1.0E+00	Y			0	CN	<1.0E+00				0	GP	pCi/L
Thorium-232	<1.0E+00	Y			0	CN	<1.0E+00				0	GP	pCi/L
Thorium-234							<3.5E+02				0	GP	pCi/L
Tritium	1.1E+03		■		2	GE	1.0E+03		■		2	GE	pCi/mL
Uranium-233/234	6.2E+01	Y	■		2	CN	5.7E+01		■		2	GP	pCi/L
Uranium-235	2.3E+00	Y			0	CN	2.5E+00				0	GP	pCi/L
Uranium-238	5.4E+01	Y	■		2	CN	7.2E+01		■		2	GP	pCi/L

Calculated Radionuclides

Parameter	1Q93	Mod	GP	H	Flag	Lab	2Q93	Mod	GP	H	Flag	Lab	Unit
Americium-243	1.1E-02	C			0		1.8E-02	C			0		pCi/L
Nickel-63	<1.2E+01	C			0		<1.0E+01	C			0		pCi/L
Plutonium-241	<4.0E+00	C			0		<4.0E+00	C			0		pCi/L
Plutonium-242	<2.0E-05	C			0		<2.0E-05	C			0		pCi/L

Note: See Appendix B for flagging criteria.
● = exceeded holding time.
■ = exceeded groundwater protection standard.

WELL FSB 90C

SRS Coord.	Lat/Longitude	Screen Zone Elevation	Top of Casing	Casing	Pump	Formation
N75382.9 E51148.6	33.275952 °N 81.678544 °W	168.1-158.1 ft msl	278.4 ft msl	4" PVC	S	Barnwell (IIB_1)

SAMPLE DATE	02/20/93	05/06/93

FIELD DATA

Parameter	1Q93	2Q93	Unit
Water elevation	210	210	ft msl
pH	6	5.9	pH
Sp. conductance	167	170	µS/cm
Water temperature	19.4	21.2	°C
Alkalinity as $CaCO_3$	22	22	mg/L
Volume purged	2.7	2.7	well volumes

Hazardous Constituents (264.94, Table 1)

Parameter	1Q93	Mod	GP	H	Flag	Lab	2Q93	Mod	GP	H	Flag	Lab	Unit
Arsenic	<2.0				0	GE	<2.0				0	GE	µg/L
Barium	45				0	GE	44				0	GE	µg/L
Cadmium	<2.0				0	GE	<2.0				0	GE	µg/L
Chromium	<4.0				0	GE	<4.0				0	GE	µg/L
Lead	<3.0				0	GE	<3.0				0	GE	µg/L
Mercury	<0.20				0	GE	<0.20				0	GE	µg/L
Selenium	<2.0	J1			0	GE	<2.0				0	GE	µg/L
Silver	<2.0				0	GE	<2.0				0	GE	µg/L

Hazardous Constituents (261 App. VIII/264 App. IX)

Parameter	1Q93	Mod	GP	H	Flag	Lab	2Q93	Mod	GP	H	Flag	Lab	Unit
Antimony	<2.0				0	GE	<2.0				0	GE	µg/L
Benzene	<1.0				0	GE	<1.0				0	GE	µg/L
Cobalt	<4.0				0	GE	<4.0				0	GE	µg/L
Copper	<4.0				0	GE	<4.0				0	GE	µg/L
Cyanide	<5.0				0	GE	<5.0				0	GE	µg/L
Nickel	<4.0				0	GE	<4.0				0	GE	µg/L
Phenols	<5.0				0	GE	<5.0				0	GE	µg/L
Tetrachloroethylene	2.3				0	GE	1.7				0	GE	µg/L
Thallium	<2.0				0	GE	<2.0				0	GE	µg/L
Trichloroethylene	1.8				0	GE	1.3				0	GE	µg/L
Trichlorofluoromethane	1.0				0	GE	<1.0				0	GE	µg/L
Vanadium	<8.0				0	GE	<8.0				0	GE	µg/L
Zinc	14				0	GE	13				0	GE	µg/L

Water Quality Indicator Parameters

Parameter	1Q93	Mod	GP	H	Flag	Lab	2Q93	Mod	GP	H	Flag	Lab	Unit
Aluminum	93		■		2	GE	97		■		2	GE	µg/L
Nitrate as nitrogen	14,000		■		2	GE	8,000				1	GE	µg/L
pH	6.5	J	■	●	0	GE	6.6	J	■	●	0	GE	pH

Common Laboratory Contaminants

Parameter	1Q93	Mod	GP	H	Flag	Lab	2Q93	Mod	GP	H	Flag	Lab	Unit
Bis (2-ethylhexyl) phthalate	<10	J1			0	GE	<10	J1			0	GE	µg/L
Methylene chloride	<1.0				0	GE	<1.0				0	GE	µg/L

Note: See Appendix B for flagging criteria.
● = exceeded holding time.
■ = exceeded groundwater protection standard.

WELL FSB 90C (cont.)

Radiological Indicator Parameters

Parameter	1Q93	Mod	GP	H	Flag	Lab	2Q93	Mod	GP	H	Flag	Lab	Unit
Gross alpha	<2.0E+00				0	GE	4.3E+00				0	GE	pCi/L
Nonvolatile beta	2.1E+01				0	GE	1.8E+01				0	GE	pCi/L

Measured Radionuclides

Parameter	1Q93	Mod	GP	H	Flag	Lab	2Q93	Mod	GP	H	Flag	Lab	Unit
Actinium-228							<3.0E+01				0	GP	pCi/L
Americium-241	<1.0E+00	Y			0	CN	<1.0E+00				0	GP	pCi/L
Cesium-137	<1.0E+01	Y			0	CN	<1.0E+01				0	GP	pCi/L
Cobalt-60	<1.2E+01	Y			0	CN	<1.0E+01				0	GP	pCi/L
Curium-242	<1.0E+00	Y			0	CN	<1.0E+00				0	GP	pCi/L
Curium-243/244	<1.0E+00	Y			0	CN	<1.0E+00				0	GP	pCi/L
Curium-245/246							<1.0E+00				0	GP	pCi/L
Iodine-129	3.4E+00		■		2	CN	<2.0E+00				0	GP	pCi/L
Plutonium-238	<1.0E+00	Y			0	CN	<1.0E+00				0	GP	pCi/L
Plutonium-239/240	<1.0E+00	Y			0	CN	<1.0E+00				0	GP	pCi/L
Radium-226	<1.0E+00	Y			0	CN	<1.0E+00				0	GP	pCi/L
Radium-228	1.9E+00	Y			0	CN	1.8E+00				0	GP	pCi/L
Strontium-89	<2.0E+00	Y			0	CN	2.5E+00				0	GP	pCi/L
Strontium-90	<2.0E+00	Y			0	CN	<2.0E+00				0	GP	pCi/L
Technetium-99	5.5E+02				1	CN	1.3E+03		■		2	GP	pCi/L
Thorium-228	<4.0E+02	Y			0	CN	<1.0E+00				0	GP	pCi/L
Thorium-230		RY4			0	CN	<1.0E+00				0	GP	pCi/L
Thorium-232		RY4			0	CN	<1.0E+00				0	GP	pCi/L
Thorium-234							<3.5E+02				0	GP	pCi/L
Tritium	6.5E+02		■		2	GE	6.5E+02		■		2	GE	pCi/mL
Uranium-233/234	<1.0E+00	Y			0	CN	<1.0E+00				0	GP	pCi/L
Uranium-235	<1.0E+00	Y			0	CN	<1.0E+00				0	GP	pCi/L
Uranium-238	<1.0E+00	Y			0	CN	1.2E+00				0	GP	pCi/L

Calculated Radionuclides

Parameter	1Q93	Mod	GP	H	Flag	Lab	2Q93	Mod	GP	H	Flag	Lab	Unit
Americium-243	<3.0E-03	C			0		<3.0E-03	C			0		pCi/L
Nickel-63	<1.2E+01	C			0		<1.0E+01	C			0		pCi/L
Plutonium-241	<4.0E+00	C			0		<4.0E+00	C			0		pCi/L
Plutonium-242	<2.0E-05	C			0		<2.0E-05	C			0		pCi/L

Note: See Appendix B for flagging criteria.
● = exceeded holding time.
■ = exceeded groundwater protection standard.

WELL FSB 90D

SRS Coord.	Lat/Longitude	Screen Zone Elevation	Top of Casing	Casing	Pump	Formation
N75376.9 E51140.7	33.275926 °N 81.678553 °W	225.1-205.1 ft msl	278.6 ft msl	4" PVC	V	Water table (IIB_2)

SAMPLE DATE	02/20/93	05/06/93

FIELD DATA

Parameter	1Q93	2Q93	Unit
Water elevation	220	220	ft msl
pH	3.9	3.8	pH
Sp. conductance	636	507	µS/cm
Water temperature	20.7	22.1	°C
Alkalinity as $CaCO_3$	0	0	mg/L
Volume purged	3.2	2.7	well volumes

Hazardous Constituents (264.94, Table 1)

Parameter	1Q93	Mod	GP	H	Flag	Lab	2Q93	Mod	GP	H	Flag	Lab	Unit
Arsenic	<2.0				0	GE	<2.0				0	GE	µg/L
Barium	110				0	GE	92				0	GE	µg/L
Cadmium	5.5				2	GE	3.7				1	GE	µg/L
Chromium	<4.0				0	GE	<4.0				0	GE	µg/L
Lead	40				2	GE	19				2	GE	µg/L
Mercury	12		■		2	GE	11		■		2	GE	µg/L
Selenium	<2.0				0	GE	<2.0				0	GE	µg/L
Silver	<2.0				0	GE	<2.0				0	GE	µg/L

Hazardous Constituents (261 App. VIII/264 App. IX)

Parameter	1Q93	Mod	GP	H	Flag	Lab	2Q93	Mod	GP	H	Flag	Lab	Unit
Antimony	<2.0				0	GE	<2.0				0	GE	µg/L
Benzene	<1.0				0	GE	<1.0				0	GE	µg/L
Cobalt	16				0	GE	14				0	GE	µg/L
Copper	23				0	GE	22				0	GE	µg/L
Cyanide	<5.0				0	GE	<10				0	GE	µg/L
Nickel	15				0	GE	14				0	GE	µg/L
Phenols	<5.0				0	GE	<5.0				0	GE	µg/L
Tetrachloroethylene	<1.0				0	GE	<1.0				0	GE	µg/L
Thallium	<2.0				0	GE	<2.0				0	GE	µg/L
Trichloroethylene	<1.0				0	GE	<1.0				0	GE	µg/L
Trichlorofluoromethane	1.0				0	GE	6.5		■		1	GE	µg/L
Vanadium	<8.0				0	GE	<8.0				0	GE	µg/L
Zinc	65		■		0	GE	50		■		0	GE	µg/L

Water Quality Indicator Parameters

Parameter	1Q93	Mod	GP	H	Flag	Lab	2Q93	Mod	GP	H	Flag	Lab	Unit
Aluminum	15,000		■		2	GE	11,000		■		2	GE	µg/L
Nitrate as nitrogen	74,000		■		2	GE	57,000		■		2	GE	µg/L
pH	3.8	J	■	●	1	GE	3.9	J	■	●	1	GE	pH

Common Laboratory Contaminants

Parameter	1Q93	Mod	GP	H	Flag	Lab	2Q93	Mod	GP	H	Flag	Lab	Unit
Bis (2-ethylhexyl) phthalate	<10				0	GE	<10	J		●	0	GE	µg/L
Methylene chloride	<1.0				0	GE	<1.0				0	GE	µg/L

Note: See Appendix B for flagging criteria.
● = exceeded holding time.
■ = exceeded groundwater protection standard.

WELL FSB 90D (cont.)

Radiological Indicator Parameters

Parameter	1Q93	Mod	GP	H	Flag	Lab	2Q93	Mod	GP	H	Flag	Lab	Unit
Gross alpha	7.7E+02		■		2	GE	3.9E+02		■		2	GE	pCi/L
Nonvolatile beta	1.2E+03		■		2	GE	6.8E+02		■		2	GE	pCi/L

Measured Radionuclides

Parameter	1Q93	Mod	GP	H	Flag	Lab	2Q93	Mod	GP	H	Flag	Lab	Unit
Actinium-228							<3.0E+01				0	GP	pCi/L
Americium-241	6.5E+00	Y	■		2	CN	5.9E+00				1	GP	pCi/L
Cesium-137	<1.0E+01	Y			0	CN	<1.0E+01				0	GP	pCi/L
Cobalt-60	<1.2E+01	Y			0	CN	<1.0E+01				0	GP	pCi/L
Curium-242	<1.0E+00	Y			0	CN	<1.0E+00				0	GP	pCi/L
Curium-243/244	2.4E+00				0	CN	3.0E+00				0	GP	pCi/L
Curium-245/246							2.0E+00				0	GP	pCi/L
Iodine-129	2.1E+02		■		2	CN	1.3E+02		■		2	GP	pCi/L
Plutonium-238	<1.0E+00	Y			0	CN	<1.0E+00				0	GP	pCi/L
Plutonium-239/240	<1.0E+00	Y			0	CN	<1.0E+00				0	GP	pCi/L
Radium-226	1.1E+01	Y			1	CN	1.4E+01				1	GP	pCi/L
Radium-228	1.7E+02	Y	■		2	CN	1.1E+01	R			1	GP	pCi/L
Strontium-89		RY4			0	CN	2.5E+00				0	GP	pCi/L
Strontium-90		RY4			0	CN	3.4E+02		■		2	GP	pCi/L
Technetium-99	3.8E+03	Y	■		2	CN	6.2E+03		■		2	GP	pCi/L
Thorium-228	<5.0E+00	Y3			0	CN	<1.0E+00				0	GP	pCi/L
Thorium-230	<1.3E+00	Y3			0	CN	2.1E+00				0	GP	pCi/L
Thorium-232	<1.3E+00	Y3			0	CN	<1.0E+00				0	GP	pCi/L
Thorium-234							<3.5E+02				0	GP	pCi/L
Tritium	3.4E+03		■		2	GE	2.2E+03		■		2	GE	pCi/mL
Uranium-233/234	2.2E+02	Y	■		2	CN	1.4E+02		■		2	GP	pCi/L
Uranium-235	1.3E+01	Y			1	CN	7.4E+00				1	GP	pCi/L
Uranium-238	2.6E+02	Y	■		2	CN	1.6E+02		■		2	GP	pCi/L

Calculated Radionuclides

Parameter	1Q93	Mod	GP	H	Flag	Lab	2Q93	Mod	GP	H	Flag	Lab	Unit
Americium-243	7.2E-03	C			0		9.0E-03	C			0		pCi/L
Nickel-63	<1.2E+01	C			0		<1.0E+01	C			0		pCi/L
Plutonium-241	<4.0E+00	C			0		<4.0E+00	C			0		pCi/L
Plutonium-242	<2.0E-05	C			0		<2.0E-05	C			0		pCi/L

Note: See Appendix B for flagging criteria.
● = exceeded holding time.
■ = exceeded groundwater protection standard.

WELL FSB 91C

SRS Coord.	Lat/Longitude	Screen Zone Elevation	Top of Casing	Casing	Pump	Formation
N75213.3 E50953.5	33.276259 °N 81.678728 °W	159.1-149.1 ft msl	279.3 ft msl	4" PVC	V	Barnwell (IIB$_1$)

SAMPLE DATE	02/21/93	05/06/93

FIELD DATA

Parameter	1Q93	2Q93	Unit
Water elevation	210	210	ft msl
pH	4.7	4.9	pH
Sp. conductance	309	262	µS/cm
Water temperature	17.3	21.5	°C
Alkalinity as $CaCO_3$	0	0	mg/L
Volume purged	0.87	0.92	well volumes

Hazardous Constituents (264.94, Table 1)

Parameter	1Q93	Mod	GP	H	Flag	Lab	2Q93	Mod	GP	H	Flag	Lab	Unit
Arsenic	<2.0				0	GE	<2.0				0	GE	µg/L
Barium	65				0	GE	64				0	GE	µg/L
Cadmium	3.7				1	GE	3.6				1	GE	µg/L
Chromium	<4.0				0	GE	<4.0				0	GE	µg/L
Lead	8.5				1	GE	7.5				1	GE	µg/L
Mercury	<0.20				0	GE	<0.20				0	GE	µg/L
Selenium	<2.0	J1			0	GE	<2.0	J1			0	GE	µg/L
Silver	<2.0				0	GE	<2.0				0	GE	µg/L

Hazardous Constituents (261 App. VIII/264 App. IX)

Parameter	1Q93	Mod	GP	H	Flag	Lab	2Q93	Mod	GP	H	Flag	Lab	Unit
Antimony	<2.0				0	GE	<2.0				0	GE	µg/L
Benzene	<1.0				0	GE	<1.0				0	GE	µg/L
Cobalt	17				0	GE	17				0	GE	µg/L
Copper	18				0	GE	18				0	GE	µg/L
Cyanide	<5.0				0	GE	<5.0				0	GE	µg/L
Nickel	9.3				0	GE	10				0	GE	µg/L
Phenols	<5.0				0	GE	<5.0				0	GE	µg/L
Tetrachloroethylene	<1.0				0	GE	<1.0				0	GE	µg/L
Thallium	<10				0	GE	<2.0				0	GE	µg/L
Trichloroethylene	2.7				1	GE	2.7				1	GE	µg/L
Trichlorofluoromethane	<1.0				0	GE	<1.0				0	GE	µg/L
Vanadium	<8.0				0	GE	<8.0				0	GE	µg/L
Zinc	41		■		0	GE	40		■		0	GE	µg/L

Water Quality Indicator Parameters

Parameter	1Q93	Mod	GP	H	Flag	Lab	2Q93	Mod	GP	H	Flag	Lab	Unit
Aluminum	7,500		■		2	GE	7,300		■		2	GE	µg/L
Nitrate as nitrogen	37,000		■		2	GE	34,000		■		2	GE	µg/L
pH	5.1	J	■	●	0	GE	5.2	J	■	●	0	GE	pH

Common Laboratory Contaminants

Parameter	1Q93	Mod	GP	H	Flag	Lab	2Q93	Mod	GP	H	Flag	Lab	Unit
Bis (2-ethylhexyl) phthalate	<10	J1			0	GE	<10	J1			0	GE	µg/L
Methylene chloride	<1.0				0	GE	<1.0				0	GE	µg/L

Note: See Appendix B for flagging criteria.
● = exceeded holding time.
■ = exceeded groundwater protection standard.

WELL FSB 91C (cont.)

Radiological Indicator Parameters

Parameter	1Q93	Mod	GP	H	Flag	Lab	2Q93	Mod	GP	H	Flag	Lab	Unit
Gross alpha	6.3E+01		■		2	GE	4.1E+01		■		2	GE	pCi/L
Nonvolatile beta	8.9E+02		■		2	GE	7.3E+02		■		2	GE	pCi/L

Measured Radionuclides

Parameter	1Q93	Mod	GP	H	Flag	Lab	2Q93	Mod	GP	H	Flag	Lab	Unit
Actinium-228							<3.0E+01				0	GP	pCi/L
Americium-241	<1.0E+00				0	CN	<1.0E+00				0	GP	pCi/L
Cesium-137	<1.0E+01				0	CN	<1.0E+01				0	GP	pCi/L
Cobalt-60	<1.2E+01				0	CN	<1.0E+01				0	GP	pCi/L
Curium-242	<1.0E+00				0	CN	<1.0E+00				0	GP	pCi/L
Curium-243/244	<1.0E+00				0	CN	<1.0E+00				0	GP	pCi/L
Curium-245/246							<1.0E+00				0	GP	pCi/L
Iodine-129	4.4E+01		■		2	CN	2.9E+01		■		2	GP	pCi/L
Plutonium-238	<1.0E+00				0	CN	<1.0E+00				0	GP	pCi/L
Plutonium-239/240	<1.0E+00				0	CN	<1.0E+00				0	GP	pCi/L
Radium-226	2.4E+01		■		2	CN	4.0E+00				0	GP	pCi/L
Radium-228	7.7E+01		■		2	CN	7.8E+00	R			0	GP	pCi/L
Strontium-89	<2.0E+00				0	CN	5.2E+01		■		2	GP	pCi/L
Strontium-90	<2.0E+00				0	CN	3.3E+02		■		2	GP	pCi/L
Technetium-99	8.2E+02				1	CN	1.7E+03		■		2	GP	pCi/L
Thorium-228	1.4E+00				0	CN	<1.0E+00				0	GP	pCi/L
Thorium-230	<1.0E+00				0	CN	<1.0E+00				0	GP	pCi/L
Thorium-232	<1.0E+00				0	CN	<1.0E+00				0	GP	pCi/L
Thorium-234							<3.5E+02				0	GP	pCi/L
Tritium	9.5E+02		■		2	GE	7.5E+02		■		2	GE	pCi/mL
Uranium-233/234	3.4E+00				0	CN	5.1E+00				0	GP	pCi/L
Uranium-235	<1.0E+00				0	CN	<1.0E+00				0	GP	pCi/L
Uranium-238	1.8E+00				0	CN	5.2E+00				0	GP	pCi/L

Calculated Radionuclides

Parameter	1Q93	Mod	GP	H	Flag	Lab	2Q93	Mod	GP	H	Flag	Lab	Unit
Americium-243	<3.0E-03	C			0		<3.0E-03	C			0		pCi/L
Nickel-63	<1.2E+01	C			0		<1.0E+01	C			0		pCi/L
Plutonium-241	<4.0E+00	C			0		<4.0E+00	C			0		pCi/L
Plutonium-242	<2.0E-05	C			0		<2.0E-05	C			0		pCi/L

Note: See Appendix B for flagging criteria.
● = exceeded holding time.
■ = exceeded groundwater protection standard.

WELL FSB 91D

SRS Coord.	Lat/Longitude	Screen Zone Elevation	Top of Casing	Casing	Pump	Formation
N75207.6 E50946.6	33.275235 °N 81.678735 °W	220.9-200.9 ft msl	279.2 ft msl	4" PVC	V	Water table (llB_2)

SAMPLE DATE 02/21/93 05/06/93

FIELD DATA

Parameter	1Q93	2Q93	Unit
Water elevation	220	210	ft msl
pH	3.6	3.6	pH
Sp. conductance	427	384	µS/cm
Water temperature	21.7	20.7	°C
Alkalinity as $CaCO_3$	0	0	mg/L
Volume purged	4.1	8.9	well volumes

Hazardous Constituents (264.94, Table 1)

Parameter	1Q93	Mod	GP	H	Flag	Lab	2Q93	Mod	GP	H	Flag	Lab	Unit
Arsenic	< 2.0				0	GE	< 2.0				0	GE	µg/L
Barium	120				0	GE	110				0	GE	µg/L
Cadmium	2.6				1	GE	3.1				1	GE	µg/L
Chromium	9.1				0	GE	< 4.0				0	GE	µg/L
Lead	9.9				1	GE	< 3.0				0	GE	µg/L
Mercury	0.27				0	GE	0.49				0	GE	µg/L
Selenium	< 2.0	J1			0	GE	< 2.0				0	GE	µg/L
Silver	< 2.0				0	GE	< 2.0				0	GE	µg/L

Hazardous Constituents (261 App. VIII/264 App. IX)

Parameter	1Q93	Mod	GP	H	Flag	Lab	2Q93	Mod	GP	H	Flag	Lab	Unit
Antimony	< 2.0				0	GE	< 2.0				0	GE	µg/L
Benzene	< 1.0				0	GE	< 1.0				0	GE	µg/L
Cobalt	< 4.0				0	GE	< 4.0				0	GE	µg/L
Copper	26				0	GE	5.3				0	GE	µg/L
Cyanide	< 5.0				0	GE	12	J	■	●	0	GE	µg/L
Nickel	12				0	GE	6.8				0	GE	µg/L
Phenols	< 5.0				0	GE	< 5.0				0	GE	µg/L
Tetrachloroethylene	< 1.0				0	GE	< 1.0				0	GE	µg/L
Thallium	< 2.0				0	GE	< 2.0				0	GE	µg/L
Trichloroethylene	< 1.0				0	GE	< 1.0				0	GE	µg/L
Trichlorofluoromethane	< 1.0				0	GE	< 1.0				0	GE	µg/L
Vanadium	< 8.0				0	GE	< 8.0				0	GE	µg/L
Zinc	30		■		0	GE	12				0	GE	µg/L

Water Quality Indicator Parameters

Parameter	1Q93	Mod	GP	H	Flag	Lab	2Q93	Mod	GP	H	Flag	Lab	Unit
Aluminum	15,000		■		2	GE	11,000		■		2	GE	µg/L
Nitrate as nitrogen	< 50				0	GE	42,000		■		2	GE	µg/L
pH	3.6	J	■	●	1	GE	3.8	J	■	●	1	GE	pH

Common Laboratory Contaminants

Parameter	1Q93	Mod	GP	H	Flag	Lab	2Q93	Mod	GP	H	Flag	Lab	Unit
Bis (2-ethylhexyl) phthalate	< 10	J1			0	GE	< 10	J1			0	GE	µg/L
Methylene chloride	< 1.0				0	GE	< 1.0				0	GE	µg/L

Note: See Appendix B for flagging criteria.
● = exceeded holding time.
■ = exceeded groundwater protection standard.

WELL FSB 91D (cont.)

Radiological Indicator Parameters

Parameter	1Q93	Mod	GP	H	Flag	Lab	2Q93	Mod	GP	H	Flag	Lab	Unit
Gross alpha	2.4E+02		■		2	GE	1.9E+02		■		2	GE	pCi/L
Nonvolatile beta	3.6E+02		■		2	GE	3.1E+02		■		2	GE	pCi/L

Measured Radionuclides

Parameter	1Q93	Mod	GP	H	Flag	Lab	2Q93	Mod	GP	H	Flag	Lab	Unit
Actinium-228							<3.0E+01				0	GP	pCi/L
Americium-241	4.7E+00				1	CN	4.5E+00				1	GP	pCi/L
Cesium-137	<1.0E+01				0	CN	<1.0E+01				0	GP	pCi/L
Cobalt-60	<1.2E+01				0	CN	<1.0E+01				0	GP	pCi/L
Curium-242	<1.0E+00				0	CN	<1.0E+00				0	GP	pCi/L
Curium-243/244	3.3E+00				0	CN	4.2E+00				1	GP	pCi/L
Curium-245/246							1.4E+00				0	GP	pCi/L
Iodine-129	5.3E+01		■		2	CN	4.3E+01		■		2	GP	pCi/L
Plutonium-238	<1.0E+00				0	CN	2.4E+00				0	GP	pCi/L
Plutonium-239/240	<1.0E+00				0	CN	<1.0E+00				0	GP	pCi/L
Radium-226	8.3E+00				0	CN	4.1E+01		■		2	GP	pCi/L
Radium-228	2.5E+01		■		2	CN	1.0E+00	R			0	GP	pCi/L
Strontium-89	<2.0E+00				0	CN	1.2E+01				1	GP	pCi/L
Strontium-90	4.1E+00				1	CN	1.6E+02		■		2	GP	pCi/L
Technetium-99	1.7E+03		■		2	CN	3.6E+03		■		2	GP	pCi/L
Thorium-228	<1.0E+00				0	CN	<1.0E+00				0	GP	pCi/L
Thorium-230	<1.0E+00				0	CN	<1.0E+00				0	GP	pCi/L
Thorium-232	<1.0E+00				0	CN	<1.0E+00				0	GP	pCi/L
Thorium-234							<3.5E+02				0	GP	pCi/L
Tritium	1.8E+03		■		2	GE	2.1E+03		■		2	GE	pCi/mL
Uranium-233/234	7.3E+01		■		2	CN	5.6E+01		■		2	GP	pCi/L
Uranium-235	3.5E+00				0	CN	2.6E+00				0	GP	pCi/L
Uranium-238	1.0E+02		■		2	CN	8.2E+01		■		2	GP	pCi/L

Calculated Radionuclides

Parameter	1Q93	Mod	GP	H	Flag	Lab	2Q93	Mod	GP	H	Flag	Lab	Unit
Americium-243	9.9E-03	C			0		1.3E-02	C			0		pCi/L
Nickel-63	<1.2E+01	C			0		<1.0E+01	C			0		pCi/L
Plutonium-241	<4.0E+00	C			0		<4.0E+00	C			0		pCi/L
Plutonium-242	<2.0E-05	C			0		<2.0E-05	C			0		pCi/L

Note: See Appendix B for flagging criteria.
● = exceeded holding time.
■ = exceeded groundwater protection standard.

WELL FSB 92D

SRS Coord.	Lat/Longitude	Screen Zone Elevation	Top of Casing	Casing	Pump	Formation
N75045.8 E50557.6	33.274242 °N 81.679445 °W	221.7-201.7 ft msl	275.9 ft msl	4" PVC	V	Water table (IIB_2)

SAMPLE DATE	02/19/93	05/06/93

FIELD DATA

Parameter	1Q93	2Q93	Unit
Water elevation	210	220	ft msl
pH	3.7	3.4	pH
Sp. conductance	1875	1790	µS/cm
Water temperature	20.1	22.2	°C
Alkalinity as $CaCO_3$	0	1	mg/L
Volume purged	5.3	3.0	well volumes

Hazardous Constituents (264.94, Table 1)

Parameter	1Q93	Mod	GP	H	Flag	Lab	2Q93	Mod	GP	H	Flag	Lab	Unit
Arsenic	< 2.0				0	GE	< 2.0				0	GE	µg/L
Barium	500				0	GE	350				0	GE	µg/L
Cadmium	19		■		2	GE	11		■		2	GE	µg/L
Chromium	< 4.0				0	GE	< 4.0				0	GE	µg/L
Lead	4.1				0	GE	6.0				0	GE	µg/L
Mercury	0.82				0	GE	0.56				0	GE	µg/L
Selenium	< 2.0				0	GE	< 2.0				0	GE	µg/L
Silver	< 2.0				0	GE	< 2.0				0	GE	µg/L

Hazardous Constituents (261 App. VIII/264 App. IX)

Parameter	1Q93	Mod	GP	H	Flag	Lab	2Q93	Mod	GP	H	Flag	Lab	Unit
Antimony	< 2.0				0	GE	< 2.0				0	GE	µg/L
Benzene	< 1.0				0	GE	< 1.0				C	GE	µg/L
Cobalt	18				0	GE	13				0	GE	µg/L
Copper	5.9				0	GE	19				0	GE	µg/L
Cyanide	< 5.0				0	GE	< 10				0	GE	µg/L
Nickel	30				0	GE	28				0	GE	µg/L
Phenols	< 5.0				0	GE	< 10	J6		●	0	GE	µg/L
Tetrachloroethylene	< 1.0				0	GE	< 1.0				0	GE	µg/L
Thallium	< 2.0				0	GE	< 2.0				0	GE	µg/L
Trichloroethylene	< 1.0				0	GE	< 1.0				0	GE	µg/L
Trichlorofluoromethane	< 1.0				0	GE	< 1.0				0	GE	µg/L
Vanadium	< 8.0				0	GE	< 8.0				0	GE	µg/L
Zinc	87		■		0	GE	83		■		0	GE	µg/L

Water Quality Indicator Parameters

Parameter	1Q93	Mod	GP	H	Flag	Lab	2Q93	Mod	GP	H	Flag	Lab	Unit
Aluminum	62,000		■		2	GE	76,000		■		2	GE	µg/L
Nitrate as nitrogen	1.3E+06		■		2	GE	280,000		■		2	GE	µg/L
pH	3.5	J	■	●	1	GE	3.5	J	■	●	1	GE	pH

Common Laboratory Contaminants

Parameter	1Q93	Mod	GP	H	Flag	Lab	2Q93	Mod	GP	H	Flag	Lab	Unit
Bis (2-ethylhexyl) phthalate	< 10	J1			0	GE	< 10				0	GE	µg/L
Methylene chloride	3.1				1	GE	< 1.0				0	GE	µg/L

Note: See Appendix B for flagging criteria.
● = exceeded holding time.
■ = exceeded groundwater protection standard.

WELL FSB 92D (cont.)

Radiological Indicator Parameters

Parameter	1Q93	Mod	GP	H	Flag	Lab	2Q93	Mod	GP	H	Flag	Lab	Unit
Gross alpha	4.3E+02		■		2	GE	6.4E+02		■		2	GE	pCi/L
Nonvolatile beta	3.1E+03		■		2	GE	1.7E+03		■		2	GE	pCi/L

Measured Radionuclides

Parameter	1Q93	Mod	GP	H	Flag	Lab	2Q93	Mod	GP	H	Flag	Lab	Unit
Actinium-228							<3.0E+01				0	GP	pCi/L
Americium-241	9.1E+00	Y	■		2	CN	2.4E+00				0	GP	pCi/L
Cesium-137	<1.0E+01	Y			0	CN	<1.0E+01				0	GP	pCi/L
Cobalt-60	1.3E+01	Y			0	CN	<1.0E+01				0	GP	pCi/L
Curium-242	3.6E+00	Y3			0	CN	<1.0E+00				0	GP	pCi/L
Curium-243/244	4.7E+00	Y3			1	CN	1.7E+00				0	GP	pCi/L
Curium-245/246							2.5E+00				0	GP	pCi/L
Iodine-129	1.3E+02		■		2	CN	9.1E+01		■		2	GP	pCi/L
Plutonium-238	<1.0E+00	Y			0	CN	4.9E+00				1	GP	pCi/L
Plutonium-239/240	<1.0E+00	Y			0	CN	<1.0E+00				0	GP	pCi/L
Radium-226	3.2E+01	Y	■		2	CN	9.9E+01		■		2	GP	pCi/L
Radium-228	6.0E+02	Y	■		2	CN	6.9E+01		■		2	GP	pCi/L
Strontium-89		RY4			0	CN	1.9E+02		■		2	GP	pCi/L
Strontium-90		RY4			0	CN	6.3E+02		■		2	GP	pCi/L
Technetium-99	1.7E+04	Y	■		2	CN	3.2E+04		■		2	GP	pCi/L
Thorium-228	1.7E+00	Y			0	CN	1.2E+00				0	GP	pCi/L
Thorium-230	1.3E+00	Y			0	CN	<1.0E+00				0	GP	pCi/L
Thorium-232	<1.0E+00	Y			0	CN	<1.0E+00				0	GP	pCi/L
Thorium-234							<3.5E+02				0	GP	pCi/L
Tritium	1.8E+04		■		2	GE	1.8E+04		■		2	GE	pCi/mL
Uranium-233/234	6.7E+01	Y	■		2	CN	1.1E+02		■		2	GP	pCi/L
Uranium-235	4.2E+00	Y			0	CN	5.6E+00				0	GP	pCi/L
Uranium-238	7.0E+01	Y	■		2	CN	1.2E+02		■		2	GP	pCi/L

Calculated Radionuclides

Parameter	1Q93	Mod	GP	H	Flag	Lab	2Q93	Mod	GP	H	Flag	Lab	Unit
Americium-243	1.4E-02	C			0		5.1E-03	C			0		pCi/L
Nickel-63	1.3E+01	C			0		<1.0E+01	C			0		pCi/L
Plutonium-241	<4.0E+00	C			0		<4.0E+00	C			0		pCi/L
Plutonium-242	<2.0E-05	C			0		<2.0E-05	C			0		pCi/L

Note: See Appendix B for flagging criteria.
● = exceeded holding time.
■ = exceeded groundwater protection standard.

WELL FSB 93C

SRS Coord.	Lat/Longitude	Screen Zone Elevation	Top of Casing	Casing	Pump	Formation
N74897.3 E50458.3	33.273752 °N 81.679418 °W	152.0-142.0 ft msl	276.2 ft msl	4" PVC	S	Barnwell (IIB$_1$)

SAMPLE DATE	02/21/93	05/06/93

FIELD DATA

Parameter	1Q93	2Q93	Unit
Water elevation	210	210	ft msl
pH	4.9	4.8	pH
Sp. conductance	363	372	µS/cm
Water temperature	19.2	19.7	°C
Alkalinity as $CaCO_3$	0	0	mg/L
Volume purged	4.0	4.8	well volumes

Hazardous Constituents (264.94, Table 1)

Parameter	1Q93	Mod	GP	H	Flag	Lab	2Q93	Mod	GP	H	Flag	Lab	Unit
Arsenic	<2.0				0	GE	<2.0				0	GE	µg/L
Barium	64				0	GE	70				0	GE	µg/L
Cadmium	<2.0				0	GE	<2.0				0	GE	µg/L
Chromium	<4.0				0	GE	<4.0				0	GE	µg/L
Lead	<3.0				0	GE	<3.0				0	GE	µg/L
Mercury	<0.20				0	GE	0.21				0	GE	µg/L
Selenium	<2.0	J1			0	GE	<2.0	J1			0	GE	µg/L
Silver	<2.0				0	GE	<2.0				0	GE	µg/L

Hazardous Constituents (261 App. VIII/264 App. IX)

Parameter	1Q93	Mod	GP	H	Flag	Lab	2Q93	Mod	GP	H	Flag	Lab	Unit
Antimony	<2.0				0	GE	<2.0				0	GE	µg/L
Benzene	<1.0				0	GE	<1.0				0	GE	µg/L
Cobalt	<4.0					GE	<4.0				0	GE	µg/L
Copper	6.6					GE	4.9				0	GE	µg/L
Cyanide	<5.0					GE	<5.0				0	GE	µg/L
Nickel	8.6					GE	9.9				0	GE	µg/L
Phenols	<5.0					GE	<5.0				0	GE	µg/L
Tetrachloroethylene	<1.0					GE	<1.0				0	GE	µg/L
Thallium	<2.0				0	GE	<2.0				0	GE	µg/L
Trichloroethylene	2.2				0	GE	2.3				0	GE	µg/L
Trichlorofluoromethane	<1.0				0	GE	<1.0				0	GE	µg/L
Vanadium	<8.0				0	GE	<8.0				0	GE	µg/L
Zinc	90		■		0	GE	86		■		0	GE	µg/L

Water Quality Indicator Parameters

Parameter	1Q93	Mod	GP	H	Flag	Lab	2Q93	Mod	GP	H	Flag	Lab	Unit
Aluminum	47				1	GE	56		■		2	GE	µg/L
Nitrate as nitrogen	44,000		■		2	GE	49,000		■		2	GE	µg/L
pH	5.3	J	■	●	0	GE	5.1	J	■	●	0	GE	pH

Common Laboratory Contaminants

Parameter	1Q93	Mod	GP	H	Flag	Lab	2Q93	Mod	GP	H	Flag	Lab	Unit
Bis (2-ethylhexyl) phthalate	<10	J1			0	GE	<10	J1			0	GE	µg/L
Methylene chloride	<1.0				0	GE	<1.0				0	GE	µg/L

Note: See Appendix B for flagging criteria.
● = exceeded holding time.
■ = exceeded groundwater protection standard.

WELL FSB 93C (cont.)

Radiological Indicator Parameters

Parameter	1Q93	Mod	GP	H	Flag	Lab	2Q93	Mod	GP	H	Flag	Lab	Unit
Gross alpha	4.6E+00				0	GE	9.9E+00				1	GE	pCi/L
Nonvolatile beta	3.8E+01				1	GE	4.1E+01				1	GE	pCi/L

Measured Radionuclides

Parameter	1Q93	Mod	GP	H	Flag	Lab	2Q93	Mod	GP	H	Flag	Lab	Unit
Actinium-228							<3.0E+01				0	GP	pCi/L
Americium-241	<1.0E+00				0	CN	<1.0E+00				0	GP	pCi/L
Cesium-137	<1.0E+01				0	CN	<1.0E+01				0	GP	pCi/L
Cobalt-60	<1.2E+01				0	CN	<1.0E+01				0	GP	pCi/L
Curium-242	<1.0E+00				0	CN	<1.0E+00				0	GP	pCi/L
Curium-243/244	<1.0E+00				0	CN	<1.0E+00				0	GP	pCi/L
Curium-245/246							<1.0E+00				0	GP	pCi/L
Iodine-129	7.0E+00		■		2	CN	3.8E+00		■		2	GP	pCi/L
Plutonium-238	<1.0E+00				0	CN	<1.0E+00				0	GP	pCi/L
Plutonium-239/240	<1.0E+00				0	CN	<1.0E+00				0	GP	pCi/L
Radium-226	<1.0E+00				0	CN	6.9E+01		■		2	GP	pCi/L
Radium-228	<1.0E+00				0	CN	2.0E+00				0	GP	pCi/L
Strontium-89	<2.0E+00				0	CN	<2.0E+00				0	GP	pCi/L
Strontium-90	<2.0E+00				0	CN	<2.0E+00				0	GP	pCi/L
Technetium-99	1.3E+03		■		2	CN	3.6E+03		■		2	GP	pCi/L
Thorium-228	<1.0E+00				0	CN	<1.0E+00				0	GP	pCi/L
Thorium-230	1.9E+00				0	CN	<1.0E+00				0	GP	pCi/L
Thorium-232	<1.0E+00				0	CN	<1.0E+00				0	GP	pCi/L
Thorium-234							<3.5E+02				0	GP	pCi/L
Tritium	1.5E+03		■		2	GE	1.6E+03		■		2	GE	pCi/mL
Uranium-233/234	<1.0E+00				0	CN	1.3E+00				0	GP	pCi/L
Uranium-235	<1.0E+00				0	CN	<1.0E+00				0	GP	pCi/L
Uranium-238	<1.0E+00				0	CN	1.9E+00				0	GP	pCi/L

Calculated Radionuclides

Parameter	1Q93	Mod	GP	H	Flag	Lab	2Q93	Mod	GP	H	Flag	Lab	Unit
Americium-243	<3.0E-03	C			0		<3.0E-03	C			0		pCi/L
Nickel-63	<1.2E+01	C			0		<1.0E+01	C			0		pCi/L
Plutonium-241	<4.0E+00	C			0		<4.0E+00	C			0		pCi/L
Plutonium-242	<2.0E-05	C			0		<2.0E-05	C			0		pCi/L

Note: See Appendix B for flagging criteria.
● = exceeded holding time.
■ = exceeded groundwater protection standard.

WELL FSB 93D

SRS Coord.	Lat/Longitude	Screen Zone Elevation	Top of Casing	Casing	Pump	Formation
N74888.5 E50452.4	33.273723 °N 81.679416 °W	217.9-197.9 ft msl	276.1 ft msl	4" PVC	V	Water table (IIB_2)

SAMPLE DATE	02/19/93	05/06/93

FIELD DATA

Parameter	1Q93	2Q93	Unit
Water elevation	210	210	ft msl
pH	4	3.6	pH
Sp. conductance	1163	1085	µS/cm
Water temperature	16.5	20.5	°C
Alkalinity as $CaCO_3$	0	0	mg/L
Volume purged	0.96	0.85	well volumes

Hazardous Constituents (264.94, Table 1)

Parameter	1Q93	Mod	GP	H	Flag	Lab	2Q93	Mod	GP	H	Flag	Lab	Unit
Arsenic	<2.0				0	GE	<2.0				0	GE	µg/L
Barium	470				0	GE	460				0	GE	µg/L
Cadmium	24		■		2	GE	18		■		2	GE	µg/L
Chromium	<4.0				0	GE	<4.0				0	GE	µg/L
Lead	13				1	GE	6.5				0	GE	µg/L
Mercury	<0.20				0	GE	<0.20				0	GE	µg/L
Selenium	<2.0				0	GE	<2.0				0	GE	µg/L
Silver	<2.0				0	GE	<2.0				0	GE	µg/L

Hazardous Constituents (261 App. VIII/264 App. IX)

Parameter	1Q93	Mod	GP	H	Flag	Lab	2Q93	Mod	GP	H	Flag	Lab	Unit
Antimony	<2.0				0	GE	<2.0				0	GE	µg/L
Benzene	<1.0				0	GE	<1.0				0	GE	µg/L
Cobalt	12				0	GE	12				0	GE	µg/L
Copper	27				0	GE	26				0	GE	µg/L
Cyanide	<5.0				0	GE	<10				0	GE	µg/L
Nickel	18				0	GE	18				0	GE	µg/L
Phenols	<5.0				0	GE	<5.0				0	GE	µg/L
Tetrachloroethylene	<1.0				0	GE	<1.0				0	GE	µg/L
Thallium	<2.0				0	GE	<2.0				0	GE	µg/L
Trichloroethylene	<1.0				0	GE	<1.0				0	GE	µg/L
Trichlorofluoromethane	<1.0				0	GE	<1.0				0	GE	µg/L
Vanadium	<8.0				0	GE	<8.0				0	GE	µg/L
Zinc	67		■		0	GE	52		■		0	GE	µg/L

Water Quality Indicator Parameters

Parameter	1Q93	Mod	GP	H	Flag	Lab	2Q93	Mod	GP	H	Flag	Lab	Unit
Aluminum	28,000		■		2	GE	36,000		■		2	GE	µg/L
Nitrate as nitrogen	310,000		■		2	GE	150,000		■		2	GE	µg/L
pH	3.9	J	■	●	1	GE	3.9	J	■	●	1	GE	pH

Common Laboratory Contaminants

Parameter	1Q93	Mod	GP	H	Flag	Lab	2Q93	Mod	GP	H	Flag	Lab	Unit
Bis (2-ethylhexyl) phthalate	<10	J1			0	GE	<10	J1			0	GE	µg/L
Methylene chloride	1.7				0	GE	<1.0				0	GE	µg/L

Note: See Appendix B for flagging criteria.
● = exceeded holding time.
■ = exceeded groundwater protection standard.

WELL FSB 93D (cont.)

Radiological Indicator Parameters

Parameter	1Q93	Mod	GP	H	Flag	Lab	2Q93	Mod	GP	H	Flag	Lab	Unit
Gross alpha	4.3E+02		■		2	GE	3.4E+02		■		2	GE	pCi/L
Nonvolatile beta	2.6E+03		■		2	GE	2.3E+03		■		2	GE	pCi/L

Measured Radionuclides

Parameter	1Q93	Mod	GP	H	Flag	Lab	2Q93	Mod	GP	H	Flag	Lab	Unit
Actinium-228							<3.0E+01				0	GP	pCi/L
Americium-241	6.9E+00	Y	■		2	CN	1.0E+01		■		2	GP	pCi/L
Cesium-137	<1.0E+01	Y			0	CN	<1.0E+01				0	GP	pCi/L
Cobalt-60	<1.2E+01	Y			0	CN	<1.0E+01				0	GP	pCi/L
Curium-242	<1.0E+00	Y			0	CN	<1.0E+00				0	GP	pCi/L
Curium-243/244	3.3E+00	Y			0	CN	9.6E+00		■		2	GP	pCi/L
Curium-245/246							2.1E+00				0	GP	pCi/L
Iodine-129	5.1E+01		■		2	CN	2.5E+01		■		2	GP	pCi/L
Plutonium-238	<1.0E+00	Y			0	CN	<1.0E+00				0	GP	pCi/L
Plutonium-239/240	<1.0E+00	Y			0	CN	<1.0E+00				0	GP	pCi/L
Radium-226	1.2E+01	Y			1	CN	2.0E+01				1	GP	pCi/L
Radium-228	2.8E+02	Y	■		2	CN	<1.0E+00				0	GP	pCi/L
Strontium-89		RY4			0	CN	<2.0E+00				0	GP	pCi/L
Strontium-90		R4			0	CN	1.6E+03		■		2	GP	pCi/L
Technetium-99	9.4E+03		■		2	CN	2.1E+04		■		2	GP	pCi/L
Thorium-228	1.0E+00	Y			0	CN	<1.0E+00				0	GP	pCi/L
Thorium-230	1.0E+00	Y			0	CN	<1.0E+00				0	GP	pCi/L
Thorium-232	1.0E+00	Y			0	CN	<1.0E+00				0	GP	pCi/L
Thorium-234							<3.5E+02				0	GP	pCi/L
Tritium	1.3E+04		■		2	GE	1.2E+04		■		2	GE	pCi/mL
Uranium-233/234	4.0E+01	Y	■		2	CN	6.7E+01		■		2	GP	pCi/L
Uranium-235	1.4E+00	Y			0	CN	4.0E+00				0	GP	pCi/L
Uranium-238	6.7E+01	Y	■		2	CN	1.1E+02		■		2	GP	pCi/L

Calculated Radionuclides

Parameter	1Q93	Mod	GP	H	Flag	Lab	2Q93	Mod	GP	H	Flag	Lab	Unit
Americium-243	9.9E-03	C			0		2.9E-02	C			0		pCi/L
Nickel-63	<1.2E+01	C			0		<1.0E+01	C			0		pCi/L
Plutonium-241	<4.0E+00	C			0		<4.0E+00	C			0		pCi/L
Plutonium-242	<2.0E-05	C			0		<2.0E-05	C			0		pCi/L

Note: See Appendix B for flagging criteria.
● = exceeded holding time.
■ = exceeded groundwater protection standard.

WELL FSB 94C

SRS Coord.	Lat/Longitude	Screen Zone Elevation	Top of Casing	Casing	Pump	Formation
N74869.0 E50180.0	33.273235 °N 81.680096 °W	149.8-139.8 ft msl	281.1 ft msl	4" PVC	V	Barnwell (IIB$_1$)

SAMPLE DATE	02/21/93	05/06/93

FIELD DATA

Parameter	1Q93	2Q93	Unit
Water elevation	210	210	ft msl
pH	4.4	4.1	pH
Sp. conductance	2010	1870	µS/cm
Water temperature	18.9	19.3	°C
Alkalinity as $CaCO_3$	0	0	mg/L
Volume purged	0.68	0.69	well volumes

Hazardous Constituents (264.94, Table 1)

Parameter	1Q93	Mod	GP	H	Flag	Lab	2Q93	Mod	GP	H	Flag	Lab	Unit
Arsenic	<2.0				0	GE	<2.0				0	GE	µg/L
Barium	460				0	GE	400				0	GE	µg/L
Cadmium	18		■		2	GE	16		■		2	GE	µg/L
Chromium	<16				0	GE	<8.0				0	GE	µg/L
Lead	6.5				0	GE	3.3				0	GE	µg/L
Mercury	<0.20				0	GE	<0.20				0	GE	µg/L
Selenium	<2.0				0	GE	<2.0				0	GE	µg/L
Silver	<8.0				0	GE	<4.0				0	GE	µg/L

Hazardous Constituents (261 App. VIII/264 App. IX)

Parameter	1Q93	Mod	GP	H	Flag	Lab	2Q93	Mod	GP	H	Flag	Lab	Unit
Antimony	<2.0				0	GE	<2.0				0	GE	µg/L
Benzene	<1.0				0	GE	<1.0				0	GE	µg/L
Cobalt	470		■		2	GE	410		■		2	GE	µg/L
Copper	26				0	GE	24				0	GE	µg/L
Cyanide	<5.0				0	GE	<10				0	GE	µg/L
Nickel	130		■		2	GE	99		■		1	GE	µg/L
Phenols	<5.0				0	GE	<5.0				0	GE	µg/L
Tetrachloroethylene	<1.0				0	GE	<1.0				0	GE	µg/L
Thallium	<2.0				0	GE	<2.0				0	GE	µg/L
Trichloroethylene	<1.0				0	GE	<1.0				0	GE	µg/L
Trichlorofluoromethane	<1.0				0	GE	<1.0				0	GE	µg/L
Vanadium	<32				0	GE	<16				0	GE	µg/L
Zinc	220		■		0	GE	180		■		0	GE	µg/L

Water Quality Indicator Parameters

Parameter	1Q93	Mod	GP	H	Flag	Lab	2Q93	Mod	GP	H	Flag	Lab	Unit
Aluminum	33,000		■		2	GE	30,000		■		2	GE	µg/L
Nitrate as nitrogen	310,000		■		2	GE	140,000		■		2	GE	µg/L
pH	4.3	J	■	●	0	GE	4.5	J	■	●	0	GE	pH

Common Laboratory Contaminants

Parameter	1Q93	Mod	GP	H	Flag	Lab	2Q93	Mod	GP	H	Flag	Lab	Unit
Bis (2-ethylhexyl) phthalate	<10	J1			0	GE	<10				0	GE	µg/L
Methylene chloride	<1.0				0	GE	<1.0				0	GE	µg/L

Note: See Appendix B for flagging criteria.
● = exceeded holding time.
■ = exceeded groundwater protection standard.

WELL FSB 94C (cont.)

Radiological Indicator Parameters

Parameter	1Q93	Mod	GP	H	Flag	Lab	2Q93	Mod	GP	H	Flag	Lab	Unit
Gross alpha	2.5E+02		■		2	GE	1.9E+02		■		2	GE	pCi/L
Nonvolatile beta	2.4E+03		■		2	GE	2.2E+03		■		2	GE	pCi/L

Measured Radionuclides

Parameter	1Q93	Mod	GP	H	Flag	Lab	2Q93	Mod	GP	H	Flag	Lab	Unit
Actinium-228							<3.0E+01				0	GP	pCi/L
Americium-241	1.2E+00				0	CN	<1.0E+00				0	GP	pCi/L
Cesium-137	<1.0E+01				0	CN	<1.0E+01				0	GP	pCi/L
Cobalt-60	<1.2E+01				0	CN	<1.0E+01				0	GP	pCi/L
Curium-242	<1.1E+00	3			0	CN	<1.0E+00				0	GP	pCi/L
Curium-243/244	1.0E+00	3			0	CN	<1.0E+00				0	GP	pCi/L
Curium-245/246							<1.0E+00				0	GP	pCi/L
Iodine-129	1.2E+02		■		2	CN	1.0E+02		■		2	GP	pCi/L
Plutonium-238	<1.0E+00				0	CN	<1.0E+00				0	GP	pCi/L
Plutonium-239/240	<1.0E+00				0	CN	<1.0E+00				0	GP	pCi/L
Radium-226	3.3E+01		■		2	CN	2.4E+01		■		2	GP	pCi/L
Radium-228	4.0E+02		■		2	CN	<1.0E+00				0	GP	pCi/L
Strontium-89	1.0E+01				0	CN	<2.0E+00				0	GP	pCi/L
Strontium-90	2.5E+02		■		2	CN	1.1E+03		■		2	GP	pCi/L
Technetium-99	8.2E+03		■		2	CN	1.8E+04		■		2	GP	pCi/L
Thorium-228	<1.0E+00				0	CN	<1.0E+00				0	GP	pCi/L
Thorium-230	<1.0E+00				0	CN	<1.0E+00				0	GP	pCi/L
Thorium-232	<1.0E+00				0	CN	<1.0E+00				0	GP	pCi/L
Thorium-234							<3.5E+02				0	GP	pCi/L
Tritium	1.0E+04		■		2	GE	1.0E+04		■		2	GE	pCi/mL
Uranium-233/234	1.0E+01				1	CN	9.6E+00				1	GP	pCi/L
Uranium-235	<1.0E+00				0	CN	<1.0E+00				0	GP	pCi/L
Uranium-238	1.0E+01				1	CN	8.9E+00				1	GP	pCi/L

Calculated Radionuclides

Parameter	1Q93	Mod	GP	H	Flag	Lab	2Q93	Mod	GP	H	Flag	Lab	Unit
Americium-243	3.0E-03	C			0		<3.0E-03	C			0		pCi/L
Nickel-63	<1.2E+01	C			0		<1.0E+01	C			0		pCi/L
Plutonium-241	<4.0E+00	C			0		<4.0E+00	C			0		pCi/L
Plutonium-242	<2.0E-05	C			0		<2.0E-05	C			0		pCi/L

Note: See Appendix B for flagging criteria.
● = exceeded holding time.
■ = exceeded groundwater protection standard.

WELL FSB 94DR

SRS Coord.	Lat/Longitude	Screen Zone Elevation	Top of Casing	Casing	Pump	Formation
N74869.1 E50162.9	33.273207 °N 81.680141 °W	203.4-183.3 ft msl	280.5 ft msl	4" PVC	S	Water table (llB_2)

SAMPLE DATE	02/21/93	05/06/93

FIELD DATA

Parameter	1Q93	2Q93	Unit
Water elevation	210	210	ft msl
pH	3.1	3	pH
Sp. conductance	2670	2280	µS/cm
Water temperature	19.9	20.5	°C
Alkalinity as $CaCO_3$	0	0	mg/L
Volume purged	5.5	10	well volumes

Hazardous Constituents (264.94, Table 1)

Parameter	1Q93	Mod	GP	H	Flag	Lab	2Q93	Mod	GP	H	Flag	Lab	Unit
Arsenic	<2.0				0	GE	<2.0				0	GE	µg/L
Barium	1,300		■		1	GE	1,100		■		1	GE	µg/L
Cadmium	<8.0				0	GE	5.3				2	GE	µg/L
Chromium	<16				0	GE	5.9				0	GE	µg/L
Lead	5.7				0	GE	<3.0				0	GE	µg/L
Mercury	2.2		■		2	GE	1.2				1	GE	µg/L
Selenium	<2.0				0	GE	<2.0				0	GE	µg/L
Silver	<8.0				0	GE	<2.0				0	GE	µg/L

Hazardous Constituents (261 App. VIII/264 App. IX)

Parameter	1Q93	Mod	GP	H	Flag	Lab	2Q93	Mod	GP	H	Flag	Lab	Unit
Antimony	<2.0				0	GE	<2.0				0	GE	µg/L
Benzene	<1.0				0	GE	<1.0				0	GE	µg/L
Cobalt	79		■		2	GE	60				2	GE	µg/L
Copper	99		■		0	GE	95		■		0	GE	µg/L
Cyanide	<10				0	GE	15	J6	■	●	0	GE	µg/L
Nickel	73		■		1	GE	54		■		1	GE	µg/L
Phenols	<5.0				0	GE	<5.0				0	GE	µg/L
Tetrachloroethylene	<1.0				0	GE	<1.0				0	GE	µg/L
Thallium	<2.0				0	GE	<2.0				0	GE	µg/L
Trichloroethylene	<1.0				0	GE	<1.0				0	GE	µg/L
Trichlorofluoromethane	<1.0				0	GE	<1.0				0	GE	µg/L
Vanadium	<32				0	GE	<8.0				0	GE	µg/L
Zinc	170		■		0	GE	130		■		0	GE	µg/L

Water Quality Indicator Parameters

Parameter	1Q93	Mod	GP	H	Flag	Lab	2Q93	Mod	GP	H	Flag	Lab	Unit
Aluminum	130,000		■		2	GE	110,000		■		2	GE	µg/L
Nitrate as nitrogen	370,000		■		2	GE	340,000		■		2	GE	µg/L
pH	3.1	J	■	●	1	GE	3.2	J	■	●	1	GE	pH

Common Laboratory Contaminants

Parameter	1Q93	Mod	GP	H	Flag	Lab	2Q93	Mod	GP	H	Flag	Lab	Unit
Bis (2-ethylhexyl) phthalate	<10	J1			0	GE	<10				0	GE	µg/L
Methylene chloride	<1.0				0	GE	<1.0				0	GE	µg/L

Note: See Appendix B for flagging criteria.
● = exceeded holding time.
■ = exceeded groundwater protection standard.

WELL FSB 94DR (cont.)

Radiological Indicator Parameters

Parameter	1Q93	Mod	GP	H	Flag	Lab	2Q93	Mod	GP	H	Flag	Lab	Unit
Gross alpha	2.3E+03		■		2	GE	2.0E+03		■		2	GE	pCi/L
Nonvolatile beta	1.9E+03		■		2	GE	1.5E+03		■		2	GE	pCi/L

Measured Radionuclides

Parameter	1Q93	Mod	GP	H	Flag	Lab	2Q93	Mod	GP	H	Flag	Lab	Unit
Actinium-228							1.0E+02				2	GP	pCi/L
Americium-241	8.6E+01		■		2	CN	1.3E+02		■		2	GP	pCi/L
Cesium-137	3.5E+02		■		2	CN	3.8E+02		■		2	GP	pCi/L
Cobalt-60	<1.2E+01				0	CN	<1.0E+01				0	GP	pCi/L
Curium-242	<1.0E+00				0	CN	<1.0E+00				0	GP	pCi/L
Curium-243/244	8.5E+01		■		2	CN	2.8E+02		■		2	GP	pCi/L
Curium-245/246							2.3E+01		■		2	GP	pCi/L
Iodine-129	1.7E+02		■		2	CN	7.5E+00		■		2	GP	pCi/L
Plutonium-238	<1.0E+00				0	CN	3.1E+00				0	GP	pCi/L
Plutonium-239/240	<1.0E+00				0	CN	<1.0E+00				0	GP	pCi/L
Radium-226	1.4E+01				1	CN	1.4E+01				1	GP	pCi/L
Radium-228	3.5E+02		■		2	CN	9.0E+01		■		2	GP	pCi/L
Strontium-89		R4			0	CN	4.8E+01		■		2	GP	pCi/L
Strontium-90		R4			0	CN	3.2E+02		■		2	GP	pCi/L
Technetium-99	1.7E+04		■		2	CN	3.4E+04		■		2	GP	pCi/L
Thorium-228	<1.0E+00				0	CN	4.7E+00				0	GP	pCi/L
Thorium-230	<1.0E+00				0	CN	<1.0E+00				0	GP	pCi/L
Thorium-232	<1.0E+00				0	CN	<1.0E+00				0	GP	pCi/L
Thorium-234							6.2E+02		■		2	GP	pCi/L
Tritium	2.5E+04		■		2	GE	2.1E+04		■		2	GE	pCi/mL
Uranium-233/234	6.4E+02	3	■		2	CN	4.8E+02		■		2	GP	pCi/L
Uranium-235	4.7E+01	3	■		2	CN	3.1E+01		■		2	GP	pCi/L
Uranium-238	1.2E+03	3	■		2	CN	9.0E+02		■		2	GP	pCi/L

Calculated Radionuclides

Parameter	1Q93	Mod	GP	H	Flag	Lab	2Q93	Mod	GP	H	Flag	Lab	Unit
Americium-243	2.6E-01	C			0		8.4E-01	C			0		pCi/L
Nickel-63	<1.2E+01	C			0		<1.0E+01	C			0		pCi/L
Plutonium-241	<4.0E+00	C			0		<4.0E+00	C			0		pCi/L
Plutonium-242	<2.0E-05	C			0		<2.0E-05	C			0		pCi/L

Note: See Appendix B for flagging criteria.
● = exceeded holding time.
■ = exceeded groundwater protection standard.

WELL FSB 95CR

SRS Coord.	Lat/Longitude	Screen Zone Elevation	Top of Casing	Casing	Pump	Formation
N75001.9 E49987.8	33.273215 °N 81.68086 °W	161.9-151.9 ft msl	284 ft msl	4" PVC	S	Barnwell (IIB$_1$)

SAMPLE DATE	02/19/93	05/06/93

FIELD DATA

Parameter	1Q93	2Q93	Unit
Water elevation	210	210	ft msl
pH	4.4	4.2	pH
Sp. conductance	1710	1627	µS/cm
Water temperature	20.2	21.3	°C
Alkalinity as $CaCO_3$	0	0	mg/L
Volume purged	3.9	5.7	well volumes

Hazardous Constituents (264.94, Table 1)

Parameter	1Q93	Mod	GP	H	Flag	Lab	2Q93	Mod	GP	H	Flag	Lab	Unit
Arsenic	<2.0				0	GE	<2.0				0	GE	µg/L
Barium	710				0	GE	720				0	GE	µg/L
Cadmium	12		■		2	GE	12		■		2	GE	µg/L
Chromium	<12				0	GE	<8.0				0	GE	µg/L
Lead	<3.0				0	GE	<3.0				0	GE	µg/L
Mercury	0.37				0	GE	0.50				0	GE	µg/L
Selenium	<2.0				0	GE	<2.0				0	GE	µg/L
Silver	<6.0				0	GE	<4.0				0	GE	µg/L

Hazardous Constituents (261 App. VIII/264 App. IX)

Parameter	1Q93	Mod	GP	H	Flag	Lab	2Q93	Mod	GP	H	Flag	Lab	Unit
Antimony	<2.0				0	GE	<2.0				0	GE	µg/L
Benzene	<1.0				0	GE	<1.0				0	GE	µg/L
Cobalt	350		■		2	GE	350		■		2	GE	µg/L
Copper	27				0	GE	26				0	GE	µg/L
Cyanide	<5.0				0	GE	<10				0	GE	µg/L
Nickel	72		■		1	GE	73		■		1	GE	µg/L
Phenols	<5.0				0	GE	<5.0				0	GE	µg/L
Tetrachloroethylene	<1.0				0	GE	<1.0				0	GE	µg/L
Thallium	<2.0				0	GE	<2.0				0	GE	µg/L
Trichloroethylene	<1.0				0	GE	<1.0				0	GE	µg/L
Trichlorofluoromethane	<1.0				0	GE	<1.0				0	GE	µg/L
Vanadium	<24				0	GE	<16				0	GE	µg/L
Zinc	240		■		0	GE	220		■		0	GE	µg/L

Water Quality Indicator Parameters

Parameter	1Q93	Mod	GP	H	Flag	Lab	2Q93	Mod	GP	H	Flag	Lab	Unit
Aluminum	31,000		■		2	GE	32,000		■		2	GE	µg/L
Nitrate as nitrogen	260,000		■		2	GE	270,000		■		2	GE	µg/L
pH	4.3	J	■	●	0	GE	4.5	J	■	●	0	GE	pH

Common Laboratory Contaminants

Parameter	1Q93	Mod	GP	H	Flag	Lab	2Q93	Mod	GP	H	Flag	Lab	Unit
Bis (2-ethylhexyl) phthalate	<10	J1			0	GE	<10	J		●	0	GE	µg/L
Methylene chloride	1.7				0	GE	<1.0				0	GE	µg/L

Note: See Appendix B for flagging criteria.
● = exceeded holding time.
■ = exceeded groundwater protection standard.

WELL FSB 95CR (cont.)

Radiological Indicator Parameters

Parameter	1Q93	Mod	GP	H	Flag	Lab	2Q93	Mod	GP	H	Flag	Lab	Unit
Gross alpha	8.2E+02		■		2	GE	7.3E+02		■		2	GE	pCi/L
Nonvolatile beta	2.0E+03		■		2	GE	1.7E+03		■		2	GE	pCi/L

Measured Radionuclides

Parameter	1Q93	Mod	GP	H	Flag	Lab	2Q93	Mod	GP	H	Flag	Lab	Unit
Actinium-228							<3.0E+01				0	GP	pCi/L
Americium-241	8.3E+00	Y	■		2	CN	8.4E+00		■		2	GP	pCi/L
Cesium-137	<1.0E+01	Y			0	CN	1.1E+01				0	GP	pCi/L
Cobalt-60	<1.2E+01	Y			0	CN	<1.0E+01				0	GP	pCi/L
Curium-242	1.5E+00	Y			0	CN	<1.0E+00				0	GP	pCi/L
Curium-243/244	6.6E+00	Y			1	CN	1.3E+01		■		2	GP	pCi/L
Curium-245/246							1.6E+00				0	GP	pCi/L
Iodine-129	8.7E+01		■		2	CN	1.1E+02		■		2	GP	pCi/L
Plutonium-238	<1.0E+00	Y			0	CN	<1.0E+00				0	GP	pCi/L
Plutonium-239/240	<1.0E+00	Y			0	CN	<1.0E+00				0	GP	pCi/L
Radium-226	8.4E+01	Y	■		2	CN	4.3E+01		■		2	GP	pCi/L
Radium-228	3.1E+02	Y	■		2	CN	2.3E+01	V	■		2	GP	pCi/L
Strontium-89		RY4			0	CN	1.5E+02		■		2	GP	pCi/L
Strontium-90		RY4			0	CN	6.7E+02		■		2	GP	pCi/L
Technetium-99	7.2E+03		■		2	CN	1.7E+04		■		2	GP	pCi/L
Thorium-228	<1.0E+00	Y			0	CN	<1.0E+00				0	GP	pCi/L
Thorium-230	<1.0E+00	Y			0	CN	<1.0E+00				0	GP	pCi/L
Thorium-232	<1.0E+00	Y			0	CN	<1.0E+00				0	GP	pCi/L
Thorium-234							<3.5E+02				0	GP	pCi/L
Tritium	8.3E+03		■		2	GE	9.2E+03		■		2	GE	pCi/mL
Uranium-233/234	3.6E+02	Y	■		2	CN	2.3E+02		■		2	GP	pCi/L
Uranium-235	1.9E+01	Y	■		2	CN	1.2E+01				1	GP	pCi/L
Uranium-238	4.2E+02	Y	■		2	CN	2.7E+02		■		2	GP	pCi/L

Calculated Radionuclides

Parameter	1Q93	Mod	GP	H	Flag	Lab	2Q93	Mod	GP	H	Flag	Lab	Unit
Americium-243	2.0E-02	C			0		3.9E-02	C			0		pCi/L
Nickel-63	<1.2E+01	C			0		<1.0E+01	C			0		pCi/L
Plutonium-241	<4.0E+00	C			0		<4.0E+00	C			0		pCi/L
Plutonium-242	<2.0E-05	C			0		<2.0E-05	C			0		pCi/L

Note: See Appendix B for flagging criteria.
● = exceeded holding time.
■ = exceeded groundwater protection standard.

WELL FSB 95DR

SRS Coord.	Lat/Longitude	Screen Zone Elevation	Top of Casing	Casing	Pump	Formation
N74991.7 E49996.0	33.273206 °N 81.680818 °W	207.0-187.0 ft msl	284.1 ft msl	4" PVC	S	Water table (IIB_2)

SAMPLE DATE	02/19/93	05/06/93

FIELD DATA

Parameter	1Q93	2Q93	Unit
Water elevation	210	210	ft msl
pH	3.3	3.2	pH
Sp. conductance	2790	2540	µS/cm
Water temperature	20.1	23.9	°C
Alkalinity as $CaCO_3$	0	0	mg/L
Volume purged	12	11	well volumes

Hazardous Constituents (264.94, Table 1)

Parameter	1Q93	Mod	GP	H	Flag	Lab	2Q93	Mod	GP	H	Flag	Lab	Unit
Arsenic	<2.0				0	GE	<2.0				0	GE	µg/L
Barium	600				0	GE	610				0	GE	µg/L
Cadmium	2.6				1	GE	3.0				1	GE	µg/L
Chromium	<4.0				0	GE	4.0				0	GE	µg/L
Lead	51		■		2	GE	17				2	GE	µg/L
Mercury	1.5				1	GE	1.4				1	GE	µg/L
Selenium	<2.0				0	GE	<2.0				0	GE	µg/L
Silver	<2.0				0	GE	<2.0				0	GE	µg/L

Hazardous Constituents (261 App. VIII/264 App. IX)

Parameter	1Q93	Mod	GP	H	Flag	Lab	2Q93	Mod	GP	H	Flag	Lab	Unit
Antimony	<2.0				0	GE	<2.0				0	GE	µg/L
Benzene	<1.0				0	GE	<1.0				0	GE	µg/L
Cobalt	43				2	GE	46				2	GE	µg/L
Copper	71		■		0	GE	64		■		0	GE	µg/L
Cyanide	<10				0	GE	<10				0	GE	µg/L
Nickel	46				0	GE	43				0	GE	µg/L
Phenols	<5.0				0	GE	<5.0				0	GE	µg/L
Tetrachloroethylene	<1.0				0	GE	<1.0				0	GE	µg/L
Thallium	<2.0				0	GE	<2.0				0	GE	µg/L
Trichloroethylene	<1.0				0	GE	<1.0				0	GE	µg/L
Trichlorofluoromethane	<1.0				0	GE	<1.0				0	GE	µg/L
Vanadium	<8.0				0	GE	<8.0				0	GE	µg/L
Zinc	120		■		0	GE	100		■		0	GE	µg/L

Water Quality Indicator Parameters

Parameter	1Q93	Mod	GP	H	Flag	Lab	2Q93	Mod	GP	H	Flag	Lab	Unit
Aluminum	92,000		■		2	GE	83,000		■		2	GE	µg/L
Nitrate as nitrogen	410,000		■		2	GE	410,000		■		2	GE	µg/L
pH	3.3	J	■	●	1	GE	3.3	J	■	●	1	GE	pH

Common Laboratory Contaminants

Parameter	1Q93	Mod	GP	H	Flag	Lab	2Q93	Mod	GP	H	Flag	Lab	Unit
Bis (2-ethylhexyl) phthalate	<10	J1			0	GE	<10	J		●	0	GE	µg/L
Methylene chloride	1.3				0	GE	<1.0				0	GE	µg/L

Note: See Appendix B for flagging criteria.
● = exceeded holding time.
■ = exceeded groundwater protection standard.

WELL FSB 95DR (cont.)

Radiological Indicator Parameters

Parameter	1Q93	Mod	GP	H	Flag	Lab	2Q93	Mod	GP	H	Flag	Lab	Unit
Gross alpha	2.7E+03		■		2	GE	2.9E+03		■		2	GE	pCi/L
Nonvolatile beta	1.8E+03		■		2	GE	1.6E+03		■		2	GE	pCi/L

Measured Radionuclides

Parameter	1Q93	Mod	GP	H	Flag	Lab	2Q93	Mod	GP	H	Flag	Lab	Unit
Actinium-228							4.3E+01				2	GP	pCi/L
Americium-241	1.4E+02	3Y	■		2	CN	1.4E+02		■		2	GP	pCi/L
Cesium-137	5.9E+02	Y	■		2	CN	5.5E+02		■		2	GP	pCi/L
Cobalt-60	<1.2E+01	Y			0	CN	<1.0E+01				0	GP	pCi/L
Curium-242	<1.2E+00	Y3			0	CN	<1.0E+00				0	GP	pCi/L
Curium-243/244	8.0E+01	3Y	■		2	CN	1.7E+02		■		2	GP	pCi/L
Curium-245/246							8.4E+00		■		2	GP	pCi/L
Iodine-129	1.8E+02		■		2	CN	4.8E+00		■		2	GP	pCi/L
Plutonium-238	1.3E+00	Y			0	CN	1.2E+00				0	GP	pCi/L
Plutonium-239/240	<1.0E+00	Y			0	CN	<1.0E+00				0	GP	pCi/L
Radium-226	7.9E+00				0	CN	1.0E+01				1	GP	pCi/L
Radium-228	1.3E+02	Y	■		2	CN	5.0E+01	V	■		2	GP	pCi/L
Strontium-89		RY4			0	CN	1.8E+01				1	GP	pCi/L
Strontium-90		RY4			0	CN	2.9E+02		■		2	GP	pCi/L
Technetium-99	1.7E+04		■		2	CN	4.0E+04		■		2	GP	pCi/L
Thorium-228	3.7E+00	3Y			0	CN	3.3E+00				0	GP	pCi/L
Thorium-230	<1.0E+00	3Y			0	CN	<1.0E+00				0	GP	pCi/L
Thorium-232	<1.0E+00	3Y			0	CN	<1.0E+00				0	GP	pCi/L
Thorium-234							6.0E+02		■		2	GP	pCi/L
Tritium	2.4E+04		■		2	GE	2.2E+04		■		2	GE	pCi/mL
Uranium-233/234	6.6E+02	3Y	■		2	CN	5.3E+02		■		2	GP	pCi/L
Uranium-235	5.4E+01	3Y	■		2	CN	3.6E+01		■		2	GP	pCi/L
Uranium-238	1.6E+03	3Y	■		2	CN	1.3E+03		■		2	GP	pCi/L

Calculated Radionuclides

Parameter	1Q93	Mod	GP	H	Flag	Lab	2Q93	Mod	GP	H	Flag	Lab	Unit
Americium-243	2.4E-01	C			0		5.1E-01	C			0		pCi/L
Nickel-63	<1.2E+01	C			0		<1.0E+01	C			0		pCi/L
Plutonium-241	<4.0E+00	C			0		<4.0E+00	C			0		pCi/L
Plutonium-242	<2.0E-05	C			0		<2.0E-05	C			0		pCi/L

Note: See Appendix B for flagging criteria.
● = exceeded holding time.
■ = exceeded groundwater protection standard.

WELL FSB 96AR

SRS Coord.	Lat/Longitude	Screen Zone Elevation	Top of Casing	Casing	Pump	Formation
N74914.9 E49746.6	33.272629 °N 81.681326 °W	89.0-79.0 ft msl	281.2 ft msl	4" PVC	S	U. Congaree (IIA)

SAMPLE DATE 02/21/93 05/06/93

FIELD DATA

Parameter	1Q93	2Q93	Unit
Water elevation	150	150	ft msl
pH	7.1	7.2	pH
Sp. conductance	173	170	µS/cm
Water temperature	19.5	20.7	°C
Alkalinity as $CaCO_3$	84	75	mg/L
Volume purged	3.8	3.8	well volumes

Hazardous Constituents (264.94, Table 1)

Parameter	1Q93	Mod	GP	H	Flag	Lab	2Q93	Mod	GP	H	Flag	Lab	Unit
Arsenic	<2.0				0	GE	<2.0				0	GE	µg/L
Barium	36				0	GE	37				0	GE	µg/L
Cadmium	<2.0				0	GE	<2.0				0	GE	µg/L
Chromium	<4.0				0	GE	<4.0				0	GE	µg/L
Lead	<3.0				0	GE	<3.0				0	GE	µg/L
Mercury	<0.20				0	GE	<0.20				0	GE	µg/L
Selenium	<2.0				0	GE	<2.0				0	GE	µg/L
Silver	<2.0				0	GE	<2.0				0	GE	µg/L

Hazardous Constituents (261 App. VIII/264 App. IX)

Parameter	1Q93	Mod	GP	H	Flag	Lab	2Q93	Mod	GP	H	Flag	Lab	Unit
Antimony	<2.0				0	GE	<2.0				0	GE	µg/L
Benzene	<1.0				0	GE	<1.0				0	GE	µg/L
Cobalt	<4.0				0	GE	<4.0				0	GE	µg/L
Copper	<4.0				0	GE	<4.0				0	GE	µg/L
Cyanide	<5.0				0	GE	<5.0				0	GE	µg/L
Nickel	<4.0				0	GE	<4.0				0	GE	µg/L
Phenols	<5.0				0	GE	<5.0				0	GE	µg/L
Tetrachloroethylene	<1.0				0	GE	<1.0				0	GE	µg/L
Thallium	<2.0	J1			0	GE	<2.0				0	GE	µg/L
Trichloroethylene	<1.0				0	GE	<1.0				0	GE	µg/L
Trichlorofluoromethane	<1.0				0	GE	<1.0				0	GE	µg/L
Vanadium	<8.0				0	GE	<8.0				0	GE	µg/L
Zinc	<2.0				0	GE	<2.0				0	GE	µg/L

Water Quality Indicator Parameters

Parameter	1Q93	Mod	GP	H	Flag	Lab	2Q93	Mod	GP	H	Flag	Lab	Unit
Aluminum	<20				0	GE	<20				0	GE	µg/L
Nitrate as nitrogen	270				0	GE	320				0	GE	µg/L
pH	7.5	J		●	0	GE	7.4	J		●	0	GE	pH

Common Laboratory Contaminants

Parameter	1Q93	Mod	GP	H	Flag	Lab	2Q93	Mod	GP	H	Flag	Lab	Unit
Bis (2-ethylhexyl) phthalate	<10	J1			0	GE	<10	J1			0	GE	µg/L
Methylene chloride	<1.0				0	GE	<1.0				0	GE	µg/L

Note: See Appendix B for flagging criteria.
● = exceeded holding time.
■ = exceeded groundwater protection standard.

WELL FSB 96AR (cont.)

Radiological Indicator Parameters

Parameter	1Q93	Mod	GP	H	Flag	Lab	2Q93	Mod	GP	H	Flag	Lab	Unit
Gross alpha	< 2.0E+00				0	GE	< 2.0E+00				0	GE	pCi/L
Nonvolatile beta	< 2.0E+00				0	GE	2.4E+00				0	GE	pCi/L

Measured Radionuclides

Parameter	1Q93	Mod	GP	H	Flag	Lab	2Q93	Mod	GP	H	Flag	Lab	Unit
Actinium-228							< 3.0E+01				0	GP	pCi/L
Americium-241	< 1.0E+00				0	CN	< 1.0E+00				0	GP	pCi/L
Cesium-137	< 1.0E+01				0	CN	< 1.0E+01				0	GP	pCi/L
Cobalt-60	< 1.2E+01				0	CN	< 1.0E+01				0	GP	pCi/L
Curium-242	< 1.0E+00				0	CN	< 1.0E+00				0	GP	pCi/L
Curium-243/244	< 1.0E+00				0	CN	< 1.0E+00				0	GP	pCi/L
Curium-245/246							< 1.0E+00				0	GP	pCi/L
Iodine-129	< 2.0E+00				0	CN	< 2.0E+00				0	GP	pCi/L
Plutonium-238	< 1.0E+00				0	CN	< 1.0E+00				0	GP	pCi/L
Plutonium-239/240	< 1.0E+00				0	CN	< 1.0E+00				0	GP	pCi/L
Radium-226	< 1.0E+00				0	CN	< 1.0E+00				0	GP	pCi/L
Radium-228	1.5E+00				0	CN	2.4E+00				0	GP	pCi/L
Strontium-89	< 2.0E+00				0	CN	< 2.0E+00				0	GP	pCi/L
Strontium-90	< 2.0E+00				0	CN	< 2.0E+00				0	GP	pCi/L
Technetium-99	< 3.0E+02				0	CN	< 3.0E+02				0	GP	pCi/L
Thorium-228	< 1.0E+00	3			0	CN	< 1.0E+00				0	GP	pCi/L
Thorium-230	< 1.0E+00	3			0	CN	< 1.0E+00				0	GP	pCi/L
Thorium-232	< 1.0E+00	3			0	CN	< 1.0E+00				0	GP	pCi/L
Thorium-234							< 3.5E+02				0	GP	pCi/L
Tritium	9.1E+00				0	GE	6.6E+00				0	GE	pCi/mL
Uranium-233/234	< 1.0E+00				0	CN	< 1.0E+00				0	GP	pCi/L
Uranium-235	< 1.0E+00				0	CN	< 1.0E+00				0	GP	pCi/L
Uranium-238	< 1.0E+00				0	CN	< 1.0E+00				0	GP	pCi/L

Calculated Radionuclides

Parameter	1Q93	Mod	GP	H	Flag	Lab	2Q93	Mod	GP	H	Flag	Lab	Unit
Americium-243	< 3.0E-03	C			0		< 3.0E-03	C			0		pCi/L
Americium-248	< 3.0E-03	C			0		< 3.0E-03	C			0		pCi/L
Nickel-63	< 1.2E+01	C			0		< 1.0E+01	C			0		pCi/L
Plutonium-241	< 4.0E+00	C			0		< 4.0E+00	C			0		pCi/L
Plutonium-242	< 2.0E-05	C			0		< 2.0E-05	C			0		pCi/L

Note: See Appendix B for flagging criteria.
● = exceeded holding time.
■ = exceeded groundwater protection standard.

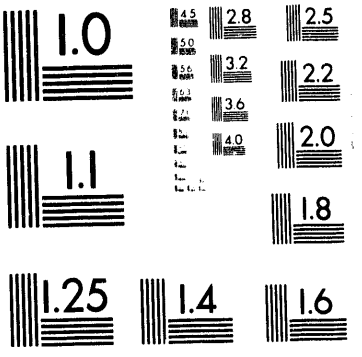
1.0
4.5
2.8
2.5
5.0
3.2
2.2
5.6
3.6
2.0
4.0
1.1
1.8
1.25
1.4
1.6

3 of 5

WELL FSB 97A

SRS Coord.	Lat/Longitude	Screen Zone Elevation	Top of Casing	Casing	Pump	Formation
N75171.2 E49965.7	33.273554 °N 81.681247 °W	95.8-85.8 ft msl	286.1 ft msl	4" PVC	S	U. Congaree (IIA)

SAMPLE DATE	02/21/93	05/06/93

FIELD DATA

Parameter	1Q93	2Q93	Unit
Water elevation	150	150	ft msl
pH	7	6.7	pH
Sp. conductance	251	246	µS/cm
Water temperature	19.5	20	°C
Alkalinity as $CaCO_3$	72	70	mg/L
Volume purged	4.3	3.1	well volumes

Hazardous Constituents (264.94, Table 1)

Parameter	1Q93	Mod	GP	H	Flag	Lab	2Q93	Mod	GP	H	Flag	Lab	Unit
Arsenic	<2.0				0	GE	<2.0				0	GE	µg/L
Barium	45				0	GE	42				0	GE	µg/L
Cadmium	<2.0				0	GE	<2.0				0	GE	µg/L
Chromium	<4.0				0	GE	<4.0				0	GE	µg/L
Lead	<3.0				0	GE	<3.0				0	GE	µg/L
Mercury	<0.20				0	GE	<0.20				0	GE	µg/L
Selenium	<2.0	J1			0	GE	<2.0				0	GE	µg/L
Silver	<2.0				0	GE	<2.0				0	GE	µg/L

Hazardous Constituents (261 App. VIII/264 App. IX)

Parameter	1Q93	Mod	GP	H	Flag	Lab	2Q93	Mod	GP	H	Flag	Lab	Unit
Antimony	<2.0				0	GE	<2.0				0	GE	µg/L
Benzene	<1.0				0	GE	<1.0				0	GE	µg/L
Cobalt	<4.0				0	GE	<4.0				0	GE	µg/L
Copper	<4.0				0	GE	<4.0				0	GE	µg/L
Cyanide	<5.0				0	GE	<5.0				0	GE	µg/L
Nickel	<4.0				0	GE	<4.0				0	GE	µg/L
Phenols	<5.0				0	GE	<5.0				0	GE	µg/L
Tetrachloroethylene	<1.0				0	GE	<1.0				0	GE	µg/L
Thallium	<2.0				0	GE	<2.0				0	GE	µg/L
Trichloroethylene	<1.0				0	GE	<1.0				0	GE	µg/L
Trichlorofluoromethane	<1.0				0	GE	<1.0				0	GE	µg/L
Vanadium	<8.0				0	GE	<8.0				0	GE	µg/L
Zinc	6.5				0	GE	4.2				0	GE	µg/L

Water Quality Indicator Parameters

Parameter	1Q93	Mod	GP	H	Flag	Lab	2Q93	Mod	GP	H	Flag	Lab	Unit
Aluminum	81		■		2	GE	37				1	GE	µg/L
Nitrate as nitrogen	13,000		■		2	GE	12,000		■		2	GE	µg/L
pH	7.1	J		●	0	GE	7.2	J		●	0	GE	pH

Common Laboratory Contaminants

Parameter	1Q93	Mod	GP	H	Flag	Lab	2Q93	Mod	GP	H	Flag	Lab	Unit
Bis (2-ethylhexyl) phthalate	<10	J1			0	GE	<10	J1			0	GE	µg/L
Methylene chloride	<1.0				0	GE	<1.0				0	GE	µg/L

Note: See Appendix B for flagging criteria.
● = exceeded holding time.
■ = exceeded groundwater protection standard.

WELL FSB 97A (cont.)

Radiological Indicator Parameters

Parameter	1Q93	Mod	GP	H	Flag	Lab	2Q93	Mod	GP	H	Flag	Lab	Unit
Gross alpha	<2.0E+00				0	GE	<2.0E+00				0	GE	pCi/L
Nonvolatile beta	1.1E+01				0	GE	4.9E+00				0	GE	pCi/L

Measured Radionuclides

Parameter	1Q93	Mod	GP	H	Flag	Lab	2Q93	Mod	GP	H	Flag	Lab	Unit
Actinium-228							<3.0E+01				0	GP	pCi/L
Americium-241	<1.0E+00				0	CN	<1.0E+00				0	GP	pCi/L
Cesium-137	<1.0E+01				0	CN	<1.0E+01				0	GP	pCi/L
Cobalt-60	<1.2E+01				0	CN	<1.0E+01				0	GP	pCi/L
Curium-242	<1.0E+00				0	CN	<1.0E+00				0	GP	pCi/L
Curium-243/244	<1.0E+00				0	CN	<1.0E+00				0	GP	pCi/L
Curium-245/246							<1.0E+00				0	GP	pCi/L
Iodine-129	<2.0E+00				0	CN	<2.0E+00				0	GP	pCi/L
Plutonium-238	<1.0E+00				0	CN	<1.0E+00				0	GP	pCi/L
Plutonium-239/240	<1.0E+00				0	CN	<1.0E+00				0	GP	pCi/L
Radium-226	<1.0E+00				0	CN	<1.0E+00				0	GP	pCi/L
Radium-228	<1.0E+00				0	CN	<1.0E+00				0	GP	pCi/L
Strontium-89	<2.0E+00				0	CN	<2.0E+00				0	GP	pCi/L
Strontium-90	<2.0E+00				0	CN	<2.0E+00				0	GP	pCi/L
Technetium-99	3.2E+02				0	CN	7.3E+02				1	GP	pCi/L
Thorium-228	<1.0E+00				0	CN	<1.0E+00				0	GP	pCi/L
Thorium-230	<1.0E+00				0	CN	<1.0E+00				0	GP	pCi/L
Thorium-232	<1.0E+00				0	CN	<1.0E+00				0	GP	pCi/L
Thorium-234							<3.5E+02				0	GP	pCi/L
Tritium	3.4E+02		■		2	GE	3.3E+02		■		2	GE	pCi/mL
Uranium-233/234	<1.0E+00				0	CN	<1.0E+00				0	GP	pCi/L
Uranium-235	<1.0E+00				0	CN	<1.0E+00				0	GP	pCi/L
Uranium-238	<1.0E+00				0	CN	<1.0E+00				0	GP	pCi/L

Calculated Radionuclides

Parameter	1Q93	Mod	GP	H	Flag	Lab	2Q93	Mod	GP	H	Flag	Lab	Unit
Americium-243	<3.0E-03	C			0		<3.0E-03	C			0		pCi/L
Nickel-63	<1.2E+01	C			0		<1.0E+01	C			0		pCi/L
Plutonium-241	<4.0E+00	C			0		<4.0E+00	C			0		pCi/L
Plutonium-242	<2.0E-05	C			0		<2.0E-05	C			0		pCi/L

Note: See Appendix B for flagging criteria.
● = exceeded holding time.
■ = exceeded groundwater protection standard.

WELL FSB 97

SRS Coord.	Lat/Longitude	Screen Zone Elevation	Top of Casing	Casing	Pump	Formation
N75179.6 E49970.6	33.27358 °N 81.68125 °W	153.8-143.8 ft msl	286.1 ft msl	4" PVC	V	Barnwell (IIB$_1$)

SAMPLE DATE	02/21/93	05/06/93

FIELD DATA

Parameter	1Q93	2Q93	Unit
Water elevation	210	210	ft msl
pH	3.5	3.5	pH
Sp. conductance	2140	2030	µS/cm
Water temperature	17	19.9	°C
Alkalinity as $CaCO_3$	0	0	mg/L
Volume purged	0.97	0.93	well volumes

Hazardous Constituents (264.94, Table 1)

Parameter	1Q93	Mod	GP	H	Flag	Lab	2Q93	Mod	GP	H	Flag	Lab	Unit
Arsenic	<2.0				0	GE	<2.0				0	GE	µg/L
Barium	700				0	GE	460				0	GE	µg/L
Cadmium	<8.0				0	GE	3.4				1	GE	µg/L
Chromium	<16				0	GE	<4.0				0	GE	µg/L
Lead	15				1	GE	6.6				0	GE	µg/L
Mercury	<0.20	J		●	0	GE	<0.20				0	GE	µg/L
Selenium	<2.0				0	GE	<2.0				0	GE	µg/L
Silver	<8.0				0	GE	<2.0				0	GE	µg/L

Hazardous Constituents (261 App. VIII/264 App. IX)

Parameter	1Q93	Mod	GP	H	Flag	Lab	2Q93	Mod	GP	H	Flag	Lab	Unit
Antimony	<2.0				0	GE	<2.0				0	GE	µg/L
Benzene	<1.0				0	GE	<1.0				0	GE	µg/L
Cobalt	460		■		2	GE	290		■		2	GE	µg/L
Copper	60				0	GE	38				0	GE	µg/L
Cyanide	<5.0				0	GE	<10				0	GE	µg/L
Nickel	80		■		1	GE	53		■		1	GE	µg/L
Phenols	<5.0				0	GE	<5.0				0	GE	µg/L
Tetrachloroethylene	<1.0				0	GE	<1.0				0	GE	µg/L
Thallium	<2.0				0	GE	<2.0				0	GE	µg/L
Trichloroethylene	<1.0				0	GE	<1.0				0	GE	µg/L
Trichlorofluoromethane	<1.0				0	GE	<1.0				0	GE	µg/L
Vanadium	<32				0	GE	<8.0				0	GE	µg/L
Zinc	170		■		0	GE	**		■		0	GE	µg/L

Water Quality Indicator Parameters

Parameter	1Q93	Mod	GP	H	Flag	Lab	2Q93	Mod	GP	H	Flag	Lab	Unit
Aluminum	89,000		■		2	GE	61,000		■		2	GE	µg/L
Nitrate as nitrogen	340,000		■		2	GE	180,000		■		2	GE	µg/L
pH	3.7	J	■	●	1	GE	3.8	J	■	●	1	GE	pH

Common Laboratory Contaminants

Parameter	1Q93	Mod	GP	H	Flag	Lab	2Q93	Mod	GP	H	Flag	Lab	Unit
Bis (2-ethylhexyl) phthalate	<10	J1			0	GE	<10				0	GE	µg/L
Methylene chloride	<1.0				0	GE	<1.0				0	GE	µg/L

Note: See Appendix B for flagging criteria.
● = exceeded holding time.
■ = exceeded groundwater protection standard.

WELL FSB 97C (cont.)

Radiological Indicator Parameters

Parameter	1Q93	Mod	GP	H	Flag	Lab	2Q93	Mod	GP	H	Flag	Lab	Unit
Gross alpha	1.3E+03		■		2	GE	1.3E+03		■		2	GE	pCi/L
Nonvolatile beta	1.5E+03		■		2	GE	1.4E+03		■		2	GE	pCi/L

Measured Radionuclides

Parameter	1Q93	Mod	GP	H	Flag	Lab	2Q93	Mod	GP	H	Flag	Lab	Unit
Actinium-228							6.2E+01				2	GP	pCi/L
Americium-241	5.5E+01		■		2	CN	5.0E+01		■		2	GP	pCi/L
Cesium-137	<1.0E+01				0	CN	<1.0E+01				0	GP	pCi/L
Cobalt-60	<1.2E+01				0	CN	<1.0E+01				0	GP	pCi/L
Curium-242	<1.0E+00				0	CN	<1.0E+00				0	GP	pCi/L
Curium-243/244	3.4E+01		■		2	CN	4.9E+01		■		2	GP	pCi/L
Curium-245/246							2.3E+01		■		2	GP	pCi/L
Iodine-129	1.1E+02		■		2	CN	8.7E+01		■		2	GP	pCi/L
Plutonium-238	<1.0E+00				0	CN	4.9E+00				1	GP	pCi/L
Plutonium-239/240	<1.0E+00				0	CN	<1.0E+00				0	GP	pCi/L
Radium-226	3.1E+01		■		2	CN	1.0E+01				0	GP	pCi/L
Radium-228	2.0E+02		■		2	CN	4.7E+00				0	GP	pCi/L
Strontium-89		R4			0	CN	4.7E+01		■		2	GP	pCi/L
Strontium-90		R4			0	CN	2.7E+02		■		2	GP	pCi/L
Technetium-99	1.4E+04		■		2	CN	3.2E+04		■		2	GP	pCi/L
Thorium-228	<1.0E+00				0	CN	3.5E+00				0	GP	pCi/L
Thorium-230	4.3E+00				0	CN	<1.0E+00				0	GP	pCi/L
Thorium-232	<1.0E+00				0	CN	<1.0E+00				0	GP	pCi/L
Thorium-234							<3.5E+02				0	GP	pCi/L
Tritium	1.8E+04		■		2	GE	1.9E+04		■		2	GE	pCi/mL
Uranium-233/234	5.2E+02		■		2	CN	5.1E+02		■		2	GP	pCi/L
Uranium-235	3.6E+01		■		2	CN	2.6E+01		■		2	GP	pCi/L
Uranium-238	6.3E+02		■		2	CN	6.4E+02		■		2	GP	pCi/L

Calculated Radionuclides

Parameter	1Q93	Mod	GP	H	Flag	Lab	2Q93	Mod	GP	H	Flag	Lab	Unit
Americium-243	1.0E-01	C			0		1.5E-01	C			0		pCi/L
Nickel-63	<1.2E+01	C			0		<1.0E+01	C			0		pCi/L
Plutonium-241	<4.0E+00	C			0		<4.0E+00	C			0		pCi/L
Plutonium-242	<2.0E-05	C			0		<2.0E-05	C			0		pCi/L

Note: See Appendix B for flagging criteria.
● = exceeded holding time.
■ = exceeded groundwater protection standard.

WELL FSB 97D

SRS Coord.	Lat/Longitude	Screen Zone Elevation	Top of Casing	Casing	Pump	Formation
N75188.9 E49975.5	33.273609 °N 81.681255 °W	216.9-196.9 ft msl	286 ft msl	4" PVC	V	Water table (IIB_2)

SAMPLE DATE	02/21/93	05/06/93

FIELD DATA

Parameter	1Q93	2Q93	Unit
Water elevation	210	210	ft msl
pH	3.7	3.4	pH
Sp. conductance	2540	2370	µS/cm
Water temperature	19.1	18.3	°C
Alkalinity as $CaCO_3$	0	0	mg/L
Volume purged	1.1	1.1	well volumes

Hazardous Constituents (264.94, Table 1)

Parameter	1Q93	Mod	GP	H	Flag	Lab	2Q93	Mod	GP	H	Flag	Lab	Unit
Arsenic	<2.0				0	GE	<2.0				0	GE	µg/L
Barium	1,100		■		1	GE	1,200		■		1	GE	µg/L
Cadmium	6.9				2	GE	5.0				1	GE	µg/L
Chromium	<4.0				0	GE	4.9				0	GE	µg/L
Lead	130		■		2	GE	71		■		2	GE	µg/L
Mercury	<0.20				0	GE	<0.20				0	GE	µg/L
Selenium	<2.0				0	GE	<2.0				0	GE	µg/L
Silver	<2.0				0	GE	<2.0				0	GE	µg/L

Hazardous Constituents (261 App. VIII/264 App. IX)

Parameter	1Q93	Mod	GP	H	Flag	Lab	2Q93	Mod	GP	H	Flag	Lab	Unit
Antimony	<2.0				0	GE	<2.0				0	GE	µg/L
Benzene	<1.0				0	GE	<1.0				0	GE	µg/L
Cobalt	65				2	GE	99		■		2	GE	µg/L
Copper	200		■		0	GE	170		■		0	GE	µg/L
Cyanide	<10				0	GE	<10				0	GE	µg/L
Nickel	48				0	GE	60		■		1	GE	µg/L
Phenols	<5.0				0	GE	<5.0				0	GE	µg/L
Tetrachloroethylene	<1.0				0	GE	<1.0				0	GE	µg/L
Thallium	<2.0				0	GE	<2.0				0	GE	µg/L
Trichloroethylene	<1.0				0	GE	<1.0				0	GE	µg/L
Trichlorofluoromethane	<1.0				0	GE	<1.0				0	GE	µg/L
Vanadium	<8.0				0	GE	<8.0				0	GE	µg/L
Zinc	210		■		0	GE	170		■		0	GE	µg/L

Water Quality Indicator Parameters

Parameter	1Q93	Mod	GP	H	Flag	Lab	2Q93	Mod	GP	H	Flag	Lab	Unit
Aluminum	76,000		■		2	GE	84,000		■		2	GE	µg/L
Nitrate as nitrogen	380,000		■		2	GE	430,000		■		2	GE	µg/L
pH	3.8	J	■	●	1	GE	3.8	J	■	●	1	GE	pH

Common Laboratory Contaminants

Parameter	1Q93	Mod	GP	H	Flag	Lab	2Q93	Mod	GP	H	Flag	Lab	Unit
Bis (2-ethylhexyl) phthalate	<10	J1			0	GE	<10				0	GE	µg/L
Methylene chloride	<1.0				0	GE	<1.0				0	GE	µg/L

Note: See Appendix B for flagging criteria.
● = exceeded holding time.
■ = exceeded groundwater protection standard.

WELL FSB 97D (cont.)

Radiological Indicator Parameters

Parameter	1Q93	Mod	GP	H	Flag	Lab	2Q93	Mod	GP	H	Flag	Lab	Unit
Gross alpha	1.8E+03		■		2	GE	2.3E+03		■		2	GE	pCi/L
Nonvolatile beta	1.9E+03		■		2	GE	1.5E+03		■		2	GE	pCi/L

Measured Radionuclides

Parameter	1Q93	Mod	GP	H	Flag	Lab	2Q93	Mod	GP	H	Flag	Lab	Unit
Actinium-228							<3.0E+01				0	GP	pCi/L
Americium-241	8.6E+01		■		2	CN	8.8E+01		■		2	GP	pCi/L
Cesium-137	2.2E+01				0	CN	3.0E+01				0	GP	pCi/L
Cobalt-60	<1.2E+01				0	CN	<1.0E+01				0	GP	pCi/L
Curium-242	<1.0E+00				0	CN	<1.0E+00				0	GP	pCi/L
Curium-243/244	3.8E+01		■		2	CN	8.8E+01		■		2	GP	pCi/L
Curium-245/246							1.2E+01		■		2	GP	pCi/L
Iodine-129	1.1E+02		■		2	CN	6.7E+01		■		2	GP	pCi/L
Plutonium-238	1.0E+00				0	CN	<1.0E+00				0	GP	pCi/L
Plutonium-239/240	<1.0E+00				0	CN	<1.0E+00				0	GP	pCi/L
Radium-226	8.1E+00				0	CN	1.0E+02		■		2	GP	pCi/L
Radium-228	3.0E+02		■		2	CN	5.1E+01		■		2	GP	pCi/L
Strontium-89		R4			0	CN	<2.0E+00				0	GP	pCi/L
Strontium-90		R4			0	CN	5.0E+02		■		2	GP	pCi/L
Technetium-99	8.9E+03		■		2	CN	3.3E+04		■		2	GP	pCi/L
Thorium-228	2.8E+00	3			0	CN	3.0E+00				0	GP	pCi/L
Thorium-230	<1.1E+00	3			0	CN	<1.0E+00				0	GP	pCi/L
Thorium-232	<1.1E+00	3			0	CN	<1.0E+00				0	GP	pCi/L
Thorium-234							<3.5E+02				0	GP	pCi/L
Tritium	2.1E+04		■		2	GE	2.3E+04		■		2	GE	pCi/mL
Uranium-233/234	2.4E+02		■		2	CN	3.9E+02		■		2	GP	pCi/L
Uranium-235	1.7E+01		■		2	CN	2.7E+01		■		2	GP	pCi/L
Uranium-238	5.6E+02		■		2	CN	9.0E+02		■		2	GP	pCi/L

Calculated Radionuclides

Parameter	1Q93	Mod	GP	H	Flag	Lab	2Q93	Mod	GP	H	Flag	Lab	Unit
Americium-243	1.1E-01	C			0		2.6E-01	C			0		pCi/L
Nickel-63	<1.2E+01	C			0		<1.0E+01	C			0		pCi/L
Plutonium-241	<4.0E+00	C			0		<4.0E+00	C			0		pCi/L
Plutonium-242	<2.0E-05	C			0		<2.0E-05	C			0		pCi/L

Note: See Appendix B for flagging criteria.
● = exceeded holding time.
■ = exceeded groundwater protection standard.

WELL FSB 98AR

SRS Coord.	Lat/Longitude	Screen Zone Elevation	Top of Casing	Casing	Pump	Formation
N75362.0 E50105.8	33.274204 °N 81.681249 °W	92.1-82.1 ft msl	284 ft msl	4" PVC	S	U. Congaree (IIA)

SAMPLE DATE	02/21/93	05/10/93

FIELD DATA

Parameter	1Q93	2Q93	Unit
Water elevation	150	150	ft msl
pH	7.2	7	pH
Sp. conductance	154	150	µS/cm
Water temperature	19.7	21.3	°C
Alkalinity as $CaCO_3$	71	70	mg/L
Volume purged	4.0	3.3	well volumes

Hazardous Constituents (264.94, Table 1)

Parameter	1Q93	Mod	GP	H	Flag	Lab	2Q93	Mod	GP	H	Flag	Lab	Unit
Arsenic	<2.0				0	GE	<2.0				0	GE	µg/L
Barium	44				0	GE	42				0	GE	µg/L
Cadmium	<2.0				0	GE	<2.0				0	GE	µg/L
Chromium	<4.0				0	GE	<4.0				0	GE	µg/L
Lead	<3.0				0	GE	<3.0				0	GE	µg/L
Mercury	<0.20				0	GE	<0.20				0	GE	µg/L
Selenium	<2.0				0	GE	<2.0				0	GE	µg/L
Silver	<2.0				0	GE	<2.0				0	GE	µg/L

Hazardous Constituents (261 App. VIII/264 App. IX)

Parameter	1Q93	Mod	GP	H	Flag	Lab	2Q93	Mod	GP	H	Flag	Lab	Unit
Antimony	<2.0				0	GE	<2.0				0	GE	µg/L
Benzene	<1.0				0	GE	<1.0				0	GE	µg/L
Cobalt	<4.0				0	GE	<4.0				0	GE	µg/L
Copper	<4.0				0	GE	<4.0				0	GE	µg/L
Cyanide	<5.0				0	GE	<5.0				0	GE	µg/L
Nickel	<4.0				0	GE	<4.0				0	GE	µg/L
Phenols	<5.0				0	GE	<5.0				0	GE	µg/L
Tetrachloroethylene	<1.0				0	GE	<1.0				0	GE	µg/L
Thallium	<2.0	J1			0	GE	<2.0				0	GE	µg/L
Trichloroethylene	<1.0				0	GE	<1.0				0	GE	µg/L
Trichlorofluoromethane	<1.0				0	GE	<1.0				0	GE	µg/L
Vanadium	<8.0				0	GE	<8.0				0	GE	µg/L
Zinc	<2.0				0	GE	<2.0				0	GE	µg/L

Water Quality Indicator Parameters

Parameter	1Q93	Mod	GP	H	Flag	Lab	2Q93	Mod	GP	H	Flag	Lab	Unit
Aluminum	<20				0	GE	<20				0	GE	µg/L
Nitrate as nitrogen	1,000				0	GE	1,100				0	GE	µg/L
pH	7.4	J		●	0	GE	7.2	J		●	0	GE	pH

Common Laboratory Contaminants

Parameter	1Q93	Mod	GP	H	Flag	Lab	2Q93	Mod	GP	H	Flag	Lab	Unit
Bis (2-ethylhexyl) phthalate	<10	J1			0	GE	<10				0	GE	µg/L
Methylene chloride	1.7				0	GE	1.5				0	GE	µg/L

Note: See Appendix B for flagging criteria.
● = exceeded holding time.
■ = exceeded groundwater protection standard.

WELL FSB 98AR (cont.)

Radiological Indicator Parameters

Parameter	1Q93	Mod	GP	H	Flag	Lab	2Q93	Mod	GP	H	Flag	Lab	Unit
Gross alpha	<2.0E+00				0	GE	<2.0E+00				0	GE	pCi/L
Nonvolatile beta	5.1E+00				0	GE	5.8E+00				0	GE	pCi/L

Measured Radionuclides

Parameter	1Q93	Mod	GP	H	Flag	Lab	2Q93	Mod	GP	H	Flag	Lab	Unit
Actinium-228							<3.0E+01				0	GP	pCi/L
Americium-241	<1.0E+00				0	CN	2.9E+00				0	GP	pCi/L
Cesium-137	<1.0E+01				0	CN	<1.0E+01				0	GP	pCi/L
Cobalt-60	<1.2E+01				0	CN	<1.0E+01				0	GP	pCi/L
Curium-242	<1.0E+00				0	CN	<1.0E+00				0	GP	pCi/L
Curium-243/244	<1.0E+00				0	CN	3.8E+00				0	GP	pCi/L
Curium-245/246							<1.0E+00				0	GP	pCi/L
Iodine-129	<2.0E+00				0	CN	<2.0E+00				0	GP	pCi/L
Plutonium-238	<1.0E+00				0	CN	<1.0E+00				0	GP	pCi/L
Plutonium-239/240	<1.0E+00				0	CN	<1.0E+00				0	GP	pCi/L
Radium-226	<1.0E+00				0	CN	<1.0E+00				0	GP	pCi/L
Radium-228	1.5E+00				0	CN	2.0E+00				0	GP	pCi/L
Strontium-89	<2.0E+00				0	CN	<2.0E+00				0	GP	pCi/L
Strontium-90	<2.0E+00				0	CN	<2.0E+00				0	GP	pCi/L
Technetium-99	<3.0E+02				0	CN	<3.0E+02				0	GP	pCi/L
Thorium-228	<1.0E+00				0	CN	<1.0E+00				0	GP	pCi/L
Thorium-230	<1.0E+00				0	CN	<1.0E+00				0	GP	pCi/L
Thorium-232	<1.0E+00				0	CN	<1.0E+00				0	GP	pCi/L
Thorium-234							<3.5E+02				0	GP	pCi/L
Tritium	1.5E+01				1	GE	1.7E+01				1	GE	pCi/mL
Uranium-233/234	<1.0E+00				0	CN	<1.0E+00				0	GP	pCi/L
Uranium-235	<1.0E+00				0	CN	<1.0E+00				0	GP	pCi/L
Uranium-238	<1.0E+00				0	CN	<1.0E+00				0	GP	pCi/L

Calculated Radionuclides

Parameter	1Q93	Mod	GP	H	Flag	Lab	2Q93	Mod	GP	H	Flag	Lab	Unit
Americium-243	<3.0E-03	C			0		1.1E-02	C			0		pCi/L
Nickel-63	<1.2E+01	C			0		<1.0E+01	C			0		pCi/L
Plutonium-241	<4.0E+00	C			0		<4.0E+00	C			0		pCi/L
Plutonium-242	<2.0E-05	C			0		<2.0E-05	C			0		pCi/L

Note: See Appendix B for flagging criteria.
● = exceeded holding time.
■ = exceeded groundwater protection standard.

WELL FSB 98C

SRS Coord.	Lat/Longitude	Screen Zone Elevation	Top of Casing	Casing	Pump	Formation
N75381.2 E50116.5	33.274264 °N 81.681258 °W	158.4-148.4 ft msl	284.5 ft msl	4" PVC	V	Barnwell (IIB$_1$)

SAMPLE DATE	02/24/93	05/10/93

FIELD DATA

Parameter	1Q93	2Q93	Unit
Water elevation	210	210	ft msl
pH	3.2	3.4	pH
Sp. conductance	2250	2120	µS/cm
Water temperature	20.1	21.9	°C
Alkalinity as $CaCO_3$	0	0	mg/L
Volume purged	2.2	2.5	well volumes

Hazardous Constituents (264.94, Table 1)

Parameter	1Q93	Mod	GP	H	Flag	Lab	2Q93	Mod	GP	H	Flag	Lab	Unit
Arsenic	<2.0				0	GE	<2.0				0	GE	µg/L
Barium	300				0	GE	400				0	GE	µg/L
Cadmium	2.6				1	GE	4.2				1	GE	µg/L
Chromium	<4.0				0	GE	<4.0				0	GE	µg/L
Lead	7.1				0	GE	<3.0				0	GE	µg/L
Mercury	<0.67	J		●	0	GE	0.60				0	GE	µg/L
Selenium	<2.0				0	GE	<2.0				0	GE	µg/L
Silver	<2.0				0	GE	<2.0				0	GE	µg/L

Hazardous Constituents (261 App. VIII/264 App. IX)

Parameter	1Q93	Mod	GP	H	Flag	Lab	2Q93	Mod	GP	H	Flag	Lab	Unit
Antimony	<2.0				0	GE	<2.0				0	GE	µg/L
Benzene	<1.0				0	GE	<1.0				0	GE	µg/L
Cobalt	180		■		2	GE	230		■		2	GE	µg/L
Copper	40				0	GE	39				0	GE	µg/L
Cyanide	<10				0	GE	<10				0	GE	µg/L
Nickel	22				0	GE	28				0	GE	µg/L
Phenols	<5.0				0	GE	<10				0	GE	µg/L
Tetrachloroethylene	<1.0				0	GE	<1.0				0	GE	µg/L
Thallium	<2.0				0	GE	<2.0				0	GE	µg/L
Trichloroethylene	<1.0				0	GE	<1.0				0	GE	µg/L
Trichlorofluoromethane	<1.0				0	GE	<1.0				0	GE	µg/L
Vanadium	<8.0				0	GE	<8.0				0	GE	µg/L
Zinc	44		■		0	GE	55		■		0	GE	µg/L

Water Quality Indicator Parameters

Parameter	1Q93	Mod	GP	H	Flag	Lab	2Q93	Mod	GP	H	Flag	Lab	Unit
Aluminum	35,000		■		2	GE	42,000		■		2	GE	µg/L
Nitrate as nitrogen	330,000		■		2	GE	280,000		■		2	GE	µg/L
pH	3.3	J	■	●	1	GE	3.4	J	■	●	1	GE	pH

Common Laboratory Contaminants

Parameter	1Q93	Mod	GP	H	Flag	Lab	2Q93	Mod	GP	H	Flag	Lab	Unit
Bis (2-ethylhexyl) phthalate	<10	J1			0	GE	<10	J1			0	GE	µg/L
Methylene chloride	<1.0				0	GE	<1.0				0	GE	µg/L

Note: See Appendix B for flagging criteria.
● = exceeded holding time.
■ = exceeded groundwater protection standard.

WELL FSB 98C (cont.)

Radiological Indicator Parameters

Parameter	1Q93	Mod	GP	H	Flag	Lab	2Q93	Mod	GP	H	Flag	Lab	Unit
Gross alpha	1.9E+03		■		2	GE	1.9E+03		■		2	GE	pCi/L
Nonvolatile beta	1.4E+03		■		2	GE	1.5E+03		■		2	GE	pCi/L

Measured Radionuclides

Parameter	1Q93	Mod	GP	H	Flag	Lab	2Q93	Mod	GP	H	Flag	Lab	Unit
Actinium-228							<3.0E+01				0	GP	pCi/L
Americium-241	7.8E+01	Y	■		2	CN	7.1E+01		■		2	GP	pCi/L
Cesium-137	<1.0E+01	Y			0	CN	<1.0E+01				0	GP	pCi/L
Cobalt-60	<1.2E+01	Y			0	CN	<1.0E+01				0	GP	pCi/L
Curium-242	<1.0E+00	Y			0	CN	<1.0E+00				0	GP	pCi/L
Curium-243/244	4.1E+01	Y	■		2	CN	6.9E+01		■		2	GP	pCi/L
Curium-245/246							1.4E+01		■		2	GP	pCi/L
Iodine-129	7.3E+01		■		2	CN	7.9E+01		■		2	GP	pCi/L
Plutonium-238	<1.0E+00	Y			0	CN	<1.0E+00				0	GP	pCi/L
Plutonium-239/240	<1.0E+00	Y			0	CN	<1.0E+00				0	GP	pCi/L
Radium-226	5.5E+01	Y	■		2	CN	8.8E+01		■		2	GP	pCi/L
Radium-228	2.9E+02	Y	■		2	CN	1.5E+01	R			1	GP	pCi/L
Strontium-89		4Y			0	CN	1.1E+02		■		2	GP	pCi/L
Strontium-90		4Y			0	CN	4.7E+02		■		2	GP	pCi/L
Technetium-99	1.1E+04		■		2	CN	3.0E+04		■		2	GP	pCi/L
Thorium-228	2.7E+00	Y			0	CN	1.1E+00				0	GP	pCi/L
Thorium-230	<1.0E+00	Y			0	CN	<1.0E+00				0	GP	pCi/L
Thorium-232	<1.0E+00	Y			0	CN	<1.0E+00				0	GP	pCi/L
Thorium-234							7.1E+02		■		2	GP	pCi/L
Tritium	1.7E+04		■		2	GE	1.6E+04		■		2	GE	pCi/mL
Uranium-233/234	5.6E+02	3Y	■		2	CN	5.0E+02		■		2	GP	pCi/L
Uranium-235	3.2E+01	3Y	■		2	CN	3.0E+01		■		2	GP	pCi/L
Uranium-238	7.7E+02	3Y	■		2	CN	6.6E+02		■		2	GP	pCi/L

Calculated Radionuclides

Parameter	1Q93	Mod	GP	H	Flag	Lab	2Q93	Mod	GP	H	Flag	Lab	Unit
Americium-243	1.2E-01	C			0		2.1E-01	C			0		pCi/L
Nickel-63	<1.2E+01	C			0		<1.0E+01	C			0		pCi/L
Plutonium-241	<4.0E+00	C			0		<4.0E+00	C			0		pCi/L
Plutonium-242	<2.0E-05	C			0		<2.0E-05	C			0		pCi/L

Note: See Appendix B for flagging criteria.
● = exceeded holding time.
■ = exceeded groundwater protection standard.

WELL FSB 98D

SRS Coord.	Lat/Longitude	Screen Zone Elevation	Top of Casing	Casing	Pump	Formation
N75371.9 E50111.6	33.274235 °N 81.681253 °W	220.3-200.3 ft msl	284.5 ft msl	4" PVC	V	Water table (IIB_2)

SAMPLE DATE	03/10/93	05/10/93

FIELD DATA

Parameter	1Q93	2Q93	Unit
Water elevation	210	210	ft msl
pH	3.4	3.7	pH
Sp. conductance	1159	1164	µS/cm
Water temperature	22.3	22.7	°C
Alkalinity as $CaCO_3$		0	mg/L
Volume purged	2.5	2.8	well volumes

Hazardous Constituents (264.94, Table 1)

Parameter	1Q93	Mod	GP	H	Flag	Lab	2Q93	Mod	GP	H	Flag	Lab	Unit
Arsenic	<2.0				0	GE	<2.0				0	GE	µg/L
Barium	1,300		■		1	GE	1,300		■		1	GE	µg/L
Cadmium	7.0				2	GE	11		■		2	GE	µg/L
Chromium	6.1				0	GE	4.8				0	GE	µg/L
Lead	27				2	GE	5.4				0	GE	µg/L
Mercury	<0.20				0	GE	<0.20				0	GE	µg/L
Selenium	<2.0				0	GE	<2.0				0	GE	µg/L
Silver	<2.0				0	GE	<2.0				0	GE	µg/L

Hazardous Constituents (261 App. VIII/264 App. IX)

Parameter	1Q93	Mod	GP	H	Flag	Lab	2Q93	Mod	GP	H	Flag	Lab	Unit
Antimony	<2.0				0	GE	<2.0				0	GE	µg/L
Benzene	<1.0				0	GE	<1.0				0	GE	µg/L
Cobalt	81		■		2	GE	84		■		2	GE	µg/L
Copper	160		■		0	GE	66		■		0	GE	µg/L
Cyanide	<2.5				0	GE	<10				0	GE	µg/L
Nickel	35				0	GE	36				0	GE	µg/L
Phenols	<5.0				0	GE	<10				0	GE	µg/L
Tetrachloroethylene	<1.0				0	GE	<1.0				0	GE	µg/L
Thallium	<2.0				0	GE	<2.0				0	GE	µg/L
Trichloroethylene	<1.0				0	GE	<1.0				0	GE	µg/L
Trichlorofluoromethane	<1.0				0	GE	<1.0				0	GE	µg/L
Vanadium	<8.0				0	GE	<8.0				0	GE	µg/L
Zinc	90		■		0	GE	62		■		0	GE	µg/L

Water Quality Indicator Parameters

Parameter	1Q93	Mod	GP	H	Flag	Lab	2Q93	Mod	GP	H	Flag	Lab	Unit
Aluminum	31,000		■		2	GE	34,000		■		2	GE	µg/L
Nitrate as nitrogen	150,000		■		2	GE	140,000		■		2	GE	µg/L
pH	3.6	J	■	●	1	GE	3.7	J	■	●	1	GE	pH

Common Laboratory Contaminants

Parameter	1Q93	Mod	GP	H	Flag	Lab	2Q93	Mod	GP	H	Flag	Lab	Unit
Bis (2-ethylhexyl) phthalate	<10	J1		●	0	GE	<10	J1			0	GE	µg/L
Methylene chloride	<1.0	JV			0	GE	<1.0				0	GE	µg/L

Note: See Appendix B for flagging criteria.
● = exceeded holding time.
■ = exceeded groundwater protection standard.

WELL FSB 98D (cont.)

Radiological Indicator Parameters

Parameter	1Q93	Mod	GP	H	Flag	Lab	2Q93	Mod	GP	H	Flag	Lab	Unit
Gross alpha	1.6E+03		■		2	GE	1.7E+03		■		2	GE	pCi/L
Nonvolatile beta	1.1E+03		■		2	GE	1.0E+03		■		2	GE	pCi/L

Measured Radionuclides

Parameter	1Q93	Mod	GP	H	Flag	Lab	2Q93	Mod	GP	H	Flag	Lab	Unit
Actinium-228							<3.0E+01				0	GP	pCi/L
Americium-241	3.2E+01		■		2	CN	2.9E+01		■		2	GP	pCi/L
Cesium-137	<1.0E+01				0	CN	<1.0E+01				0	GP	pCi/L
Cobalt-60	<1.2E+01				0	CN	<1.0E+01				0	GP	pCi/L
Curium-242	<1.0E+00				0	CN	<1.0E+00				0	GP	pCi/L
Curium-243/244	2.0E+01		■		2	CN	3.1E+01		■		2	GP	pCi/L
Curium-245/246							7.2E+00		■		2	GP	pCi/L
Iodine-129	4.9E+01		■		2	CN	4.6E+01		■		2	GP	pCi/L
Plutonium-238	<1.0E+00				0	CN	<1.0E+00				0	GP	pCi/L
Plutonium-239/240	<1.0E+00				0	CN	<1.0E+00				0	GP	pCi/L
Radium-226	1.4E+01				1	CN	2.3E+01		■		2	GP	pCi/L
Radium-228	1.1E+02		■		2	CN	5.4E+01	V	■		2	GP	pCi/L
Strontium-89	<3.0E+00	3			0	CN	8.5E+01		■		2	GP	pCi/L
Strontium-90	8.2E+00	3	■		2	CN	2.3E+02		■		2	GP	pCi/L
Technetium-99	7.0E+03		■		2	CN	1.5E+04		■		2	GP	pCi/L
Thorium-228	2.9E+00				0	CN	3.8E+00				0	GP	pCi/L
Thorium-230	<1.0E+00				0	CN	<1.0E+00				0	GP	pCi/L
Thorium-232	<1.0E+00				0	CN	<1.0E+00				0	GP	pCi/L
Thorium-234							1.3E+03		■		2	GP	pCi/L
Tritium	6.6E+03		■		2	GE	7.2E+03		■		2	GE	pCi/mL
Uranium-233/234	4.1E+02	3	■		2	CN	4.3E+02		■		2	GP	pCi/L
Uranium-235	3.2E+01	3	■		2	CN	2.8E+01		■		2	GP	pCi/L
Uranium-238	8.7E+02	3	■		2	CN	9.2E+02		■		2	GP	pCi/L

Calculated Radionuclides

Parameter	1Q93	Mod	GP	H	Flag	Lab	2Q93	Mod	GP	H	Flag	Lab	Unit
Americium-243	6.0E-02	C			0		9.3E-02	C			0		pCi/L
Nickel-63	<1.2E+01	C			0		<1.0E+01	C			0		pCi/L
Plutonium-241	<4.0E+00	C			0		<4.0E+00	C			0		pCi/L
Plutonium-242	<2.0E-05	C			0		<2.0E-05	C			0		pCi/L

Note: See Appendix B for flagging criteria.
● = exceeded holding time.
■ = exceeded groundwater protection standard.

WELL FSB 99A

SRS Coord.	Lat/Longitude	Screen Zone Elevation	Top of Casing	Casing	Pump	Formation
N75675.6 E50314.8	33.275239 °N 81.681308 °W	102.9-92.9 ft msl	287.6 ft msl	4" PVC	S	U. Congaree (IIA)

SAMPLE DATE 02/21/93 05/08/93

FIELD DATA

Parameter	1Q93	2Q93	Unit
Water elevation	150	150	ft msl
pH	7	6.8	pH
Sp. conductance	162	157	µS/cm
Water temperature	19.5	20.1	°C
Alkalinity as $CaCO_3$	57	59	mg/L
Volume purged	4.2	5.8	well volumes

Hazardous Constituents (264.94, Table 1)

Parameter	1Q93	Mod	GP	H	Flag	Lab	2Q93	Mod	GP	H	Flag	Lab	Unit
Arsenic	<2.0				0	GE	<2.0				0	GE	µg/L
Barium	37				0	GE	35				0	WA	µg/L
Cadmium	<2.0				0	GE	<2.0				0	GE	µg/L
Chromium	<4.0				0	GE	<4.0				0	GE	µg/L
Lead	<3.0				0	GE	<3.0				0	GE	µg/L
Mercury	<0.20				0	GE	<0.20				0	GE	µg/L
Selenium	<2.0				0	GE	<2.0	J1			0	GE	µg/L
Silver	<2.0				0	GE	<2.0				0	GE	µg/L

Hazardous Constituents (261 App. VIII/264 App. IX)

Parameter	1Q93	Mod	GP	H	Flag	Lab	2Q93	Mod	GP	H	Flag	Lab	Unit
Antimony	<2.0				0	GE	<2.0	J1			0	GE	µg/L
Benzene	<1.0				0	GE	<1.0				0	GE	µg/L
Cobalt	<4.0				0	GE	<4.0				0	GE	µg/L
Copper	<4.0				0	GE	<4.0				0	GE	µg/L
Cyanide	<5.0				0	GE	<5.0				0	GE	µg/L
Nickel	<4.0				0	GE	<4.0				0	GE	µg/L
Phenols	<5.0				0	GE	<5.0				0	GE	µg/L
Tetrachloroethylene	<1.0				0	GE	<1.0				0	GE	µg/L
Thallium	<2.0	J1			0	GE	2.2				2	GE	µg/L
Trichloroethylene	<1.0				0	GE	<1.0				0	GE	µg/L
Trichlorofluoromethane	<1.0				0	GE	<1.0				0	GE	µg/L
Vanadium	<8.0				0	GE	<3.0				0	WA	µg/L
Zinc	<2.0				0	GE	32	V	■		0	WA	µg/L

Water Quality Indicator Parameters

Parameter	1Q93	Mod	GP	H	Flag	Lab	2Q93	Mod	GP	H	Flag	Lab	Unit
Aluminum	31				1	GE	36	J3			1	WA	µg/L
Nitrate as nitrogen	4,200				0	GE	4,600				0	GE	µg/L
pH	7.4	J		●	0	GE	7.1	J		●	0	GE	pH

Common Laboratory Contaminants

Parameter	1Q93	Mod	GP	H	Flag	Lab	2Q93	Mod	GP	H	Flag	Lab	Unit
Bis (2-ethylhexyl) phthalate	<10	J1			0	GE	<10	J1			0	GE	µg/L
Methylene chloride	1.6				0	GE	<1.0				0	GE	µg/L

Note: See Appendix B for flagging criteria.
● = exceeded holding time.
■ = exceeded groundwater protection standard.

WELL FSB 99A (cont.)

Radiological Indicator Parameters

Parameter	1Q93	Mod	GP	H	Flag	Lab	2Q93	Mod	GP	H	Flag	Lab	Unit
Gross alpha	2.2E+00				0	GE	1.2E+00				0	TM	pCi/L
Nonvolatile beta	6.1E+00				0	GE	2.4E+02		■		2	GE	pCi/L

Measured Radionuclides

Parameter	1Q93	Mod	GP	H	Flag	Lab	2Q93	Mod	GP	H	Flag	Lab	Unit
Actinium-228							<3.0E+01				0	GP	pCi/L
Americium-241	<1.0E+00				0	CN	<1.0E+00				0	GP	pCi/L
Cesium-137	<1.0E+01				0	CN	<1.0E+01				0	GP	pCi/L
Cobalt-60	<1.2E+01				0	CN	<1.0E+01				0	GP	pCi/L
Curium-242	<1.0E+00				0	CN	<1.0E+00				0	GP	pCi/L
Curium-243/244	<1.0E+00				0	CN	<1.0E+00				0	GP	pCi/L
Curium-245/246							<1.0E+00				0	GP	pCi/L
Iodine-129	<2.0E+00				0	CN	<2.0E+00				0	GP	pCi/L
Plutonium-238	<1.0E+00				0	CN	<1.0E+00				0	GP	pCi/L
Plutonium-239/240	<1.0E+00				0	CN	<1.0E+00				0	GP	pCi/L
Radium-226	<1.0E+00				0	CN	2.2E+00				0	GP	pCi/L
Radium-228	<1.0E+00				0	CN	2.7E+00				0	TM	pCi/L
Strontium-89	<2.0E+00				0	CN	<2.0E+00				0	GP	pCi/L
Strontium-90	<2.0E+00				0	CN	<2.0E+00				0	GP	pCi/L
Technetium-99	<3.0E+02				0	CN	<3.0E+02				0	GP	pCi/L
Thorium-228	<1.0E+00				0	CN	<1.0E+00				0	GP	pCi/L
Thorium-230	<1.0E+00				0	CN	<1.0E+00				0	GP	pCi/L
Thorium-232	<1.0E+00				0	CN	<1.0E+00				0	GP	pCi/L
Thorium-234							<3.5E+02				0	GP	pCi/L
Tritium	1.2E+02		■		2	GE	1.3E+02		■		2	TM	pCi/mL
Uranium-233/234	<1.0E+00				0	CN	<1.0E+00				0	GP	pCi/L
Uranium-235	<1.0E+00				0	CN	<1.0E+00				0	GP	pCi/L
Uranium-238	<1.0E+00				0	CN	<1.0E+00				0	GP	pCi/L

Calculated Radionuclides

Parameter	1Q93	Mod	GP	H	Flag	Lab	2Q93	Mod	GP	H	Flag	Lab	Unit
Americium-243	<3.0E-03	C			0		<3.0E-03	C			0		pCi/L
Nickel-63	<1.2E+01	C			0		<1.0E+01	C			0		pCi/L
Plutonium-241	<4.0E+00	C			0		<4.0E+00	C			0		pCi/L
Plutonium-242	<2.0E-05	C			0		<2.0E-05	C			0		pCi/L

Note: See Appendix B for flagging criteria.
● = exceeded holding time.
■ = exceeded groundwater protection standard.

WELL FSB 99C

SRS Coord.	Lat/Longitude	Screen Zone Elevation	Top of Casing	Casing	Pump	Formation
N75683.7 E50320.6	33.275266 °N 81.681308 °W	167.2-157.2 ft msl	287.7 ft msl	4" PVC	S	Barnwell (IIB$_1$)

SAMPLE DATE	02/21/93	05/08/93

FIELD DATA

Parameter	1Q93	2Q93	Unit
Water elevation	210	210	ft msl
pH	5.3	5.1	pH
Sp. conductance	312	317	µS/cm
Water temperature	19.2	19.6	°C
Alkalinity as $CaCO_3$	1	2	mg/L
Volume purged	6.7	4.5	well volumes

Hazardous Constituents (264.94, Table 1)

Parameter	1Q93	Mod	GP	H	Flag	Lab	2Q93	Mod	GP	H	Flag	Lab	Unit
Arsenic	<2.0				0	GE	<2.0				0	GE	µg/L
Barium	76				0	GE	82				0	GE	µg/L
Cadmium	2.1				0	GE	2.3				0	GE	µg/L
Chromium	<4.0				0	GE	<4.0				0	GE	µg/L
Lead	<3.0				0	GE	<3.0				0	GE	µg/L
Mercury	<0.20				0	GE	<0.20				0	GE	µg/L
Selenium	<2.0	J1			0	GE	<2.0				0	GE	µg/L
Silver	<2.0				0	GE	<2.0				0	GE	µg/L

Hazardous Constituents (261 App. VIII/264 App. IX)

Parameter	1Q93	Mod	GP	H	Flag	Lab	2Q93	Mod	GP	H	Flag	Lab	Unit
Antimony	<2.0				0	GE	<2.0				0	GE	µg/L
Benzene	<1.0				0	GE	<1.0				0	GE	µg/L
Cobalt	5.7				0	GE	5.9				0	GE	µg/L
Copper	<4.0				0	GE	<4.0				0	GE	µg/L
Cyanide	<5.0				0	GE	<5.0				0	GE	µg/L
Nickel	4.3				0	GE	4.3				0	GE	µg/L
Phenols	<5.0				0	GE	<5.0				0	GE	µg/L
Tetrachloroethylene	<1.0				0	GE	<1.0				0	GE	µg/L
Thallium	<2.0				0	GE	<2.0				0	GE	µg/L
Trichloroethylene	26		■		2	GE	33		■		2	GE	µg/L
Trichlorofluoromethane	1.2				0	GE	2.0				0	GE	µg/L
Vanadium	<8.0				0	GE	<8.0				0	GE	µg/L
Zinc	27		■		0	GE	27		■		0	GE	µg/L

Water Quality Indicator Parameters

Parameter	1Q93	Mod	GP	H	Flag	Lab	2Q93	Mod	GP	H	Flag	Lab	Unit
Aluminum	170		■		2	GE	180		■		2	GE	µg/L
Nitrate as nitrogen	38,000		■		2	GE	43,000		■		2	GE	µg/L
pH	5.5	J	■	●	0	GE	7.2	J		●	0	GE	pH

Common Laboratory Contaminants

Parameter	1Q93	Mod	GP	H	Flag	Lab	2Q93	Mod	GP	H	Flag	Lab	Unit
Bis (2-ethylhexyl) phthalate	280		■		2	GE	<10				0	GE	µg/L
Methylene chloride	<1.0				0	GE	<1.0				0	GE	µg/L

Note: See Appendix B for flagging criteria.
● = exceeded holding time.
■ = exceeded groundwater protection standard.

WELL FSB 99C (cont.)

Radiological Indicator Parameters

Parameter	1Q93	Mod	GP	H	Flag	Lab	2Q93	Mod	GP	H	Flag	Lab	Unit
Gross alpha	2.4E+01		■		2	GE	2.2E+01		■		2	GE	pCi/L
Nonvolatile beta	1.1E+02		■		2	GE	1.1E+02		■		2	GE	pCi/L

Measured Radionuclides

Parameter	1Q93	Mod	GP	H	Flag	Lab	2Q93	Mod	GP	H	Flag	Lab	Unit
Actinium-228							<3.0E+01				0	GP	pCi/L
Americium-241	<1.0E+00				0	CN	<1.0E+00				0	GP	pCi/L
Cesium-137	<1.0E+01				0	CN	<1.0E+01				0	GP	pCi/L
Cobalt-60	<1.2E+01				0	CN	<1.0E+01				0	GP	pCi/L
Curium-242	<1.0E+00				0	CN	<1.0E+00				0	GP	pCi/L
Curium-243/244	<1.0E+00				0	CN	<1.0E+00				0	GP	pCi/L
Curium-245/246							<1.0E+00				0	GP	pCi/L
Iodine-129	1.1E+01		■		2	CN	8.1E+00		■		2	GP	pCi/L
Plutonium-238	<1.0E+00				0	CN	<1.0E+00				0	GP	pCi/L
Plutonium-239/240	<1.0E+00				0	CN	<1.0E+00				0	GP	pCi/L
Radium-226	5.6E+00				0	CN	5.1E+00				0	GP	pCi/L
Radium-228	2.0E+01				1	CN	2.1E+00				0	GP	pCi/L
Strontium-89	<2.0E+00				0	CN	<2.0E+00				0	GP	pCi/L
Strontium-90	1.4E+01		■		2	CN	2.7E+01		■		2	GP	pCi/L
Technetium-99	1.6E+03		■		2	CN	3.7E+03		■		2	GP	pCi/L
Thorium-228	<1.0E+00				0	CN	<1.0E+00				0	GP	pCi/L
Thorium-230	<1.0E+00				0	CN	<1.0E+00				0	GP	pCi/L
Thorium-232	<1.0E+00				0	CN	<1.0E+00				0	GP	pCi/L
Thorium-234							4.2E+02		■		2	GP	pCi/L
Tritium	1.7E+03		■		2	GE	1.7E+03		■		2	GE	pCi/mL
Uranium-233/234	4.0E+00				0	CN	5.1E+00				0	GP	pCi/L
Uranium-235	<1.0E+00				0	CN	<1.0E+00				0	GP	pCi/L
Uranium-238	5.6E+00				0	CN	5.2E+00				0	GP	pCi/L

Calculated Radionuclides

Parameter	1Q93	Mod	GP	H	Flag	Lab	2Q93	Mod	GP	H	Flag	Lab	Unit
Americium-243	<3.0E-03	C			0		<3.0E-03	C			0		pCi/L
Nickel-63	<1.2E+01	C			0		<1.0E+01	C			0		pCi/L
Plutonium-241	<4.0E+00	C			0		<4.0E+00	C			0		pCi/L
Plutonium-242	<2.0E-05	C			0		<2.0E-05	C			0		pCi/L

Note: See Appendix B for flagging criteria.
● = exceeded holding time.
■ = exceeded groundwater protection standard.

WELL FSB 99D

SRS Coord.	Lat/Longitude	Screen Zone Elevation	Top of Casing	Casing	Pump	Formation
N75691.7 E50326.9	33.275294 °N 81.681307 °W	218.1-198.1 ft msl	287.6 ft msl	4" PVC	S	Water table (IIB_2)

SAMPLE DATE	02/21/93	05/08/93

FIELD DATA

Parameter	1Q93	2Q93	Unit
Water elevation	210	210	ft msl
pH	4.8	4.6	pH
Sp. conductance	39	43	µS/cm
Water temperature	19.5	20.4	°C
Alkalinity as $CaCO_3$		0	mg/L
Volume purged	9.4	8.8	well volumes

Hazardous Constituents (264.94, Table 1)

Parameter	1Q93	Mod	GP	H	Flag	Lab	2Q93	Mod	GP	H	Flag	Lab	Unit
Arsenic	<2.0				0	GE	<2.0				0	GE	µg/L
Barium	8.0				0	GE	8.2				0	GE	µg/L
Cadmium	<2.0				0	GE	2.0				0	GE	µg/L
Chromium	<4.0				0	GE	<4.0				0	GE	µg/L
Lead	4.1				0	GE	3.6				0	GE	µg/L
Mercury	<0.20				0	GE	<0.20				0	GE	µg/L
Selenium	<2.0				0	GE	<2.0	J1			0	GE	µg/L
Silver	<2.0				0	GE	<2.0				0	GE	µg/L

Hazardous Constituents (261 App. VIII/264 App. IX)

Parameter	1Q93	Mod	GP	H	Flag	Lab	2Q93	Mod	GP	H	Flag	Lab	Unit
Antimony	<2.0				0	GE	<2.0	J1			0	GE	µg/L
Benzene	<1.0				0	GE	<1.0				0	GE	µg/L
Cobalt	<4.0				0	GE	<4.0				0	GE	µg/L
Copper	<4.0				0	GE	<4.0				0	GE	µg/L
Cyanide	<5.0				0	GE	<5.0				0	GE	µg/L
Nickel	<4.0				0	GE	<4.0				0	GE	µg/L
Phenols	<5.0				0	GE	<5.0				0	GE	µg/L
Tetrachloroethylene	<1.0				0	GE	<1.0				0	GE	µg/L
Thallium	<2.0	J1			0	GE	<2.0				0	GE	µg/L
Trichloroethylene	<1.0				0	GE	<1.0				0	GE	µg/L
Trichlorofluoromethane	<1.0				0	GE	<1.0				0	GE	µg/L
Vanadium	<8.0				0	GE	<8.0				0	GE	µg/L
Zinc	4.5				0	GE	4.8				0	GE	µg/L

Water Quality Indicator Parameters

Parameter	1Q93	Mod	GP	H	Flag	Lab	2Q93	Mod	GP	H	Flag	Lab	Unit
Aluminum	190		■		2	GE	130		■		2	GE	µg/L
Nitrate as nitrogen	2,100				0	GE	2,000				0	GE	µg/L
pH	5.1	J	■	●	0	GE	5.0	J	■	●	0	GE	pH

Common Laboratory Contaminants

Parameter	1Q93	Mod	GP	H	Flag	Lab	2Q93	Mod	GP	H	Flag	Lab	Unit
Bis (2-ethylhexyl) phthalate	<10	J1		●	0	GE	<10	J1			0	GE	µg/L
Methylene chloride	2.7				1	GE	<1.0				0	GE	µg/L

Note: See Appendix B for flagging criteria.
● = exceeded holding time.
■ = exceeded groundwater protection standard.

WELL FSB 99D (cont.)

Radiological Indicator Parameters

Parameter	1Q93	Mod	GP	H	Flag	Lab	2Q93	Mod	GP	H	Flag	Lab	Unit
Gross alpha	1.0E+01				1	GE	1.5E+01				1	GE	pCi/L
Nonvolatile beta	1.4E+01				0	GE	1.2E+01				0	GE	pCi/L

Measured Radionuclides

Parameter	1Q93	Mod	GP	H	Flag	Lab	2Q93	Mod	GP	H	Flag	Lab	Unit
Actinium-228							<3.0E+01				0	GP	pCi/L
Americium-241	<1.0E+00				0	CN	<1.0E+00				0	GP	pCi/L
Cesium-137	<1.0E+01				0	CN	<1.0E+01				0	GP	pCi/L
Cobalt-60	<1.2E+01				0	CN	<1.0E+01				0	GP	pCi/L
Curium-242	<1.0E+00				0	CN	<1.0E+00				0	GP	pCi/L
Curium-243/244	<1.0E+00				0	CN	<1.0E+00				0	GP	pCi/L
Curium-245/246							<1.0E+00				0	GP	pCi/L
Iodine-129	<2.0E+00				0	CN	<2.0E+00				0	GP	pCi/L
Plutonium-238	<1.0E+00				0	CN	<1.0E+00				0	GP	pCi/L
Plutonium-239/240	<1.0E+00				0	CN	<1.0E+00				0	GP	pCi/L
Radium-226	<1.0E+00				0	CN	2.2E+00				0	GP	pCi/L
Radium-228	2.5E+00				C	CN	3.0E+00				0	GP	pCi/L
Strontium-89	<2.0E+00				0	CN	2.9E+00				0	GP	pCi/L
Strontium-90	<2.0E+00				0	CN	4.6E+00				1	GP	pCi/L
Technetium-99	<3.0E+02				0	CN	<3.0E+02				0	GP	pCi/L
Thorium-228	<1.0E+00				0	CN	<1.0E+00				0	GP	pCi/L
Thorium-230	<1.0E+00				0	CN	<1.0E+00				0	GP	pCi/L
Thorium-232	<1.0E+00				0	CN	<1.0E+00				0	GP	pCi/L
Thorium-234							<3.5E+02				0	GP	pCi/L
Tritium	3.5E+01		■		2	GE	4.4E+01		■		2	GE	pCi/mL
Uranium-233/234	2.9E+00				0	CN	2.8E+00				0	GP	pCi/L
Uranium-235	<1.0E+00				0	CN	<1.0E+00				0	GP	pCi/L
Uranium-238	8.1E+00				1	CN	7.8E+00				1	GP	pCi/L

Calculated Radionuclides

Parameter	1Q93	Mod	GP	H	Flag	Lab	2Q93	Mod	GP	H	Flag	Lab	Unit
Americium-243	<3.0E-03	C			0		<3.0E-03	C			0		pCi/L
Nickel-63	<1.2E+01	C			0		<1.0E+01	C			0		pCi/L
Plutonium-241	<4.0E+00	C			0		<4.0E+00	C			0		pCi/L
Plutonium-242	<2.0E-05	C			0		<2.0E-05	C			0		pCi/L

Note: See Appendix B for flagging criteria.
● = exceeded holding time.
■ = exceeded groundwater protection standard.

WELL FSB100A

SRS Coord.	Lat/Longitude	Screen Zone Elevation	Top of Casing	Casing	Pump	Formation
N75534.4 E50958.4	33.275977 °N 81.679339 °W	105.8-95.8 ft msl	286 ft msl	4" PVC	S	U. Congaree (IIA)

SAMPLE DATE	02/20/93	05/07/93

FIELD DATA

Parameter	1Q93	2Q93	Unit
Water elevation	150	150	ft msl
pH	7.5	7.2	pH
Sp. conductance	193	187	µS/cm
Water temperature	19.1	21.2	°C
Alkalinity as $CaCO_3$	67	62	mg/L
Volume purged	2.8	3.5	well volumes

Hazardous Constituents (264.94, Table 1)

Paramater	1Q93	Mod	GP	H	Flag	Lab	2Q93	Mod	GP	H	Flag	Lab	Unit
Arsenic	<2.0				0	GE	<2.0				0	GE	µg/L
Barium	50				0	GE	44				0	GE	µg/L
Cadmium	<2.0				0	GE	<2.0				0	GE	µg/L
Chromium	<4.0				0	GE	<4.0				0	GE	µg/L
Lead	<3.0				0	GE	<3.0				0	GE	µg/L
Mercury	<0.20				0	GE	<0.20				0	GE	µg/L
Selenium	<2.0				0	GE	<2.0	J1			0	GE	µg/L
Silver	<2.0				0	GE	<2.0				0	GE	µg/L

Hazardous Constituents (261 App. VIII/264 App. IX)

Parameter	1Q93	Mod	GP	H	Flag	Lab	2Q93	Mod	GP	H	Flag	Lab	Unit
Antimony	<2.0				0	GE	<2.0	J1			0	GE	µg/L
Benzene	<1.0				0	GE	<1.0				0	GE	µg/L
Cobalt	<4.0				0	GE	<4.0				0	GE	µg/L
Copper	<4.0				0	GE	<4.0				0	GE	µg/L
Cyanide	<5.0				0	GE	<5.0				0	GE	µg/L
Nickel	<4.0				0	GE	<4.0				0	GE	µg/L
Phenols	<5.0				0	GE	<5.0				0	GE	µg/L
Tetrachloroethylene	<1.0				0	GE	<1.0				0	GE	µg/L
Thallium	<2.0	J1			0	GE	<2.0				0	GE	µg/L
Trichloroethylene	<1.0				0	GE	<1.0				0	GE	µg/L
Trichlorofluoromethane	<1.0				0	GE	<1.0				0	GE	µg/L
Vanadium	<3.0				0	WA	<8.0				0	GE	µg/L
Zinc	12				0	WA	3.7				0	GE	µg/L

Water Quality Indicator Parameters

Parameter	1Q93	Mod	GP	H	Flag	Lab	2Q93	Mod	GP	H	Flag	Lab	Unit
Aluminum	<20				0	GE	<20				0	GE	µg/L
Nitrate as nitrogen	6,000				1	GE	5,600				1	GE	µg/L
pH	7.4	J		●	0	GE	7.5	J		●	0	GE	pH

Common Laboratory Contaminants

Parameter	1Q93	Mod	GP	H	Flag	Lab	2Q93	Mod	GP	H	Flag	Lab	Unit
Bis (2-ethylhexyl) phthalate	<10	J1			0	GE	<10	J1			0	GE	µg/L
Methylene chloride	2.6				1	GE	<1.0				0	GE	µg/L

Note: See Appendix B for flagging criteria.
● = exceeded holding time.
■ = exceeded groundwater protection standard.

WELL FSB100A (cont.)

Radiological Indicator Parameters

Parameter	1Q93	Mod	GP	H	Flag	Lab	2Q93	Mod	GP	H	Flag	Lab	Unit
Gross alpha	3.8E+00				0	GE	<2.0E+00				0	GE	pCi/L
Nonvolatile beta	5.8E+00				0	TM	2.7E+00				0	GE	pCi/L

Measured Radionuclides

Parameter	1Q93	Mod	GP	H	Flag	Lab	2Q93	Mod	GP	H	Flag	Lab	Unit
Actinium-228	<3.0E+01				0	GP	<3.0E+01				0	GP	pCi/L
Americium-241	<1.0E+00				0	CN	<1.0E+00				0	GP	pCi/L
Cesium-137	<1.0E+01				0	CN	<1.0E+01				0	GP	pCi/L
Cobalt-60	<1.0E+01				0	GP	<1.0E+01				0	GP	pCi/L
Curium-242	<1.0E+00				0	CN	<1.0E+00				0	GP	pCi/L
Curium-243/244	<1.0E+00				0	CN	<1.0E+00				0	GP	pCi/L
Curium-245/246	<1.0E+00				0	GP	<1.0E+00				0	GP	pCi/L
Iodine-129	<2.0E+00				0	CN	<2.0E+00				0	GP	pCi/L
Plutonium-238	<1.0E+00				0	CN	<1.0E+00				0	GP	pCi/L
Plutonium-239/240	<1.0E+00				0	CN	<1.0E+00				0	GP	pCi/L
Radium-226	5.6E-01				0	TM	<1.0E+00				0	GP	pCi/L
Radium-228	2.1E+00				0	TM	<1.0E+00				0	GP	pCi/L
Strontium-89	<2.0E+00				0	CN	<2.0E+00				0	GP	pCi/L
Strontium-90	3.3E+00				0	GP	<2.0E+00				0	GP	pCi/L
Technetium-99	9.0E+02				2	GP	3.3E+02				0	GP	pCi/L
Thorium-228	<1.0E+00				0	CN	<1.0E+00				0	GP	pCi/L
Thorium-230	<1.0E+00	3			0	CN	<1.0E+00				0	GP	pCi/L
Thorium-232	<1.0E+00	3			0	CN	<1.0E+00				0	GP	pCi/L
Thorium-234	<3.5E+02				0	GP	<3.5E+02				0	GP	pCi/L
Tritium	1.5E+02		■		2	TM	1.4E+02		■		2	GE	pCi/mL
Uranium-233/234	<1.0E+00				0	CN	1.7E+00				0	GP	pCi/L
Uranium-235	<1.0E+00				0	CN	<1.0E+00				0	GP	pCi/L
Uranium-238	<1.0E+00				0	CN	1.4E+00				0	GP	pCi/L

Calculated Radionuclides

Parameter	1Q93	Mod	GP	H	Flag	Lab	2Q93	Mod	GP	H	Flag	Lab	Unit
Americium-243	<3.0E-03	C			0		<3.0E-03	C			0		pCi/L
Nickel-63	<1.0E+01	C			0		<1.0E+01	C			0		pCi/L
Plutonium-241	<4.0E+00	C			0		<4.0E+00	C			0		pCi/L
Plutonium-242	<2.0E-05	C			0		<2.0E-05	C			0		pCi/L

Note: See Appendix B for flagging criteria.
● = exceeded holding time.
■ = exceeded groundwater protection standard.

WELL FSB101A

SRS Coord.	Lat/Longitude	Screen Zone Elevation	Top of Casing	Casing	Pump	Formation
N75719.0 E51191.3	33.276765 °N 81.679085 °W	102.9-92.9 ft msl	285.2 ft msl	4" PVC	S	U. Congaree (IIA)

SAMPLE DATE	02/20/93	05/07/93

FIELD DATA

Parameter	1Q93	2Q93	Unit
Water elevation	150	150	ft msl
pH	7.6	7.2	pH
Sp. conductance	161	156	µS/cm
Water temperature	18.6	20.9	°C
Alkalinity as $CaCO_3$	67	75	mg/L
Volume purged	4.5	5.1	well volumes

Hazardous Constituents (264.94, Table 1)

Parameter	1Q93	Mod	GP	H	Flag	Lab	2Q93	Mod	GP	H	Flag	Lab	Unit
Arsenic	<2.0				0	GE	<2.0				0	GE	µg/L
Barium	34				0	GE	33				0	GE	µg/L
Cadmium	<2.0				0	GE	<2.0				0	GE	µg/L
Chromium	<4.0				0	GE	<4.0				0	GE	µg/L
Lead	<3.0				0	GE	<3.0				0	GE	µg/L
Mercury	<0.20				0	GE	<0.20				0	GE	µg/L
Selenium	<2.0				0	GE	<2.0	J1			0	GE	µg/L
Silver	<2.0				0	GE	<2.0				0	GE	µg/L

Hazardous Constituents (261 App. VIII/264 App. IX)

Parameter	1Q93	Mod	GP	H	Flag	Lab	2Q93	Mod	GP	H	Flag	Lab	Unit
Antimony	<2.0				0	GE	<2.0	J1			0	GE	µg/L
Benzene	<1.0				0	GE	<1.0				0	GE	µg/L
Cobalt	<4.0				0	GE	<4.0				0	GE	µg/L
Copper	<4.0				0	GE	<4.0				0	GE	µg/L
Cyanide	<5.0				0	GE	<5.0				0	GE	µg/L
Nickel	<4.0				0	GE	<4.0				0	GE	µg/L
Phenols	<5.0				0	GE	<5.0				0	GE	µg/L
Tetrachloroethylene	<1.0				0	GE	<1.0				0	GE	µg/L
Thallium	<2.0	J1			0	GE	<2.0				0	GE	µg/L
Trichloroethylene	<1.0				0	GE	<1.0				0	GE	µg/L
Trichlorofluoromethane	<1.0				0	GE	<1.0				0	GE	µg/L
Vanadium	<8.0				0	GE	<8.0				0	GE	µg/L
Zinc	<2.0				0	GE	<2.0				0	GE	µg/L

Water Quality Indicator Parameters

Parameter	1Q93	Mod	GP	H	Flag	Lab	2Q93	Mod	GP	H	Flag	Lab	Unit
Aluminum	<20				0	GE	<20				0	GE	µg/L
Nitrate as nitrogen	1,100				0	GE	1,200				0	GE	µg/L
pH	7.4	J		●	0	GE	7.4	J		●	0	GE	pH

Common Laboratory Contaminants

Parameter	1Q93	Mod	GP	H	Flag	Lab	2Q93	Mod	GP	H	Flag	Lab	Unit
Bis (2-ethylhexyl) phthalate	<10	J1			0	GE	<10	J1			0	GE	µg/L
Methylene chloride	<1.0				0	GE	<1.0				0	GE	µg/L

Note: See Appendix B for flagging criteria.
● = exceeded holding time.
■ = exceeded groundwater protection standard.

WELL FSB101A (cont.)

Radiological Indicator Parameters

Parameter	1Q93	Mod	GP	H	Flag	Lab	2Q93	Mod	GP	H	Flag	Lab	Unit
Gross alpha	<2.0E+00				0	GE	<2.0E+00				0	GE	pCi/L
Nonvolatile beta	<2.0E+00				0	GE	<2.0E+00				0	GE	pCi/L

Measured Radionuclides

Parameter	1Q93	Mod	GP	H	Flag	Lab	2Q93	Mod	GP	H	Flag	Lab	Unit
Actinium-228							<3.0E+01				0	GP	pCi/L
Americium-241	<1.0E+00				0	CN	<1.0E+00				0	GP	pCi/L
Cesium-137	<1.0E+01				0	CN	<1.0E+01				0	GP	pCi/L
Cobalt-60	<1.2E+01				0	CN	<1.0E+01				0	GP	pCi/L
Curium-242	<1.0E+00				0	CN	<1.0E+00				0	GP	pCi/L
Curium-243/244	<1.0E+00				0	CN	<1.0E+00				0	GP	pCi/L
Curium-245/246							<1.0E+00				0	GP	pCi/L
Iodine-129	<2.0E+00				0	CN	<2.0E+00				0	GP	pCi/L
Plutonium-238	<1.0E+00				0	CN	<1.0E+00				0	GP	pCi/L
Plutonium-239/240	<1.0E+00				0	CN	<1.0E+00				0	GP	pCi/L
Radium-226	<1.0E+00				0	CN	<1.0E+00				0	GP	pCi/L
Radium-228	1.3E+00				0	CN	<1.0E+00				0	GP	pCi/L
Strontium-89	<2.0E+00				0	CN	<2.0E+00				0	GP	pCi/L
Strontium-90	<2.0E+00				0	CN	<2.0E+00				0	GP	pCi/L
Technetium-99	<3.0E+02				0	CN	<3.0E+02				0	GP	pCi/L
Thorium-228	<1.0E+00				0	CN	<1.0E+00				0	GP	pCi/L
Thorium-230	<1.0E+00				0	CN	<1.0E+00				0	GP	pCi/L
Thorium-232	<1.0E+00				0	CN	<1.0E+00				0	GP	pCi/L
Thorium-234							4.4E+02		■		2	GP	pCi/L
Tritium	<7.0E-01				0	GE	<7.0E-01				0	GE	pCi/mL
Uranium-233/234	<1.0E+00				0	CN	<1.0E+00				0	GP	pCi/L
Uranium-235	<1.0E+00				0	CN	<1.0E+00				0	GP	pCi/L
Uranium-238	<1.0E+00				0	CN	<1.0E+00				0	GP	pCi/L

Calculated Radionuclides

Parameter	1Q93	Mod	GP	H	Flag	Lab	2Q93	Mod	GP	H	Flag	Lab	Unit
Americium-243	<3.0E-03	C			0		<3.0E-03	C			0		pCi/L
Nickel-63	<1.2E+01	C			0		<1.0E+01	C			0		pCi/L
Plutonium-241	<4.0E+00	C			0		<4.0E+00	C			0		pCi/L
Plutonium-242	<2.0E-05	C			0		<2.0E-05	C			0		pCi/L

Note: See Appendix B for flagging criteria.
● = exceeded holding time.
■ = exceeded groundwater protection standard.

WELL FSB102C

SRS Coord.	Lat/Longitude	Screen Zone Elevation	Top of Casing	Casing	Pump	Formation
N73582.9 E50834.8	33.271459 °N 81.675873 °W	155.9-145.9 ft msl	201.1 ft msl	4" PVC	V	Barnwell (IIB$_1$)

SAMPLE DATE	02/21/93	05/09/93

FIELD DATA

Parameter	1Q93	2Q93	Unit
Water elevation	200	200	ft msl
pH	4.5	4.5	pH
Sp. conductance	286	283	µS/cm
Water temperature	17.7	18.6	°C
Alkalinity as $CaCO_3$	0	0	mg/L
Volume purged	2.4	2.7	well volumes

Hazardous Constituents (264.94, Table 1)

Parameter	1Q93	Mod	GP	H	Flag	Lab	2Q93	Mod	GP	H	Flag	Lab	Unit
Arsenic	<2.0				0	GE	<2.0				0	GE	µg/L
Barium	79				0	GE	83				0	GE	µg/L
Cadmium	4.2				1	GE	4.1				1	GE	µg/L
Chromium	<4.0				0	GE	<4.0				0	GE	µg/L
Lead	<3.0				0	GE	<3.0				0	GE	µg/L
Mercury	0.55				0	GE	0.58				0	GE	µg/L
Selenium	<2.0	J1			0	GE	<2.0				0	GE	µg/L
Silver	<2.0				0	GE	<2.0				0	GE	µg/L

Hazardous Constituents (261 App. VIII/264 App. IX)

Parameter	1Q93	Mod	GP	H	Flag	Lab	2Q93	Mod	GP	H	Flag	Lab	Unit
Antimony	<2.0				0	GE	<2.0				0	GE	µg/L
Benzene	<1.0				0	GE	<1.0				0	GE	µg/L
Cobalt	29				1	GE	29				1	GE	µg/L
Copper	<4.0				0	GE	<4.0				0	GE	µg/L
Cyanide	<5.0				0	GE	<5.0				0	GE	µg/L
Nickel	10				0	GE	11				0	GE	µg/L
Phenols	<5.0				0	GE	<5.0				0	GE	µg/L
Tetrachloroethylene	<1.0				0	GE	<1.0				0	GE	µg/L
Thallium	<2.0				0	GE	<2.0				0	GE	µg/L
Trichloroethylene	<1.0				0	GE	1.1				0	GE	µg/L
Trichlorofluoromethane	<1.0				0	GE	<1.0				0	GE	µg/L
Vanadium	<8.0				0	GE	<8.0				0	GE	µg/L
Zinc	32		■		0	GE	29		■		0	GE	µg/L

Water Quality Indicator Parameters

Parameter	1Q93	Mod	GP	H	Flag	Lab	2Q93	Mod	GP	H	Flag	Lab	Unit
Aluminum	500	J2	■		2	GE	560		■		2	GE	µg/L
Nitrate as nitrogen	33,000		■		2	GE	35,000		■		2	GE	µg/L
pH	4.6	J	■	●	0	GE	4.7	J	■	●	0	GE	pH

Common Laboratory Contaminants

Parameter	1Q93	Mod	GP	H	Flag	Lab	2Q93	Mod	GP	H	Flag	Lab	Unit
Bis (2-ethylhexyl) phthalate	<10	J1			0	GE	<10				0	GE	µg/L
Methylene chloride	<1.0				0	GE	1.7				0	GE	µg/L

Note: See Appendix B for flagging criteria.
● = exceeded holding time.
■ = exceeded groundwater protection standard.

WELL FSB102C (cont.)

Radiological Indicator Parameters

Parameter	1Q93	Mod	GP	H	Flag	Lab	2Q93	Mod	GP	H	Flag	Lab	Unit
Gross alpha	4.4E+00				0	GE	9.4E+00				1	GE	pCi/L
Nonvolatile beta	3.6E+02		■		2	GE	4.0E+02		■		2	GE	pCi/L

Measured Radionuclides

Parameter	1Q93	Mod	GP	H	Flag	Lab	2Q93	Mod	GP	H	Flag	Lab	Unit
Actinium-228							<3.0E+01				0	GP	pCi/L
Americium-241	<1.0E+00				0	CN	<1.0E+00				0	GP	pCi/L
Cesium-137	<1.0E+01				0	CN	<1.0E+01				0	GP	pCi/L
Cobalt-60	<1.2E+01				0	CN	<1.0E+01				0	GP	pCi/L
Curium-242	<1.0E+00				0	CN	<1.0E+00				0	GP	pCi/L
Curium-243/244	<1.0E+00				0	CN	<1.0E+00				0	GP	pCi/L
Curium-245/246							<1.0E+00				0	GP	pCi/L
Iodine-129	3.4E+01		■		2	CN	3.6E+01		■		2	GP	pCi/L
Plutonium-238	<1.0E+00				0	CN	<1.0E+00				0	GP	pCi/L
Plutonium-239/240	<1.0E+00				0	CN	<1.0E+00				0	GP	pCi/L
Radium-226	1.5E+00				0	CN	1.7E+00				0	GP	pCi/L
Radium-228	6.2E+01		■		2	CN	4.6E+00				0	GP	pCi/L
Strontium-89	9.0E+00				0	CN	<2.0E+00				0	GP	pCi/L
Strontium-90	1.5E+02		■		2	CN	1.1E+02		■		2	GP	pCi/L
Technetium-99	1.1E+03	Y	■		2	CN	2.1E+03		■		2	GP	pCi/L
Thorium-228	<1.0E+00				0	CN	<1.0E+00				0	GP	pCi/L
Thorium-230	<1.0E+00				0	CN	<1.0E+00				0	GP	pCi/L
Thorium-232	<1.0E+00				0	CN	<1.0E+00				0	GP	pCi/L
Thorium-234							<3.5E+02				0	GP	pCi/L
Tritium	9.0E+02		■		2	GE	8.1E+02		■		2	GE	pCi/mL
Uranium-233/234	<1.0E+00				0	CN	<1.0E+00				0	GP	pCi/L
Uranium-235	<1.0E+00				0	CN	<1.0E+00				0	GP	pCi/L
Uranium-238	<1.0E+00				0	CN	<1.0E+00				0	GP	pCi/L

Calculated Radionuclides

Parameter	1Q93	Mod	GP	H	Flag	Lab	2Q93	Mod	GP	H	Flag	Lab	Unit
Americium-243	<3.0E-03	C			0		<3.0E-03	C			0		pCi/L
Nickel-63	<1.2E+01	C			0		<1.0E+01	C			0		pCi/L
Plutonium-241	<4.0E+00	C			0		<4.0E+00	C			0		pCi/L
Plutonium-242	<2.0E-05	C			0		<2.0E-05	C			0		pCi/L

Note: See Appendix B for flagging criteria.
● = exceeded holding time.
■ = exceeded groundwater protection standard.

WELL FSB103C

SRS Coord.	Lat/Longitude	Screen Zone Elevation	Top of Casing	Casing	Pump	Formation
N74210.0 E49651.3	33.270915 °N 81.680207 °W	157.1-147.1 ft msl	242.4 ft msl	4" PVC	S	Barnwell (IIB_1)

SAMPLE DATE	02/21/93	05/11/93

FIELD DATA

Parameter	1Q93	2Q93	Unit
Water elevation	200	200	ft msl
pH	5.6	5.7	pH
Sp. conductance	249	247	µS/cm
Water temperature	19.7	20.5	°C
Alkalinity as $CaCO_3$	8	5	mg/L
Volume purged	2.5	2.4	well volumes

Hazardous Constituents (264.94, Table 1)

Parameter	1Q93	Mod	GP	H	Flag	Lab	2Q93	Mod	GP	H	Flag	Lab	Unit
Arsenic	<2.0				0	GE	<2.0				0	GE	µg/L
Barium	39				0	GE	39				0	GE	µg/L
Cadmium	<2.0				0	GE	<2.0				0	GE	µg/L
Chromium	<4.0				0	GE	<4.0				0	GE	µg/L
Lead	<3.0				0	GE	<3.0				0	GE	µg/L
Mercury	<0.20				0	GE	<0.20				0	GE	µg/L
Selenium	<2.0	J1			0	GE	<2.0				0	GE	µg/L
Silver	<2.0				0	GE	<2.0				0	GE	µg/L

Hazardous Constituents (261 App. VIII/264 App. IX)

Parameter	1Q93	Mod	GP	H	Flag	Lab	2Q93	Mod	GP	H	Flag	Lab	Unit
Antimony	<2.0				0	GE	<2.0				0	GE	µg/L
Benzene	<1.0				0	GE	<1.0				0	GE	µg/L
Cobalt	<4.0				0	GE	<4.0				0	GE	µg/L
Copper	<4.0				0	GE	<4.0				0	GE	µg/L
Cyanide	<5.0				0	GE	<5.0				0	GE	µg/L
Nickel	5.3				0	GE	4.7				0	GE	µg/L
Phenols	<5.0				0	GE	<5.0				0	GE	µg/L
Tetrachloroethylene	<1.0				0	GE	<1.0				0	GE	µg/L
Thallium	<2.0				0	GE	<2.0				0	GE	µg/L
Trichloroethylene	<1.0				0	GE	<1.0				0	GE	µg/L
Trichlorofluoromethane	<1.0				0	GE	<1.0				0	GE	µg/L
Vanadium	<8.0				0	GE	<8.0				0	GE	µg/L
Zinc	58		■		0	GE	54		■		0	GE	µg/L

Water Quality Indicator Parameters

Parameter	1Q93	Mod	GP	H	Flag	Lab	2Q93	Mod	GP	H	Flag	Lab	Unit
Aluminum	<20	J1			0	GE	<20				0	GE	µg/L
Nitrate as nitrogen	27,000		■		2	GE	26,000		■		2	GE	µg/L
pH	6.0	J	■	●	0	GE	5.9	J	■	●	0	GE	pH

Common Laboratory Contaminants

Parameter	1Q93	Mod	GP	H	Flag	Lab	2Q93	Mod	GP	H	Flag	Lab	Unit
Bis (2-ethylhexyl) phthalate	<10	J1			0	GE	<10	J1			0	GE	µg/L
Methylene chloride	<1.0				0	GE	<1.0				0	GE	µg/L

Note: See Appendix B for flagging criteria.
● = exceeded holding time.
■ = exceeded groundwater protection standard.

WELL FSB103C (cont.)

Radiological Indicator Parameters

Parameter	1Q93	Mod	GP	H	Flag	Lab	2Q93	Mod	GP	H	Flag	Lab	Unit
Gross alpha	<2.0E+00				0	GE	<2.0E+00				0	GE	pCi/L
Nonvolatile beta	3.2E+01				1	GE	1.6E+01				0	GE	pCi/L

Measured Radionuclides

Parameter	1Q93	Mod	GP	H	Flag	Lab	2Q93	Mod	GP	H	Flag	Lab	Unit
Actinium-228							<3.0E+01				0	GP	pCi/L
Americium-241	<1.0E+00				0	CN	<1.0E+00				0	GP	pCi/L
Cesium-137	<1.0E+01				0	CN	<1.0E+01				0	GP	pCi/L
Cobalt-60	<1.2E+01				0	CN	<1.0E+01				0	GP	pCi/L
Curium-242	<1.0E+00				0	CN	<1.0E+00				0	GP	pCi/L
Curium-243/244	<1.0E+00				0	CN	<1.0E+00				0	GP	pCi/L
Curium-245/246							<1.0E+00				0	GP	pCi/L
Iodine-129	<2.0E+00				0	CN	<2.0E+00				0	GP	pCi/L
Plutonium-238	<1.0E+00				0	CN	<1.0E+00				0	GP	pCi/L
Plutonium-239/240	<1.0E+00				0	CN	<1.0E+00				0	GP	pCi/L
Radium-226	<1.0E+00				0	CN	<1.0E+00				0	GP	pCi/L
Radium-228	<1.0E+00				0	CN	1.1E+00				0	GP	pCi/L
Strontium-89	<2.0E+00				0	CN	<2.0E+00				0	GP	pCi/L
Strontium-90	<2.0E+00				0	CN	2.2E+00				0	GP	pCi/L
Technetium-99	8.6E+02				1	CN	1.4E+03		■		2	GP	pCi/L
Thorium-228	<1.0E+00				0	CN	<1.0E+00				0	GP	pCi/L
Thorium-230	<1.0E+00				0	CN	<1.0E+00				0	GP	pCi/L
Thorium-232	<1.0E+00				0	CN	<1.0E+00				0	GP	pCi/L
Thorium-234							<3.5E+02				0	GP	pCi/L
Tritium	6.8E+02		■		2	GE	6.4E+02		■		2	GE	pCi/mL
Uranium-233/234	<1.0E+00				0	CN	<1.0E+00				0	GP	pCi/L
Uranium-235	<1.0E+00				0	CN	<1.0E+00				0	GP	pCi/L
Uranium-238	<1.0E+00				0	CN	<1.0E+00				0	GP	pCi/L

Calculated Radionuclides

Parameter	1Q93	Mod	GP	H	Flag	Lab	2Q93	Mod	GP	H	Flag	Lab	Unit
Americium-243	<3.0E-03	C			0		<3.0E-03	C			0		pCi/L
Nickel-63	<1.2E+01	C			0		<1.0E+01	C			0		pCi/L
Plutonium-241	<4.0E+00	C			0		<4.0E+00	C			0		pCi/L
Plutonium-242	<2.0E-05	C			0		<2.0E-05	C			0		pCi/L

Note: See Appendix B for flagging criteria.
● = exceeded holding time.
■ = exceeded groundwater protection standard.

WELL FSB104C

SRS Coord.	Lat/Longitude	Screen Zone Elevation	Top of Casing	Casing	Pump	Formation
N73872.6 E49248.6	33.269511 °N 81.680612 °W	160.7-150.7 ft msl	219.1 ft msl	4" PVC	S	Barnwell (IIB$_1$)

SAMPLE DATE	02/21/93	05/11/93

FIELD DATA

Parameter	1Q93	2Q93	Unit
Water elevation	200	200	ft msl
pH	5	5.1	pH
Sp. conductance	432	426	µS/cm
Water temperature	18.4	19.3	°C
Alkalinity as $CaCO_3$	0	2	mg/L
Volume purged	5.2	3.3	well volumes

Hazardous Constituents (264.94, Table 1)

Parameter	1Q93	Mod	GP	H	Flag	Lab	2Q93	Mod	GP	H	Flag	Lab	Unit
Arsenic	<2.0				0	GE	<2.0				0	GE	µg/L
Barium	89				0	GE	91				0	GE	µg/L
Cadmium	<2.0				0	GE	<2.0				0	GE	µg/L
Chromium	<4.0				0	GE	<4.0				0	GE	µg/L
Lead	<3.0				0	GE	<3.0				0	GE	µg/L
Mercury	<0.20				0	GE	<0.20				0	GE	µg/L
Selenium	<2.0	J1			0	GE	<2.0				0	GE	µg/L
Silver	<2.0				0	GE	<2.0				0	GE	µg/L

Hazardous Constituents (261 App. VIII/264 App. IX)

Parameter	1Q93	Mod	GP	H	Flag	Lab	2Q93	Mod	GP	H	Flag	Lab	Unit
Antimony	<2.0				0	GE	<2.0				0	GE	µg/L
Benzene	<1.0				0	GE	<1.0				0	GE	µg/L
Cobalt	<4.0				0	GE	<4.0				0	GE	µg/L
Copper	<4.0				0	GE	8.0				0	GE	µg/L
Cyanide	<5.0				0	GE	<5.0				0	GE	µg/L
Nickel	15				0	GE	13				0	GE	µg/L
Phenols	<5.0				0	GE	<5.0				0	GE	µg/L
Tetrachloroethylene	<1.0				0	GE	<1.0				0	GE	µg/L
Thallium	<2.0				0	GE	<2.0				0	GE	µg/L
Trichloroethylene	1.1				0	GE	<1.0				0	GE	µg/L
Trichlorofluoromethane	<1.0				0	GE	<1.0				0	GE	µg/L
Vanadium	<8.0				0	GE	<8.0				0	GE	µg/L
Zinc	54		■		0	GE	59		■		0	GE	µg/L

Water Quality Indicator Parameters

Parameter	1Q93	Mod	GP	H	Flag	Lab	2Q93	Mod	GP	H	Flag	Lab	Unit
Aluminum	43	J2			1	GE	43				1	GE	µg/L
Nitrate as nitrogen	52,000		■		2	GE	51,000		■		2	GE	µg/L
pH	5.4	J	■	●	0	GE	5.4	J	■	●	0	GE	pH

Common Laboratory Contaminants

Parameter	1Q93	Mod	GP	H	Flag	Lab	2Q93	Mod	GP	H	Flag	Lab	Unit
Bis (2-ethylhexyl) phthalate	<10	J6		●	0	GE	<10	J1			0	GE	µg/L
Methylene chloride	<1.0				0	GE	<1.0				0	GE	µg/L

Note: See Appendix B for flagging criteria.
● = exceeded holding time.
■ = exceeded groundwater protection standard.

WELL FSB104C (cont.)

Radiological Indicator Parameters

Parameter	1Q93	Mod	GP	H	Flag	Lab	2Q93	Mod	GP	H	Flag	Lab	Unit
Gross alpha	< 2.0E+00				0	GE	2.2E+00				0	GE	pCi/L
Nonvolatile beta	5.1E+01		■		2	GE	2.3E+01				0	GE	pCi/L

Measured Radionuclides

Parameter	1Q93	Mod	GP	H	Flag	Lab	2Q93	Mod	GP	H	Flag	Lab	Unit
Actinium-228							< 3.0E+01				0	GP	pCi/L
Americium-241	< 1.0E+00				0	CN	< 1.0E+00				0	GP	pCi/L
Cesium-137	< 1.0E+01				0	CN	< 1.0E+01				0	GP	pCi/L
Cobalt-60	< 1.2E+01				0	CN	< 1.0E+01				0	GP	pCi/L
Curium-242	< 1.0E+00				0	CN	< 1.0E+00				0	GP	pCi/L
Curium-243/244	< 1.0E+00				0	CN	< 1.0E+00				0	GP	pCi/L
Curium-245/246							< 1.0E+00				0	GP	pCi/L
Iodine-129	3.4E+00		■		2	CN	9.4E+00		■		2	GP	pCi/L
Plutonium-238	< 1.0E+00				0	CN	< 1.0E+00				0	GP	pCi/L
Plutonium-239/240	< 1.0E+00				0	CN	< 1.0E+00				0	GP	pCi/L
Radium-226	< 1.0E+00				0	CN	< 1.0E+00				0	GP	pCi/L
Radium-228	< 1.0E+00				0	CN	2.9E+00				0	GP	pCi/L
Strontium-89	< 2.0E+00				0	CN	< 2.0E+00				0	GP	pCi/L
Strontium-90	< 2.0E+00				0	CN	2.1E+00				0	GP	pCi/L
Technetium-99	1.6E+03		■		2	CN	2.9E+03		■		2	GP	pCi/L
Thorium-228	< 1.0E+00				0	CN	< 1.0E+00				0	GP	pCi/L
Thorium-230	< 1.0E+00				0	CN	< 1.0E+00				0	GP	pCi/L
Thorium-232	< 1.0E+00				0	CN	< 1.0E+00				0	GP	pCi/L
Thorium-234							< 3.5E+02				0	GP	pCi/L
Tritium	1.3E+03		■		2	GE	1.2E+03		■		2	GE	pCi/mL
Uranium-233/234	< 1.0E+00				0	CN	< 1.0E+00				0	GP	pCi/L
Uranium-235	< 1.0E+00				0	CN	< 1.0E+00				0	GP	pCi/L
Uranium-238	< 1.0E+00				0	CN	< 1.0E+00				0	GP	pCi/L

Calculated Radionuclides

Parameter	1Q93	Mod	GP	H	Flag	Lab	2Q93	Mod	GP	H	Flag	Lab	Unit
Americium-243	< 3.0E-03	C			0		< 3.0E-03	C			0		pCi/L
Nickel-63	< 1.2E+01	C			0		< 1.0E+01	C			0		pCi/L
Plutonium-241	< 4.0E+00	C			0		< 4.0E+00	C			0		pCi/L
Plutonium-242	< 2.0E-05	C			0		< 2.0E-05	C			0		pCi/L

Note: See Appendix B for flagging criteria.
● = exceeded holding time.
■ = exceeded groundwater protection standard.

WELL FSB104D

SRS Coord.	Lat/Longitude	Screen Zone Elevation	Top of Casing	Casing	Pump	Formation
N73865.2 E49255.4	33.269506 °N 81.680579 °W	210.4-190.4 ft msl	219.2 ft msl	4" PVC	V	Water table (IIB_2)

SAMPLE DATE	02/21/93	05/11/93

FIELD DATA

Parameter	1Q93	2Q93	Unit
Water elevation	200	210	ft msl
pH	3.7	3.7	pH
Sp. conductance	709	710	µS/cm
Water temperature	17	17.8	°C
Alkalinity as $CaCO_3$	0	0	mg/L
Volume purged	3.2	2.7	well volumes

Hazardous Constituents (264.94, Table 1)

Parameter	1Q93	Mod	GP	H	Flag	Lab	2Q93	Mod	GP	H	Flag	Lab	Unit
Arsenic	<2.0				0	GE	<2.0				0	GE	µg/L
Barium	180				0	GE	180				0	GE	µg/L
Cadmium	4.6				1	GE	4.8				1	GE	µg/L
Chromium	<4.0				0	GE	<4.0				0	GE	µg/L
Lead	<3.0				0	GE	<3.0				0	GE	µg/L
Mercury	<0.20				0	GE	<0.20				0	GE	µg/L
Selenium	<2.0				0	GE	<2.0				0	GE	µg/L
Silver	<2.0				0	GE	<2.0				0	GE	µg/L

Hazardous Constituents (261 App. VIII/264 App. IX)

Parameter	1Q93	Mod	GP	H	Flag	Lab	2Q93	Mod	GP	H	Flag	Lab	Unit
Antimony	<2.0				0	GE	<2.0				0	GE	µg/L
Benzene	<1.0				0	GE	<1.0				0	GE	µg/L
Cobalt	30				1	GE	30				1	GE	µg/L
Copper	34				0	GE	38				0	GE	µg/L
Cyanide	<5.0				0	GE	<10				0	GE	µg/L
Nickel	15				0	GE	13				0	GE	µg/L
Phenols	<5.0				0	GE	<5.0				0	GE	µg/L
Tetrachloroethylene	<1.0				0	GE	<1.0				0	GE	µg/L
Thallium	<2.0				0	GE	<2.0	J1			0	GE	µg/L
Trichloroethylene	<1.0				0	GE	<1.0				0	GE	µg/L
Trichlorofluoromethane	<1.0				0	GE	<1.0				0	GE	µg/L
Vanadium	<8.0				0	GE	<8.0				0	GE	µg/L
Zinc	44		■		0	GE	46		■		0	GE	µg/L

Water Quality Indicator Parameters

Parameter	1Q93	Mod	GP	H	Flag	Lab	2Q93	Mod	GP	H	Flag	Lab	Unit
Aluminum	33,000		■		2	GE	33,000		■		2	GE	µg/L
Nitrate as nitrogen	82,000		■		2	GE	81,000		■		2	GE	µg/L
pH	3.7	J	■	●	1	GE	4.2	J	■	●	0	GE	pH

Common Laboratory Contaminants

Parameter	1Q93	Mod	GP	H	Flag	Lab	2Q93	Mod	GP	H	Flag	Lab	Unit
Bis (2-ethylhexyl) phthalate	<10	J1			0	GE	<10	J1			0	GE	µg/L
Methylene chloride	<1.0				0	GE	5.2		■		2	GE	µg/L

Note: See Appendix B for flagging criteria.
● = exceeded holding time.
■ = exceeded groundwater protection standard.

WELL FSB104D (cont.)

Radiological Indicator Parameters

Parameter	1Q93	Mod	GP	H	Flag	Lab	2Q93	Mod	GP	H	Flag	Lab	Unit
Gross alpha	7.0E+02		■		2	GE	5.4E+02		■		2	GE	pCi/L
Nonvolatile beta	5.7E+02		■		2	GE	6.3E+02		■		2	GE	pCi/L

Measured Radionuclides

Parameter	1Q93	Mod	GP	H	Flag	Lab	2Q93	Mod	GP	H	Flag	Lab	Unit
Actinium-228							<3.0E+01				0	GP	pCi/L
Americium-241	1.2E+01	3	■		2	CN	9.9E+00		■		2	GP	pCi/L
Cesium-137	<1.0E+01				0	CN	<1.0E+01				0	GP	pCi/L
Cobalt-60	<1.2E+01				0	CN	<1.0E+01				0	GP	pCi/L
Curium-242	1.7E+00	3			0	CN	<1.0E+00				0	GP	pCi/L
Curium-243/244	4.0E+00	3			0	CN	9.0E+00		■		2	GP	pCi/L
Curium-245/246							<1.0E+00				0	GP	pCi/L
Iodine-129	3.0E+01		■		2	CN	3.7E+00		■		2	GP	pCi/L
Plutonium-238	<1.0E+00				0	CN	<1.0E+00				0	GP	pCi/L
Plutonium-239/240	<1.0E+00				0	CN	<1.0E+00				0	GP	pCi/L
Radium-226	6.6E+00				0	CN	2.1E+01		■		2	GP	pCi/L
Radium-228	1.2E+02		■		2	CN	1.1E+01	R			1	GP	pCi/L
Strontium-89		R4			0	CN	3.1E+01		■		2	GP	pCi/L
Strontium-90		R4			0	CN	1.6E+02		■		2	GP	pCi/L
Technetium-99	5.3E+03	Y	■		2	CN	9.6E+03		■		2	GP	pCi/L
Thorium-228	<1.0E+00				0	CN	<1.0E+00				0	GP	pCi/L
Thorium-230	<1.0E+00				0	CN	1.2E+00				0	GP	pCi/L
Thorium-232	<1.0E+00				0	CN	<1.0E+00				0	GP	pCi/L
Thorium-234							3.9E+02				1	GP	pCi/L
Tritium	4.9E+03		■		2	GE	4.7E+03		■		2	GE	pCi/mL
Uranium-233/234	1.9E+02		■		2	CN	2.5E+02		■		2	GP	pCi/L
Uranium-235	9.6E+00				1	CN	1.2E+01				1	GP	pCi/L
Uranium-238	2.7E+02		■		2	CN	3.1E+02		■		2	GP	pCi/L

Calculated Radionuclides

Parameter	1Q93	Mod	GP	H	Flag	Lab	2Q93	Mod	GP	H	Flag	Lab	Unit
Americium-243	1.2E-02	C			0		2.7E-02	C			0		pCi/L
Nickel-63	<1.2E+01	C			0		<1.0E+01	C			0		pCi/L
Plutonium-241	<4.0E+00	C			0		<4.0E+00	C			0		pCi/L
Plutonium-242	<2.0E-05	C			0		<2.0E-05	C			0		pCi/L

Note: See Appendix B for flagging criteria.
● = exceeded holding time.
■ = exceeded groundwater protection standard.

WELL FSB105C

SRS Coord.	Lat/Longitude	Screen Zone Elevation	Top of Casing	Casing	Pump	Formation
N75234.2 E49828.0	33.273468 °N 81.681732 °W	151.5-141.5 ft msl	285.8 ft msl	4" PVC	V	Barnwell (IIB$_1$)

SAMPLE DATE	02/24/93	05/10/93

FIELD DATA

Parameter	1Q93	2Q93	Unit
Water elevation	210	210	ft msl
pH	3.6	3.6	pH
Sp. conductance	1565	1539	µS/cm
Water temperature	20.1	21.2	°C
Alkalinity as $CaCO_3$	0	0	mg/L
Volume purged	2.3	2.5	well volumes

Hazardous Constituents (264.94, Table 1)

Parameter	1Q93	Mod	GP	H	Flag	Lab	2Q93	Mod	GP	H	Flag	Lab	Unit
Arsenic	<2.0				0	GE	<2.0				0	GE	µg/L
Barium	240				0	GE	320				0	GE	µg/L
Cadmium	4.6				1	GE	6.3				2	GE	µg/L
Chromium	<4.0				0	GE	<4.0				0	GE	µg/L
Lead	<3.0				0	GE	<3.0				0	GE	µg/L
Mercury	<0.80	J		●	0	GE	<0.20				0	GE	µg/L
Selenium	<2.0				0	GE	<2.0				0	GE	µg/L
Silver	<2.0				0	GE	<2.0				0	GE	µg/L

Hazardous Constituents (261 App. VIII/264 App. IX)

Parameter	1Q93	Mod	GP	H	Flag	Lab	2Q93	Mod	GP	H	Flag	Lab	Unit
Antimony	<2.0				0	GE	<2.0				0	GE	µg/L
Benzene	<1.0				0	GE	<1.0	J6		●	0	GE	µg/L
Cobalt	180		■		2	GE	230		■		2	GE	µg/L
Copper	25				0	GE	32				0	GE	µg/L
Cyanide	<10				0	GE	<10				0	GE	µg/L
Nickel	27				0	GE	37				0	GE	µg/L
Phenols	<5.0				0	GE	<10				0	GE	µg/L
Tetrachloroethylene	<1.0				0	GE	<1.0	J6		●	0	GE	µg/L
Thallium	<2.0				0	GE	<2.0				0	GE	µg/L
Trichloroethylene	<1.0				0	GE	<1.0	J6		●	0	GE	µg/L
Trichlorofluoromethane	<1.0				0	GE	<1.0	J6		●	0	GE	µg/L
Vanadium	<8.0				0	GE	<8.0				0	GE	µg/L
Zinc	52		■		0	GE	69		■		0	GE	µg/L

Water Quality Indicator Parameters

Parameter	1Q93	Mod	GP	H	Flag	Lab	2Q93	Mod	GP	H	Flag	Lab	Unit
Aluminum	28,000		■		2	GE	38,000		■		2	GE	µg/L
Nitrate as nitrogen	200,000		■		2	GE	200,000		■		2	GE	µg/L
pH	3.5	J	■	●	1	GE	3.5	J	■	●	1	GE	pH

Common Laboratory Contaminants

Parameter	1Q93	Mod	GP	H	Flag	Lab	2Q93	Mod	GP	H	Flag	Lab	Unit
Bis (2-ethylhexyl) phthalate	<10	J1			0	GE	<10				0	GE	µg/L
Methylene chloride	<1.0				0	GE	<1.0	J6		●	0	GE	µg/L

Note: See Appendix B for flagging criteria.
● = exceeded holding time.
■ = exceeded groundwater protection standard.

WELL FSB105C (cont.)

Radiological Indicator Parameters

Parameter	1Q93	Mod	GP	H	Flag	Lab	2Q93	Mod	GP	H	Flag	Lab	Unit
Gross alpha	9.7E+02		■		2	GE	5.6E+02		■		2	GE	pCi/L
Nonvolatile beta	1.2E+03		■		2	GE	1.0E+03		■		2	GE	pCi/L

Measured Radionuclides

Parameter	1Q93	Mod	GP	H	Flag	Lab	2Q93	Mod	GP	H	Flag	Lab	Unit
Actinium-228							<3.0E+01				0	GP	pCi/L
Americium-241	3.1E+01	Y	■		2	CN	6.6E+01		■		2	GP	pCi/L
Cesium-137	<1.0E+01	Y			0	CN	<1.0E+01				0	GP	pCi/L
Cobalt-60	<1.2E+01	Y			0	CN	<1.0E+01				0	GP	pCi/L
Curium-242	<1.0E+00	Y			0	CN	<1.0E+00				0	GP	pCi/L
Curium-243/244	1.8E+01	Y	■		2	CN	8.1E+00				1	GP	pCi/L
Curium-245/246							3.5E+00				1	GP	pCi/L
Iodine-129	5.8E+01		■		2	CN	6.0E+01		■		2	GP	pCi/L
Plutonium-238	<1.0E+00	Y			0	CN	<1.0E+00				0	GP	pCi/L
Plutonium-239/240	<1.0E+00	Y			0	CN	<1.0E+00				0	GP	pCi/L
Radium-226	4.4E+01	Y	■		2	CN	1.3E+02		■		2	GP	pCi/L
Radium-228	3.7E+02	Y	■		2	CN	3.1E+01	V	■		2	GP	pCi/L
Strontium-89		RY4			0	CN	7.5E+01		■		2	GP	pCi/L
Strontium-90		RY4			0	CN	4.1E+02		■		2	GP	pCi/L
Technetium-99	7.2E+03		■		2	CN	1.9E+04		■		2	GP	pCi/L
Thorium-228	1.3E+01	Y			0	CN	1.3E+00				0	GP	pCi/L
Thorium-230	2.7E+00	Y			0	CN	<1.0E+00				0	GP	pCi/L
Thorium-232	<1.0E+00	Y			0	CN	<1.0E+00				0	GP	pCi/L
Thorium-234							6.5E+02		■		2	GP	pCi/L
Tritium	1.0E+04		■		2	GE	1.0E+04		■		2	GE	pCi/mL
Uranium-233/234	2.0E+02	Y	■		2	CN	2.6E+02		■		2	GP	pCi/L
Uranium-235	1.0E+01	Y			1	CN	1.0E+01				1	GP	pCi/L
Uranium-238	2.1E+02	Y	■		2	CN	2.8E+02		■		2	GP	pCi/L

Calculated Radionuclides

Parameter	1Q93	Mod	GP	H	Flag	Lab	2Q93	Mod	GP	H	Flag	Lab	Unit
Americium-243	5.4E-02	C			0		2.4E-02	C			0		pCi/L
Nickel-63	<1.2E+01	C			0		<1.0E+01	C			0		pCi/L
Plutonium-241	<4.0E+00	C			0		<4.0E+00	C			0		pCi/L
Plutonium-242	<2.0E-05	C			0		<2.0E-05	C			0		pCi/L

Note: See Appendix B for flagging criteria.
● = exceeded holding time.
■ = exceeded groundwater protection standard.

WELL FSB105DR

SRS Coord.	Lat/Longitude	Screen Zone Elevation	Top of Casing	Casing	Pump	Formation
N75258.1 E49841.0	33.273542 °N 81.681744 °W	208.6-188.5 ft msl	285.6 ft msl	4" PVC	V	Water table (IIB_2)

SAMPLE DATE 02/24/93 05/10/93

FIELD DATA

Parameter	1Q93	2Q93	Unit
Water elevation	210	210	ft msl
pH	3.3	3.4	pH
Sp. conductance	2290	2200	µS/cm
Water temperature	19.9	21.3	°C
Alkalinity as $CaCO_3$	0	0	mg/L
Volume purged	3.5	3.6	well volumes

Hazardous Constituents (264.94, Table 1)

Parameter	1Q93	Mod	GP	H	Flag	Lab	2Q93	Mod	GP	H	Flag	Lab	Unit
Arsenic	<2.0				0	GE	<2.0				0	GE	µg/L
Barium	1,700		■		1	GE	1,800		■		1	GE	µg/L
Cadmium	4.1				1	GE	4.5				1	GE	µg/L
Chromium	<4.0				0	GE	<4.0				0	GE	µg/L
Lead	<3.0				0	GE	<3.0				0	GE	µg/L
Mercury	<0.22	J		●	0	GE	<0.20				0	GE	µg/L
Selenium	<2.0				0	GE	<2.0				0	GE	µg/L
Silver	<2.0				0	GE	<2.0				0	GE	µg/L

Hazardous Constituents (261 App. VIII/264 App. IX)

Parameter	1Q93	Mod	GP	H	Flag	Lab	2Q93	Mod	GP	H	Flag	Lab	Unit
Antimony	<2.0				0	GE	<2.0				0	GE	µg/L
Benzene	<1.0				0	GE	<1.0				0	GE	µg/L
Cobalt	460		■		2	GE	460		■		2	GE	µg/L
Copper	95		■		0	GE	110		■		0	GE	µg/L
Cyanide	<10				0	GE	<10				0	GE	µg/L
Nickel	83		■		1	GE	85		■		1	GE	µg/L
Phenols	<5.0				0	GE	<5.0				0	GE	µg/L
Tetrachloroethylene	<1.0				0	GE	<1.0				0	GE	µg/L
Thallium	<2.0				0	GE	<2.0				0	GE	µg/L
Trichloroethylene	<1.0				0	GE	<1.0				0	GE	µg/L
Trichlorofluoromethane	<1.0				0	GE	<1.0				0	GE	µg/L
Vanadium	<8.0				0	GE	<8.0				0	GE	µg/L
Zinc	100		■		0	GE	100		■		0	GE	µg/L

Water Quality Indicator Parameters

Parameter	1Q93	Mod	GP	H	Flag	Lab	2Q93	Mod	GP	H	Flag	Lab	Unit
Aluminum	66,000		■		2	GE	66,000		■		2	GE	µg/L
Nitrate as nitrogen	310,000		■		2	GE	300,000		■		2	GE	µg/L
pH	3.4	J	■	●	1	GE	3.8	J	■	●	1	GE	pH

Common Laboratory Contaminants

Parameter	1Q93	Mod	GP	H	Flag	Lab	2Q93	Mod	GP	H	Flag	Lab	Unit
Bis (2-ethylhexyl) phthalate	<10	J1			0	GE	<10				0	GE	µg/L
Methylene chloride	<1.0				0	GE	3.9				1	GE	µg/L

Note: See Appendix B for flagging criteria.
● = exceeded holding time.
■ = exceeded groundwater protection standard.

WELL FSB105DR (cont.)

Radiological Indicator Parameters

Parameter	1Q93	Mod	GP	H	Flag	Lab	2Q93	Mod	GP	H	Flag	Lab	Unit
Gross alpha	3.3E+03		■		2	GE	2.8E+03		■		2	GE	pCi/L
Nonvolatile beta	1.5E+03		■		2	GE	1.5E+03		■		2	GE	pCi/L

Measured Radionuclides

Parameter	1Q93	Mod	GP	H	Flag	Lab	2Q93	Mod	GP	H	Flag	Lab	Unit
Actinium-228							<3.0E+01				0	GP	pCi/L
Americium-241	4.0E+01	Y	■		2	CN	3.4E+01		■		2	GP	pCi/L
Cesium-137	<1.0E+01	Y			0	CN	<1.0E+01				0	GP	pCi/L
Cobalt-60	<1.2E+01	Y			0	CN	<1.0E+01				0	GP	pCi/L
Curium-242	<1.0E+00	Y			0	CN	<1.0E+00				0	GP	pCi/L
Curium-243/244	3.1E+01	Y	■		2	CN	3.4E+01		■		2	GP	pCi/L
Curium-245/246							3.4E+01		■		2	GP	pCi/L
Iodine-129	1.2E+02		■		2	CN	9.6E+01		■		2	GP	pCi/L
Plutonium-238	<1.0E+00	Y			0	CN	<1.0E+00				0	GP	pCi/L
Plutonium-239/240	<1.0E+00	Y			0	CN	<1.0E+00				0	GP	pCi/L
Radium-226		R4Y			0	CN	2.4E+01		■		2	GP	pCi/L
Radium-228		R4Y			0	CN	9.1E+01	V	■		2	GP	pCi/L
Strontium-89		RY4			0	CN	<2.0E+00				0	GP	pCi/L
Strontium-90		RY4			0	CN	3.3E+02		■		2	GP	pCi/L
Technetium-99	1.2E+04		■		2	CN	3.2E+04		■		2	GP	pCi/L
Thorium-228	1.4E+01	Y			0	CN	4.7E+00				0	GP	pCi/L
Thorium-230	1.9E+00	Y			0	CN	<1.0E+00				0	GP	pCi/L
Thorium-232	<1.0E+00	Y			0	CN	<1.0E+00				0	GP	pCi/L
Thorium-234							1.6E+03		■		2	GP	pCi/L
Tritium	1.7E+04		■		2	GE	1.6E+04		■		2	GE	pCi/mL
Uranium-233/234	1.1E+03	Y3	■		2	CN	1.1E+03		■		2	GP	pCi/L
Uranium-235	6.9E+01	Y3	■		2	CN	6.5E+01		■		2	GP	pCi/L
Uranium-238	1.4E+03	Y3	■		2	CN	1.5E+03		■		2	GP	pCi/L

Calculated Radionuclides

Parameter	1Q93	Mod	GP	H	Flag	Lab	2Q93	Mod	GP	H	Flag	Lab	Unit
Americium-243	9.3E-02	C			0		1.0E-01	C			0		pCi/L
Nickel-63	<1.2E+01	C			0		<1.0E+01	C			0		pCi/L
Plutonium-241	<4.0E+00	C			0		<4.0E+00	C			0		pCi/L
Plutonium-242	<2.0E-05	C			0		<2.0E-05	C			0		pCi/L

Note: See Appendix B for flagging criteria.
● = exceeded holding time.
■ = exceeded groundwater protection standard.

WELL FSB106C

SRS Coord.	Lat/Longitude	Screen Zone Elevation	Top of Casing	Casing	Pump	Formation
N74190.1 E50651.3	33.272503 °N 81.677536 °W	166.0-156.0 ft msl	235.1 ft msl	4" PVC	V	Barnwell (IIB$_1$)

SAMPLE DATE	02/24/93	05/09/93

FIELD DATA

Parameter	1Q93	2Q93	Unit
Water elevation	200	200	ft msl
pH	5.7	5.5	pH
Sp. conductance	557	543	µS/cm
Water temperature	18.5	19.6	°C
Alkalinity as $CaCO_3$	9	7	mg/L
Volume purged	2.4	2.9	well volumes

Hazardous Constituents (264.94, Table 1)

Parameter	1Q93	Mod	GP	H	Flag	Lab	2Q93	Mod	GP	H	Flag	Lab	Unit
Arsenic	<2.0				0	GE	<2.0				0	GE	µg/L
Barium	50				0	GE	98				0	GE	µg/L
Cadmium	5.4				2	GE	7.0				2	GE	µg/L
Chromium	<4.0				0	GE	<4.0				0	GE	µg/L
Lead	<3.0				0	GE	<3.0				0	GE	µg/L
Mercury	<1.2	J		●	0	GE	0.58				0	GE	µg/L
Selenium	<2.0				0	GE	<2.0				0	GE	µg/L
Silver	<2.0				0	GE	<2.0				0	GE	µg/L

Hazardous Constituents (261 App. VIII/264 App. IX)

Parameter	1Q93	Mod	GP	H	Flag	Lab	2Q93	Mod	GP	H	Flag	Lab	Unit
Antimony	<2.0				0	GE	<2.0				0	GE	µg/L
Benzene	<1.0				0	GE	<1.0				0	GE	µg/L
Cobalt	26				1	GE	40				2	GE	µg/L
Copper	<4.0				0	GE	<4.0				0	GE	µg/L
Cyanide	<10				0	GE	<5.0				0	GE	µg/L
Nickel	8.0				0	GE	11				0	GE	µg/L
Phenols	<5.0				0	GE	<5.0				0	GE	µg/L
Tetrachloroethylene	<1.0				0	GE	<1.0				0	GE	µg/L
Thallium	<2.0				0	GE	<2.0				0	GE	µg/L
Trichloroethylene	1.2				0	GE	1.4				0	GE	µg/L
Trichlorofluoromethane	<1.0				0	GE	<1.0				0	GE	µg/L
Vanadium	<8.0				0	GE	<8.0				0	GE	µg/L
Zinc	17				0	GE	22		■		0	GE	µg/L

Water Quality Indicator Parameters

Parameter	1Q93	Mod	GP	H	Flag	Lab	2Q93	Mod	GP	H	Flag	Lab	Unit
Aluminum	2,400		■		2	GE	2,800		■		2	GE	µg/L
Nitrate as nitrogen	72,000		■		2	GE	80,000		■		2	GE	µg/L
pH	5.7	J	■	●	0	GE	5.7	J	■	●	0	GE	pH

Common Laboratory Contaminants

Parameter	1Q93	Mod	GP	H	Flag	Lab	2Q93	Mod	GP	H	Flag	Lab	Unit
Bis (2-ethylhexyl) phthalate	<10	J1			0	GE	<10				0	GE	µg/L
Methylene chloride	<1.0				0	GE	1.8				0	GE	µg/L

Note: See Appendix B for flagging criteria.
● = exceeded holding time.
■ = exceeded groundwater protection standard.

WELL FSB106C (cont.)

Radiological Indicator Parameters

Parameter	1Q93	Mod	GP	H	Flag	Lab	2Q93	Mod	GP	H	Flag	Lab	Unit
Gross alpha	1.1E+02		■		2	GE	2.1E+01		■		2	GE	pCi/L
Nonvolatile beta	1.1E+03		■		2	GE	1.1E+03		■		2	GE	pCi/L

Measured Radionuclides

Parameter	1Q93	Mod	GP	H	Flag	Lab	2Q93	Mod	GP	H	Flag	Lab	Unit
Actinium-228							<3.0E+01				0	GP	pCi/L
Americium-241	<1.0E+00	Y			0	CN	<1.0E+00				0	GP	pCi/L
Cesium-137	<1.0E+01	Y			0	CN	<1.0E+01				0	GP	pCi/L
Cobalt-60	<1.2E+01	Y			0	CN	<1.0E+01				0	GP	pCi/L
Curium-242	<1.0E+00	Y			0	CN	<1.0E+00				0	GP	pCi/L
Curium-243/244	<1.0E+00	Y			0	CN	<1.0E+00				0	GP	pCi/L
Curium-245/246							<1.0E+00				0	GP	pCi/L
Iodine-129	9.0E+01		■		2	CN	6.7E+01		■		2	GP	pCi/L
Plutonium-238	<1.0E+00	Y			0	CN	<1.0E+00				0	GP	pCi/L
Plutonium-239/240	<1.0E+00	Y			0	CN	<1.0E+00				0	GP	pCi/L
Radium-226	1.7E+01	Y			1	CN	3.8E+00				0	GP	pCi/L
Radium-228	4.5E+02	Y	■		2	CN	1.3E+01				1	GP	pCi/L
Strontium-89		RY4			0	CN	<2.0E+00				0	GP	pCi/L
Strontium-90		RY4			0	CN	4.1E+02		■		2	GP	pCi/L
Technetium-99	1.5E+03		■		2	CN	4.2E+03		■		2	GP	pCi/L
Thorium-228	<1.0E+00	Y			0	CN	<1.0E+00				0	GP	pCi/L
Thorium-230	<1.0E+00	Y			0	CN	<1.0E+00				0	GP	pCi/L
Thorium-232	<1.0E+00	Y			0	CN	<1.0E+00				0	GP	pCi/L
Thorium-234							<3.5E+02				0	GP	pCi/L
Tritium	1.9E+03		■		2	GE	1.8E+03		■		2	GE	pCi/mL
Uranium-233/234	2.1E+00	Y			0	CN	<1.0E+00				0	GP	pCi/L
Uranium-235	<1.0E+00	Y			0	CN	<1.0E+00				0	GP	pCi/L
Uranium-238	2.5E+00	Y			0	CN	<1.0E+00				0	GP	pCi/L

Calculated Radionuclides

Parameter	1Q93	Mod	GP	H	Flag	Lab	2Q93	Mod	GP	H	Flag	Lab	Unit
Americium-243	<3.0E-03	C			0		<3.0E-03	C			0		pCi/L
Nickel-63	<1.2E+01	C			0		<1.0E+01	C			0		pCi/L
Plutonium-241	<4.0E+00	C			0		<4.0E+00	C			0		pCi/L
Plutonium-242	<2.0E-05	C			0		<2.0E-05	C			0		pCi/L

Note: See Appendix B for flagging criteria.
● = exceeded holding time.
■ = exceeded groundwater protection standard.

WELL FSB106D

SRS Coord.	Lat/Longitude	Screen Zone Elevation	Top of Casing	Casing	Pump	Formation
N74193.0 E50636.8	33.272485 °N 81.67758 °W	222.9-202.9 ft msl	234.9 ft msl	4" PVC	S	Water table (IIB_2)

SAMPLE DATE	02/25/93	05/09/93

FIELD DATA

Parameter	1Q93	2Q93	Unit
Water elevation	210	210	ft msl
pH	6.5	6.4	pH
Sp. conductance	130	135	µS/cm
Water temperature	14	20.9	°C
Alkalinity as $CaCO_3$	40	56	mg/L
Volume purged	0.64	0.56	well volumes

Hazardous Constituents (264.94, Table 1)

Parameter	1Q93	Mod	GP	H	Flag	Lab	2Q93	Mod	GP	H	Flag	Lab	Unit
Arsenic	<2.0				0	GE	<2.0				0	GE	µg/L
Barium	19				0	GE	18				0	GE	µg/L
Cadmium	<2.0				0	GE	<2.0				0	GE	µg/L
Chromium	<4.0				0	GE	<4.0				0	GE	µg/L
Lead	53		■		2	GE	40				2	GE	µg/L
Mercury	<0.20				0	GE	<0.20				0	GE	µg/L
Selenium	<2.0				0	GE	<2.0	J1			0	GE	µg/L
Silver	<2.0				0	GE	<2.0				0	GE	µg/L

Hazardous Constituents (261 App. VIII/264 App. IX)

Parameter	1Q93	Mod	GP	H	Flag	Lab	2Q93	Mod	GP	H	Flag	Lab	Unit
Antimony	<2.0				0	GE	<2.0	J1			0	GE	µg/L
Benzene	<1.0				0	GE	<1.0				0	GE	µg/L
Cobalt	<4.0				0	GE	<4.0				0	GE	µg/L
Copper	60				0	GE	110		■		0	GE	µg/L
Cyanide	<5.0				0	GE	<5.0				0	GE	µg/L
Nickel	87		■		1	GE	44				0	GE	µg/L
Phenols	<5.0				0	GE	<5.0				0	GE	µg/L
Tetrachloroethylene	<1.0				0	GE	<1.0				0	GE	µg/L
Thallium	<2.0				0	GE	<2.0				0	GE	µg/L
Trichloroethylene	<1.0				0	GE	<1.0				0	GE	µg/L
Trichlorofluoromethane	<1.0				0	GE	<1.0				0	GE	µg/L
Vanadium	<8.0				0	GE	<8.0				0	GE	µg/L
Zinc	1,500	J2	■		0	GE	2,500		■		0	GE	µg/L

Water Quality Indicator Parameters

Parameter	1Q93	Mod	GP	H	Flag	Lab	2Q93	Mod	GP	H	Flag	Lab	Unit
Aluminum	77		■		2	GE	36				1	GE	µg/L
Nitrate as nitrogen	620				0	GE	410				0	GE	µg/L
pH	6.6	J	■	●	0	GE	6.7	J	■	●	0	GE	pH

Common Laboratory Contaminants

Parameter	1Q93	Mod	GP	H	Flag	Lab	2Q93	Mod	GP	H	Flag	Lab	Unit
Bis (2-ethylhexyl) phthalate	<10	J1			0	GE	<10	J1			0	GE	µg/L
Methylene chloride	<1.0				0	GE	1.0				0	GE	µg/L

Note: See Appendix B for flagging criteria.
● = exceeded holding time.
■ = exceeded groundwater protection standard.

WELL FSB106D (cont.)

Radiological Indicator Parameters

Parameter	1Q93	Mod	GP	H	Flag	Lab	2Q93	Mod	GP	H	Flag	Lab	Unit
Gross alpha	< 2.0E+00				0	GE	< 2.0E+00				0	GE	pCi/L
Nonvolatile beta	< 2.0E+00				0	GE	3.1E+00				0	GE	pCi/L

Measured Radionuclides

Parameter	1Q93	Mod	GP	H	Flag	Lab	2Q93	Mod	GP	H	Flag	Lab	Unit
Actinium-228							< 3.0E+01				0	GP	pCi/L
Americium-241													
Cesium-137							< 1.0E+01				0	GP	pCi/L
Cobalt-60							< 1.0E+01				0	GP	pCi/L
Curium-242													
Curium-243/244													
Curium-245/246													
Iodine-129													
Plutonium-238													
Plutonium-239/240													
Radium-226							< 1.0E+00				0	GP	pCi/L
Radium-228							< 1.0E+00				0	GP	pCi/L
Strontium-89							< 2.0E+00				0	GP	pCi/L
Strontium-90							< 2.0E+00				0	GP	pCi/L
Technetium-99													
Thorium-228													
Thorium-230													
Thorium-232													
Thorium-234							4.5E+02		■		2	GP	pCi/L
Tritium	1.5E+01				1	GE	1.2E+01				1	GE	pCi/mL
Uranium-233/234													
Uranium-235													
Uranium-238													

Calculated Radionuclides

Parameter	1Q93	Mod	GP	H	Flag	Lab	2Q93	Mod	GP	H	Flag	Lab	Unit
Americium-243					0						0		
Nickel-63					0		< 1.0E+01	C			0		pCi/L
Plutonium-241					0						0		
Plutonium-242					0						0		

Note: See Appendix B for flagging criteria.
● = exceeded holding time.
■ = exceeded groundwater protection standard.

WELL FSB107C

SRS Coord.	Lat/Longitude	Screen Zone Elevation	Top of Casing	Casing	Pump	Formation
N75184.0 E51158.1	33.275528 °N 81.678133 °W	160.8-150.8 ft msl	270.9 ft msl	4" PVC	S	Barnwell (IIB$_1$)

SAMPLE DATE	02/24/93	05/07/93

FIELD DATA

Parameter	1Q93	2Q93	Unit
Water elevation	210	210	ft msl
pH	6.9	6.5	pH
Sp. conductance	203	202	µS/cm
Water temperature	18.7	20	°C
Alkalinity as $CaCO_3$	44	58	mg/L
Volume purged	2.8	3.0	well volumes

Hazardous Constituents (264.94, Table 1)

Parameter	1Q93	Mod	GP	H	Flag	Lab	2Q93	Mod	GP	H	Flag	Lab	Unit
Arsenic	<2.0				0	GE	<2.0				0	GE	µg/L
Barium	40				0	GE	41				0	GE	µg/L
Cadmium	<2.0				0	GE	<2.0				0	GE	µg/L
Chromium	<4.0				0	GE	<4.0				0	GE	µg/L
Lead	<3.0				0	GE	<3.0				0	GE	µg/L
Mercury	<0.20				0	GE	<0.20				0	GE	µg/L
Selenium	<2.0				0	GE	<2.0	J1			0	GE	µg/L
Silver	<2.0				0	GE	<2.0				0	GE	µg/L

Hazardous Constituents (261 App. VIII/264 App. IX)

Parameter	1Q93	Mod	GP	H	Flag	Lab	2Q93	Mod	GP	H	Flag	Lab	Unit
Antimony	<2.0				0	GE	<2.0	J1			0	GE	µg/L
Benzene	<1.0				0	GE	<1.0				0	GE	µg/L
Cobalt	<4.0				0	GE	<4.0				0	GE	µg/L
Copper	<4.0				0	GE	<4.0				0	GE	µg/L
Cyanide	<5.0				0	GE	<5.0				0	GE	µg/L
Nickel	<4.0				0	GE	4.2				0	GE	µg/L
Phenols	<5.0				0	GE	<5.0				0	GE	µg/L
Tetrachloroethylene	1.6				0	GE	1.5				0	GE	µg/L
Thallium	<2.0				0	GE	<2.0				0	GE	µg/L
Trichloroethylene	1.7				0	GE	2.0				0	GE	µg/L
Trichlorofluoromethane	4.3				0	GE	4.8				0	GE	µg/L
Vanadium	<8.0				0	GE	<8.0				0	GE	µg/L
Zinc	7.5	J2			0	GE	8.8				0	GE	µg/L

Water Quality Indicator Parameters

Parameter	1Q93	Mod	GP	H	Flag	Lab	2Q93	Mod	GP	H	Flag	Lab	Unit
Aluminum	21				0	GE	<20				0	GE	µg/L
Nitrate as nitrogen	8,400				1	GE	9,600				1	GE	µg/L
pH	6.9	J		●	0	GE	6.8	J	■	●	0	GE	pH

Common Laboratory Contaminants

Parameter	1Q93	Mod	GP	H	Flag	Lab	2Q93	Mod	GP	H	Flag	Lab	Unit
Bis (2-ethylhexyl) phthalate	<10	J1			0	GE	<10	J1			0	GE	µg/L
Methylene chloride	<1.0				0	GE	<1.0				0	GE	µg/L

Note: See Appendix B for flagging criteria.
● = exceeded holding time.
■ = exceeded groundwater protection standard.

WELL FSB107C (cont.)

Radiological Indicator Parameters

Parameter	1Q93	Mod	GP	H	Flag	Lab	2Q93	Mod	GP	H	Flag	Lab	Unit
Gross alpha	<2.0E+00				0	GE	2.3E+00				0	GE	pCi/L
Nonvolatile beta	6.6E+01		■		2	GE	6.4E+01		■		2	GE	pCi/L

Measured Radionuclides

Parameter	1Q93	Mod	GP	H	Flag	Lab	2Q93	Mod	GP	H	Flag	Lab	Unit
Actinium-228							<3.0E+01				0	GP	pCi/L
Americium-241	<1.0E+00	Y			0	CN	<1.0E+00				0	GP	pCi/L
Cesium-137	<1.0E+01	Y			0	CN	<1.0E+01				0	GP	pCi/L
Cobalt-60	<1.2E+01	Y			0	CN	<1.0E+01				0	GP	pCi/L
Curium-242	<1.0E+00	Y			0	CN	<1.0E+00				0	GP	pCi/L
Curium-243/244	<1.0E+00	Y			0	CN	<1.0E+00				0	GP	pCi/L
Curium-245/246							<1.0E+00				0	GP	pCi/L
Iodine-129	2.1E+00		■		2	CN	<2.0E+00				0	GP	pCi/L
Plutonium-238	<1.0E+00	Y			0	CN	<1.0E+00				0	GP	pCi/L
Plutonium-239/240	<1.0E+00	Y			0	CN	<1.0E+00				0	GP	pCi/L
Radium-226	<1.0E+00	Y			0	CN	<1.0E+00				0	GP	pCi/L
Radium-228	1.1E+01	Y			1	CN	4.7E+00				0	GP	pCi/L
Strontium-89	<2.0E+00	Y			0	CN	6.3E+00				0	GP	pCi/L
Strontium-90	2.4E+01	Y	■		2	CN	2.2E+01		■		2	GP	pCi/L
Technetium-99	<3.0E+02				0	CN	4.1E+02				0	GP	pCi/L
Thorium-228	<1.0E+00	Y			0	CN	<1.0E+00				0	GP	pCi/L
Thorium-230	<1.0E+00	Y			0	CN	<1.0E+00				0	GP	pCi/L
Thorium-232	<1.0E+00	Y			0	CN	<1.0E+00				0	GP	pCi/L
Thorium-234							<3.5E+02				0	GP	pCi/L
Tritium	1.8E+02		■		2	GE	1.9E+02		■		2	GE	pCi/mL
Uranium-233/234	<1.0E+00	Y			0	CN	<1.0E+00				0	GP	pCi/L
Uranium-235	<1.0E+00	Y			0	CN	<1.0E+00				0	GP	pCi/L
Uranium-238	<1.0E+00	Y			0	CN	<1.0E+00				0	GP	pCi/L

Calculated Radionuclides

Parameter	1Q93	Mod	GP	H	Flag	Lab	2Q93	Mod	GP	H	Flag	Lab	Unit
Americium-243	<3.0E-03	C			0		<3.0E-03	C			0		pCi/L
Nickel-63	<1.2E+01	C			0		<1.0E+01	C			0		pCi/L
Plutonium-241	<4.0E+00	C			0		<4.0E+00	C			0		pCi/L
Plutonium-242	<2.0E-05	C			0		<2.0E-05	C			0		pCi/L

Note: See Appendix B for flagging criteria.
● = exceeded holding time.
■ = exceeded groundwater protection standard.

WELL FSB107D

SRS Coord.	Lat/Longitude	Screen Zone Elevation	Top of Casing	Casing	Pump	Formation
N75177.2 E51149.8	33.275499 °N 81.678141 °W	220.9-200.9 ft msl	271 ft msl	4" PVC	V	Water table (IIB_2)

SAMPLE DATE	02/24/93	05/07/93

FIELD DATA

Parameter	1Q93	2Q93	Unit
Water elevation	220	220	ft msl
pH	4.4	4	pH
Sp. conductance	135	126	µS/cm
Water temperature	19.3	20.1	°C
Alkalinity as $CaCO_3$	0	0	mg/L
Volume purged	6.3	3.3	well volumes

Hazardous Constituents (264.94, Table 1)

Parameter	1Q93	Mod	GP	H	Flag	Lab	2Q93	Mod	GP	H	Flag	Lab	Unit
Arsenic	<2.0				0	GE	<2.0				0	GE	µg/L
Barium	32				0	GE	26				0	GE	µg/L
Cadmium	<2.0				0	GE	<2.0				0	GE	µg/L
Chromium	<4.0				0	GE	<4.0				0	GE	µg/L
Lead	<3.0				0	GE	<3.0				0	GE	µg/L
Mercury	1.0				1	GE	1.4				1	GE	µg/L
Selenium	<2.0				0	GE	<2.0	J1			0	GE	µg/L
Silver	<2.0				0	GE	<2.0				0	GE	µg/L

Hazardous Constituents (261 App. VIII/264 App. IX)

Parameter	1Q93	Mod	GP	H	Flag	Lab	2Q93	Mod	GP	H	Flag	Lab	Unit
Antimony	<2.0				0	GE	<2.0	J1			0	GE	µg/L
Benzene	<1.0				0	GE	<1.0				0	GE	µg/L
Cobalt	<4.0				0	GE	<4.0				0	GE	µg/L
Copper	6.8				0	GE	6.1				0	GE	µg/L
Cyanide	<5.0				0	GE	<5.0				0	GE	µg/L
Nickel	<4.0				0	GE	<4.0				0	GE	µg/L
Phenols	<5.0				0	GE	<5.0				0	GE	µg/L
Tetrachloroethylene	1.3				0	GE	<1.0				0	GE	µg/L
Thallium	<2.0				0	GE	<2.0				0	GE	µg/L
Trichloroethylene	<1.0				0	GE	<1.0				0	GE	µg/L
Trichlorofluoromethane	<1.0				0	GE	<1.0				0	GE	µg/L
Vanadium	<8.0				0	GE	<8.0				0	GE	µg/L
Zinc	4.0	J2			0	GE	5.7				0	GE	µg/L

Water Quality Indicator Parameters

Parameter	1Q93	Mod	GP	H	Flag	Lab	2Q93	Mod	GP	H	Flag	Lab	Unit
Aluminum	2,000		■		2	GE	1,400		■		2	GE	µg/L
Nitrate as nitrogen	11,000		■		2	GE	11,000		■		2	GE	µg/L
pH	4.0	J	■	●	0	GE	4.1	J	■	●	0	GE	pH

Common Laboratory Contaminants

Parameter	1Q93	Mod	GP	H	Flag	Lab	2Q93	Mod	GP	H	Flag	Lab	Unit
Bis (2-ethylhexyl) phthalate	<10	J1			0	GE	<10				0	GE	µg/L
Methylene chloride	<1.0				0	GE	<1.0				0	GE	µg/L

Note: See Appendix B for flagging criteria.
● = exceeded holding time.
■ = exceeded groundwater protection standard.

WELL FSB107D (cont.)

Radiological Indicator Parameters

Parameter	1Q93	Mod	GP	H	Flag	Lab	2Q93	Mod	GP	H	Flag	Lab	Unit
Gross alpha	1.2E+02		■		2	GE	9.9E+01		■		2	GE	pCi/L
Nonvolatile beta	1.5E+02		■		2	GE	1.1E+02		■		2	GE	pCi/L

Measured Radionuclides

Parameter	1Q93	Mod	GP	H	Flag	Lab	2Q93	Mod	GP	H	Flag	Lab	Unit
Actinium-228							<3.0E+01				0	GP	pCi/L
Americium-241	<1.0E+00	Y			0	CN	1.6E+00				0	GP	pCi/L
Cesium-137	<1.0E+01	Y			0	CN	<1.0E+01				0	GP	pCi/L
Cobalt-60	<1.2E+01	Y			0	CN	<1.0E+01				0	GP	pCi/L
Curium-242	<1.1E+00	Y3			0	CN	<1.0E+00				0	GP	pCi/L
Curium-243/244	<1.4E+00	Y3			0	CN	<1.0E+00				0	GP	pCi/L
Curium-245/246							<1.0E+00				0	GP	pCi/L
Iodine-129	2.9E+01		■		2	CN	1.9E+01		■		2	GP	pCi/L
Plutonium-238	<1.0E+00	Y			0	CN	<1.0E+00				0	GP	pCi/L
Plutonium-239/240	<1.0E+00	Y			0	CN	<1.0E+00				0	GP	pCi/L
Radium-226	1.8E+00	Y			0	CN	<1.0E+00				0	GP	pCi/L
Radium-228	3.2E+01	Y	■		2	CN	4.4E+00				0	GP	pCi/L
Strontium-89	4.4E+00	Y			0	CN	1.1E+01				1	GP	pCi/L
Strontium-90	4.6E+01	Y	■		2	CN	3.7E+01		■		2	GP	pCi/L
Technetium-99	<3.0E+02				0	CN	4.9E+02				1	GP	pCi/L
Thorium-228	<1.0E+00	Y			0	CN	<1.0E+00				0	GP	pCi/L
Thorium-230	1.7E+00	Y			0	CN	<1.0E+00				0	GP	pCi/L
Thorium-232	<1.0E+00	Y			0	CN	<1.0E+00				0	GP	pCi/L
Thorium-234							<3.5E+02				0	GP	pCi/L
Tritium	1.7E+02		■		2	GE	2.2E+02		■		2	GE	pCi/mL
Uranium-233/234	4.5E+01	Y	■		2	CN	3.9E+01		■		2	GP	pCi/L
Uranium-235	2.0E+00	Y			0	CN	1.7E+00				0	GP	pCi/L
Uranium-238	5.1E+01	Y	■		2	CN	4.8E+01		■		2	GP	pCi/L

Calculated Radionuclides

Parameter	1Q93	Mod	GP	H	Flag	Lab	2Q93	Mod	GP	H	Flag	Lab	Unit
Americium-243	<4.2E-03	C			0		<3.0E-03	C			0		pCi/L
Nickel-63	<1.2E+01	C			0		<1.0E+01	C			0		pCi/L
Plutonium-241	<4.0E+00	C			0		<4.0E+00	C			0		pCi/L
Plutonium-242	<2.0E-05	C			0		<2.0E-05	C			0		pCi/L

Note: See Appendix B for flagging criteria.
● = exceeded holding time.
■ = exceeded groundwater protection standard.

WELL FSB108D

SRS Coord.	Lat/Longitude	Screen Zone Elevation	Top of Casing	Casing	Pump	Formation
N76260.7 E51142.3	33.277883 °N 81.680266 °W	223.8-203.8 ft msl	298 ft msl	4" PVC	S	Water table (IIB_2)

SAMPLE DATE	03/11/93	06/07/93

FIELD DATA

Parameter	1Q93	2Q93	Unit
Water elevation	220	220	ft msl
pH	6	6.2	pH
Sp. conductance	65	57	µS/cm
Water temperature	18.5	22.3	°C
Alkalinity as $CaCO_3$	16	16	mg/L
Volume purged	0.98	1.0	well volumes

Hazardous Constituents (264.94, Table 1)

Parameter	1Q93	Mod	GP	H	Flag	Lab	2Q93	Mod	GP	H	Flag	Lab	Unit
Arsenic	<2.0	J1			0	GE	<2.0				0	GE	µg/L
Barium	16				0	GE	15				0	GE	µg/L
Cadmium	<2.0				0	GE	<2.0				0	GE	µg/L
Chromium	<4.0				0	GE	<4.0				0	GE	µg/L
Lead	24				2	GE	9.5				1	GE	µg/L
Mercury	<0.20				0	GE	<0.20				0	GE	µg/L
Selenium	<2.0	J1			0	GE	<2.0	J1			0	GE	µg/L
Silver	<2.0				0	GE	<2.0				0	GE	µg/L

Hazardous Constituents (261 App. VIII/264 App. IX)

Parameter	1Q93	Mod	GP	H	Flag	Lab	2Q93	Mod	GP	H	Flag	Lab	Unit
Antimony	<2.0				0	GE	<2.0				0	GE	µg/L
Benzene	<1.0				0	GE	<1.0				0	GE	µg/L
Cobalt	<4.0				0	GE	<4.0				0	GE	µg/L
Copper	5.9				0	GE	<4.0				0	GE	µg/L
Cyanide	<5.0				0	GE	<5.0				0	GE	µg/L
Nickel	12				0	GE	7.2				0	GE	µg/L
Phenols	<5.0				0	GE	<5.0				0	GE	µg/L
Tetrachloroethylene	<1.0				0	GE	<1.0				0	GE	µg/L
Thallium	<2.0				0	GE	<2.0				0	GE	µg/L
Trichloroethylene	<1.0				0	GE	<1.0				0	GE	µg/L
Trichlorofluoromethane	<1.0				0	GE	<1.0				0	GE	µg/L
Vanadium	<8.0				0	GE	<8.0				0	GE	µg/L
Zinc	110		■		0	GE	61		■		0	GE	µg/L

Water Quality Indicator Parameters

Parameter	1Q93	Mod	GP	H	Flag	Lab	2Q93	Mod	GP	H	Flag	Lab	Unit
Aluminum	440		■		2	GE	130		■		2	GE	µg/L
Nitrate as nitrogen	1,000				0	GE	1,100				0	GE	µg/L
pH	6.5	J	■	●	0	GE	6.5	J	■	●	0	GE	pH

Common Laboratory Contaminants

Parameter	1Q93	Mod	GP	H	Flag	Lab	2Q93	Mod	GP	H	Flag	Lab	Unit
Bis (2-ethylhexyl) phthalate	<10	J1			0	GE	<10	J1			0	GE	µg/L
Methylene chloride	1.2	JV			0	GE	1.3				0	GE	µg/L

Note: See Appendix B for flagging criteria.
● = exceeded holding time.
■ = exceeded groundwater protection standard.

WELL FSB108D (cont.)

Radiological Indicator Parameters

Parameter	1Q93	Mod	GP	H	Flag	Lab	2Q93	Mod	GP	H	Flag	Lab	Unit
Gross alpha	< 2.0E+00				0	GE	2.4E+00				0	GE	pCi/L
Nonvolatile beta	3.2E+00				0	GE	2.7E+00				0	GE	pCi/L

Measured Radionuclides

Parameter	1Q93	Mod	GP	H	Flag	Lab	2Q93	Mod	GP	H	Flag	Lab	Unit
Actinium-228							< 3.0E+01				0	GP	pCi/L
Americium-241	1.3E+00	J1		•	0	CN	< 1.0E+00				0	GP	pCi/L
Cesium-137	< 1.0E+01	Y			0	CN	< 1.0E+01				0	GP	pCi/L
Cobalt-60	< 1.0E+01				0	GP	< 1.0E+01				0	GP	pCi/L
Curium-242	< 1.0E+00	Y3			0	CN	< 1.0E+00				0	GP	pCi/L
Curium-243/244	< 1.0E+00				0	CN	< 1.0E+00				0	GP	pCi/L
Curium-245/246	< 1.0E+00				0	GP	< 1.0E+00				0	GP	pCi/L
Iodine-129	< 2.0E+00				0	CN	< 2.0E+00				0	GP	pCi/L
Plutonium-238	< 1.0E+00	Y			0	CN	< 1.0E+00				0	GP	pCi/L
Plutonium-239/240	< 1.0E+00	Y			0	CN	< 1.0E+00				0	GP	pCi/L
Radium-226	< 1.0E+00	Y			0	CN	1.1E+00				0	GP	pCi/L
Radium-228	4.9E+00				0	GP	< 1.0E+00				0	GP	pCi/L
Strontium-89	< 2.0E+00	Y			0	CN	< 2.0E+00				0	GP	pCi/L
Strontium-90	< 2.0E+00	Y			0	CN	< 2.0E+00				0	GP	pCi/L
Technetium-99	< 3.0E+02				0	CN	< 3.0E+02				0	GP	pCi/L
Thorium-228	< 1.0E+00	Y			0	CN	< 1.0E+00				0	GP	pCi/L
Thorium-230	< 1.0E+00	Y			0	CN	< 1.0E+00				0	GP	pCi/L
Thorium-232	< 1.0E+00	Y			0	CN	< 1.0E+00				0	GP	pCi/L
Thorium-234							< 3.5E+02				0	GP	pCi/L
Tritium	1.3E+01				1	GE	1.2E+01				1	GE	pCi/mL
Uranium-233/234	< 1.0E+00				0	CN	< 1.0E+00				0	GP	pCi/L
Uranium-235	< 1.0E+00	Y			0	CN	< 1.0E+00				0	GP	pCi/L
Uranium-238	< 1.0E+00	Y			0	CN	< 1.0E+00				0	GP	pCi/L

Calculated Radionuclides

Parameter	1Q93	Mod	GP	H	Flag	Lab	2Q93	Mod	GP	H	Flag	Lab	Unit
Americium-243	< 3.0E-03	C			0		< 3.0E-03	C			0		pCi/L
Nickel-63	< 1.0E+01	C			0		< 1.0E+01	C			0		pCi/L
Plutonium-241	< 4.0E+00	C			0		< 4.0E+00	C			0		pCi/L
Plutonium-242	< 2.0E-05	C			0		< 2.0E-05	C			0		pCi/L

Note: See Appendix B for flagging criteria.
• = exceeded holding time.
■ = exceeded groundwater protection standard.

WELL FSB109D

SRS Coord.	Lat/Longitude	Screen Zone Elevation	Top of Casing	Casing	Pump	Formation
N75855.9 E50488.6	33.275921 °N 81.6812 °W	225.8-205.8 ft msl	293.1 ft msl	4" PVC	S	Water table (IIB_2)

SAMPLE DATE	02/25/93	05/07/93

FIELD DATA

Parameter	1Q93	2Q93	Unit
Water elevation	210	220	ft msl
pH	6	6.3	pH
Sp. conductance	52	58	µS/cm
Water temperature	16	23	°C
Alkalinity as $CaCO_3$	20	20	mg/L
Volume purged	1.2	1.00	well volumes

Hazardous Constituents (264.94, Table 1)

Parameter	1Q93	Mod	GP	H	Flag	Lab	2Q93	Mod	GP	H	Flag	Lab	Unit
Arsenic	<2.0				0	GE	<2.0				0	GE	µg/L
Barium	12				0	GE	10				0	GE	µg/L
Cadmium	<2.0				0	GE	<2.0				0	GE	µg/L
Chromium	<4.0				0	GE	<4.0				0	GE	µg/L
Lead	26				2	GE	13				1	GE	µg/L
Mercury	<0.20				0	GE	<0.20				0	GE	µg/L
Selenium	<2.0				0	GE	<2.0	J1			0	GE	µg/L
Silver	<2.0				0	GE	<2.0				0	GE	µg/L

Hazardous Constituents (261 App. VIII/264 App. IX)

Parameter	1Q93	Mod	GP	H	Flag	Lab	2Q93	Mod	GP	H	Flag	Lab	Unit
Antimony	<2.0				0	GE	<2.0	J1			0	GE	µg/L
Benzene	<1.0				0	GE	<1.0				0	GE	µg/L
Cobalt	<4.0				0	GE	<4.0				0	GE	µg/L
Copper	23				0	GE	16				0	GE	µg/L
Cyanide	<5.0				0	GE	<5.0				0	GE	µg/L
Nickel	<4.0				0	GE	5.5				0	GE	µg/L
Phenols	<5.0				0	GE	<5.0				0	GE	µg/L
Tetrachloroethylene	<1.0				0	GE	<1.0				0	GE	µg/L
Thallium	<2.0				0	GE	<2.0				0	GE	µg/L
Trichloroethylene	<1.0				0	GE	<1.0				0	GE	µg/L
Trichlorofluoromethane	<1.0				0	GE	<1.0				0	GE	µg/L
Vanadium	<8.0				0	GE	<8.0				0	GE	µg/L
Zinc	280	J2	■		0	GE	320		■		0	GE	µg/L

Water Quality Indicator Parameters

Parameter	1Q93	Mod	GP	H	Flag	Lab	2Q93	Mod	GP	H	Flag	Lab	Unit
Aluminum	56		■		2	GE	31				1	GE	µg/L
Nitrate as nitrogen	900				0	GE	1,100				0	GE	µg/L
pH	6.6	J	■	●	0	GE	6.6	J	■	●	0	GE	pH

Common Laboratory Contaminants

Parameter	1Q93	Mod	GP	H	Flag	Lab	2Q93	Mod	GP	H	Flag	Lab	Unit
Bis (2-ethylhexyl) phthalate	<10				0	GE	<10	J1			0	GE	µg/L
Methylene chloride	<1.0				0	GE	<1.0				0	GE	µg/L

Note: See Appendix B for flagging criteria.
● = exceeded holding time.
■ = exceeded groundwater protection standard.

WELL FSB109D (cont.)

Radiological Indicator Parameters

Parameter	1Q93	Mod	GP	H	Flag	Lab	2Q93	Mod	GP	H	Flag	Lab	Unit
Gross alpha	<2.0E+00				0	GE	2.8E+00				0	GE	pCi/L
Nonvolatile beta	2.8E+00				0	GE	3.4E+00				0	GE	pCi/L

Measured Radionuclides

Parameter	1Q93	Mod	GP	H	Flag	Lab	2Q93	Mod	GP	H	Flag	Lab	Unit
Actinium-228							<3.0E+01				0	GP	pCi/L
Americium-241	<1.0E+00	Y			0	CN	<1.0E+00				0	GP	pCi/L
Cesium-137	<1.0E+01	Y			0	CN	<1.0E+01				0	GP	pCi/L
Cobalt-60	<1.2E+01	Y			0	CN	<1.0E+01				0	GP	pCi/L
Curium-242	<1.0E+00	Y			0	CN	<1.0E+00				0	GP	pCi/L
Curium-243/244	<1.0E+00	Y			0	CN	<1.0E+00				0	GP	pCi/L
Curium-245/246							<1.0E+00				0	GP	pCi/L
Iodine-129	<2.0E+00				0	CN	<2.0E+00				0	GP	pCi/L
Plutonium-238	<1.0E+00	Y			0	CN	<1.0E+00				0	GP	pCi/L
Plutonium-239/240	<1.1E+00	Y3			0	CN	<1.0E+00				0	GP	pCi/L
Radium-226	<1.0E+00	Y			0	CN	<1.0E+00				0	GP	pCi/L
Radium-228	<1.0E+00	Y			0	CN	1.7E+00				0	GP	pCi/L
Strontium-89	<2.0E+00	Y			0	CN	<2.0E+00				0	GP	pCi/L
Strontium-90	<2.0E+00	Y			0	CN	<2.0E+00				0	GP	pCi/L
Technetium-99	<3.0E+02				0	CN	<3.0E+02				0	GP	pCi/L
Thorium-228	<1.0E+00	Y			0	CN	<1.0E+00				0	GP	pCi/L
Thorium-230	<1.0E+00	Y			0	CN	<1.0E+00				0	GP	pCi/L
Thorium-232	<1.0E+00	Y			0	CN	<1.0E+00				0	GP	pCi/L
Thorium-234							5.5E+02		■		2	GP	pCi/L
Tritium	1.9E+01				1	GE	1.9E+01				1	GE	pCi/mL
Uranium-233/234	<1.0E+00	Y			0	CN	<1.0E+00				0	GP	pCi/L
Uranium-235	<1.0E+00	Y			0	CN	<1.0E+00				0	GP	pCi/L
Uranium-238	<1.0E+00	Y			0	CN	<1.0E+00				0	GP	pCi/L

Calculated Radionuclides

Parameter	1Q93	Mod	GP	H	Flag	Lab	2Q93	Mod	GP	H	Flag	Lab	Unit
Americium-243	<3.0E-03	C			0		<3.0E-03	C			0		pCi/L
Nickel-63	<1.2E+01	C			0		<1.0E+01	C			0		pCi/L
Plutonium-241	<4.4E+00	C			0		<4.0E+00	C			0		pCi/L
Plutonium-242	<2.2E-05	C			0		<2.0E-05	C			0		pCi/L

Note: See Appendix B for flagging criteria.
● = exceeded holding time.
■ = exceeded groundwater protection standard.

WELL FSB110C

SRS Coord.	Lat/Longitude	Screen Zone Elevation	Top of Casing	Casing	Pump	Formation
N74190.7 E50150.6	33.271687 °N 81.678855 °W	147.2-137.2 ft msl	234.5 ft msl	4" PVC	S	Barnwell (IIB$_1$)

SAMPLE DATE 02/25/93 05/09/93

FIELD DATA

Parameter	1Q93	2Q93	Unit
Water elevation	200	200	ft msl
pH	6.4	6.1	pH
Sp. conductance	335	323	µS/cm
Water temperature	19.4	20.7	°C
Alkalinity as $CaCO_3$	14	11	mg/L
Volume purged	2.8	2.6	well volumes

Hazardous Constituents (264.94, Table 1)

Parameter	1Q93	Mod	GP	H	Flag	Lab	2Q93	Mod	GP	H	Flag	Lab	Unit
Arsenic	<2.0				0	GE	<2.0				0	GE	µg/L
Barium	75				0	GE	80				0	GE	µg/L
Cadmium	<2.0				0	GE	<2.0				0	GE	µg/L
Chromium	<4.0				0	GE	<4.0				0	GE	µg/L
Lead	<3.0				0	GE	<3.0				0	GE	µg/L
Mercury	<0.20	J		●	0	GE	<0.20				0	GE	µg/L
Selenium	<2.0				0	GE	<2.0				0	GE	µg/L
Silver	<2.0				0	GE	<2.0				0	GE	µg/L

Hazardous Constituents (261 App. VIII/264 App. IX)

Parameter	1Q93	Mod	GP	H	Flag	Lab	2Q93	Mod	GP	H	Flag	Lab	Unit
Antimony	<2.0				0	GE	<2.0				0	GE	µg/L
Benzene	<1.0				0	GE	<1.0				0	GE	µg/L
Cobalt	<4.0				0	GE	<4.0				0	GE	µg/L
Copper	<4.0				0	GE	<4.0				0	GE	µg/L
Cyanide	<5.0				0	GE	<5.0				0	GE	µg/L
Nickel	5.4				0	GE	6.5				0	GE	µg/L
Phenols	<5.0				0	GE	<5.0				0	GE	µg/L
Tetrachloroethylene	<1.0				0	GE	<1.0				0	GE	µg/L
Thallium	<2.0				0	GE	<2.0				0	GE	µg/L
Trichloroethylene	<1.0				0	GE	<1.0				0	GE	µg/L
Trichlorofluoromethane	<1.0				0	GE	<1.0				0	GE	µg/L
Vanadium	<8.0				0	GE	<8.0				0	GE	µg/L
Zinc	60		■		0	GE	54		■		0	GE	µg/L

Water Quality Indicator Parameters

Parameter	1Q93	Mod	GP	H	Flag	Lab	2Q93	Mod	GP	H	Flag	Lab	Unit
Aluminum	<20				0	GE	<20				0	GE	µg/L
Nitrate as nitrogen	37,000		■		2	GE	43,000		■		2	GE	µg/L
pH	6.5	J	■	●	0	GE	6.3	J	■	●	0	GE	pH

Common Laboratory Contaminants

Parameter	1Q93	Mod	GP	H	Flag	Lab	2Q93	Mod	GP	H	Flag	Lab	Unit
Bis (2-ethylhexyl) phthalate	<10	J1			0	GE	<10				0	GE	µg/L
Methylene chloride	<1.0				0	GE	1.9				0	GE	µg/L

Note: See Appendix B for flagging criteria.
● = exceeded holding time.
■ = exceeded groundwater protection standard.

WELL FSB110C (cont.)

Radiological Indicator Parameters

Parameter	1Q93	Mod	GP	H	Flag	Lab	2Q93	Mod	GP	H	Flag	Lab	Unit
Gross alpha	2.4E+00				0	GE	3.1E+00				0	GE	pCi/L
Nonvolatile beta	5.8E+01		■		2	GE	2.0E+01				0	GE	pCi/L

Measured Radionuclides

Parameter	1Q93	Mod	GP	H	Flag	Lab	2Q93	Mod	GP	H	Flag	Lab	Unit
Actinium-228							<3.0E+01				0	GP	pCi/L
Americium-241	<1.0E+00	Y			0	CN	<1.0E+00				0	GP	pCi/L
Cesium-137	<1.0E+01	Y			0	CN	<1.0E+01				0	GP	pCi/L
Cobalt-60	<1.2E+01	Y			0	CN	<1.0E+01				0	GP	pCi/L
Curium-242	<1.0E+00	Y			0	CN	<1.0E+00				0	GP	pCi/L
Curium-243/244	<1.0E+00	Y			0	CN	<1.0E+00				0	GP	pCi/L
Curium-245/246							<1.0E+00				0	GP	pCi/L
Iodine-129	6.7E+00		■		2	CN	5.9E+00		■		2	GP	pCi/L
Plutonium-238	<1.0E+00	Y			0	CN	<1.0E+00				0	GP	pCi/L
Plutonium-239/240	<1.0E+00	Y			0	CN	<1.0E+00				0	GP	pCi/L
Radium-226	<1.0E+00	Y			0	CN	<1.0E+00				0	GP	pCi/L
Radium-228	1.6E+00	Y			0	CN	2.1E+00				0	GP	pCi/L
Strontium-89	<2.0E+00	Y			0	CN	<2.0E+00				0	GP	pCi/L
Strontium-90	2.2E+00	Y			0	CN	<2.0E+00				0	GP	pCi/L
Technetium-99	1.1E+03		■		2	CN	2.0E+03		■		2	GP	pCi/L
Thorium-228	<1.0E+00	Y			0	CN	<1.0E+00				0	GP	pCi/L
Thorium-230	1.0E+00	Y			0	CN	<1.0E+00				0	GP	pCi/L
Thorium-232	<1.0E+00	Y			0	CN	<1.0E+00				0	GP	pCi/L
Thorium-234							<3.5E+02				0	GP	pCi/L
Tritium	8.8E+02		■		2	GE	8.5E+02		■		2	GE	pCi/mL
Uranium-233/234	<1.0E+00	Y			0	CN	<1.0E+00				0	GP	pCi/L
Uranium-235	<1.0E+00	Y			0	CN	<1.0E+00				0	GP	pCi/L
Uranium-238	<1.0E+00	Y			0	CN	<1.0E+00				0	GP	pCi/L

Calculated Radionuclides

Parameter	1Q93	Mod	GP	H	Flag	Lab	2Q93	Mod	GP	H	Flag	Lab	Unit
Americium-243	<3.0E-03	C			0		<3.0E-03	C			0		pCi/L
Nickel-63	<1.2E+01	C			0		<1.0E+01	C			0		pCi/L
Plutonium-241	<4.0E+00	C			0		<4.0E+00	C			0		pCi/L
Plutonium-242	<2.0E-05	C			0		<2.0E-05	C			0		pCi/L

Note: See Appendix B for flagging criteria.
● = exceeded holding time.
■ = exceeded groundwater protection standard.

WELL FSB110D

SRS Coord.	Lat/Longitude	Screen Zone Elevation	Top of Casing	Casing	Pump	Formation
N74193.3 E50141.6	33.271678 °N 81.678884 °W	211.1-191.1 ft msl	234.5 ft msl	4" PVC	V	Water table (IIB_2)

SAMPLE DATE	02/25/93	05/09/93

FIELD DATA

Parameter	1Q93	2Q93	Unit
Water elevation	210	210	ft msl
pH	3.3	3.3	pH
Sp. conductance	1973	1974	µS/cm
Water temperature	19.5	20.9	°C
Alkalinity as $CaCO_3$	0	0	mg/L
Volume purged	1.9	4.0	well volumes

Hazardous Constituents (264.94, Table 1)

Parameter	1Q93	Mod	GP	H	Flag	Lab	2Q93	Mod	GP	H	Flag	Lab	Unit
Arsenic	<2.0				0	GE	<2.0				0	GE	µg/L
Barium	85				0	GE	93				0	GE	µg/L
Cadmium	<2.0				0	GE	2.3				0	GE	µg/L
Chromium	4.1				0	GE	4.3				0	GE	µg/L
Lead	<3.0				0	GE	<3.0				0	GE	µg/L
Mercury	<0.20	J		●	0	GE	<0.20				0	GE	µg/L
Selenium	<2.0				0	GE	<2.0				0	GE	µg/L
Silver	<2.0				0	GE	<2.0				0	GE	µg/L

Hazardous Constituents (261 App. VIII/264 App. IX)

Parameter	1Q93	Mod	GP	H	Flag	Lab	2Q93	Mod	GP	H	Flag	Lab	Unit
Antimony	<2.0				0	GE	<2.0				0	GE	µg/L
Benzene	<1.0				0	GE	<1.0				0	GE	µg/L
Cobalt	8.0				0	GE	9.3				0	GE	µg/L
Copper	46				0	GE	46				0	GE	µg/L
Cyanide	<5.0				0	GE	<10				0	GE	µg/L
Nickel	21				0	GE	26				0	GE	µg/L
Phenols	<5.0				0	GE	<10				0	GE	µg/L
Tetrachloroethylene	<1.0				0	GE	<1.0				0	GE	µg/L
Thallium	<2.0				0	GE	<2.0				0	GE	µg/L
Trichloroethylene	<1.0				0	GE	<1.0				0	GE	µg/L
Trichlorofluoromethane	<1.0				0	GE	<1.0				0	GE	µg/L
Vanadium	<8.0				0	GE	<8.0				0	GE	µg/L
Zinc	63		■		0	GE	72		■		0	GE	µg/L

Water Quality Indicator Parameters

Parameter	1Q93	Mod	GP	H	Flag	Lab	2Q93	Mod	GP	H	Flag	Lab	Unit
Aluminum	52,000		■		2	GE	49,000		■		2	GE	µg/L
Nitrate as nitrogen	270,000		■		2	GE	280,000		■		2	GE	µg/L
pH	3.3	J	■	●	1	GE	3.3	J	■	●	1	GE	pH

Common Laboratory Contaminants

Parameter	1Q93	Mod	GP	H	Flag	Lab	2Q93	Mod	GP	H	Flag	Lab	Unit
Bis (2-ethylhexyl) phthalate	<10	J1			0	GE	<10				0	GE	µg/L
Methylene chloride	<1.0				0	GE	<1.0				0	GE	µg/L

Note: See Appendix B for flagging criteria.
● = exceeded holding time.
■ = exceeded groundwater protection standard.

WELL FSB110D (cont.)

Radiological Indicator Parameters

Parameter	1Q93	Mod	GP	H	Flag	Lab	2Q93	Mod	GP	H	Flag	Lab	Unit
Gross alpha	1.2E+03		■		2	GE	8.3E+02		■		2	GE	pCi/L
Nonvolatile beta	6.8E+02		■		2	GE	6.5E+02		■		2	GE	pCi/L

Measured Radionuclides

Parameter	1Q93	Mod	GP	H	Flag	Lab	2Q93	Mod	GP	H	Flag	Lab	Unit
Actinium-228							<3.0E+01				0	GP	pCi/L
Americium-241	4.2E+01	Y	■		2	CN	4.6E+01		■		2	GP	pCi/L
Cesium-137	<1.0E+01	Y			0	CN	<1.0E+01				0	GP	pCi/L
Cobalt-60	<1.2E+01	Y			0	CN	<1.0E+01				0	GP	pCi/L
Curium-242	<1.0E+00	Y			0	CN	<1.0E+00				0	GP	pCi/L
Curium-243/244	4.2E+01	Y	■		2	CN	8.2E+01		■		2	GP	pCi/L
Curium-245/246							4.8E+00				1	GP	pCi/L
Iodine-129	3.0E+02		■		2	CN	3.7E+02		■		2	GP	pCi/L
Plutonium-238	<1.0E+00	Y			0	CN	<1.0E+00				0	GP	pCi/L
Plutonium-239/240	<1.0E+00	Y			0	CN	<1.0E+00				0	GP	pCi/L
Radium-226	5.9E+00	Y			0	CN	1.0E+02		■		2	GP	pCi/L
Radium-228	1.7E+02	Y	■		2	CN	3.5E+01	V	■		2	GP	pCi/L
Strontium-89		RY4			0	CN	3.7E+01		■		2	GP	pCi/L
Strontium-90		RY4			0	CN	1.7E+02		■		2	GP	pCi/L
Technetium-99	1.7E+04		■		2	CN	2.9E+04		■		2	GP	pCi/L
Thorium-228	2.8E+00	Y			0	CN	1.2E+00				0	GP	pCi/L
Thorium-230	<1.0E+00	Y			0	CN	<1.0E+00				0	GP	pCi/L
Thorium-232	<1.0E+00	Y			0	CN	<1.0E+00				0	GP	pCi/L
Thorium-234							4.4E+02		■		2	GP	pCi/L
Tritium	1.6E+04		■		2	GE	1.5E+04		■		2	GE	pCi/mL
Uranium-233/234	1.3E+02	3Y	■		2	CN	2.0E+02		■		2	GP	pCi/L
Uranium-235	1.0E+01	3Y			1	CN	1.4E+01				1	GP	pCi/L
Uranium-238	4.0E+02	3Y	■		2	CN	5.9E+02		■		2	GP	pCi/L

Calculated Radionuclides

Parameter	1Q93	Mod	GP	H	Flag	Lab	2Q93	Mod	GP	H	Flag	Lab	Unit
Americium-243	1.3E-01	C			0		2.5E-01	C			0		pCi/L
Nickel-63	<1.2E+01	C			0		<1.0E+01	C			0		pCi/L
Plutonium-241	<4.0E+00	C			0		<4.0E+00	C			0		pCi/L
Plutonium-242	<2.0E-05	C			0		<2.0E-05	C			0		pCi/L

Note: See Appendix B for flagging criteria.
● = exceeded holding time.
■ = exceeded groundwater protection standard.

WELL FSB111C

SRS Coord.	Lat/Longitude	Screen Zone Elevation	Top of Casing	Casing	Pump	Formation
N75383.3 E51526.3	33.276569 °N 81.67755 °W	169.0-159.0 ft msl	276.3 ft msl	4" PVC	S	Barnwell (IIB$_1$)

SAMPLE DATE	02/24/93	05/11/93

FIELD DATA

Parameter	1Q93	2Q93	Unit
Water elevation	210	210	ft msl
pH	5.7	5.4	pH
Sp. conductance	57	55	µS/cm
Water temperature	18.5	19.7	°C
Alkalinity as $CaCO_3$	8	10	mg/L
Volume purged	3.8	4.5	well volumes

Hazardous Constituents (264.94, Table 1)

Parameter	1Q93	Mod	GP	H	Flag	Lab	2Q93	Mod	GP	H	Flag	Lab	Unit
Arsenic	<2.0				0	GE	<2.0				0	GE	µg/L
Barium	8.0				0	GE	7.9				0	GE	µg/L
Cadmium	<2.0				0	GE	<2.0				0	GE	µg/L
Chromium	<4.0				0	GE	<4.0				0	GE	µg/L
Lead	<3.0				0	GE	<3.0				0	GE	µg/L
Mercury	<0.20				0	GE	<0.20				0	GE	µg/L
Selenium	<2.0				0	GE	<2.0				0	GE	µg/L
Silver	<2.0				0	GE	<2.0				0	GE	µg/L

Hazardous Constituents (261 App. VIII/264 App. IX)

Parameter	1Q93	Mod	GP	H	Flag	Lab	2Q93	Mod	GP	H	Flag	Lab	Unit
Antimony	<2.0				0	GE	<2.0				0	GE	µg/L
Benzene	<1.0				0	GE	<1.0				0	GE	µg/L
Cobalt	<4.0				0	GE	<4.0				0	GE	µg/L
Copper	<4.0				0	GE	<4.0				0	GE	µg/L
Cyanide	<5.0				0	GE	<5.0				0	GE	µg/L
Nickel	<4.0				0	GE	<4.0				0	GE	µg/L
Phenols	<5.0				0	GE	<5.0				0	GE	µg/L
Tetrachloroethylene	2.4				0	GE	2.0				0	GE	µg/L
Thallium	<2.0				0	GE	<2.0				0	GE	µg/L
Trichloroethylene	3.8				1	GE	4.7				1	GE	µg/L
Trichlorofluoromethane	<1.0				0	GE	1.0				0	GE	µg/L
Vanadium	<8.0				0	GE	<8.0				0	GE	µg/L
Zinc	2.6	J2			0	GE	2.4				0	GE	µg/L

Water Quality Indicator Parameters

Parameter	1Q93	Mod	GP	H	Flag	Lab	2Q93	Mod	GP	H	Flag	Lab	Unit
Aluminum	<20				0	GE	<20				0	GE	µg/L
Nitrate as nitrogen	1,800				0	GE	1,800				0	GE	µg/L
pH	5.8	J	■	●	0	GE	5.7	J	■	●	0	GE	pH

Common Laboratory Contaminants

Parameter	1Q93	Mod	GP	H	Flag	Lab	2Q93	Mod	GP	H	Flag	Lab	Unit
Bis (2-ethylhexyl) phthalate	<10	J1			0	GE	<10	J1			0	GE	µg/L
Methylene chloride	<1.0				0	GE	1.4				0	GE	µg/L

Note: See Appendix B for flagging criteria.
● = exceeded holding time.
■ = exceeded groundwater protection standard.

WELL FSB111C (cont.)

Radiological Indicator Parameters

Parameter	1Q93	Mod	GP	H	Flag	Lab	2Q93	Mod	GP	H	Flag	Lab	Unit
Gross alpha	< 2.0E+00				0	GE	< 2.0E+00				0	GE	pCi/L
Nonvolatile beta	< 2.0E+00				0	GE	2.7E+00				0	GE	pCi/L

Measured Radionuclides

Parameter	1Q93	Mod	GP	H	Flag	Lab	2Q93	Mod	GP	H	Flag	Lab	Unit
Actinium-228							< 3.0E+01				0	GP	pCi/L
Americium-241	< 1.0E+00	Y			0	CN	< 1.0E+00				0	GP	pCi/L
Cesium-137	< 1.0E+01	Y			0	CN	< 1.0E+01				0	GP	pCi/L
Cobalt-60	< 1.2E+01	Y			0	CN	< 1.0E+01				0	GP	pCi/L
Curium-242	< 1.0E+00	Y			0	CN	< 1.0E+00				0	GP	pCi/L
Curium-243/244	< 1.0E+00	Y			0	CN	< 1.0E+00				0	GP	pCi/L
Curium-245/246							< 1.0E+00				0	GP	pCi/L
Iodine-129	< 2.0E+00				0	CN	< 2.0E+00				0	GP	pCi/L
Plutonium-238	< 1.0E+00	Y			0	CN	< 1.0E+00				0	GP	pCi/L
Plutonium-239/240	< 1.0E+00	Y			0	CN	< 1.0E+00				0	GP	pCi/L
Radium-226	< 1.0E+00	Y			0	CN	< 1.0E+00				0	GP	pCi/L
Radium-228	< 1.0E+00	Y			0	CN	< 1.0E+00				0	GP	pCi/L
Strontium-89	< 2.0E+00	Y			0	CN	< 2.0E+00				0	GP	pCi/L
Strontium-90	< 2.0E+00	Y			0	CN	3.6E+00				0	GP	pCi/L
Technetium-99	< 3.0E+02				0	CN	< 3.0E+02				0	GP	pCi/L
Thorium-228	< 1.0E+00	Y			0	CN	< 1.0E+00				0	GP	pCi/L
Thorium-230	< 1.0E+00	Y			0	CN	< 1.0E+00				0	GP	pCi/L
Thorium-232	< 1.0E+00	Y			0	CN	< 1.0E+00				0	GP	pCi/L
Thorium-234							< 3.5E+02				0	GP	pCi/L
Tritium	4.7E+00				0	GE	4.4E+00				0	GE	pCi/mL
Uranium-233/234	< 1.0E+00	Y			0	CN	< 1.0E+00				0	GP	pCi/L
Uranium-235	< 1.0E+00	Y			0	CN	< 1.0E+00				0	GP	pCi/L
Uranium-238	< 1.0E+00	Y			0	CN	< 1.0E+00				0	GP	pCi/L

Calculated Radionuclides

Parameter	1Q93	Mod	GP	H	Flag	Lab	2Q93	Mod	GP	H	Flag	Lab	Unit
Americium-243	< 3.0E-03	C			0		< 3.0E-03	C			0		pCi/L
Nickel-63	< 1.2E+01	C			0		< 1.0E+01	C			0		pCi/L
Plutonium-241	< 4.0E+00	C			0		< 4.0E+00	C			0		pCi/L
Plutonium-242	< 2.0E-05	C			0		< 2.0E-05	C			0		pCi/L

Note: See Appendix B for flagging criteria.
● = exceeded holding time.
■ = exceeded groundwater protection standard.

WELL FSB111D

SRS Coord.	Lat/Longitude	Screen Zone Elevation	Top of Casing	Casing	Pump	Formation
N76382.9 E51515.9	33.276552 °N 81.677577 °W	221.7-201.7 ft msl	276.6 ft msl	4" PVC	S	Water table (IIB_2)

SAMPLE DATE	02/24/93	05/11/93

FIELD DATA

Parameter	1Q93	2Q93	Unit
Water elevation	220	220	ft msl
pH	5.1	4.7	pH
Sp. conductance	33	33	µS/cm
Water temperature	18.7	20.2	°C
Alkalinity as $CaCO_3$	0	0	mg/L
Volume purged	5.3	3.7	well volumes

Hazardous Constituents (264.94, Table 1)

Parameter	1Q93	Mod	GP	H	Flag	Lab	2Q93	Mod	GP	H	Flag	Lab	Unit
Arsenic	<2.0				0	GE	<2.0				0	GE	µg/L
Barium	9.7				0	GE	10				0	GE	µg/L
Cadmium	<2.0				0	GE	<2.0				0	GE	µg/L
Chromium	<4.0				0	GE	<4.0				0	GE	µg/L
Lead	<3.0				0	GE	<3.0				0	GE	µg/L
Mercury	<0.20				0	GE	<0.20				0	GE	µg/L
Selenium	<2.0				0	GE	<2.0				0	GE	µg/L
Silver	<2.0				0	GE	<2.0				0	GE	µg/L

Hazardous Constituents (261 App. VIII/264 App. IX)

Parameter	1Q93	Mod	GP	H	Flag	Lab	2Q93	Mod	GP	H	Flag	Lab	Unit
Antimony	<2.0				0	GE	<2.0				0	GE	µg/L
Benzene	<1.0				0	GE	<1.0				0	GE	µg/L
Cobalt	<4.0				0	GE	<4.0				0	GE	µg/L
Copper	11				0	GE	16				0	GE	µg/L
Cyanide	<5.0				0	GE	<5.0				0	GE	µg/L
Nickel	<4.0				0	GE	<4.0				0	GE	µg/L
Phenols	<5.0				0	GE	<5.0				0	GE	µg/L
Tetrachloroethylene	<1.0				0	GE	<1.0				0	GE	µg/L
Thallium	<2.0				0	GE	<2.0				0	GE	µg/L
Trichloroethylene	<1.0				0	GE	<1.0				0	GE	µg/L
Trichlorofluoromethane	7.2		■		1	GE	9.2		■		1	GE	µg/L
Vanadium	<8.0				0	GE	<8.0				0	GE	µg/L
Zinc	13	J2			0	GE	22		■		0	GE	µg/L

Water Quality Indicator Parameters

Parameter	1Q93	Mod	GP	H	Flag	Lab	2Q93	Mod	GP	H	Flag	Lab	Unit
Aluminum	<20				0	GE	<20				0	GE	µg/L
Nitrate as nitrogen	1,000				0	GE	14,000		■		2	GE	µg/L
pH	5.1	J	■	●	0	GE	5.1	J	■	●	0	GE	pH

Common Laboratory Contaminants

Parameter	1Q93	Mod	GP	H	Flag	Lab	2Q93	Mod	GP	H	Flag	Lab	Unit
Bis (2-ethylhexyl) phthalate	<10	J1			0	GE	<10	J1			0	GE	µg/L
Methylene chloride	<1.0				0	GE	1.3				0	GE	µg/L

Note: See Appendix B for flagging criteria.
● = exceeded holding time.
■ = exceeded groundwater protection standard.

WELL FSB111D (cont.)

Radiological Indicator Parameters

Parameter	1Q93	Mod	GP	H	Flag	Lab	2Q93	Mod	GP	H	Flag	Lab	Unit
Gross alpha	<2.0E+00				0	GE	<2.0E+00				0	GE	pCi/L
Nonvolatile beta	4.7E+00				0	GE	4.4E+00				0	GE	pCi/L

Measured Radionuclides

Parameter	1Q93	Mod	GP	H	Flag	Lab	2Q93	Mod	GP	H	Flag	Lab	Unit
Actinium-228							<3.0E+01				0	GP	pCi/L
Americium-241	<1.0E+00	Y			0	CN	<1.0E+00				0	GP	pCi/L
Cesium-137	<1.0E+01	Y			0	CN	<1.0E+01				0	GP	pCi/L
Cobalt-60	<1.2E+01	Y			0	CN	<1.0E+01				0	GP	pCi/L
Curium-242	<1.0E+00	Y			0	CN	<1.0E+00				0	GP	pCi/L
Curium-243/244	<1.0E+00	Y			0	CN	<1.0E+00				0	GP	pCi/L
Curium-245/246							<1.0E+00				0	GP	pCi/L
Iodine-129	<2.0E+00				0	CN	<2.0E+00				0	GP	pCi/L
Plutonium-238	<1.0E+00	Y			0	CN	<1.0E+00				0	GP	pCi/L
Plutonium-239/240	<1.0E+00	Y			0	CN	<1.0E+00				0	GP	pCi/L
Radium-226	<1.0E+00	Y			0	CN	<1.0E+00				0	GP	pCi/L
Radium-228	1.6E+00	Y			0	CN	<1.0E+00				0	GP	pCi/L
Strontium-89	<2.0E+00	Y			0	CN	<2.0E+00				0	GP	pCi/L
Strontium-90	<2.0E+00	Y			0	CN	<2.0E+00				0	GP	pCi/L
Technetium-99	<3.0E+02				0	CN	<3.0E+02				0	GP	pCi/L
Thorium-228	<1.0E+00	Y			0	CN	<1.0E+00				0	GP	pCi/L
Thorium-230	<1.0E+00	Y			0	CN	<1.0E+00				0	GP	pCi/L
Thorium-232	<1.0E+00	Y			0	CN	<1.0E+00				0	GP	pCi/L
Thorium-234							<3.5E+02				0	GP	pCi/L
Tritium	1.1E+01				1	GE	1.2E+01				1	GE	pCi/mL
Uranium-233/234	<1.0E+00	Y			0	CN	1.0E+00				0	GP	pCi/L
Uranium-235	<1.0E+00	Y			0	CN	<1.0E+00				0	GP	pCi/L
Uranium-238	<1.0E+00	Y			0	CN	1.3E+00				0	GP	pCi/L

Calculated Radionuclides

Parameter	1Q93	Mod	GP	H	Flag	Lab	2Q93	Mod	GP	H	Flag	Lab	Unit
Americium-243	<3.0E-03	C			0		<3.0E-03	C			0		pCi/L
Nickel-63	<1.2E+01	C			0		<1.0E+01	C			0		pCi/L
Plutonium-241	<4.0E+00	C			0		<4.0E+00	C			0		pCi/L
Plutonium-242	<2.0E-05	C			0		<2.0E-05	C			0		pCi/L

Note: See Appendix B for flagging criteria.
● = exceeded holding time.
■ = exceeded groundwater protection standard.

WELL FSB112A

SRS Coord.	Lat/Longitude	Screen Zone Elevation	Top of Casing	Casing	Pump	Formation
N74231.4 E48809.1	33.269588 °N 81.682466 °W	91.0-81.0 ft msl	229.1 ft msl	4" PVC	S	U. Congaree (IIA)

SAMPLE DATE	02/24/93	05/11/93

FIELD DATA

Parameter	1Q93	2Q93	Unit
Water elevation	150	150	ft msl
pH	6.9	6.7	pH
Sp. conductance	141	149	µS/cm
Water temperature	18.5	19	°C
Alkalinity as $CaCO_3$	48	44	mg/L
Volume purged	8.7	4.4	well volumes

Hazardous Constituents (264.94, Table 1)

Parameter	1Q93	Mod	GP	H	Flag	Lab	2Q93	Mod	GP	H	Flag	Lab	Unit
Arsenic	<2.0				0	GE	<2.0				0	GE	µg/L
Barium	42				0	GE	43				0	GE	µg/L
Cadmium	<2.0				0	GE	<2.0				0	GE	µg/L
Chromium	<4.0				0	GE	<4.0				0	GE	µg/L
Lead	<3.0				0	GE	<3.0				0	GE	µg/L
Mercury	<0.20				0	GE	<0.20				0	GE	µg/L
Selenium	<2.0				0	GE	<2.0				0	GE	µg/L
Silver	<2.0				0	GE	<2.0				0	GE	µg/L

Hazardous Constituents (261 App. VIII/264 App. IX)

Parameter	1Q93	Mod	GP	H	Flag	Lab	2Q93	Mod	GP	H	Flag	Lab	Unit
Antimony	<2.0				0	GE	<2.0				0	GE	µg/L
Benzene	<1.0				0	GE	<1.0				0	GE	µg/L
Cobalt	<4.0				0	GE	<4.0				0	GE	µg/L
Copper	<4.0				0	GE	<4.0				0	GE	µg/L
Cyanide	<5.0				0	GE	<5.0				0	GE	µg/L
Nickel	<4.0				0	GE	<4.0				0	GE	µg/L
Phenols	<5.0				0	GE	<5.0				0	GE	µg/L
Tetrachloroethylene	<1.0				0	GE	<1.0				0	GE	µg/L
Thallium	<2.0				0	GE	<2.0				0	GE	µg/L
Trichloroethylene	<1.0				0	GE	<1.0				0	GE	µg/L
Trichlorofluoromethane	<1.0				0	GE	<1.0				0	GE	µg/L
Vanadium	<8.0				0	GE	<8.0				0	GE	µg/L
Zinc	<2.0	J1			0	GE	<2.0				0	GE	µg/L

Water Quality Indicator Parameters

Parameter	1Q93	Mod	GP	H	Flag	Lab	2Q93	Mod	GP	H	Flag	Lab	Unit
Aluminum	<20				0	GE	39				1	GE	µg/L
Nitrate as nitrogen	740				0	GE	1,400				0	GE	µg/L
pH	6.9	J		•	0	GE	6.9	J		•	0	GE	pH

Common Laboratory Contaminants

Parameter	1Q93	Mod	GP	H	Flag	Lab	2Q93	Mod	GP	H	Flag	Lab	Unit
Bis (2-ethylhexyl) phthalate	<10	J1		•	0	GE	<10				0	GE	µg/L
Methylene chloride	<1.0				0	GE	1.4				0	GE	µg/L

Note: See Appendix B for flagging criteria.
• = exceeded holding time.
■ = exceeded groundwater protection standard.

WELL FSB112A (cont.)

Radiological Indicator Parameters

Parameter	1Q93	Mod	GP	H	Flag	Lab	2Q93	Mod	GP	H	Flag	Lab	Unit
Gross alpha	<2.0E+00				0	GE	<2.0E+00				0	GE	pCi/L
Nonvolatile beta	1.0E+01				0	GE	1.1E+01				0	GE	pCi/L

Measured Radionuclides

Parameter	1Q93	Mod	GP	H	Flag	Lab	2Q93	Mod	GP	H	Flag	Lab	Unit
Actinium-228							<3.0E+01				0	GP	pCi/L
Americium-241	<1.0E+00				0	CN	<1.0E+00				0	GP	pCi/L
Cesium-137	<1.0E+01				0	CN	<1.0E+01				0	GP	pCi/L
Cobalt-60	<1.2E+01				0	CN	<1.0E+01				0	GP	pCi/L
Curium-242	<1.0E+00				0	CN	<1.0E+00				0	GP	pCi/L
Curium-243/244	<1.1E+00	3			0	CN	<1.0E+00				0	GP	pCi/L
Curium-245/246							<1.0E+00				0	GP	pCi/L
Iodine-129	<2.0E+00				0	CN	<2.0E+00				0	GP	pCi/L
Plutonium-238	<1.0E+00				0	CN	<1.0E+00				0	GP	pCi/L
Plutonium-239/240	<1.0E+00				0	CN	<1.0E+00				0	GP	pCi/L
Radium-226	<1.0E+00				0	CN	<1.0E+00				0	GP	pCi/L
Radium-228	1.2E+00				0	CN	1.5E+00				0	GP	pCi/L
Strontium-89	<2.0E+00				0	CN	<2.0E+00				0	GP	pCi/L
Strontium-90	4.0E+00				1	CN	3.3E+00				0	GP	pCi/L
Technetium-99	<3.0E+02				0	CN	<3.0E+02				0	GP	pCi/L
Thorium-228	<1.0E+00				0	CN	<1.0E+00				0	GP	pCi/L
Thorium-230	<1.0E+00				0	CN	<1.0E+00				0	GP	pCi/L
Thorium-232	<1.0E+00				0	CN	<1.0E+00				0	GP	pCi/L
Thorium-234							<3.5E+02				0	GP	pCi/L
Tritium	3.4E+01		■		2	GE	6.4E+01		■		2	GE	pCi/mL
Uranium-233/234	<1.0E+00				0	CN	<1.0E+00				0	GP	pCi/L
Uranium-235	<1.0E+00				0	CN	<1.0E+00				0	GP	pCi/L
Uranium-238	<1.0E+00				0	CN	<1.0E+00				0	GP	pCi/L

Calculated Radionuclides

Parameter	1Q93	Mod	GP	H	Flag	Lab	2Q93	Mod	GP	H	Flag	Lab	Unit
Americium-243	<3.3E-03	C			0		<3.0E-03	C			0		pCi/L
Nickel-63	<1.2E+01	C			0		<1.0E+01	C			0		pCi/L
Plutonium-241	<4.0E+00	C			0		<4.0E+00	C			0		pCi/L
Plutonium-242	<2.0E-05	C			0		<2.0E-05	C			0		pCi/L

Note: See Appendix B for flagging criteria.
● = exceeded holding time.
■ = exceeded groundwater protection standard.

WELL FSB112C

SRS Coord.	Lat/Longitude	Screen Zone Elevation	Top of Casing	Casing	Pump	Formation
N74227.5 E48794.8	33.269556 °N 81.682496 °W	139.1-129.1 ft msl	229.1 ft msl	4" PVC	S	Barnwell (IIB$_1$)

SAMPLE DATE	02/24/93	05/11/93

FIELD DATA

Parameter	1Q93	2Q93	Unit
Water elevation	200	200	ft msl
pH	4.8	4.7	pH
Sp. conductance	1530	1467	µS/cm
Water temperature	18.4	19.2	°C
Alkalinity as $CaCO_3$	0	0	mg/L
Volume purged	3.1	2.7	well volumes

Hazardous Constituents (264.94, Table 1)

Parameter	1Q93	Mod	GP	H	Flag	Lab	2Q93	Mod	GP	H	Flag	Lab	Unit
Arsenic	<2.0				0	GE	<2.0				0	GE	µg/L
Barium	460				0	GE	390				0	GE	µg/L
Cadmium	26		■		2	GE	20		■		2	GE	µg/L
Chromium	<20				0	GE	<8.0				0	GE	µg/L
Lead	<3.0				0	GE	<3.0				0	GE	µg/L
Mercury	<0.20	J		●	0	GE	<0.20				0	GE	µg/L
Selenium	<2.0				0	GE	<2.0				0	GE	µg/L
Silver	<10				0	GE	<4.0				0	GE	µg/L

Hazardous Constituents (261 App. VIII/264 App. IX)

Parameter	1Q93	Mod	GP	H	Flag	Lab	2Q93	Mod	GP	H	Flag	Lab	Unit
Antimony	<2.0				0	GE	<2.0				0	GE	µg/L
Benzene	<1.0				0	GE	<1.0				0	GE	µg/L
Cobalt	170		■		2	GE	140		■		2	GE	µg/L
Copper	<20				0	GE	<8.0				0	GE	µg/L
Cyanide	<10				0	GE	<10				0	GE	µg/L
Nickel	51		■		1	GE	40				0	GE	µg/L
Phenols	<5.0				0	GE	<10				0	GE	µg/L
Tetrachloroethylene	<1.0				0	GE	<1.0				0	GE	µg/L
Thallium	<2.0				0	GE	<2.0	J1			0	GE	µg/L
Trichloroethylene	<1.0				0	GE	<1.0				0	GE	µg/L
Trichlorofluoromethane	<1.0				0	GE	<1.0				0	GE	µg/L
Vanadium	<40				0	GE	<16				0	GE	µg/L
Zinc	110		■		0	GE	93		■		0	GE	µg/L

Water Quality Indicator Parameters

Parameter	1Q93	Mod	GP	H	Flag	Lab	2Q93	Mod	GP	H	Flag	Lab	Unit
Aluminum	7,900		■		2	GE	6,400		■		2	GE	µg/L
Nitrate as nitrogen	210,000		■		2	GE	200,000		■		2	GE	µg/L
pH	4.7	J	■	●	0	GE	5.0	J	■	●	0	GE	pH

Common Laboratory Contaminants

Parameter	1Q93	Mod	GP	H	Flag	Lab	2Q93	Mod	GP	H	Flag	Lab	Unit
Bis (2-ethylhexyl) phthalate	<10	J1			0	GE	<10	J1			0	GE	µg/L
Methylene chloride	<1.0				0	GE	4.7				1	GE	µg/L

Note: See Appendix B for flagging criteria.
● = exceeded holding time.
■ = exceeded groundwater protection standard.

WELL FSB112C (cont.)

Radiological Indicator Parameters

Parameter	1Q93	Mod	GP	H	Flag	Lab	2Q93	Mod	GP	H	Flag	Lab	Unit
Gross alpha	3.1E+02		■		2	GE	2.7E+02		■		2	GE	pCi/L
Nonvolatile beta	2.0E+03		■		2	GE	1.9E+03		■		2	GE	pCi/L

Measured Radionuclides

Parameter	1Q93	Mod	GP	H	Flag	Lab	2Q93	Mod	GP	H	Flag	Lab	Unit
Actinium-228							<3.0E+01				0	GP	pCi/L
Americium-241	<1.0E+00	Y			0	CN	<1.0E+00				0	GP	pCi/L
Cesium-137	<1.0E+01	Y			0	CN	<1.0E+01				0	GP	pCi/L
Cobalt-60	<1.2E+01	Y			0	CN	<1.0E+01				0	GP	pCi/L
Curium-242	<1.0E+00	Y			0	CN	<1.0E+00				0	GP	pCi/L
Curium-243/244	<1.0E+00	Y			0	CN	<1.0E+00				0	GP	pCi/L
Curium-245/246							<1.0E+00				0	GP	pCi/L
Iodine-129	1.5E+02		■		2	CN	1.3E+02		■		2	GP	pCi/L
Plutonium-238	<1.0E+00	Y			0	CN	<1.0E+00				0	GP	pCi/L
Plutonium-239/240	<1.0E+00	Y			0	CN	<1.0E+00				0	GP	pCi/L
Radium-226	8.4E+01	Y	■		2	CN	1.1E+02		■		2	GP	pCi/L
Radium-228	5.4E+02	Y	■		2	CN	3.2E+01	V	■		2	GP	pCi/L
Strontium-89	2.0E+01	3Y	■		2	CN	1.6E+02		■		2	GP	pCi/L
Strontium-90	6.5E+02	Y	■		2	CN	5.9E+02		■		2	GP	pCi/L
Technetium-99	4.4E+03		■		2	CN	1.3E+04		■		2	GP	pCi/L
Thorium-228	1.5E+00	Y			0	CN	1.4E+00				0	GP	pCi/L
Thorium-230	<1.0E+00	Y			0	CN	<1.0E+00				0	GP	pCi/L
Thorium-232	<1.0E+00	Y			0	CN	<1.0E+00				0	GP	pCi/L
Thorium-234							<3.5E+02				0	GP	pCi/L
Tritium	6.4E+03		■		2	GE	6.5E+03		■		2	GE	pCi/mL
Uranium-233/234	2.9E+00	Y			0	CN	1.4E+00				0	GP	pCi/L
Uranium-235	<1.0E+00	Y			0	CN	<1.0E+00				0	GP	pCi/L
Uranium-238	2.3E+00	Y			0	CN	1.6E+00				0	GP	pCi/L

Calculated Radionuclides

Parameter	1Q93	Mod	GP	H	Flag	Lab	2Q93	Mod	GP	H	Flag	Lab	Unit
Americium-243	<3.0E-03	C			0		<3.0E-03	C			0		pCi/L
Nickel-63	<1.2E+01	C			0		<1.0E+01	C			0		pCi/L
Plutonium-241	<4.0E+00	C			0		<4.0E+00	C			0		pCi/L
Plutonium-242	<2.0E-05	C			0		<2.0E-05	C			0		pCi/L

Note: See Appendix B for flagging criteria.
● = exceeded holding time.
■ = exceeded groundwater protection standard.

WELL FSB112D

SRS Coord.	Lat/Longitude	Screen Zone Elevation	Top of Casing	Casing	Pump	Formation
N74223.7 E48780.0	33.269523 °N 81.682527 °W	208.9-188.9 ft msl	229.6 ft msl	4" PVC	S	Water table (IIB_2)

SAMPLE DATE	02/24/93	05/11/93

FIELD DATA

Parameter	1Q93	2Q93	Unit
Water elevation	210	210	ft msl
pH	3.7	3.6	pH
Sp. conductance	1631	1621	µS/cm
Water temperature	18.4	18.9	°C
Alkalinity as $CaCO_3$	0	0	mg/L
Volume purged	6.0	4.7	well volumes

Hazardous Constituents (264.94, Table 1)

Parameter	1Q93	Mod	GP	H	Flag	Lab	2Q93	Mod	GP	H	Flag	Lab	Unit
Arsenic	<2.0				0	GE	<2.0				0	GE	µg/L
Barium	200				0	GE	270				0	GE	µg/L
Cadmium	4.9				1	GE	5.9				2	GE	µg/L
Chromium	<4.0				0	GE	<4.0				0	GE	µg/L
Lead	<3.0				0	GE	<3.0				0	GE	µg/L
Mercury	<0.20	J		•	0	GE	<0.20				0	GE	µg/L
Selenium	<2.0				0	GE	<2.0				0	GE	µg/L
Silver	<2.0				0	GE	<2.0				0	GE	µg/L

Hazardous Constituents (261 App. VIII/264 App. IX)

Parameter	1Q93	Mod	GP	H	Flag	Lab	2Q93	Mod	GP	H	Flag	Lab	Unit
Antimony	<2.0				0	GE	<2.0				0	GE	µg/L
Benzene	<1.0				0	GE	<1.0				0	GE	µg/L
Cobalt	49				2	GE	71		■		2	GE	µg/L
Copper	24				0	GE	32				0	GE	µg/L
Cyanide	<10				0	GE	<10				0	GE	µg/L
Nickel	23				0	GE	33				0	GE	µg/L
Phenols	<5.0				0	GE	<10				0	GE	µg/L
Tetrachloroethylene	<1.0				0	GE	<1.0				0	GE	µg/L
Thallium	<2.0				0	GE	<2.0	J1			0	GE	µg/L
Trichloroethylene	<1.0				0	GE	<1.0				0	GE	µg/L
Trichlorofluoromethane	<1.0				0	GE	<1.0				0	GE	µg/L
Vanadium	<8.0				0	GE	<8.0				0	GE	µg/L
Zinc	31		■		0	GE	47		■		0	GE	µg/L

Water Quality Indicator Parameters

Parameter	1Q93	Mod	GP	H	Flag	Lab	2Q93	Mod	GP	H	Flag	Lab	Unit
Aluminum	21,000		■		2	GE	29,000		■		2	GE	µg/L
Nitrate as nitrogen	230,000		■		2	GE	240,000		■		2	GE	µg/L
pH	3.7	J	■	•	1	GE	4.1	J	■	•	0	GE	pH

Common Laboratory Contaminants

Parameter	1Q93	Mod	GP	H	Flag	Lab	2Q93	Mod	GP	H	Flag	Lab	Unit
Bis (2-ethylhexyl) phthalate	<10	J1			0	GE	<10	J1			0	GE	µg/L
Methylene chloride	1.0				0	GE	4.5				1	GE	µg/L

Note: See Appendix B for flagging criteria.
• = exceeded holding time.
■ = exceeded groundwater protection standard.

WELL FSB112D (cont.)

Radiological Indicator Parameters

Parameter	1Q93	Mod	GP	H	Flag	Lab	2Q93	Mod	GP	H	Flag	Lab	Unit
Gross alpha	4.6E+02		■		2	GE	2.6E+02		■		2	GE	pCi/L
Nonvolatile beta	3.7E+03		■		2	GE	3.8E+03		■		2	GE	pCi/L

Measured Radionuclides

Parameter	1Q93	Mod	GP	H	Flag	Lab	2Q93	Mod	GP	H	Flag	Lab	Unit
Actinium-228							<3.0E+01				0	GP	pCi/L
Americium-241	<1.0E+00	Y			0	CN	<1.0E+00				0	GP	pCi/L
Cesium-137	<1.0E+01	Y			0	CN	<1.0E+01				0	GP	pCi/L
Cobalt-60	<1.2E+01	Y			0	CN	<1.0E+01				0	GP	pCi/L
Curium-242	<1.0E+00	Y			0	CN	<1.0E+00				0	GP	pCi/L
Curium-243/244	<1.0E+00	Y			0	CN	<1.0E+00				0	GP	pCi/L
Curium-245/246							<1.0E+00				0	GP	pCi/L
Iodine-129	1.2E+02		■		2	CN	4.1E+00		■		2	GP	pCi/L
Plutonium-238	<1.0E+00	Y			0	CN	<1.0E+00				0	GP	pCi/L
Plutonium-239/240	<1.0E+00	Y			0	CN	<1.0E+00				0	GP	pCi/L
Radium-226	1.2E+02	Y	■		2	CN	1.2E+02		■		2	GP	pCi/L
Radium-228	1.1E+03	Y	■		2	CN	4.6E+01	V	■		2	GP	pCi/L
Strontium-89		RY4			0	CN	1.8E+02		■		2	GP	pCi/L
Strontium-90		RY4			0	CN	1.4E+03		■		2	GP	pCi/L
Technetium-99	7.0E+03		■		2	CN	1.8E+04		■		2	GP	pCi/L
Thorium-228	<1.0E+00	Y			0	CN	2.4E+00				0	GP	pCi/L
Thorium-230	1.7E+00	Y			0	CN	<1.0E+00				0	GP	pCi/L
Thorium-232	<1.0E+00	Y			0	CN	<1.0E+00				0	GP	pCi/L
Thorium-234							<3.5E+02				0	GP	pCi/L
Tritium	9.8E+03		■		2	GE	1.0E+04		■		2	GE	pCi/mL
Uranium-233/234	1.2E+01	Y			1	CN	1.1E+01				1	GP	pCi/L
Uranium-235	<1.0E+00	Y			0	CN	<1.0E+00				0	GP	pCi/L
Uranium-238	8.4E+00	Y			1	CN	8.1E+00				1	GP	pCi/L

Calculated Radionuclides

Parameter	1Q93	Mod	GP	H	Flag	Lab	2Q93	Mod	GP	H	Flag	Lab	Unit
Americium-243	<3.0E-03	C			0		<3.0E-03	C			0		pCi/L
Nickel-63	<1.2E+01	C			0		<1.0E+01	C			0		pCi/L
Plutonium-241	<4.0E+00	C			0		<4.0E+00	C			0		pCi/L
Plutonium-242	<2.0E-05	C			0		<2.0E-05	C			0		pCi/L

Note: See Appendix B for flagging criteria.
● = exceeded holding time.
■ = exceeded groundwater protection standard.

WELL FSB113A

SRS Coord.	Lat/Longitude	Screen Zone Elevation	Top of Casing	Casing	Pump	Formation
N74167.5 E51068.1	33.273133 °N 81.676395 °W	91.3-81.0 ft msl	223.2 ft msl	4" PVC	S	U. Congaree (IIA)

SAMPLE DATE	02/19/93	05/11/93

FIELD DATA

Parameter	1Q93	2Q93	Unit
Water elevation	160	160	ft msl
pH	12.2	11.7	pH
Sp. conductance	1115	1275	µS/cm
Water temperature	18.2	20.2	°C
Alkalinity as $CaCO_3$	238	298	mg/L
Volume purged	3.2	2.3	well volumes

Hazardous Constituents (264.94, Table 1)

Parameter	1Q93	Mod	GP	H	Flag	Lab	2Q93	Mod	GP	H	Flag	Lab	Unit
Arsenic	<2.0				0	GE	<2.0				0	GE	µg/L
Barium	130				0	GE	170				0	GE	µg/L
Cadmium	<6.0				0	GE	<4.0				0	GE	µg/L
Chromium	<12				0	GE	<8.0				0	GE	µg/L
Lead	<3.0				0	GE	<3.0				0	GE	µg/L
Mercury	<0.20				0	GE	<0.20				0	GE	µg/L
Selenium	<2.0				0	GE	<2.0				0	GE	µg/L
Silver	<6.0				0	GE	<4.0				0	GE	µg/L

Hazardous Constituents (261 App. VIII/264 App. IX)

Parameter	1Q93	Mod	GP	H	Flag	Lab	2Q93	Mod	GP	H	Flag	Lab	Unit
Antimony	<2.0				0	GE	<2.0				0	GE	µg/L
Benzene	<1.0				0	GE	<1.0				0	GE	µg/L
Cobalt	<12				0	GE	<8.0				0	GE	µg/L
Copper	<12				0	GE	<8.0				0	GE	µg/L
Cyanide	<5.0				0	GE	<5.0				0	GE	µg/L
Nickel	<12				0	GE	<8.0				0	GE	µg/L
Phenols	<5.0				0	GE	<5.0				0	GE	µg/L
Tetrachloroethylene	<1.0				0	GE	<1.0				0	GE	µg/L
Thallium	<10	J2			0	GE	<2.0				0	GE	µg/L
Trichloroethylene	<1.0				0	GE	<1.0				0	GE	µg/L
Trichlorofluoromethane	3.4				0	GE	<1.0				0	GE	µg/L
Vanadium	<24				0	GE	<16				0	GE	µg/L
Zinc	<6.0				0	GE	<4.0				0	GE	µg/L

Water Quality Indicator Parameters

Parameter	1Q93	Mod	GP	H	Flag	Lab	2Q93	Mod	GP	H	Flag	Lab	Unit
Aluminum	3,800		■		2	GE	3,600		■		2	GE	µg/L
Nitrate as nitrogen	1,200				0	GE	1,400				0	GE	µg/L
pH	11	J	■	●	2	GE	12	J	■	●	2	GE	pH

Common Laboratory Contaminants

Parameter	1Q93	Mod	GP	H	Flag	Lab	2Q93	Mod	GP	H	Flag	Lab	Unit
Bis (2-ethylhexyl) phthalate	<10	J1			0	GE	<10				0	GE	µg/L
Methylene chloride	1.8	JV			0	GE	1.4				0	GE	µg/L

Note: See Appendix B for flagging criteria.
● = exceeded holding time.
■ = exceeded groundwater protection standard.

WELL FSB113A (cont.)

Radiological Indicator Parameters

Parameter	1Q93	Mod	GP	H	Flag	Lab	2Q93	Mod	GP	H	Flag	Lab	Unit
Gross alpha	<2.0E+00				0	GE	3.5E+00				0	GE	pCi/L
Nonvolatile beta	7.9E+00				0	GE	1.0E+01				0	GE	pCi/L

Measured Radionuclides

Parameter	1Q93	Mod	GP	H	Flag	Lab	2Q93	Mod	GP	H	Flag	Lab	Unit
Actinium-228							<3.0E+01				0	GP	pCi/L
Americium-241	<1.0E+00				0	CN	<1.0E+00				0	GP	pCi/L
Cesium-137	<1.0E+01				0	CN	<1.0E+01				0	GP	pCi/L
Cobalt-60	<1.2E+01				0	CN	<1.0E+01				0	GP	pCi/L
Curium-242	<1.0E+00				0	CN	<1.0E+00				0	GP	pCi/L
Curium-243/244	<1.0E+00				0	CN	<1.0E+00				0	GP	pCi/L
Curium-245/246							<1.0E+00				0	GP	pCi/L
Iodine-129	<2.0E+00				0	CN	<2.0E+00				0	GP	pCi/L
Plutonium-238	<1.0E+00				0	CN	<1.0E+00				0	GP	pCi/L
Plutonium-239/240	<1.0E+00				0	CN	<1.0E+00				0	GP	pCi/L
Radium-226	<1.0E+00				0	CN	<1.0E+00				0	GP	pCi/L
Radium-228	<1.0E+00				0	CN	1.7E+00				0	GP	pCi/L
Strontium-89	<2.0E+00				0	CN	<2.0E+00				0	GP	pCi/L
Strontium-90	<2.0E+00				0	CN	<2.0E+00				0	GP	pCi/L
Technetium-99	<3.0E+02				0	CN	<3.0E+02				0	GP	pCi/L
Thorium-228	<1.0E+00	3			0	CN	<1.0E+00				0	GP	pCi/L
Thorium-230	1.3E+00	3			0	CN	<1.0E+00				0	GP	pCi/L
Thorium-232	<1.0E+00	3			0	CN	<1.0E+00				0	GP	pCi/L
Thorium-234							<3.5E+02				0	GP	pCi/L
Tritium	7.1E+01		■		2	GE	9.0E+01		■		2	GE	pCi/mL
Uranium-233/234	<1.0E+00				0	CN	<1.0E+00				0	GP	pCi/L
Uranium-235	<1.0E+00				0	CN	<1.0E+00				0	GP	pCi/L
Uranium-238	<1.0E+00				0	CN	<1.0E+00				0	GP	pCi/L

Calculated Radionuclides

Parameter	1Q93	Mod	GP	H	Flag	Lab	2Q93	Mod	GP	H	Flag	Lab	Unit
Americium-243	<3.0E-03	C			0		<3.0E-03	C			0		pCi/L
Nickel-63	<1.2E+01	C			0		<1.0E+01	C			0		pCi/L
Plutonium-241	<4.0E+00	C			0		<4.0E+00	C			0		pCi/L
Plutonium-242	<2.0E-05	C			0		<2.0E-05	C			0		pCi/L

Note: See Appendix B for flagging criteria.
● = exceeded holding time.
■ = exceeded groundwater protection standard.

WELL FSB113C

SRS Coord.	Lat/Longitude	Screen Zone Elevation	Top of Casing	Casing	Pump	Formation
N74160.7 E51084.2	33.273144 °N 81.676339 °W	164.0-154.0 ft msl	222.9 ft msl	4" PVC	S	Barnwell (IIB$_1$)

SAMPLE DATE	02/19/93	05/12/93

FIELD DATA

Parameter	1Q93	2Q93	Unit
Water elevation	200	200	ft msl
pH	11.9	11.4	pH
Sp. conductance	539	486	µS/cm
Water temperature	16.4	22.5	°C
Alkalinity as $CaCO_3$	120	132	mg/L
Volume purged	0.98	0.91	well volumes

Hazardous Constituents (264.94, Table 1)

Parameter	1Q93	Mod	GP	H	Flag	Lab	2Q93	Mod	GP	H	Flag	Lab	Unit
Arsenic	<2.0				0	GE	<2.0				0	GE	µg/L
Barium	100				0	GE	92				0	GE	µg/L
Cadmium	<2.0				0	GE	<2.0				0	GE	µg/L
Chromium	<4.0				0	GE	<4.0				0	GE	µg/L
Lead	<3.0				0	GE	<3.0				0	GE	µg/L
Mercury	<0.20				0	GE	<0.20				0	GE	µg/L
Selenium	<2.0	J1			0	GE	<2.0				0	GE	µg/L
Silver	<2.0				0	GE	<2.0				0	GE	µg/L

Hazardous Constituents (261 App. VIII/264 App. IX)

Parameter	1Q93	Mod	GP	H	Flag	Lab	2Q93	Mod	GP	H	Flag	Lab	Unit
Antimony	<2.0				0	GE	<2.0				0	GE	µg/L
Benzene	<1.0				0	GE	<1.0				0	GE	µg/L
Cobalt	<4.0				0	GE	<4.0				0	GE	µg/L
Copper	<4.0				0	GE	<4.0				0	GE	µg/L
Cyanide	<5.0				0	GE	<5.0				0	GE	µg/L
Nickel	<4.0				0	GE	<4.0				0	GE	µg/L
Phenols	<5.0				0	GE	<5.0				0	GE	µg/L
Tetrachloroethylene	3.6				1	GE	4.6				1	GE	µg/L
Thallium	<2.0				0	GE	<2.0				0	GE	µg/L
Trichloroethylene	<1.0				0	GE	<1.0				0	GE	µg/L
Trichlorofluoromethane	<1.0				0	GE	<1.0				0	GE	µg/L
Vanadium	<8.0				0	GE	<8.0				0	GE	µg/L
Zinc	4.3				0	GE	3.0				0	GE	µg/L

Water Quality Indicator Parameters

Parameter	1Q93	Mod	GP	H	Flag	Lab	2Q93	Mod	GP	H	Flag	Lab	Unit
Aluminum	340		■		2	GE	360		■		2	GE	µg/L
Nitrate as nitrogen	3,100				0	GE	3,900				0	GE	µg/L
pH	11	J	■	●	2	GE	11	J	■	●	2	GE	pH

Common Laboratory Contaminants

Parameter	1Q93	Mod	GP	H	Flag	Lab	2Q93	Mod	GP	H	Flag	Lab	Unit
Bis (2-ethylhexyl) phthalate	<10	J1			0	GE	<10	J1		●	0	GE	µg/L
Methylene chloride	<1.0				0	GE	<1.0	JV			0	GE	µg/L

Note: See Appendix B for flagging criteria.
● = exceeded holding time.
■ = exceeded groundwater protection standard.

WELL FSB113C (cont.)

Radiological Indicator Parameters

Parameter	1Q93	Mod	GP	H	Flag	Lab	2Q93	Mod	GP	H	Flag	Lab	Unit
Gross alpha	< 2.0E+00				0	GE	< 2.0E+00				0	GE	pCi/L
Nonvolatile beta	< 2.0E+00				0	GE	< 2.0E+00				0	GE	pCi/L

Measured Radionuclides

Parameter	1Q93	Mod	GP	H	Flag	Lab	2Q93	Mod	GP	H	Flag	Lab	Unit
Actinium-228							< 3.0E+01				0	GP	pCi/L
Americium-241	< 1.0E+00				0	CN	< 1.0E+00				0	GP	pCi/L
Cesium-137	< 1.0E+01				0	CN	< 1.0E+01				0	GP	pCi/L
Cobalt-60	< 1.2E+01				0	CN	< 1.0E+01				0	GP	pCi/L
Curium-242	< 1.0E+00				0	CN	< 1.0E+00				0	GP	pCi/L
Curium-243/244	< 1.0E+00				0	CN	< 1.0E+00				0	GP	pCi/L
Curium-245/246							< 1.0E+00				0	GP	pCi/L
Iodine-129	< 2.0E+00				0	CN	< 2.0E+00				0	GP	pCi/L
Plutonium-238	< 1.0E+00				0	CN	< 1.0E+00				0	GP	pCi/L
Plutonium-239/240	< 1.0E+00				0	CN	< 1.0E+00				0	GP	pCi/L
Radium-226	< 1.0E+00				0	CN	< 1.0E+00				0	GP	pCi/L
Radium-228	< 1.2E+00	3			0	CN	3.3E+00				0	GP	pCi/L
Strontium-89	< 2.0E+00				0	CN	< 2.0E+00				0	GP	pCi/L
Strontium-90	< 2.0E+00				0	CN	< 2.0E+00				0	GP	pCi/L
Technetium-99	< 3.0E+02				0	CN	< 3.0E+02				0	GP	pCi/L
Thorium-228	< 1.1E+00	3			0	CN	< 1.0E+00				0	GP	pCi/L
Thorium-230	< 1.0E+00	3			0	CN	< 1.0E+00				0	GP	pCi/L
Thorium-232	< 1.0E+00	3			0	CN	< 1.0E+00				0	GP	pCi/L
Thorium-234							< 3.5E+02				0	GP	pCi/L
Tritium	4.9E+01		■		2	GE	5.2E+01		■		2	GE	pCi/mL
Uranium-233/234	< 1.0E+00				0	CN	< 1.0E+00				0	GP	pCi/L
Uranium-235	< 1.0E+00				0	CN	< 1.0E+00				0	GP	pCi/L
Uranium-238	< 1.0E+00				0	CN	< 1.0E+00				0	GP	pCi/L

Calculated Radionuclides

Parameter	1Q93	Mod	GP	H	Flag	Lab	2Q93	Mod	GP	H	Flag	Lab	Unit
Americium-243	< 3.0E-03	C			0		< 3.0E-03	C			0		pCi/L
Nickel-63	< 1.2E+01	C			0		< 1.0E+01	C			0		pCi/L
Plutonium-241	< 4.0E+00	C			0		< 4.0E+00	C			0		pCi/L
Plutonium-242	< 2.0E-05	C			0		< 2.0E-05	C			0		pCi/L

Note: See Appendix B for flagging criteria.
● = exceeded holding time.
■ = exceeded groundwater protection standard.

WELL FSB113D

SRS Coord.	Lat/Longitude	Screen Zone Elevation	Top of Casing	Casing	Pump	Formation
N74154.8 E51098.4	33.273154 °N 81.67629 °W	209.6-189.6 ft msl	222.5 ft msl	4" PVC	S	Water table (IIB$_2$)

SAMPLE DATE 02/19/93 05/11/93

FIELD DATA

Parameter	1Q93	2Q93	Unit
Water elevation	210	210	ft msl
pH	4.8	4.7	pH
Sp. conductance	26	26	µS/cm
Water temperature	18	18.3	°C
Alkalinity as $CaCO_3$	0	0	mg/L
Volume purged	13	6.5	well volumes

Hazardous Constituents (264.94, Table 1)

Parameter	1Q93	Mod	GP	H	Flag	Lab	2Q93	Mod	GP	H	Flag	Lab	Unit
Arsenic	<2.0				0	GE	<2.0				0	GE	µg/L
Barium	5.4				0	GE	5.0				0	GE	µg/L
Cadmium	<2.0				0	GE	<2.0				0	GE	µg/L
Chromium	<4.0				0	GE	<4.0				0	GE	µg/L
Lead	<3.0				0	GE	<3.0				0	GE	µg/L
Mercury	<0.20				0	GE	<0.20				0	GE	µg/L
Selenium	<2.0				0	GE	<2.0				0	GE	µg/L
Silver	<2.0				0	GE	<2.0				0	GE	µg/L

Hazardous Constituents (261 App. VIII/264 App. IX)

Parameter	1Q93	Mod	GP	H	Flag	Lab	2Q93	Mod	GP	H	Flag	Lab	Unit
Antimony	<2.0				0	GE	<2.0				0	GE	µg/L
Benzene	<1.0				0	GE	<1.0				0	GE	µg/L
Cobalt	<4.0				0	GE	<4.0				0	GE	µg/L
Copper	4.3				0	GE	<4.0				0	GE	µg/L
Cyanide	<5.0				0	GE	<5.0				0	GE	µg/L
Nickel	<4.0				0	GE	<4.0				0	GE	µg/L
Phenols	<5.0				0	GE	<5.0				0	GE	µg/L
Tetrachloroethylene	<1.0				0	GE	<1.0				0	GE	µg/L
Thallium	<2.0	J1			0	GE	<2.0				0	GE	µg/L
Trichloroethylene	<1.0				0	GE	<1.0				0	GE	µg/L
Trichlorofluoromethane	<1.0				0	GE	<1.0				0	GE	µg/L
Vanadium	<8.0				0	GE	<8.0				0	GE	µg/L
Zinc	3.0				0	GE	2.8				0	GE	µg/L

Water Quality Indicator Parameters

Parameter	1Q93	Mod	GP	H	Flag	Lab	2Q93	Mod	GP	H	Flag	Lab	Unit
Aluminum	34				1	GE	26				1	GE	µg/L
Nitrate as nitrogen	810				0	GE	790				0	GE	µg/L
pH	5.0	J	■	●	0	GE	5.1	J	■	●	0	GE	pH

Common Laboratory Contaminants

Parameter	1Q93	Mod	GP	H	Flag	Lab	2Q93	Mod	GP	H	Flag	Lab	Unit
Bis (2-ethylhexyl) phthalate	<10	J1			0	GE	<10				0	GE	µg/L
Methylene chloride	2.2	JV			0	GE	1.4				0	GE	µg/L

Note: See Appendix B for flagging criteria.
● = exceeded holding time.
■ = exceeded groundwater protection standard.

WELL FSB113D (cont.)

Radiological Indicator Parameters

Parameter	1Q93	Mod	GP	H	Flag	Lab	2Q93	Mod	GP	H	Flag	Lab	Unit
Gross alpha	< 2.0E + 00				0	GE	< 2.0E + 00				0	GE	pCi/L
Nonvolatile beta	< 2.0E + 00				0	GE	2.5E + 00				0	GE	pCi/L

Measured Radionuclides

Parameter	1Q93	Mod	GP	H	Flag	Lab	2Q93	Mod	GP	H	Flag	Lab	Unit
Actinium-228							< 3.0E + 01				0	GP	pCi/L
Americium-241	< 1.0E + 00				0	CN	< 1.0E + 00				0	GP	pCi/L
Cesium-137	< 1.0E + 01				0	CN	< 1.0E + 01				0	GP	pCi/L
Cobalt-60	< 1.2E + 01				0	CN	< 1.0E + 01				0	GP	pCi/L
Curium-242	< 1.0E + 00				0	CN	< 1.0E + 00				0	GP	pCi/L
Curium-243/244	< 1.0E + 00				0	CN	< 1.0E + 00				0	GP	pCi/L
Curium-245/246							< 1.0E + 00				0	GP	pCi/L
Iodine-129	< 2.0E + 00				0	CN	< 2.0E + 00				0	GP	pCi/L
Plutonium-238	< 1.0E + 00				0	CN	< 1.0E + 00				0	GP	pCi/L
Plutonium-239/240	< 1.0E + 00				0	CN	< 1.0E + 00				0	GP	pCi/L
Radium-226	< 1.0E + 00				0	CN	< 1.0E + 00				0	GP	pCi/L
Radium-228	1.9E + 00	3			0	CN	< 1.0E + 00				0	GP	pCi/L
Strontium-89	< 2.0E + 00				0	CN	< 2.0E + 00				0	GP	pCi/L
Strontium-90	< 2.0E + 00				0	CN	< 2.0E + 00				0	GP	pCi/L
Technetium-99	< 3.0E + 02				0	CN	< 3.0E + 02				0	GP	pCi/L
Thorium-228	1.3E + 00				0	CN	< 1.0E + 00				0	GP	pCi/L
Thorium-230	< 1.0E + 00				0	CN	< 1.0E + 00				0	GP	pCi/L
Thorium-232	< 1.0E + 00				0	CN	< 1.0E + 00				0	GP	pCi/L
Thorium-234							< 3.5E + 02				0	GP	pCi/L
Tritium	1.1E + 01				1	GE	1.1E + 01				1	GE	pCi/mL
Uranium-233/234	< 1.0E + 00				0	CN	< 1.0E + 00				0	GP	pCi/L
Uranium-235	< 1.0E + 00				0	CN	< 1.0E + 00				0	GP	pCi/L
Uranium-238	< 1.0E + 00				0	CN	< 1.0E + 00				0	GP	pCi/L

Calculated Radionuclides

Parameter	1Q93	Mod	GP	H	Flag	Lab	2Q93	Mod	GP	H	Flag	Lab	Unit
Americium-243	< 3.0E-03	C			0		< 3.0E-03	C			0		pCi/L
Nickel-63	< 1.2E + 01	C			0		< 1.0E + 01	C			0		pCi/L
Plutonium-241	< 4.0E + 00	C			0		< 4.0E + 00	C			0		pCi/L
Plutonium-242	< 2.0E-05	C			0		< 2.0E-05	C			0		pCi/L

Note: See Appendix B for flagging criteria.
● = exceeded holding time.
■ = exceeded groundwater protection standard.

WELL FSB114A

SRS Coord.	Lat/Longitude	Screen Zone Elevation	Top of Casing	Casing	Pump	Formation
N75297.4 E52046.6	33.277229 °N 81.676014 °W	105.0-95.2 ft msl	252 ft msl	4" PVC	S	U. Congaree (IIA)

SAMPLE DATE	02/21/93	05/11/93

FIELD DATA

Parameter	1Q93	2Q93	Unit
Water elevation	160	160	ft msl
pH	8.6	9	pH
Sp. conductance	183	179	µS/cm
Water temperature	19.3	20.6	°C
Alkalinity as $CaCO_3$	72	77	mg/L
Volume purged	4.4	2.9	well volumes

Hazardous Constituents (264.94, Table 1)

Parameter	1Q93	Mod	GP	H	Flag	Lab	2Q93	Mod	GP	H	Flag	Lab	Unit
Arsenic	<2.0				0	GE	<2.0				0	GE	µg/L
Barium	70				0	GE	68				0	GE	µg/L
Cadmium	<2.0				0	GE	<2.0				0	GE	µg/L
Chromium	<4.0				0	GE	<4.0				0	GE	µg/L
Lead	<3.0				0	GE	<3.0				0	GE	µg/L
Mercury	<0.20				0	GE	<0.20				0	GE	µg/L
Selenium	<2.0	J1			0	GE	<2.0				0	GE	µg/L
Silver	<2.0				0	GE	<2.0				0	GE	µg/L

Hazardous Constituents (261 App. VIII/264 App. IX)

Parameter	1Q93	Mod	GP	H	Flag	Lab	2Q93	Mod	GP	H	Flag	Lab	Unit
Antimony	<2.0				0	GE	<2.0				0	GE	µg/L
Benzene	<1.0				0	GE	<1.0				0	GE	µg/L
Cobalt	<4.0				0	GE	<4.0				0	GE	µg/L
Copper	<4.0				0	GE	<4.0				0	GE	µg/L
Cyanide	<5.0				0	GE	<5.0				0	GE	µg/L
Nickel	<4.0				0	GE	<4.0				0	GE	µg/L
Phenols	<5.0				0	GE	<5.0				0	GE	µg/L
Tetrachloroethylene	<1.0				0	GE	<1.0				0	GE	µg/L
Thallium	<2.0				0	GE	<2.0				0	GE	µg/L
Trichloroethylene	1.4				0	GE	<1.0				0	GE	µg/L
Trichlorofluoromethane	1.4				0	GE	<1.0				0	GE	µg/L
Vanadium	<8.0				0	GE	<8.0				0	GE	µg/L
Zinc	9.4				0	GE	6.6				0	GE	µg/L

Water Quality Indicator Parameters

Parameter	1Q93	Mod	GP	H	Flag	Lab	2Q93	Mod	GP	H	Flag	Lab	Unit
Aluminum	77		■		2	GE	78		■		2	GE	µg/L
Nitrate as nitrogen	1,600				0	GE	1,600				0	GE	µg/L
pH	8.3	J		●	1	GE	8.9	J	■	●	1	GE	pH

Common Laboratory Contaminants

Parameter	1Q93	Mod	GP	H	Flag	Lab	2Q93	Mod	GP	H	Flag	Lab	Unit
Bis (2-ethylhexyl) phthalate	<10	J1			0	GE	<10	J1		●	0	GE	µg/L
Methylene chloride	<1.0				0	GE	1.5				0	GE	µg/L

Note: See Appendix B for flagging criteria.
● = exceeded holding time.
■ = exceeded groundwater protection standard.

WELL FSB114A (cont.)

Radiological Indicator Parameters

Parameter	1Q93	Mod	GP	H	Flag	Lab	2Q93	Mod	GP	H	Flag	Lab	Unit
Gross alpha	2.9E+00				0	GE	<2.0E+00				0	GE	pCi/L
Nonvolatile beta	2.9E+00				0	GE	3.2E+00				0	GE	pCi/L

Measured Radionuclides

Parameter	1Q93	Mod	GP	H	Flag	Lab	2Q93	Mod	GP	H	Flag	Lab	Unit
Actinium-228							<3.0E+01				0	GP	pCi/L
Americium-241	<1.0E+00				0	CN	<1.0E+00				0	GP	pCi/L
Cesium-137	<1.0E+01				0	CN	<1.0E+01				0	GP	pCi/L
Cobalt-60	<1.2E+01				0	CN	<1.0E+01				0	GP	pCi/L
Curium-242	<1.0E+00				0	CN	<1.0E+00				0	GP	pCi/L
Curium-243/244	<1.0E+00				0	CN	<1.0E+00				0	GP	pCi/L
Curium-245/246							<1.0E+00				0	GP	pCi/L
Iodine-129	<2.0E+00				0	CN	<2.0E+00				0	GP	pCi/L
Plutonium-238	<1.0E+00				0	CN	<1.0E+00				0	GP	pCi/L
Plutonium-239/240	<1.0E+00				0	CN	<1.0E+00				0	GP	pCi/L
Radium-226	<1.0E+00				0	CN	<1.0E+00				0	GP	pCi/L
Radium-228	<1.0E+00				0	CN	<1.0E+00				0	GP	pCi/L
Strontium-89	<2.0E+00				0	CN	<2.0E+00				0	GP	pCi/L
Strontium-90	<2.0E+00				0	CN	<2.0E+00				0	GP	pCi/L
Technetium-99	<3.0E+02				0	CN	<3.0E+02				0	GP	pCi/L
Thorium-228	<1.0E+00				0	CN	<1.0E+00				0	GP	pCi/L
Thorium-230	<1.0E+00				0	CN	<1.0E+00				0	GP	pCi/L
Thorium-232	<1.0E+00				0	CN	<1.0E+00				0	GP	pCi/L
Thorium-234							<3.5E+02				0	GP	pCi/L
Tritium	<7.0E-01				0	GE	<7.0E-01				0	GE	pCi/mL
Uranium-233/234	1.0E+00				0	CN	<1.0E+00				0	GP	pCi/L
Uranium-235	<1.0E+00				0	CN	<1.0E+00				0	GP	pCi/L
Uranium-238	1.2E+00				0	CN	<1.0E+00				0	GP	pCi/L

Calculated Radionuclides

Parameter	1Q93	Mod	GP	H	Flag	Lab	2Q93	Mod	GP	H	Flag	Lab	Unit
Americium-243	<3.0E-03	C			0		<3.0E-03	C			0		pCi/L
Nickel-63	<1.2E+01	C			0		<1.0E+01	C			0		pCi/L
Plutonium-241	<4.0E+00	C			0		<4.0E+00	C			0		pCi/L
Plutonium-242	<2.0E-05	C			0		<2.0E-05	C			0		pCi/L

Note: See Appendix B for flagging criteria.
● = exceeded holding time.
■ = exceeded groundwater protection standard.

WELL FSB114C

SRS Coord.	Lat/Longitude	Screen Zone Elevation	Top of Casing	Casing	Pump	Formation
N75288.5 E52033.8	33.277188 °N 81.67603 °W	168.0-158.0 ft msl	252.2 ft msl	4" PVC	S	Barnwell (IIB$_1$)

SAMPLE DATE	02/21/93	05/11/93

FIELD DATA

Parameter	1Q93	2Q93	Unit
Water elevation	210	220	ft msl
pH	5.6	5.6	pH
Sp. conductance	55	58	µS/cm
Water temperature	19.2	20.3	°C
Alkalinity as $CaCO_3$	9	3	mg/L
Volume purged	3.4	3.2	well volumes

Hazardous Constituents (264.94, Table 1)

Parameter	1Q93	Mod	GP	H	Flag	Lab	2Q93	Mod	GP	H	Flag	Lab	Unit
Arsenic	<2.0				0	GE	<2.0				0	GE	µg/L
Barium	14				0	GE	14				0	GE	µg/L
Cadmium	<2.0				0	GE	<2.0				0	GE	µg/L
Chromium	<4.0				0	GE	<4.0				0	GE	µg/L
Lead	<3.0				0	GE	<3.0				0	GE	µg/L
Mercury	<0.20				0	GE	<0.20				0	GE	µg/L
Selenium	<2.0	J1			0	GE	<2.0				0	GE	µg/L
Silver	<2.0				0	GE	<2.0				0	GE	µg/L

Hazardous Constituents (261 App. VIII/264 App. IX)

Parameter	1Q93	Mod	GP	H	Flag	Lab	2Q93	Mod	GP	H	Flag	Lab	Unit
Antimony	<2.0				0	GE	<2.0				0	GE	µg/L
Benzene	<1.0				0	GE	<1.0				0	GE	µg/L
Cobalt	<4.0				0	GE	<4.0				0	GE	µg/L
Copper	<4.0				0	GE	<4.0				0	GE	µg/L
Cyanide	<5.0				0	GE	<5.0				0	GE	µg/L
Nickel	<4.0				0	GE	<4.0				0	GE	µg/L
Phenols	<5.0				0	GE	<5.0				0	GE	µg/L
Tetrachloroethylene	<1.0				0	GE	<1.0				0	GE	µg/L
Thallium	<2.0				0	GE	<2.0				0	GE	µg/L
Trichloroethylene	1.3				0	GE	1.3				0	GE	µg/L
Trichlorofluoromethane	<1.0				0	GE	<1.0				0	GE	µg/L
Vanadium	<8.0				0	GE	<8.0				0	GE	µg/L
Zinc	9.1				0	GE	7.3				0	GE	µg/L

Water Quality Indicator Parameters

Parameter	1Q93	Mod	GP	H	Flag	Lab	2Q93	Mod	GP	H	Flag	Lab	Unit
Aluminum	<20				0	GE	<20				0	GE	µg/L
Nitrate as nitrogen	2,300				0	GE	2,300				0	GE	µg/L
pH	5.9	J	■	●	0	GE	6.0	J	■	●	0	GE	pH

Common Laboratory Contaminants

Parameter	1Q93	Mod	GP	H	Flag	Lab	2Q93	Mod	GP	H	Flag	Lab	Unit
Bis (2-ethylhexyl) phthalate	<10				0	GE	<10				0	GE	µg/L
Methylene chloride	<1.0				0	GE	1.4				0	GE	µg/L

Note: See Appendix B for flagging criteria.
● = exceeded holding time.
■ = exceeded groundwater protection standard.

WELL FSB114C (cont.)

Radiological Indicator Parameters

Parameter	1Q93	Mod	GP	H	Flag	Lab	2Q93	Mod	GP	H	Flag	Lab	Unit
Gross alpha	<2.0E+00				0	GE	<2.0E+00				0	GE	pCi/L
Nonvolatile beta	<2.0E+00				0	GE	<2.0E+00				0	GE	pCi/L

Measured Radionuclides

Parameter	1Q93	Mod	GP	H	Flag	Lab	2Q93	Mod	GP	H	Flag	Lab	Unit
Actinium-228							<3.0E+01				0	GP	pCi/L
Americium-241	<1.0E+00				0	CN	<1.0E+00				0	GP	pCi/L
Cesium-137	<1.0E+01				0	CN	<1.0E+01				0	GP	pCi/L
Cobalt-60	<1.2E+01				0	CN	<1.0E+01				0	GP	pCi/L
Curium-242	<1.0E+00				0	CN	<1.0E+00				0	GP	pCi/L
Curium-243/244	<1.0E+00				0	CN	<1.0E+00				0	GP	pCi/L
Curium-245/246							<1.0E+00				0	GP	pCi/L
Iodine-129	<2.0E+00				0	CN	<2.0E+00				0	GP	pCi/L
Plutonium-238	<1.0E+00				0	CN	<1.0E+00				0	GP	pCi/L
Plutonium-239/240	<1.0E+00				0	CN	<1.0E+00				0	GP	pCi/L
Radium-226	<1.0E+00				0	CN	<1.0E+00				0	GP	pCi/L
Radium-228	<1.0E+00				0	CN	<1.0E+00				0	GP	pCi/L
Strontium-89	<2.0E+00				0	CN	<2.0E+00				0	GP	pCi/L
Strontium-90	<2.0E+00				0	CN	<2.0E+00				0	GP	pCi/L
Technetium-99	<3.0E+02				0	CN	<3.0E+02				0	GP	pCi/L
Thorium-228	<1.0E+00				0	CN	<1.0E+00				0	GP	pCi/L
Thorium-230	<1.0E+00				0	CN	<1.0E+00				0	GP	pCi/L
Thorium-232	<1.0E+00				0	CN	<1.0E+00				0	GP	pCi/L
Thorium-234							<3.5E+02				0	GP	pCi/L
Tritium	3.1E+00				0	GE	3.0E+00				0	GE	pCi/mL
Uranium-233/234	<1.0E+00				0	CN	<1.0E+00				0	GP	pCi/L
Uranium-235	<1.0E+00				0	CN	<1.0E+00				0	GP	pCi/L
Uranium-238	<1.0E+00				0	CN	<1.0E+00				0	GP	pCi/L

Calculated Radionuclides

Parameter	1Q93	Mod	GP	H	Flag	Lab	2Q93	Mod	GP	H	Flag	Lab	Unit
Americium-243	<3.0E-03	C			0		<3.0E-03	C			0		pCi/L
Nickel-63	<1.2E+01	C			0		<1.0E+01	C			0		pCi/L
Plutonium-241	<4.0E+00	C			0		<4.0E+00	C			0		pCi/L
Plutonium-242	<2.0E-05	C			0		<2.0E-05	C			0		pCi/L

Note: See Appendix B for flagging criteria.
● = exceeded holding time.
■ = exceeded groundwater protection standard.

WELL FSB114D

SRS Coord.	Lat/Longitude	Screen Zone Elevation	Top of Casing	Casing	Pump	Formation
N75278.6 E52018.6	33.277141 °N 81.676051 °W	217.8-197.7 ft msl	252.2 ft msl	4" PVC	S	Water table (IIB_2)

SAMPLE DATE	02/21/93	05/11/93

FIELD DATA

Parameter	1Q93	2Q93	Unit
Water elevation	220	220	ft msl
pH	5.1	4.8	pH
Sp. conductance	49	47	µS/cm
Water temperature	18.8	20	°C
Alkalinity as $CaCO_3$	0	0	mg/L
Volume purged	15	12	well volumes

Hazardous Constituents (264.94, Table 1)

Parameter	1Q93	Mod	GP	H	Flag	Lab	2Q93	Mod	GP	H	Flag	Lab	Unit
Arsenic	<2.0				0	GE	<2.0				0	GE	µg/L
Barium	10				0	GE	11				0	GE	µg/L
Cadmium	<2.0				0	GE	<2.0				0	GE	µg/L
Chromium	<4.0				0	GE	<4.0				0	GE	µg/L
Lead	3.2				0	GE	<3.0				0	GE	µg/L
Mercury	<0.20				0	GE	<0.20				0	GE	µg/L
Selenium	<2.0	J1			0	GE	<2.0				0	GE	µg/L
Silver	<2.0				0	GE	<2.0				0	GE	µg/L

Hazardous Constituents (261 App. VIII/264 App. IX)

Parameter	1Q93	Mod	GP	H	Flag	Lab	2Q93	Mod	GP	H	Flag	Lab	Unit
Antimony	<2.0				0	GE	<2.0				0	GE	µg/L
Benzene	<1.0				0	GE	<1.0				0	GE	µg/L
Cobalt	<4.0				0	GE	<4.0				0	GE	µg/L
Copper	<4.0				0	GE	4.5				0	GE	µg/L
Cyanide	<5.0				0	GE	<5.0				0	GE	µg/L
Nickel	<4.0				0	GE	<4.0				0	GE	µg/L
Phenols	<5.0				0	GE	<5.0				0	GE	µg/L
Tetrachloroethylene	<1.0				0	GE	<1.0				0	GE	µg/L
Thallium	<2.0				0	GE	<2.0				0	GE	µg/L
Trichloroethylene	<1.0				0	GE	<1.0				0	GE	µg/L
Trichlorofluoromethane	<1.0				0	GE	<1.0				0	GE	µg/L
Vanadium	<8.0				0	GE	<8.0				0	GE	µg/L
Zinc	10				0	GE	11				0	GE	µg/L

Water Quality Indicator Parameters

Parameter	1Q93	Mod	GP	H	Flag	Lab	2Q93	Mod	GP	H	Flag	Lab	Unit
Aluminum	26				1	GE	36				1	GE	µg/L
Nitrate as nitrogen	2,400				0	GE	2,300				0	GE	µg/L
pH	5.1	J	■	●	0	GE	5.2	J	■	●	0	GE	pH

Common Laboratory Contaminants

Parameter	1Q93	Mod	GP	H	Flag	Lab	2Q93	Mod	GP	H	Flag	Lab	Unit
Bis (2-ethylhexyl) phthalate	<10	J1			0	GE	<10	J1			0	GE	µg/L
Methylene chloride	<1.0				0	GE	<1.0				0	GE	µg/L

Note: See Appendix B for flagging criteria.
● = exceeded holding time.
■ = exceeded groundwater protection standard.

WELL FSB114D (cont.)

Radiological Indicator Parameters

Parameter	1Q93	Mod	GP	H	Flag	Lab	2Q93	Mod	GP	H	Flag	Lab	Unit
Gross alpha	< 2.0E+00				0	GE	< 2.0E+00				0	GE	pCi/L
Nonvolatile beta	< 2.0E+00				0	GE	< 2.0E+00				0	GE	pCi/L

Measured Radionuclides

Parameter	1Q93	Mod	GP	H	Flag	Lab	2Q93	Mod	GP	H	Flag	Lab	Unit
Actinium-228							< 3.0E+01				0	GP	pCi/L
Americium-241	< 1.0E+00				0	CN	< 1.0E+00				0	GP	pCi/L
Cesium-137	< 1.0E+01				0	CN	< 1.0E+01				0	GP	pCi/L
Cobalt-60	< 1.2E+01				0	CN	< 1.0E+01				0	GP	pCi/L
Curium-242	< 1.0E+00				0	CN	< 1.0E+00				0	GP	pCi/L
Curium-243/244	< 1.0E+00				0	CN	< 1.0E+00				0	GP	pCi/L
Curium-245/246							< 1.0E+00				0	GP	pCi/L
Iodine-129	< 2.0E+00				0	CN	< 2.0E+00				0	GP	pCi/L
Plutonium-238	< 1.0E+00				0	CN	< 1.0E+00				0	GP	pCi/L
Plutonium-239/240	< 1.0E+00				0	CN	< 1.0E+00				0	GP	pCi/L
Radium-226	< 1.0E+00				0	CN	< 1.0E+00				0	GP	pCi/L
Radium-228	< 1.0E+00				0	CN	1.6E+00				0	GP	pCi/L
Strontium-89	6.4E+01	2	■		2	CN	< 2.0E+00				0	GP	pCi/L
Strontium-90	< 2.0E+00				0	CN	< 2.0E+00				0	GP	pCi/L
Technetium-99	< 3.0E+02				0	CN	< 3.0E+02				0	GP	pCi/L
Thorium-228	< 1.0E+00				0	CN	< 1.0E+00				0	GP	pCi/L
Thorium-230	< 1.0E+00				0	CN	< 1.0E+00				0	GP	pCi/L
Thorium-232	< 1.0E+00				0	CN	< 1.0E+00				0	GP	pCi/L
Thorium-234							< 3.5E+02				0	GP	pCi/L
Tritium	8.9E+00				0	GE	9.4E+00				0	GE	pCi/mL
Uranium-233/234	< 1.0E+00				0	CN	< 1.0E+00				0	GP	pCi/L
Uranium-235	< 1.0E+00				0	CN	< 1.0E+00				0	GP	pCi/L
Uranium-238	< 1.0E+00				0	CN	< 1.0E+00				0	GP	pCi/L

Calculated Radionuclides

Parameter	1Q93	Mod	GP	H	Flag	Lab	2Q93	Mod	GP	H	Flag	Lab	Unit
Americium-243	< 3.0E-03	C			0		< 3.0E-03	C			0		pCi/L
Nickel-63	< 1.2E+01	C			0		< 1.0E+01	C			0		pCi/L
Plutonium-241	< 4.0E+00	C			0		< 4.0E+00	C			0		pCi/L
Plutonium-242	< 2.0E-05	C			0		< 2.0E-05	C			0		pCi/L

Note: See Appendix B for flagging criteria.
● = exceeded holding time.
■ = exceeded groundwater protection standard.

WELL FSB115C

SRS Coord.	Lat/Longitude	Screen Zone Elevation	Top of Casing	Casing	Pump	Formation
N72515.5 E49736.0	33.267306 °N 81.676692 °W	173.8-163.8 ft msl	207.8 ft msl	4" PVC	S	Barnwell (IIB$_1$)

SAMPLE DATE 02/19/93 05/13/93

FIELD DATA

Parameter	1Q93	2Q93	Unit
Water elevation	180	190	ft msl
pH	6.1	5.3	pH
Sp. conductance	30	23	µS/cm
Water temperature	16.2	19	°C
Alkalinity as $CaCO_3$	6	3	mg/L
Volume purged	0.94	1.1	well volumes

Hazardous Constituents (264.94, Table 1)

Parameter	1Q93	Mod	GP	H	Flag	Lab	2Q93	Mod	GP	H	Flag	Lab	Unit
Arsenic	<2.0				0	GE	<2.0				0	GE	µg/L
Barium	6.1				0	GE	4.5				0	GE	µg/L
Cadmium	<2.0				0	GE	<2.0				0	GE	µg/L
Chromium	<4.0				0	GE	<4.0				0	GE	µg/L
Lead	3.8				0	GE	3.6				0	GE	µg/L
Mercury	<0.20				0	GE	<0.20				0	GE	µg/L
Selenium	<2.0	J1			0	GE	<2.0				0	GE	µg/L
Silver	<2.0				0	GE	<2.0				0	GE	µg/L

Hazardous Constituents (261 App. VIII/264 App. IX)

Parameter	1Q93	Mod	GP	H	Flag	Lab	2Q93	Mod	GP	H	Flag	Lab	Unit
Antimony	<2.0				0	GE	<2.0				0	GE	µg/L
Benzene	<1.0				0	GE	<1.0				0	GE	µg/L
Cobalt	<4.0				0	GE	<4.0				0	GE	µg/L
Copper	6.3				0	GE	11				0	GE	µg/L
Cyanide	<5.0				0	GE	<5.0				0	GE	µg/L
Nickel	<4.0				0	GE	<4.0				0	GE	µg/L
Phenols	<5.0				0	GE	<5.0				0	GE	µg/L
Tetrachloroethylene	<1.0				0	GE	<1.0				0	GE	µg/L
Thallium	<2.0				0	GE	<2.0				0	GE	µg/L
Trichloroethylene	<1.0				0	GE	<1.0				0	GE	µg/L
Trichlorofluoromethane	<1.0				0	GE	<1.0				0	GE	µg/L
Vanadium	<8.0				0	GE	<8.0				0	GE	µg/L
Zinc	13				0	GE	21		■		0	GE	µg/L

Water Quality Indicator Parameters

Parameter	1Q93	Mod	GP	H	Flag	Lab	2Q93	Mod	GP	H	Flag	Lab	Unit
Aluminum	57		■		2	GE	53		■		2	GE	µg/L
Nitrate as nitrogen	650				0	GE	580				0	GE	µg/L
pH	6.2	J	■	●	0	GE	5.5	J	■	●	0	GE	pH

Common Laboratory Contaminants

Parameter	1Q93	Mod	GP	H	Flag	Lab	2Q93	Mod	GP	H	Flag	Lab	Unit
Bis (2-ethylhexyl) phthalate	<10	J1			0	GE	350		■		2	GE	µg/L
Methylene chloride	1.1	JV			0	GE	1.5	JV			0	GE	µg/L

Note: See Appendix B for flagging criteria.
● = exceeded holding time.
■ = exceeded groundwater protection standard.

WELL FSB115C (cont.)

Radiological Indicator Parameters

Parameter	1Q93	Mod	GP	H	Flag	Lab	2Q93	Mod	GP	H	Flag	Lab	Unit
Gross alpha	<2.0E+00				0	GE	<2.0E+00				0	GE	pCi/L
Nonvolatile beta	<2.0E+00				0	GE	<2.0E+00				0	GE	pCi/L

Measured Radionuclides

Parameter	1Q93	Mod	GP	H	Flag	Lab	2Q93	Mod	GP	H	Flag	Lab	Unit
Actinium-228							<3.0E+01				0	GP	pCi/L
Americium-241	<1.0E+00				0	CN	<1.0E+00				0	GP	pCi/L
Cesium-137	<1.0E+01				0	CN	<1.0E+01				0	GP	pCi/L
Cobalt-60	<1.2E+01				0	CN	<1.0E+01				0	GP	pCi/L
Curium-242	<1.0E+00				0	CN	<1.0E+00				0	GP	pCi/L
Curium-243/244	<1.0E+00				0	CN	<1.0E+00				0	GP	pCi/L
Curium-245/246							<1.0E+00				0	GP	pCi/L
Iodine-129	<2.0E+00				0	CN	<2.0E+00				0	GP	pCi/L
Plutonium-238	<1.0E+00				0	CN	<1.0E+00				0	GP	pCi/L
Plutonium-239/240	<1.0E+00				0	CN	<1.0E+00				0	GP	pCi/L
Radium-226	<1.0E+00				0	CN	<1.0E+00				0	GP	pCi/L
Radium-228	<1.0E+00				0	CN	<1.0E+00				0	GP	pCi/L
Strontium-89	<2.0E+00				0	CN	<2.0E+00				0	GP	pCi/L
Strontium-90	<2.0E+00				0	CN	3.3E+00				0	GP	pCi/L
Technetium-99	<3.0E+02				0	CN	5.6E+02				1	GP	pCi/L
Thorium-228	<6.0E+00	3			0	CN	<1.0E+00				0	GP	pCi/L
Thorium-230	<1.0E+00	3			0	CN	<1.0E+00				0	GP	pCi/L
Thorium-232	<1.0E+00	3			0	CN	<1.0E+00				0	GP	pCi/L
Thorium-234							<3.5E+02				0	GP	pCi/L
Tritium	8.0E+00				0	GE	8.3E+00				0	GE	pCi/mL
Uranium-233/234	<1.0E+00				0	CN	<1.0E+00				0	GP	pCi/L
Uranium-235	<1.0E+00				0	CN	<1.0E+00				0	GP	pCi/L
Uranium-238	<1.0E+00				0	CN	<1.0E+00				0	GP	pCi/L

Calculated Radionuclides

Parameter	1Q93	Mod	GP	H	Flag	Lab	2Q93	Mod	GP	H	Flag	Lab	Unit
Americium-243	<3.0E-03	C			0		<3.0E-03	C			0		pCi/L
Nickel-63	<1.2E+01	C			0		<1.0E+01	C			0		pCi/L
Plutonium-241	<4.0E+00	C			0		<4.0E+00	C			0		pCi/L
Plutonium-242	<2.0E-05	C			0		<2.0E-05	C			0		pCi/L

Note: See Appendix B for flagging criteria.
● = exceeded holding time.
■ = exceeded groundwater protection standard.

WELL FSB115D

SRS Coord.	Lat/Longitude	Screen Zone Elevation	Top of Casing	Casing	Pump	Formation
N72504.3 E49728.3	33.267268 °N 81.676691 °W	192.5-182.5 ft msl	208.5 ft msl	4" PVC	S	Water table (IIB_2)

SAMPLE DATE	02/19/93	05/13/93

FIELD DATA

Parameter	1Q93	2Q93	Unit
Water elevation	190	190	ft msl
pH	4.9	4.6	pH
Sp. conductance	16	16	µS/cm
Water temperature	15.8	18.5	°C
Alkalinity as $CaCO_3$	2	2	mg/L
Volume purged	0.74	0.73	well volumes

Hazardous Constituents (264.94, Table 1)

Parameter	1Q93	Mod	GP	H	Flag	Lab	2Q93	Mod	GP	H	Flag	Lab	Unit
Arsenic	<2.0				0	GE	<2.0				0	GE	µg/L
Barium	9.2				0	GE	13				0	GE	µg/L
Cadmium	<2.0				0	GE	<2.0				0	GE	µg/L
Chromium	<4.0				0	GE	<4.0				0	GE	µg/L
Lead	8.8				1	GE	11				1	GE	µg/L
Mercury	<0.20				0	GE	<0.20				0	GE	µg/L
Selenium	<2.0	J1			0	GE	<2.0				0	GE	µg/L
Silver	<2.0				0	GE	<2.0				0	GE	µg/L

Hazardous Constituents (261 App. VIII/264 App. IX)

Parameter	1Q93	Mod	GP	H	Flag	Lab	2Q93	Mod	GP	H	Flag	Lab	Unit
Antimony	<2.0				0	GE	<2.0				0	GE	µg/L
Benzene	<1.0				0	GE	<1.0				0	GE	µg/L
Cobalt	<4.0				0	GE	<4.0				0	GE	µg/L
Copper	36				0	GE	28				0	GE	µg/L
Cyanide	<5.0				0	GE	<5.0				0	GE	µg/L
Nickel	<4.0				0	GE	<4.0				0	GE	µg/L
Phenols	<5.0				0	GE	<5.0				0	GE	µg/L
Tetrachloroethylene	2.2				0	GE	<1.0				0	GE	µg/L
Thallium	<2.0				0	GE	<2.0				0	GE	µg/L
Trichloroethylene	2.3				0	GE	<1.0				0	GE	µg/L
Trichlorofluoromethane	<1.0				0	GE	<1.0				0	GE	µg/L
Vanadium	<8.0				0	GE	<8.0				0	GE	µg/L
Zinc	43		■		0	GE	44		■		0	GE	µg/L

Water Quality Indicator Parameters

Parameter	1Q93	Mod	GP	H	Flag	Lab	2Q93	Mod	GP	H	Flag	Lab	Unit
Aluminum	200		■		2	GE	1,600		■		2	GE	µg/L
Nitrate as nitrogen	100				0	GE	120				0	GE	µg/L
pH	5.2	J	■	●	0	GE	4.8	J	■	●	0	GE	pH

Common Laboratory Contaminants

Parameter	1Q93	Mod	GP	H	Flag	Lab	2Q93	Mod	GP	H	Flag	Lab	Unit
Bis (2-ethylhexyl) phthalate	<10	J1			0	GE	89		■		2	GE	µg/L
Methylene chloride	1.2	JV			0	GE	1.5	JV			0	GE	µg/L

Note: See Appendix B for flagging criteria.
● = exceeded holding time.
■ = exceeded groundwater protection standard.

WELL FSB115D (cont.)

Radiological Indicator Parameters

Parameter	1Q93	Mod	GP	H	Flag	Lab	2Q93	Mod	GP	H	Flag	Lab	Unit
Gross alpha	< 2.0E+00				0	GE	2.6E+00				0	GE	pCi/L
Nonvolatile beta	< 2.0E+00				0	GE	2.9E+00				0	GE	pCi/L

Measured Radionuclides

Parameter	1Q93	Mod	GP	H	Flag	Lab	2Q93	Mod	GP	H	Flag	Lab	Unit
Actinium-228							< 3.0E+01				0	GP	pCi/L
Americium-241	< 1.0E+00				0	CN	< 1.0E+00				0	GP	pCi/L
Cesium-137	< 1.0E+01				0	CN	< 1.0E+01				0	GP	pCi/L
Cobalt-60	< 1.2E+01				0	CN	< 1.0E+01				0	GP	pCi/L
Curium-242	< 1.0E+00				0	CN	< 1.0E+00				0	GP	pCi/L
Curium-243/244	< 1.0E+00				0	CN	< 1.0E+00				0	GP	pCi/L
Curium-245/246							< 1.0E+00				0	GP	pCi/L
Iodine-129	< 2.0E+00				0	CN	< 2.0E+00				0	GP	pCi/L
Plutonium-238	< 1.0E+00				0	CN	< 1.0E+00				0	GP	pCi/L
Plutonium-239/240	< 1.0E+00				0	CN	< 1.0E+00				0	GP	pCi/L
Radium-226	< 1.0E+00				0	CN	< 1.0E+00				0	GP	pCi/L
Radium-228	< 1.0E+00				0	CN	< 1.0E+00				0	GP	pCi/L
Strontium-89	< 2.0E+00				0	CN	< 2.0E+00				0	GP	pCi/L
Strontium-90	< 2.0E+00				0	CN	< 2.0E+00				0	GP	pCi/L
Technetium-99	< 3.0E+02				0	CN	< 3.0E+02				0	GP	pCi/L
Thorium-228	< 1.0E+00				0	CN	< 1.0E+00				0	GP	pCi/L
Thorium-230	< 1.0E+00	3			0	CN	< 1.0E+00				0	GP	pCi/L
Thorium-232	< 1.0E+00	3			0	CN	< 1.0E+00				0	GP	pCi/L
Thorium-234							< 3.5E+02				0	GP	pCi/L
Tritium	1.1E+01				1	GE	8.8E+00				0	GE	pCi/mL
Uranium-233/234	< 1.0E+00				0	CN	< 1.0E+00				0	GP	pCi/L
Uranium-235	< 1.5E+01				0	CN	< 1.0E+00				0	GP	pCi/L
Uranium-238							< 1.0E+00				0	GP	pCi/L

Calculated Radionuclides

Parameter	1Q93	Mod	GP	H	Flag	Lab	2Q93	Mod	GP	H	Flag	Lab	Unit
Americium-243	< 3.0E-03	C			0		< 3.0E-03	C			0		pCi/L
Nickel-63	< 1.2E+01	C			0		< 1.0E+01	C			0		pCi/L
Plutonium-241	< 4.0E+00	C			0		< 4.0E+00	C			0		pCi/L
Plutonium-242	< 2.0E-05	C			0		< 2.0E-05	C			0		pCi/L

Note: See Appendix B for flagging criteria.
● = exceeded holding time.
■ = exceeded groundwater protection standard.

WELL FSB116C

SRS Coord.	Lat/Longitude	Screen Zone Elevation	Top of Casing	Casing	Pump	Formation
N72725.5 E50645.9	33.269255 °N 81.674705 °W	170.5-160.5 ft msl	202.5 ft msl	4" PVC	S	Barnwell (IIB$_1$)

SAMPLE DATE	02/19/93	05/12/93

FIELD DATA

Parameter	1Q93	2Q93	Unit
Water elevation	190	190	ft msl
pH	5.1	4.9	pH
Sp. conductance	20	22	µS/cm
Water temperature	18.6	18.9	°C
Alkalinity as $CaCO_3$	1	1	mg/L
Volume purged	4.0	3.2	well volumes

Hazardous Constituents (264.94, Table 1)

Parameter	1Q93	Mod	GP	H	Flag	Lab	2Q93	Mod	GP	H	Flag	Lab	Unit
Arsenic	<2.0				0	GE	<2.0				0	GE	µg/L
Barium	4.0				0	GE	4.5				0	GE	µg/L
Cadmium	<2.0				0	GE	<2.0				0	GE	µg/L
Chromium	<4.0				0	GE	<4.0				0	GE	µg/L
Lead	<3.0				0	GE	<3.0				0	GE	µg/L
Mercury	<0.20				0	GE	<0.20				0	GE	µg/L
Selenium	<2.0	J1			0	GE	<2.0				0	GE	µg/L
Silver	<2.0				0	GE	<2.0				0	GE	µg/L

Hazardous Constituents (261 App. VIII/264 App. IX)

Parameter	1Q93	Mod	GP	H	Flag	Lab	2Q93	Mod	GP	H	Flag	Lab	Unit
Antimony	<2.0				0	GE	<2.0				0	GE	µg/L
Benzene	<1.0				0	GE	<1.0				0	GE	µg/L
Cobalt	<4.0				0	GE	<4.0				0	GE	µg/L
Copper	<4.0				0	GE	4.2				0	GE	µg/L
Cyanide	<5.0				0	GE	<5.0				0	GE	µg/L
Nickel	<4.0				0	GE	<4.0				0	GE	µg/L
Phenols	<5.0				0	GE	<5.0				0	GE	µg/L
Tetrachloroethylene	<1.0				0	GE	<1.0				0	GE	µg/L
Thallium	<2.0				0	GE	<2.0				0	GE	µg/L
Trichloroethylene	<1.0				0	GE	<1.0				0	GE	µg/L
Trichlorofluoromethane	<1.0				0	GE	<1.0				0	GE	µg/L
Vanadium	<8.0				0	GE	<8.0				0	GE	µg/L
Zinc	8.0				0	GE	7.3				0	GE	µg/L

Water Quality Indicator Parameters

Parameter	1Q93	Mod	GP	H	Flag	Lab	2Q93	Mod	GP	H	Flag	Lab	Unit
Aluminum	28				1	GE	43				1	GE	µg/L
Nitrate as nitrogen	780				0	GE	740				0	GE	µg/L
pH	5.1	J	■	●	0	GE	5.2	J	■	●	0	GE	pH

Common Laboratory Contaminants

Parameter	1Q93	Mod	GP	H	Flag	Lab	2Q93	Mod	GP	H	Flag	Lab	Unit
Bis (2-ethylhexyl) phthalate	<10				0	GE	<10				0	GE	µg/L
Methylene chloride	2.7				1	GE	4.4	JV			1	GE	µg/L

Note: See Appendix B for flagging criteria.
● = exceeded holding time.
■ = exceeded groundwater protection standard.

WELL FSB116C (cont.)

Radiological Indicator Parameters

Parameter	1Q93	Mod	GP	H	Flag	Lab	2Q93	Mod	GP	H	Flag	Lab	Unit
Gross alpha	< 2.0E+00				0	GE	< 2.0E+00				0	GE	pCi/L
Nonvolatile beta	< 2.0E+00				0	GE	2.7E+00				0	GE	pCi/L

Measured Radionuclides

Parameter	1Q93	Mod	GP	H	Flag	Lab	2Q93	Mod	GP	H	Flag	Lab	Unit
Actinium-228							< 3.0E+01				0	GP	pCi/L
Americium-241							< 1.0E+00				0	GP	pCi/L
Cesium-137							< 1.0E+01				0	GP	pCi/L
Cobalt-60							< 1.0E+01				0	GP	pCi/L
Curium-242							< 1.0E+00				0	GP	pCi/L
Curium-243/244							< 1.0E+00				0	GP	pCi/L
Curium-245/246							< 1.0E+00				0	GP	pCi/L
Iodine-129							< 2.0E+00				0	GP	pCi/L
Plutonium-238							< 1.0E+00				0	GP	pCi/L
Plutonium-239/240							< 1.0E+00				0	GP	pCi/L
Radium-226							< 1.0E+00				0	GP	pCi/L
Radium-228							< 1.0E+00				0	GP	pCi/L
Strontium-89							< 2.0E+00				0	GP	pCi/L
Strontium-90							< 2.0E+00				0	GP	pCi/L
Technetium-99							< 3.0E+02				0	GP	pCi/L
Thorium-228							< 1.0E+00				0	GP	pCi/L
Thorium-230							< 1.0E+00				0	GP	pCi/L
Thorium-232							< 1.0E+00				0	GP	pCi/L
Thorium-234							< 3.5E+02				0	GP	pCi/L
Tritium	1.2E+01				1	GE	1.2E+01				1	GE	pCi/mL
Uranium-233/234							< 1.0E+00				0	GP	pCi/L
Uranium-235							< 1.0E+00				0	GP	pCi/L
Uranium-238							< 1.0E+00				0	GP	pCi/L

Calculated Radionuclides

Parameter	1Q93	Mod	GP	H	Flag	Lab	2Q93	Mod	GP	H	Flag	Lab	Unit
Americium-243					0		< 3.0E-03	C			0		pCi/L
Nickel-63					0		< 1.0E+01	C			0		pCi/L
Plutonium-241					0		< 4.0E+00	C			0		pCi/L
Plutonium-242					0		< 2.0E-05	C			0		pCi/L

Note: See Appendix B for flagging criteria.
● = exceeded holding time.
■ = exceeded groundwater protection standard.

WELL FSB116D

SRS Coord.	Lat/Longitude	Screen Zone Elevation	Top of Casing	Casing	Pump	Formation
N72727.4 E50629.7	33.269233 °N 81.674751 °W	196.4-186.4 ft msl	202.9 ft msl	4" PVC	S	Water table (IIB_2)

SAMPLE DATE	02/19/93	05/13/93

FIELD DATA

Parameter	1Q93	2Q93	Unit
Water elevation	190	190	ft msl
pH	5.1	4.5	pH
Sp. conductance	33	33	µS/cm
Water temperature	14	18.8	°C
Alkalinity as $CaCO_3$	1	1	mg/L
Volume purged	0.73	0.69	well volumes

Hazardous Constituents (264.94, Table 1)

Parameter	1Q93	Mod	GP	H	Flag	Lab	2Q93	Mod	GP	H	Flag	Lab	Unit
Arsenic	<2.0				0	GE	<2.0				0	GE	µg/L
Barium	8.5				0	GE	14				0	GE	µg/L
Cadmium	<2.0				0	GE	<2.0				0	GE	µg/L
Chromium	<4.0				0	GE	8.1				0	GE	µg/L
Lead	40				2	GE	47				2	GE	µg/L
Mercury	<0.20				0	GE	<0.20				0	GE	µg/L
Selenium	<2.0	J1			0	GE	<2.0				0	GE	µg/L
Silver	<2.0				0	GE	<2.0				0	GE	µg/L

Hazardous Constituents (261 App. VIII/264 App. IX)

Parameter	1Q93	Mod	GP	H	Flag	Lab	2Q93	Mod	GP	H	Flag	Lab	Unit
Antimony	<2.0				0	GE	<2.0				0	GE	µg/L
Benzene	<1.0				0	GE	<1.0				0	GE	µg/L
Cobalt	<4.0				0	GE	<4.0				0	GE	µg/L
Copper	98		■		0	GE	84		■		0	GE	µg/L
Cyanide	<5.0				0	GE	<5.0				0	GE	µg/L
Nickel	<4.0				0	GE	<4.0				0	GE	µg/L
Phenols	<5.0				0	GE	<5.0				0	GE	µg/L
Tetrachloroethylene	<1.0				0	GE	<1.0				0	GE	µg/L
Thallium	<2.0				0	GE	<2.0				0	GE	µg/L
Trichloroethylene	<1.0				0	GE	<1.0				0	GE	µg/L
Trichlorofluoromethane	<1.0				0	GE	<1.0				0	GE	µg/L
Vanadium	<8.0				0	GE	<8.0				0	GE	µg/L
Zinc	240		■		0	GE	180		■		0	GE	µg/L

Water Quality Indicator Parameters

Parameter	1Q93	Mod	GP	H	Flag	Lab	2Q93	Mod	GP	H	Flag	Lab	Unit
Aluminum	360		■		2	GE	4,300		■		2	GE	µg/L
Nitrate as nitrogen	210				0	GE	140				0	GE	µg/L
pH	5.2	J	■	●	0	GE	4.7	J	■	●	0	GE	pH

Common Laboratory Contaminants

Parameter	1Q93	Mod	GP	H	Flag	Lab	2Q93	Mod	GP	H	Flag	Lab	Unit
Bis (2-ethylhexyl) phthalate	<10	J1			0	GE	<10				0	GE	µg/L
Methylene chloride	2.7				1	GE	1.4	JV			0	GE	µg/L

Note: See Appendix B for flagging criteria.
● = exceeded holding time.
■ = exceeded groundwater protection standard.

WELL FSB116D (cont.)

Radiological Indicator Parameters

Parameter	1Q93	Mod	GP	H	Flag	Lab	2Q93	Mod	GP	H	Flag	Lab	Unit
Gross alpha	< 2.0E+00				0	GE	3.4E+00				0	GE	pCi/L
Nonvolatile beta	< 2.0E+00				0	GE	3.1E+00				0	GE	pCi/L

Measured Radionuclides

Parameter	1Q93	Mod	GP	H	Flag	Lab	2Q93	Mod	GP	H	Flag	Lab	Unit
Actinium-228							< 3.0E+01				0	GP	pCi/L
Americium-241							< 1.0E+00				0	GP	pCi/L
Cesium-137							< 1.0E+01				0	GP	pCi/L
Cobalt-60							< 1.0E+01				0	GP	pCi/L
Curium-242							< 1.0E+00				0	GP	pCi/L
Curium-243/244							< 1.0E+00				0	GP	pCi/L
Curium-245/246							< 1.0E+00				0	GP	pCi/L
Iodine-129							< 2.0E+00				0	GP	pCi/L
Plutonium-238							< 1.0E+00				0	GP	pCi/L
Plutonium-239/240							< 1.0E+00				0	GP	pCi/L
Radium-226							< 1.0E+00				0	GP	pCi/L
Radium-228							2.0E+00				0	GP	pCi/L
Strontium-89							< 2.0E+00				0	GP	pCi/L
Strontium-90							< 2.0E+00				0	GP	pCi/L
Technetium-99							3.8E+03		■		2	GP	pCi/L
Thorium-228							< 1.0E+00				0	GP	pCi/L
Thorium-230							< 1.0E+00				0	GP	pCi/L
Thorium-232							< 1.0E+00				0	GP	pCi/L
Thorium-234							< 3.5E+02				0	GP	pCi/L
Tritium	1.1E+01				1	GE	1.1E+01				1	GE	pCi/mL
Uranium-233/234							< 1.0E+00				0	GP	pCi/L
Uranium-235							< 1.0E+00				0	GP	pCi/L
Uranium-238							< 1.0E+00				0	GP	pCi/L

Calculated Radionuclides

Parameter	1Q93	Mod	GP	H	Flag	Lab	2Q93	Mod	GP	H	Flag	Lab	Unit
Americium-243					0		< 3.0E-03	C			0		pCi/L
Nickel-63					0		< 1.0E+01	C			0		pCi/L
Plutonium-241					0		< 4.0E+00	C			0		pCi/L
Plutonium-242					0		< 2.0E-05	C			0		pCi/L

Note: See Appendix B for flagging criteria.
● = exceeded holding time.
■ = exceeded groundwater protection standard.

WELL FSB117D

SRS Coord.	Lat/Longitude	Screen Zone Elevation	Top of Casing	Casing	Pump	Formation
N74070.4 E50486.8	33.27197 °N 81.677736 °W	209.7-189.7 ft msl	230.7 ft msl	4" PVC	S	Water table (llB_2)

SAMPLE DATE	02/24/93	05/09/93

FIELD DATA

Parameter	1Q93	2Q93	Unit
Water elevation	210	210	ft msl
pH	3.7	3.7	pH
Sp. conductance	616	542	µS/cm
Water temperature	18.2	18.9	°C
Alkalinity as $CaCO_3$	0	0	mg/L
Volume purged	8.6	10	well volumes

Hazardous Constituents (264.94, Table 1)

Parameter	1Q93	Mod	GP	H	Flag	Lab	2Q93	Mod	GP	H	Flag	Lab	Unit
Arsenic	<2.0				0	GE	<2.0				0	GE	µg/L
Barium	200				0	GE	170				0	GE	µg/L
Cadmium	3.3				1	GE	2.9				1	GE	µg/L
Chromium	<4.0				0	GE	<4.0				0	GE	µg/L
Lead	<3.0				0	GE	<3.0				0	GE	µg/L
Mercury	<0.20	J		●	0	GE	<0.20				0	GE	µg/L
Selenium	<2.0				0	GE	<2.0				0	GE	µg/L
Silver	<2.0				0	GE	<2.0				0	GE	µg/L

Hazardous Constituents (261 App. VIII/264 App. IX)

Parameter	1Q93	Mod	GP	H	Flag	Lab	2Q93	Mod	GP	H	Flag	Lab	Unit
Antimony	<2.0				0	GE	<2.0				0	GE	µg/L
Benzene	<1.0				0	GE	<1.0				0	GE	µg/L
Cobalt	20				1	GE	13				0	GE	µg/L
Copper	27				0	GE	20				0	GE	µg/L
Cyanide	<10				0	GE	<10				0	GE	µg/L
Nickel	9.8				0	GE	12				0	GE	µg/L
Phenols	<5.0				0	GE	<10				0	GE	µg/L
Tetrachloroethylene	<1.0				0	GE	<1.0				0	GE	µg/L
Thallium	<2.0				0	GE	<2.0				0	GE	µg/L
Trichloroethylene	<1.0				0	GE	<1.0				0	GE	µg/L
Trichlorofluoromethane	<1.0				0	GE	<1.0				0	GE	µg/L
Vanadium	<8.0				0	GE	<8.0				0	GE	µg/L
Zinc	27		■		0	GE	20				0	GE	µg/L

Water Quality Indicator Parameters

Parameter	1Q93	Mod	GP	H	Flag	Lab	2Q93	Mod	GP	H	Flag	Lab	Unit
Aluminum	30,000		■		2	GE	23,000		■		2	GE	µg/L
Nitrate as nitrogen	68,000		■		2	GE	59,000		■		2	GE	µg/L
pH	3.6	J	■	●	1	GE	3.8	J	■	●	1	GE	pH

Common Laboratory Contaminants

Parameter	1Q93	Mod	GP	H	Flag	Lab	2Q93	Mod	GP	H	Flag	Lab	Unit
Bis (2-ethylhexyl) phthalate	<10	J1			0	GE	<10	J1			0	GE	µg/L
Methylene chloride	<1.0				0	GE	<1.0				0	GE	µg/L

Note: See Appendix B for flagging criteria.
● = exceeded holding time.
■ = exceeded groundwater protection standard.

WELL FSB117D (cont.)

Radiological Indicator Parameters

Parameter	1Q93	Mod	GP	H	Flag	Lab	2Q93	Mod	GP	H	Flag	Lab	Unit
Gross alpha	1.1E+03		■		2	GE	8.5E+02		■		2	GE	pCi/L
Nonvolatile beta	7.4E+02		■		2	GE	6.3E+02		■		2	GE	pCi/L

Measured Radionuclides

Parameter	1Q93	Mod	GP	H	Flag	Lab	2Q93	Mod	GP	H	Flag	Lab	Unit
Actinium-228							<3.0E+01				0	GP	pCi/L
Americium-241	1.3E+01	Y	■		2	CN	9.4E+00		■		2	GP	pCi/L
Cesium-137	<1.0E+01	Y			0	CN	<1.0E+01				0	GP	pCi/L
Cobalt-60	<1.2E+01	Y			0	CN	<1.0E+01				0	GP	pCi/L
Curium-242	<1.0E+00	Y			0	CN	<1.0E+00				0	GP	pCi/L
Curium-243/244	1.3E+00	Y			0	CN	2.2E+00				0	GP	pCi/L
Curium-245/246							3.6E+00				1	GP	pCi/L
Iodine-129	4.2E+01		■		2	CN	4.0E+01		■		2	GP	pCi/L
Plutonium-238	<1.0E+00	Y			0	CN	<1.0E+00				0	GP	pCi/L
Plutonium-239/240	<1.0E+00	Y			0	CN	<1.0E+00				0	GP	pCi/L
Radium-226	1.6E+01	Y			1	CN	1.6E+01				1	GP	pCi/L
Radium-228	8.4E+01	Y	■		2	CN	1.6E+01	V			1	GP	pCi/L
Strontium-89		RY4			0	CN	2.6E+01		■		2	GP	pCi/L
Strontium-90		RY4			0	CN	1.8E+02		■		2	GP	pCi/L
Technetium-99	3.3E+03		■		2	CN	6.4E+03		■		2	GP	pCi/L
Thorium-228	5.0E+00	Y			0	CN	1.1E+00				0	GP	pCi/L
Thorium-230	1.3E+00	Y			0	CN	2.7E+00				0	GP	pCi/L
Thorium-232	<1.0E+00	Y			0	CN	<1.0E+00				0	GP	pCi/L
Thorium-234							<3.5E+02				0	GP	pCi/L
Tritium	4.4E+03		■		2	GE	3.4E+03		■		2	GE	pCi/mL
Uranium-233/234	6.1E+02	3Y	■		2	CN	3.6E+02		■		2	GP	pCi/L
Uranium-235	3.0E+01	3Y	■		2	CN	1.8E+01		■		2	GP	pCi/L
Uranium-238	6.2E+02	3Y	■		2	CN	3.7E+02		■		2	GP	pCi/L

Calculated Radionuclides

Parameter	1Q[illegible]	Mod	GP	H	Flag	Lab	2Q93	Mod	GP	H	Flag	Lab	Unit
Americium-243					0		6.6E-03	C			0		pCi/L
Nickel-63	<				0		<1.0E+01	C			0		pCi/L
Plutonium-241	<4				0		<4.0E+00	C			0		pCi/L
Plutonium-242	<2.0E[illegible]	C			0		<2.0E-05	C			0		pCi/L

Note: See Appendix B for flagging criteria.
● = exceeded holding time.
■ = exceeded groundwater protection standard.

WELL FSB118D

SRS Coord.	Lat/Longitude	Screen Zone Elevation	Top of Casing	Casing	Pump	Formation
N74697.9 E51276.3	33.274646 °N 81.676877 °W	211.3-191.3 ft msl	243.3 ft msl	4" PVC	S	Water table (IIB$_2$)

SAMPLE DATE	02/19/93	05/13/93

FIELD DATA

Parameter	1Q93	2Q93	Unit
Water elevation	210	210	ft msl
pH	5.2	5.2	pH
Sp. conductance	35	36	µS/cm
Water temperature	18.2	18.6	°C
Alkalinity as $CaCO_3$	1	2	mg/L
Volume purged	6.7	6.8	well volumes

Hazardous Constituents (264.94, Table 1)

Parameter	1Q93	Mod	GP	H	Flag	Lab	2Q93	Mod	GP	H	Flag	Lab	Unit
Arsenic	<2.0				0	GE	<2.0				0	GE	µg/L
Barium	18				0	GE	19				0	GE	µg/L
Cadmium	<2.0				0	GE	<2.0				0	GE	µg/L
Chromium	<4.0				0	GE	<4.0				0	GE	µg/L
Lead	3.8	J3			0	WA	<3.0				0	GE	µg/L
Mercury	<0.20				0	GE	<0.20				0	GE	µg/L
Selenium	<2.0	J1			0	GE	<2.0				0	GE	µg/L
Silver	<2.0				0	GE	<2.0				0	GE	µg/L

Hazardous Constituents (261 App. VIII/264 App. IX)

Parameter	1Q93	Mod	GP	H	Flag	Lab	2Q93	Mod	GP	H	Flag	Lab	Unit
Antimony	<2.0				0	GE	<2.0				0	GE	µg/L
Benzene	<1.0				0	GE	<1.0				0	GE	µg/L
Cobalt	<4.0				0	GE	<4.0				0	GE	µg/L
Copper	7.8				0	WA	4.4				0	GE	µg/L
Cyanide	<5.0				0	GE	<5.0				0	GE	µg/L
Nickel	<4.0				0	GE	<4.0				0	GE	µg/L
Phenols	<5.0				0	GE	<5.0				0	GE	µg/L
Tetrachloroethylene	1.8	J			0	WA	1.5				0	GE	µg/L
Thallium	<2.0				0	GE	<2.0				0	GE	µg/L
Trichloroethylene	<1.0				0	GE	<1.0				0	GE	µg/L
Trichlorofluoromethane	1.2	J			0	WA	<1.0				0	GE	µg/L
Vanadium	<3.0				0	WA	<8.0				0	GE	µg/L
Zinc	25		■		0	WA	9.0				0	GE	µg/L

Water Quality Indicator Parameters

Parameter	1Q93	Mod	GP	H	Flag	Lab	2Q93	Mod	GP	H	Flag	Lab	Unit
Aluminum	70		■		2	WA	35				1	GE	µg/L
Nitrate as nitrogen	1,300				0	GE	1,200				0	GE	µg/L
pH	5.6	J	■	●	0	GE	5.1	J	■	●	0	GE	pH

Common Laboratory Contaminants

Parameter	1Q93	Mod	GP	H	Flag	Lab	2Q93	Mod	GP	H	Flag	Lab	Unit
Bis (2-ethylhexyl) phthalate	<10	J1			0	GE	<10	J1		●	0	GE	µg/L
Methylene chloride	1.7				0	GE	1.4	JV			0	GE	µg/L

Note: See Appendix B for flagging criteria.
● = exceeded holding time.
■ = exceeded groundwater protection standard.

WELL FSB118D (cont.)

Radiological Indicator Parameters

Parameter	1Q93	Mod	GP	H	Flag	Lab	2Q93	Mod	GP	H	Flag	Lab	Unit
Gross alpha	1.4E+00				0	TM	3.0E+00				0	GE	pCi/L
Nonvolatile beta	3.3E+00				0	GE	5.0E+00				0	GE	pCi/L

Measured Radionuclides

Parameter	1Q93	Mod	GP	H	Flag	Lab	2Q93	Mod	GP	H	Flag	Lab	Unit
Actinium-228	<3.0E+01				0	GP	<3.0E+01				0	GP	pCi/L
Americium-241	<1.0E+00				0	CN	<1.0E+00				0	GP	pCi/L
Cesium-137	<1.0E+01				0	CN	<1.0E+01				0	GP	pCi/L
Cobalt-60	<1.0E+01				0	GP	<1.0E+01				0	GP	pCi/L
Curium-242	<1.0E+00				0	CN	<1.0E+00				0	GP	pCi/L
Curium-243/244	<1.0E+00				0	CN	<1.0E+00				0	GP	pCi/L
Curium-245/246	<1.0E+00				0	GP	<1.0E+00				0	GP	pCi/L
Iodine-129	<2.0E+00				0	CN	<2.0E+00				0	GP	pCi/L
Plutonium-238	<1.0E+00				0	CN	<1.0E+00				0	GP	pCi/L
Plutonium-239/240	<1.0E+00				0	CN	<1.0E+00				0	GP	pCi/L
Radium-226	5.1E-01				0	TM	<1.0E+00				0	GP	pCi/L
Radium-228	4.0E-01				0	TM	<1.0E+00				0	GP	pCi/L
Strontium-89	<2.0E+00				0	CN	<2.0E+00				0	GP	pCi/L
Strontium-90	4.8E+00				1	GP	<2.0E+00				0	GP	pCi/L
Technetium-99	<3.0E+02				0	CN	<3.0E+02				0	GP	pCi/L
Thorium-228	<1.0E+00				0	CN	<1.0E+00				0	GP	pCi/L
Thorium-230	<1.0E+00				0	CN	<1.0E+00				0	GP	pCi/L
Thorium-232	<1.0E+00				0	CN	<1.0E+00				0	GP	pCi/L
Thorium-234	<3.5E+02				0	GP	<3.5E+02				0	GP	pCi/L
Tritium	1.3E+01				1	TM	1.1E+01				1	GE	pCi/mL
Uranium-233/234	<1.0E+00				0	CN	<1.0E+00				0	GP	pCi/L
Uranium-235	<1.0E+00				0	CN	<1.0E+00				0	GP	pCi/L
Uranium-238	<1.0E+00				0	CN	<1.0E+00				0	GP	pCi/L

Calculated Radionuclides

Parameter	1Q93	Mod	GP	H	Flag	Lab	2Q93	Mod	GP	H	Flag	Lab	Unit
Americium-243	<3.0E-03	C			0		<3.0E-03	C			0		pCi/L
Nickel-63	<1.0E+01	C			0		<1.0E+01	C			0		pCi/L
Plutonium-241	<4.0E+00	C			0		<4.0E+00	C			0		pCi/L
Plutonium-242	<2.0E-05	C			0		<2.0E-05	C			0		pCi/L

Note: See Appendix B for flagging criteria.
● = exceeded holding time.
■ = exceeded groundwater protection standard.

WELL FSB119D

SRS Coord.	Lat/Longitude	Screen Zone Elevation	Top of Casing	Casing	Pump	Formation
N74599.7 E50600.6	33.273326 °N 81.678465 °W	213.1-193.1 ft msl	254.1 ft msl	4" PVC	S	Water table (IIB_2)

SAMPLE DATE	02/25/93	05/13/93

FIELD DATA

Parameter	1Q93	2Q93	Unit
Water elevation	210	210	ft msl
pH	3.5	3.1	pH
Sp. conductance	1794	1497	µS/cm
Water temperature	15.6	19.9	°C
Alkalinity as $CaCO_3$	0	0	mg/L
Volume purged	0.90	0.93	well volumes

Hazardous Constituents (264.94, Table 1)

Parameter	1Q93	Mod	GP	H	Flag	Lab	2Q93	Mod	GP	H	Flag	Lab	Unit
Arsenic	<2.0				0	GE	<2.0				0	GE	µg/L
Barium	410				0	GE	390				0	GE	µg/L
Cadmium	5.4				2	GE	4.3				1	GE	µg/L
Chromium	4.0				0	GE	<4.0				0	GE	µg/L
Lead	18				2	GE	17				2	GE	µg/L
Mercury	<0.28	J		●	0	GE	0.40				0	GE	µg/L
Selenium	<2.0				0	GE	<2.0				0	GE	µg/L
Silver	<2.0				0	GE	<2.0				0	GE	µg/L

Hazardous Constituents (261 App. VIII/264 App. IX)

Parameter	1Q93	Mod	GP	H	Flag	Lab	2Q93	Mod	GP	H	Flag	Lab	Unit
Antimony	<2.0				0	GE	<2.0				0	GE	µg/L
Benzene	<1.0				0	GE	<1.0				0	GE	µg/L
Cobalt	44				2	GE	50				2	GE	µg/L
Copper	55				0	GE	45				0	GE	µg/L
Cyanide	<10				0	GE	<10				0	GE	µg/L
Nickel	45				0	GE	37				0	GE	µg/L
Phenols	<5.0				0	GE	<10				0	GE	µg/L
Tetrachloroethylene	<1.0				0	GE	<1.0				0	GE	µg/L
Thallium	<2.0				0	GE	<2.0	J1			0	GE	µg/L
Trichloroethylene	<1.0				0	GE	<1.0				0	GE	µg/L
Trichlorofluoromethane	<1.0				0	GE	<1.0				0	GE	µg/L
Vanadium	<8.0				0	GE	<8.0				0	GE	µg/L
Zinc	100		■		0	GE	99		■		0	GE	µg/L

Water Quality Indicator Parameters

Parameter	1Q93	Mod	GP	H	Flag	Lab	2Q93	Mod	GP	H	Flag	Lab	Unit
Aluminum	110,000		■		2	GE	89,000		■		2	GE	µg/L
Nitrate as nitrogen	270,000		■		2	GE	260,000		■		2	GE	µg/L
pH	3.5	J	■	●	1	GE	3.1	J	■	●	1	GE	pH

Common Laboratory Contaminants

Parameter	1Q93	Mod	GP	H	Flag	Lab	2Q93	Mod	GP	H	Flag	Lab	Unit
Bis (2-ethylhexyl) phthalate	<10	J1			0	GE	<10				0	GE	µg/L
Methylene chloride	<1.0				0	GE	1.8				0	GE	µg/L

Note: See Appendix B for flagging criteria.
● = exceeded holding time.
■ = exceeded groundwater protection standard.

WELL FSB119D (cont.)

Radiological Indicator Parameters

Parameter	1Q93	Mod	GP	H	Flag	Lab	2Q93	Mod	GP	H	Flag	Lab	Unit
Gross alpha	2.0E+03		■		2	GE	1.3E+03		■		2	GE	pCi/L
Nonvolatile beta	1.5E+03		■		2	GE	1.3E+03		■		2	GE	pCi/L

Measured Radionuclides

Parameter	1Q93	Mod	GP	H	Flag	Lab	2Q93	Mod	GP	H	Flag	Lab	Unit
Actinium-228							<3.0E+01				0	GP	pCi/L
Americium-241	1.8E+01	Y	■		2	CN	1.4E+01		■		2	GP	pCi/L
Cesium-137	<1.0E+01	Y			0	CN	<1.0E+01				0	GP	pCi/L
Cobalt-60	<1.2E+01	Y			0	CN	<1.0E+01				0	GP	pCi/L
Curium-242	<1.0E+00	Y			0	CN	<1.0E+00				0	GP	pCi/L
Curium-243/244	1.3E+00	Y			0	CN	2.0E+00				0	GP	pCi/L
Curium-245/246							4.3E+00				1	GP	pCi/L
Iodine-129	1.4E+02		■		2	CN	9.1E+01		■		2	GP	pCi/L
Plutonium-238	<1.0E+00	Y			0	CN	<1.0E+00				0	GP	pCi/L
Plutonium-239/240	<1.0E+00	Y			0	CN	<1.0E+00				0	GP	pCi/L
Radium-226	4.8E+01	Y	■		2	CN	4.4E+01		■		2	GP	pCi/L
Radium-228	2.7E+02	Y	■		2	CN	3.2E+01	V	■		2	GP	pCi/L
Strontium-89		RY4			0	CN	8.0E+01		■		2	GP	pCi/L
Strontium-90		RY4			0	CN	5.4E+02		■		2	GP	pCi/L
Technetium-99	9.2E+03		■		2	CN	1.2E+04		■		2	GP	pCi/L
Thorium-228	1.1E+01	Y			0	CN	2.1E+00				0	GP	pCi/L
Thorium-230	6.2E+00	Y			0	CN	1.2E+00				0	GP	pCi/L
Thorium-232	<1.0E+00	Y			0	CN	<1.0E+00				0	GP	pCi/L
Thorium-234							1.1E+03		■		2	GP	pCi/L
Tritium	1.5E+04		■		2	GE	1.0E+04		■		2	GE	pCi/mL
Uranium-233/234	7.4E+02	3Y	■		2	CN	5.4E+02		■		2	GP	pCi/L
Uranium-235	3.9E+01	3Y	■		2	CN	2.7E+01		■		2	GP	pCi/L
Uranium-238	7.6E+02	3Y	■		2	CN	5.4E+02		■		2	GP	pCi/L

Calculated Radionuclides

Parameter	1Q93	Mod	GP	H	Flag	Lab	2Q93	Mod	GP	H	Flag	Lab	Unit
Americium-243	3.9E-03	C			0		6.0E-03	C			0		pCi/L
Nickel-63	<1.2E+01	C			0		<1.0E+01	C			0		pCi/L
Plutonium-241	<4.0E+00	C			0		<4.0E+00	C			0		pCi/L
Plutonium-242	<2.0E-05	C			0		<2.0E-05	C			0		pCi/L

Note: See Appendix B for flagging criteria.
● = exceeded holding time.
■ = exceeded groundwater protection standard.

WELL FSB120A

SRS Coord.	Lat/Longitude	Screen Zone Elevation	Top of Casing	Casing	Pump	Formation
N75538.9 E49175.7	33.273077 °N 81.684041 °W	109.0-99.0 ft msl	280.1 ft msl	4" PVC	S	U. Congaree (IIA)

SAMPLE DATE	02/24/93	05/13/93

FIELD DATA

Parameter	1Q93	2Q93	Unit
Water elevation	150	150	ft msl
pH	11.1	10.3	pH
Sp. conductance	265	196	µS/cm
Water temperature	19	19.7	°C
Alkalinity as $CaCO_3$	87	74	mg/L
Volume purged	4.4	4.9	well volumes

Hazardous Constituents (264.94, Table 1)

Parameter	1Q93	Mod	GP	H	Flag	Lab	2Q93	Mod	GP	H	Flag	Lab	Unit
Arsenic	<2.0				0	GE	<2.0				0	GE	µg/L
Barium	31				0	GE	25				0	GE	µg/L
Cadmium	<2.0				0	GE	<2.0				0	GE	µg/L
Chromium	<4.0				0	GE	<4.0				0	GE	µg/L
Lead	<3.0				0	GE	<3.0				0	GE	µg/L
Mercury	<0.20				0	GE	<0.20				0	GE	µg/L
Selenium	<2.0				0	GE	<2.0				0	GE	µg/L
Silver	<2.0				0	GE	<2.0				0	GE	µg/L

Hazardous Constituents (261 App. VIII/264 App. IX)

Parameter	1Q93	Mod	GP	H	Flag	Lab	2Q93	Mod	GP	H	Flag	Lab	Unit
Antimony	<2.0				0	GE	<2.0				0	GE	µg/L
Benzene	<1.0				0	GE	<1.0				0	GE	µg/L
Cobalt	<4.0				0	GE	<4.0				0	GE	µg/L
Copper	<4.0				0	GE	<4.0				0	GE	µg/L
Cyanide	<5.0				0	GE	<5.0				0	GE	µg/L
Nickel	<4.0				0	GE	<4.0				0	GE	µg/L
Phenols	<5.0				0	GE	<5.0				0	GE	µg/L
Tetrachloroethylene	<1.0				0	GE	<1.0				0	GE	µg/L
Thallium	<2.0				0	GE	<2.0				0	GE	µg/L
Trichloroethylene	<1.0				0	GE	<1.0				0	GE	µg/L
Trichlorofluoromethane	<1.0				0	GE	<1.0				0	GE	µg/L
Vanadium	<8.0				0	GE	<8.0				0	GE	µg/L
Zinc	2.7	J2			0	GE	2.7				0	GE	µg/L

Water Quality Indicator Parameters

Parameter	1Q93	Mod	GP	H	Flag	Lab	2Q93	Mod	GP	H	Flag	Lab	Unit
Aluminum	1,600		■		2	GE	1,300		■		2	GE	µg/L
Nitrate as nitrogen	1,900				0	GE	1,800				0	GE	µg/L
pH	11	J	■	●	2	GE	10	J	■	●	2	GE	pH

Common Laboratory Contaminants

Parameter	1Q93	Mod	GP	H	Flag	Lab	2Q93	Mod	GP	H	Flag	Lab	Unit
Bis (2-ethylhexyl) phthalate	<10	J1			0	GE	<10				0	GE	µg/L
Methylene chloride	<1.0				0	GE	2.5				1	GE	µg/L

Note: See Appendix B for flagging criteria.
● = exceeded holding time.
■ = exceeded groundwater protection standard.

WELL FSB120A (cont.)

Radiological Indicator Parameters

Parameter	1Q93	Mod	GP	H	Flag	Lab	2Q93	Mod	GP	H	Flag	Lab	Unit
Gross alpha	<2.0E+00				0	GE	<2.0E+00				0	GE	pCi/L
Nonvolatile beta	6.4E+00				0	GE	5.4E+00				0	GE	pCi/L

Measured Radionuclides

Parameter	1Q93	Mod	GP	H	Flag	Lab	2Q93	Mod	GP	H	Flag	Lab	Unit
Actinium-228							<3.0E+01				0	GP	pCi/L
Americium-241	<1.0E+00	Y			0	CN	<1.0E+00				0	GP	pCi/L
Cesium-137	<1.0E+01	Y			0	CN	<1.0E+01				0	GP	pCi/L
Cobalt-60	<1.2E+01	Y			0	CN	<1.0E+01				0	GP	pCi/L
Curium-242	<2.1E+00	Y3			0	CN	<1.0E+00				0	GP	pCi/L
Curium-243/244	<2.1E+00	Y3			0	CN	<1.0E+00				0	GP	pCi/L
Curium-245/246							<1.0E+00				0	GP	pCi/L
Iodine-129	<2.0E+00				0	CN	<2.0E+00				0	GP	pCi/L
Plutonium-238	<1.0E+00	Y			0	CN	<1.0E+00				0	GP	pCi/L
Plutonium-239/240	<1.0E+00	Y			0	CN	<1.0E+00				0	GP	pCi/L
Radium-226	<1.0E+00	Y			0	CN	<1.0E+00				0	GP	pCi/L
Radium-228	<1.4E+00				0	CN	2.2E+00				0	GP	pCi/L
Strontium-89	<2.0E+00	Y			0	CN	<2.0E+00				0	GP	pCi/L
Strontium-90	<2.0E+00	Y			0	CN	<2.0E+00				0	GP	pCi/L
Technetium-99	<3.0E+02				0	CN	<3.0E+02				0	GP	pCi/L
Thorium-228	<1.2E+00	Y3			0	CN	<1.0E+00				0	GP	pCi/L
Thorium-230	<1.0E+00	Y3			0	CN	<1.0E+00				0	GP	pCi/L
Thorium-232	<1.0E+00	Y3			0	CN	<1.0E+00				0	GP	pCi/L
Thorium-234							<3.5E+02				0	GP	pCi/L
Tritium	6.9E+01		■		2	GE	5.8E+01		■		2	GE	pCi/mL
Uranium-233/234	<1.0E+00	Y			0	CN	<1.0E+00				0	GP	pCi/L
Uranium-235	<1.0E+00	Y			0	CN	<1.0E+00				0	GP	pCi/L
Uranium-238	<1.0E+00	Y			0	CN	<1.0E+00				0	GP	pCi/L

Calculated Radionuclides

Parameter	1Q93	Mod	GP	H	Flag	Lab	2Q93	Mod	GP	H	Flag	Lab	Unit
Americium-243	<6.3E-03	C			0		<3.0E-03	C			0		pCi/L
Nickel-63	<1.2E+01	C			0		<1.0E+01	C			0		pCi/L
Plutonium-241	<4.0E+00	C			0		<4.0E+00	C			0		pCi/L
Plutonium-242	<2.0E-05	C			0		<2.0E-05	C			0		pCi/L

Note: See Appendix B for flagging criteria.
● = exceeded holding time.
■ = exceeded groundwater protection standard.

WELL FSB120C

SRS Coord.	Lat/Longitude	Screen Zone Elevation	Top of Casing	Casing	Pump	Formation
N75549.8 E49171.1	33.273094 °N 81.684074 °W	160.7-150.7 ft msl	279.7 ft msl	4" PVC	S	Barnwell (IIB_1)

SAMPLE DATE	02/24/93	05/13/93

FIELD DATA

Parameter	1Q93	2Q93	Unit
Water elevation	210	210	ft msl
pH	5.7	6	pH
Sp. conductance	379	411	µS/cm
Water temperature	18.3	19.3	°C
Alkalinity as $CaCO_3$	6	9	mg/L
Volume purged	5.3	3.2	well volumes

Hazardous Constituents (264.94, Table 1)

Parameter	1Q93	Mod	GP	H	Flag	Lab	2Q93	Mod	GP	H	Flag	Lab	Unit
Arsenic	<2.0				0	GE	<2.0				0	GE	µg/L
Barium	100				0	GE	110				0	GE	µg/L
Cadmium	<2.0				0	GE	<2.0				0	GE	µg/L
Chromium	<4.0				0	GE	<4.0				0	GE	µg/L
Lead	<3.0				0	GE	<3.0				0	GE	µg/L
Mercury	<0.20	J		●	0	GE	<0.20				0	GE	µg/L
Selenium	<2.0				0	GE	<2.0				0	GE	µg/L
Silver	<2.0				0	GE	<2.0				0	GE	µg/L

Hazardous Constituents (261 App. VIII/264 App. IX)

Parameter	1Q93	Mod	GP	H	Flag	Lab	2Q93	Mod	GP	H	Flag	Lab	Unit
Antimony	<2.0				0	GE	<2.0				0	GE	µg/L
Benzene	<1.0				0	GE	<1.0				0	GE	µg/L
Cobalt	8.8				0	GE	6.5				0	GE	µg/L
Copper	<4.0				0	GE	<4.0				0	GE	µg/L
Cyanide	<5.0				0	GE	<5.0				0	GE	µg/L
Nickel	4.9				0	GE	<4.0				0	GE	µg/L
Phenols	<5.0				0	GE	<5.0				0	GE	µg/L
Tetrachloroethylene	<1.0				0	GE	<1.0				0	GE	µg/L
Thallium	<2.0				0	GE	<2.0				0	GE	µg/L
Trichloroethylene	<1.0				0	GE	<1.0				0	GE	µg/L
Trichlorofluoromethane	<1.0				0	GE	<1.0				0	GE	µg/L
Vanadium	<8.0				0	GE	<8.0				0	GE	µg/L
Zinc	28		■		0	GE	17				0	GE	µg/L

Water Quality Indicator Parameters

Parameter	1Q93	Mod	GP	H	Flag	Lab	2Q93	Mod	GP	H	Flag	Lab	Unit
Aluminum	250		■		2	GE	220		■		2	GE	µg/L
Nitrate as nitrogen	44,000		■		2	GE	49,000		■		2	GE	µg/L
pH	5.9	J	■	●	0	GE	6.0	J	■	●	0	GE	pH

Common Laboratory Contaminants

Parameter	1Q93	Mod	GP	H	Flag	Lab	2Q93	Mod	GP	H	Flag	Lab	Unit
Bis (2-ethylhexyl) phthalate	<10	J1			0	GE	<10	J1			0	GE	µg/L
Methylene chloride	<1.0				0	GE	2.5				1	GE	µg/L

Note: See Appendix B for flagging criteria.
● = exceeded holding time.
■ = exceeded groundwater protection standard.

WELL FSB120C (cont.)

Radiological Indicator Parameters

Parameter	1Q93	Mod	GP	H	Flag	Lab	2Q93	Mod	GP	H	Flag	Lab	Unit
Gross alpha	1.1E+01				1	GE	2.1E+01		■		2	GE	pCi/L
Nonvolatile beta	4.9E+01				1	GE	3.8E+01				1	GE	pCi/L

Measured Radionuclides

Parameter	1Q93	Mod	GP	H	Flag	Lab	2Q93	Mod	GP	H	Flag	Lab	Unit
Actinium-228							<3.0E+01				0	GP	pCi/L
Americium-241	<1.0E+00	Y			0	CN	<1.0E+00				0	GP	pCi/L
Cesium-137	<1.0E+01	Y			0	CN	<1.0E+01				0	GP	pCi/L
Cobalt-60	<1.2E+01	Y			0	CN	<1.0E+01				0	GP	pCi/L
Curium-242	<1.0E+00	Y			0	CN	<1.0E+00				0	GP	pCi/L
Curium-243/244	<1.0E+00	Y			0	CN	<1.0E+00				0	GP	pCi/L
Curium-245/246							<1.0E+00				0	GP	pCi/L
Iodine-129	6.8E+00		■		2	CN	4.5E+00		■		2	GP	pCi/L
Plutonium-238	<1.0E+00	Y			0	CN	<1.0E+00				0	GP	pCi/L
Plutonium-239/240	<1.0E+00	Y			0	CN	<1.0E+00				0	GP	pCi/L
Radium-226	5.8E+00	Y			0	CN	<1.0E+00				0	GP	pCi/L
Radium-228	2.6E+00	Y			0	CN	2.1E+00				0	GP	pCi/L
Strontium-89	<2.0E+00	Y			0	CN	<2.0E+00				0	GP	pCi/L
Strontium-90	3.3E+00	Y			0	CN	5.0E+00				1	GP	pCi/L
Technetium-99	1.7E+03		■		2	CN	1.9E+03		■		2	GP	pCi/L
Thorium-228	<1.0E+00	Y			0	CN	<1.0E+00				0	GP	pCi/L
Thorium-230	<1.0E+00	Y			0	CN	<1.0E+00				0	GP	pCi/L
Thorium-232	<1.0E+00	Y			0	CN	<1.0E+00				0	GP	pCi/L
Thorium-234							<3.5E+02				0	GP	pCi/L
Tritium	1.4E+03		■		2	GE	1.4E+03		■		2	GE	pCi/mL
Uranium-233/234	<1.0E+00	Y			0	CN	<1.0E+00				0	GP	pCi/L
Uranium-235	<1.0E+00	Y			0	CN	<1.0E+00				0	GP	pCi/L
Uranium-238	<1.0E+00	Y			0	CN	<1.0E+00				0	GP	pCi/L

Calculated Radionuclides

Parameter	1Q93	Mod	GP	H	Flag	Lab	2Q93	Mod	GP	H	Flag	Lab	Unit
Americium-243	<3.0E-03	C			0		<3.0E-03	C			0		pCi/L
Nickel-63	<1.2E+01	C			0		<1.0E+01	C			0		pCi/L
Plutonium-241	<4.0E+00	C			0		<4.0E+00	C			0		pCi/L
Plutonium-242	<2.0E-05	C			0		<2.0E-05	C			0		pCi/L

Note: See Appendix B for flagging criteria.
● = exceeded holding time.
■ = exceeded groundwater protection standard.

WELL FSB120D

SRS Coord.	Lat/Longitude	Screen Zone Elevation	Top of Casing	Casing	Pump	Formation
N75568.7 E49163.7	33.273124 °N 81.68413 °W	216.5-196.5 ft msl	280.5 ft msl	4" PVC	S	Water table (IIB_2)

SAMPLE DATE	02/25/93	05/13/93

FIELD DATA

Parameter	1Q93	2Q93	Unit
Water elevation	210	210	ft msl
pH	9.8	8.1	pH
Sp. conductance	895	97	µS/cm
Water temperature	15.7	18.8	°C
Alkalinity as $CaCO_3$	38	24	mg/L
Volume purged	1.1	0.87	well volumes

Hazardous Constituents (264.94, Table 1)

Parameter	1Q93	Mod	GP	H	Flag	Lab	2Q93	Mod	GP	H	Flag	Lab	Unit
Arsenic	<2.0				0	GE	<2.0				0	GE	µg/L
Barium	31				0	GE	35				0	GE	µg/L
Cadmium	<2.0				0	GE	<2.0				0	GE	µg/L
Chromium	5.7				0	GE	<4.0				0	GE	µg/L
Lead	11				1	GE	6.1				0	GE	µg/L
Mercury	<0.20				0	GE	<0.20				0	GE	µg/L
Selenium	<2.0				0	GE	<2.0				0	GE	µg/L
Silver	<2.0				0	GE	<2.0				0	GE	µg/L

Hazardous Constituents (261 App. VIII/264 App. IX)

Parameter	1Q93	Mod	GP	H	Flag	Lab	2Q93	Mod	GP	H	Flag	Lab	Unit
Antimony	<2.0				0	GE	2.3				0	GE	µg/L
Benzene	<1.0				0	GE	<1.0				0	GE	µg/L
Cobalt	<4.0				0	GE	<4.0				0	GE	µg/L
Copper	<4.0				0	GE	<4.0				0	GE	µg/L
Cyanide	<5.0				0	GE	<5.0				0	GE	µg/L
Nickel	4.1				0	GE	<4.0				0	GE	µg/L
Phenols	<5.0				0	GE	<5.0				0	GE	µg/L
Tetrachloroethylene	<1.0				0	GE	<1.0				0	GE	µg/L
Thallium	<2.0				0	GE	<2.0				0	GE	µg/L
Trichloroethylene	<1.0				0	GE	<1.0				0	GE	µg/L
Trichlorofluoromethane	<1.0				0	GE	<1.0				0	GE	µg/L
Vanadium	<8.0				0	GE	<8.0				0	GE	µg/L
Zinc	16	J2			0	GE	19				0	GE	µg/L

Water Quality Indicator Parameters

Parameter	1Q93	Mod	GP	H	Flag	Lab	2Q93	Mod	GP	H	Flag	Lab	Unit
Aluminum	100		■		2	GE	250		■		2	GE	µg/L
Nitrate as nitrogen	120				0	GE	310				0	GE	µg/L
pH	10	J	■	●	2	GE	8.2	J		●	1	GE	pH

Common Laboratory Contaminants

Parameter	1Q93	Mod	GP	H	Flag	Lab	2Q93	Mod	GP	H	Flag	Lab	Unit
Bis (2-ethylhexyl) phthalate	<10				0	GE	<10				0	GE	µg/L
Methylene chloride	<1.0				0	GE	4.0				1	GE	µg/L

Note: See Appendix B for flagging criteria.
● = exceeded holding time.
■ = exceeded groundwater protection standard.

WELL FSB120D (cont.)

Radiological Indicator Parameters

Parameter	1Q93	Mod	GP	H	Flag	Lab	2Q93	Mod	GP	H	Flag	Lab	Unit
Gross alpha	<2.0E+00				0	GE	<2.0E+00				0	GE	pCi/L
Nonvolatile beta	3.6E+00				0	GE	9.3E+00				0	GE	pCi/L

Measured Radionuclides

Parameter	1Q93	Mod	GP	H	Flag	Lab	2Q93	Mod	GP	H	Flag	Lab	Unit
Actinium-228							<3.0E+01				0	GP	pCi/L
Americium-241	<1.0E+00	Y			0	CN	<1.0E+00				0	GP	pCi/L
Cesium-137	<1.0E+01	Y			0	CN	<1.0E+01				0	GP	pCi/L
Cobalt-60	<1.2E+01	Y			0	CN	<1.0E+01				0	GP	pCi/L
Curium-242	<1.0E+00	Y			0	CN	<1.0E+00				0	GP	pCi/L
Curium-243/244	<1.0E+00	Y			0	CN	<1.0E+00				0	GP	pCi/L
Curium-245/246							<1.0E+00				0	GP	pCi/L
Iodine-129	<2.0E+00				0	CN	<2.0E+00				0	GP	pCi/L
Plutonium-238	<1.0E+00	Y			0	CN	<1.0E+00				0	GP	pCi/L
Plutonium-239/240	<1.0E+00	Y			0	CN	<1.0E+00				0	GP	pCi/L
Radium-226	<1.0E+00	Y			0	CN	1.3E+00				0	GP	pCi/L
Radium-228	<1.0E+00	Y			0	CN	<1.0E+00				0	GP	pCi/L
Strontium-89	<2.0E+00	Y			0	CN	<2.0E+00				0	GP	pCi/L
Strontium-90	<2.0E+00	Y			0	CN	<2.0E+00				0	GP	pCi/L
Technetium-99	<3.0E+02				0	CN	<3.0E+02				0	GP	pCi/L
Thorium-228	<1.0E+00	Y			0	CN	<1.0E+00				0	GP	pCi/L
Thorium-230	1.4E+00	Y			0	CN	<1.0E+00				0	GP	pCi/L
Thorium-232	<1.0E+00	Y			0	CN	<1.0E+00				0	GP	pCi/L
Thorium-234							<3.5E+02				0	GP	pCi/L
Tritium	1.5E+01				1	GE	1.4E+01				1	GE	pCi/mL
Uranium-233/234	<1.0E+00	Y			0	CN	<1.0E+00				0	GP	pCi/L
Uranium-235	<1.0E+00	Y			0	CN	<1.0E+00				0	GP	pCi/L
Uranium-238	<1.0E+00	Y			0	CN	<1.0E+00				0	GP	pCi/L

Calculated Radionuclides

Parameter	1Q93	Mod	GP	H	Flag	Lab	2Q93	Mod	GP	H	Flag	Lab	Unit
Americium-243	<3.0E-03	C			0		<3.0E-03	C			0		pCi/L
Nickel-63	<1.2E+01	C			0		<1.0E+01	C			0		pCi/L
Plutonium-241	<4.0E+00	C			0		<4.0E+00	C			0		pCi/L
Plutonium-242	<2.0E-05	C			0		<2.0E-05	C			0		pCi/L

Note: See Appendix B for flagging criteria.
● = exceeded holding time.
■ = exceeded groundwater protection standard.

WELL FSB121C

SRS Coord.	Lat/Longitude	Screen Zone Elevation	Top of Casing	Casing	Pump	Formation
N75155.7 E48413.1	33.270985 °N 81.685304 °W	158.4-148.4 ft msl	256.5 ft msl	4" PVC	S	Barnwell (IIB$_1$)

SAMPLE DATE	02/24/93	05/09/93

FIELD DATA

Parameter	1Q93	2Q93	Unit
Water elevation	210	210	ft msl
pH	5.9	5.7	pH
Sp. conductance	37	39	µS/cm
Water temperature	18	18.8	°C
Alkalinity as $CaCO_3$	4	6	mg/L
Volume purged	5.9	5.2	well volumes

Hazardous Constituents (264.94, Table 1)

Parameter	1Q93	Mod	GP	H	Flag	Lab	2Q93	Mod	GP	H	Flag	Lab	Unit
Arsenic	<2.0				0	GE	<2.0				0	GE	µg/L
Barium	32				0	GE	27				0	WA	µg/L
Cadmium	<2.0				0	GE	<2.0				0	GE	µg/L
Chromium	<4.0				0	GE	<4.0				0	GE	µg/L
Lead	<3.0				0	GE	<3.0				0	GE	µg/L
Mercury	<0.20				0	GE	<0.20				0	GE	µg/L
Selenium	<2.0				0	GE	<2.0	J1			0	GE	µg/L
Silver	<2.0				0	GE	<2.0				0	GE	µg/L

Hazardous Constituents (261 App. VIII/264 App. IX)

Parameter	1Q93	Mod	GP	H	Flag	Lab	2Q93	Mod	GP	H	Flag	Lab	Unit
Antimony	<2.0				0	GE	<2.0	J1			0	GE	µg/L
Benzene	<1.0				0	GE	<1.0				0	GE	µg/L
Cobalt	<4.0				0	GE	<4.0				0	GE	µg/L
Copper	<4.0				0	GE	<4.0				0	GE	µg/L
Cyanide	<5.0				0	GE	<5.0				0	GE	µg/L
Nickel	<4.0				0	GE	<4.0				0	GE	µg/L
Phenols	<5.0				0	GE	<5.0				0	GE	µg/L
Tetrachloroethylene	<1.0				0	GE	<1.0				0	GE	µg/L
Thallium	<2.0				0	GE	2.2				2	GE	µg/L
Trichloroethylene	<1.0				0	GE	<1.0				0	GE	µg/L
Trichlorofluoromethane	<1.0				0	GE	<1.0				0	GE	µg/L
Vanadium	<8.0				0	GE	<3.0				0	WA	µg/L
Zinc	4.0	J2			0	GE	11	V			0	WA	µg/L

Water Quality Indicator Parameters

Parameter	1Q93	Mod	GP	H	Flag	Lab	2Q93	Mod	GP	H	Flag	Lab	Unit
Aluminum	29				1	GE	24	J3			0	WA	µg/L
Nitrate as nitrogen	880				0	GE	930				0	GE	µg/L
pH	6.0	J	■	●	0	GE	6.1	J	■	●	0	GE	pH

Common Laboratory Contaminants

Parameter	1Q93	Mod	GP	H	Flag	Lab	2Q93	Mod	GP	H	Flag	Lab	Unit
Bis (2-ethylhexyl) phthalate	<10	J1			0	GE	<10				0	GE	µg/L
Methylene chloride	<1.0				0	GE	1.5				0	GE	µg/L

Note: See Appendix B for flagging criteria.
● = exceeded holding time.
■ = exceeded groundwater protection standard.

WELL FSB121C (cont.)

Radiological Indicator Parameters

Parameter	1Q93	Mod	GP	H	Flag	Lab	2Q93	Mod	GP	H	Flag	Lab	Unit
Gross alpha	<2.0E+00				0	GE	1.4E+00				0	TM	pCi/L
Nonvolatile beta	3.4E+00				0	GE	5.2E+00				0	TM	pCi/L

Measured Radionuclides

Parameter	1Q93	Mod	GP	H	Flag	Lab	2Q93	Mod	GP	H	Flag	Lab	Unit
Actinium-228							<3.0E+01				0	GP	pCi/L
Americium-241	<1.0E+00	Y			0	CN	<1.0E+00				0	GP	pCi/L
Cesium-137	<1.0E+01	Y			0	CN	<1.0E+01				0	GP	pCi/L
Cobalt-60	<1.2E+01	Y			0	CN	<1.0E+01				0	GP	pCi/L
Curium-242	<1.0E+00	Y			0	CN	<1.0E+00				0	GP	pCi/L
Curium-243/244	<1.0E+00	Y			0	CN	<1.0E+00				0	GP	pCi/L
Curium-245/246							<1.0E+00				0	GP	pCi/L
Iodine-129	<2.0E+00				0	CN	<2.0E+00				0	GP	pCi/L
Plutonium-238	<1.0E+00	Y			0	CN	<1.0E+00				0	GP	pCi/L
Plutonium-239/240	<1.0E+00	Y			0	CN	<1.0E+00				0	GP	pCi/L
Radium-226	<1.0E+00	Y			0	CN	4.7E-01				0	TM	pCi/L
Radium-228	<1.0E+00	Y			0	CN	2.5E+00				0	GP	pCi/L
Strontium-89	<2.0E+00	Y			0	CN	<2.0E+00				0	GP	pCi/L
Strontium-90	<2.0E+00	Y			0	CN	<2.0E+00				0	GP	pCi/L
Technetium-99	<3.0E+02				0	CN	<3.0E+02				0	GP	pCi/L
Thorium-228	<1.0E+00	Y			0	CN	<1.0E+00				0	GP	pCi/L
Thorium-230	<1.0E+00	Y			0	CN	<1.0E+00				0	GP	pCi/L
Thorium-232	<1.0E+00	Y			0	CN	<1.0E+00				0	GP	pCi/L
Thorium-234							<3.5E+02				0	GP	pCi/L
Tritium	8.1E+01		■		2	GE	8.7E+01		■		2	TM	pCi/mL
Uranium-233/234	<1.0E+00	Y			0	CN	<1.0E+00				0	GP	pCi/L
Uranium-235	<1.0E+00	Y			0	CN	<1.0E+00				0	GP	pCi/L
Uranium-238	<1.0E+00	Y			0	CN	<1.0E+00				0	GP	pCi/L

Calculated Radionuclides

Parameter	1Q93	Mod	GP	H	Flag	Lab	2Q93	Mod	GP	H	Flag	Lab	Unit
Americium-243	<3.0E-03	C			0		<3.0E-03	C			0		pCi/L
Nickel-63	<1.2E+01	C			0		<1.0E+01	C			0		pCi/L
Plutonium-241	<4.0E+00	C			0		<4.0E+00	C			0		pCi/L
Plutonium-242	<2.0E-05	C			0		<2.0E-05	C			0		pCi/L

Note: See Appendix B for flagging criteria.
● = exceeded holding time.
■ = exceeded groundwater protection standard.

WELL FSB121DR

SRS Coord.	Lat/Longitude	Screen Zone Elevation	Top of Casing	Casing	Pump	Formation
N75151.9 E48429.7	33.271004 °N 81.685253 °W	211.3-191.3 ft msl	255.5 ft msl	4" PVC	S	Water table (IIB_2)

SAMPLE DATE	02/25/93	05/09/93

FIELD DATA

Parameter	1Q93	2Q93	Unit
Water elevation	210	210	ft msl
pH	4.5	4.3	pH
Sp. conductance	183	164	µS/cm
Water temperature	15.8	20.2	°C
Alkalinity as $CaCO_3$	0	0	mg/L
Volume purged	0.91	0.91	well volumes

Hazardous Constituents (264.94, Table 1)

Parameter	1Q93	Mod	GP	H	Flag	Lab	2Q93	Mod	GP	H	Flag	Lab	Unit
Arsenic	<2.0				0	GE	<2.0				0	GE	µg/L
Barium	72				0	GE	82				0	GE	µg/L
Cadmium	2.3				0	GE	2.6				1	GE	µg/L
Chromium	<4.0				0	GE	<4.0				0	GE	µg/L
Lead	43				2	GE	76		■		2	GE	µg/L
Mercury	<0.20	J		●	0	GE	<0.20				0	GE	µg/L
Selenium	<2.0	J1			0	GE	<2.0				0	GE	µg/L
Silver	<2.0				0	GE	<2.0				0	GE	µg/L

Hazardous Constituents (261 App. VIII/264 App. IX)

Parameter	1Q93	Mod	GP	H	Flag	Lab	2Q93	Mod	GP	H	Flag	Lab	Unit
Antimony	<2.0				0	GE	<2.0				0	GE	µg/L
Benzene	<1.0				0	GE	<1.0				0	GE	µg/L
Cobalt	11				0	GE	11				0	GE	µg/L
Copper	5.6				0	GE	6.6				0	GE	µg/L
Cyanide	<5.0				0	GE	<5.0				0	GE	µg/L
Nickel	7.9				0	GE	6.7				0	GE	µg/L
Phenols	<5.0				0	GE	<5.0				0	GE	µg/L
Tetrachloroethylene	<1.0				0	GE	<1.0				0	GE	µg/L
Thallium	<2.0				0	GE	<2.0				0	GE	µg/L
Trichloroethylene	<1.0				0	GE	<1.0				0	GE	µg/L
Trichlorofluoromethane	<1.0				0	GE	<1.0				0	GE	µg/L
Vanadium	<8.0				0	GE	<8.0				0	GE	µg/L
Zinc	67		■		0	GE	60		■		0	GE	µg/L

Water Quality Indicator Parameters

Parameter	1Q93	Mod	GP	H	Flag	Lab	2Q93	Mod	GP	H	Flag	Lab	Unit
Aluminum	3,500		■		2	GE	3,800		■		2	GE	µg/L
Nitrate as nitrogen	5,800				1	GE	7,800				1	GE	µg/L
pH	4.8	J	■	●	0	GE	4.6	J	■	●	0	GE	pH

Common Laboratory Contaminants

Parameter	1Q93	Mod	GP	H	Flag	Lab	2Q93	Mod	GP	H	Flag	Lab	Unit
Bis (2-ethylhexyl) phthalate	<10				0	GE	<10	J1			0	GE	µg/L
Methylene chloride	<1.0				0	GE	1.5				0	GE	µg/L

Note: See Appendix B for flagging criteria.
● = exceeded holding time.
■ = exceeded groundwater protection standard.

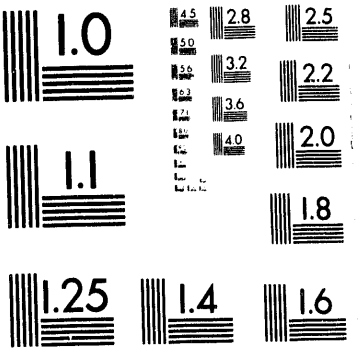
1.0
2.8
2.5
3.2
2.2
3.6
2.0
4.0
1.1
1.8
1.25
1.4
1.6

4 of 5

WELL FSB121DR (cont.)

Radiological Indicator Parameters

Parameter	1Q93	Mod	GP	H	Flag	Lab	2Q93	Mod	GP	H	Flag	Lab	Unit
Gross alpha	5.1E+01		■		2	GE	3.0E+01		■		2	GE	pCi/L
Nonvolatile beta	1.4E+02		■		2	GE	1.5E+02		■		2	GE	pCi/L

Measured Radionuclides

Parameter	1Q93	Mod	GP	H	Flag	Lab	2Q93	Mod	GP	H	Flag	Lab	Unit
Actinium-228							<3.0E+01				0	GP	pCi/L
Americium-241	<1.0E+00	Y			0	CN	<1.0E+00				0	GP	pCi/L
Cesium-137	<1.0E+01	Y			0	CN	<1.0E+01				0	GP	pCi/L
Cobalt-60	<1.2E+01	Y			0	CN	<1.0E+01				0	GP	pCi/L
Curium-242	<1.0E+00	Y			0	CN	<1.0E+00				0	GP	pCi/L
Curium-243/244	<1.0E+00	Y			0	CN	<1.0E+00				0	GP	pCi/L
Curium-245/246							<1.0E+00				0	GP	pCi/L
Iodine-129	5.4E+00		■		2	CN	<2.0E+00				0	GP	pCi/L
Plutonium-238	<1.0E+00	Y			0	CN	<1.0E+00				0	GP	pCi/L
Plutonium-239/240	<1.0E+00	Y			0	CN	<1.0E+00				0	GP	pCi/L
Radium-226	1.1E+01	Y			1	CN	2.3E+01		■		2	GP	pCi/L
Radium-228	1.7E+01	Y			1	CN	7.4E+00				0	GP	pCi/L
Strontium-89	<2.0E+00	Y			0	CN	5.3E+00				0	GP	pCi/L
Strontium-90	4.6E+01	Y	■		2	CN	4.9E+01		■		2	GP	pCi/L
Technetium-99	<3.0E+02	Y			0	CN	1.1E+03		■		2	GP	pCi/L
Thorium-228	<1.0E+00	Y			0	CN	<1.0E+00				0	GP	pCi/L
Thorium-230	<1.0E+00	Y			0	CN	<1.0E+00				0	GP	pCi/L
Thorium-232	<1.0E+00	Y			0	CN	<1.0E+00				0	GP	pCi/L
Thorium-234							<3.5E+02				0	GP	pCi/L
Tritium	3.7E+02		■		2	GE	4.0E+02		■		2	GE	pCi/mL
Uranium-233/234	3.6E+00	Y			0	CN	2.7E+00				0	GP	pCi/L
Uranium-235	<1.0E+00	Y			0	CN	<1.0E+00				0	GP	pCi/L
Uranium-238	4.4E+00	Y			0	CN	1.8E+00				0	GP	pCi/L

Calculated Radionuclides

Parameter	1Q93	Mod	GP	H	Flag	Lab	2Q93	Mod	GP	H	Flag	Lab	Unit
Americium-243	<3.0E-03	C			0		<3.0E-03	C			0		pCi/L
Nickel-63	<1.2E+01	C			0		<1.0E+01	C			0		pCi/L
Plutonium-241	<4.0E+00	C			0		<4.0E+00	C			0		pCi/L
Plutonium-242	<2.0E-05	C			0		<2.0E-05	C			0		pCi/L

Note: See Appendix B for flagging criteria.
● = exceeded holding time.
■ = exceeded groundwater protection standard.

WELL FSB122C

SRS Coord.	Lat/Longitude	Screen Zone Elevation	Top of Casing	Casing	Pump	Formation
N73881.8 E48195.0	33.267812 °N 81.683403 °W	170.0-160.0 ft msl	218 ft msl	4" PVC	S	Barnwell (IIB$_1$)

SAMPLE DATE	02/24/93	05/13/93

FIELD DATA

Parameter	1Q93	2Q93	Unit
Water elevation	200	200	ft msl
pH	4.6	4.4	pH
Sp. conductance	478	445	µS/cm
Water temperature	17.3	18.7	°C
Alkalinity as $CaCO_3$	0	0	mg/L
Volume purged	9.4	7.4	well volumes

Hazardous Constituents (264.94, Table 1)

Parameter	1Q93	Mod	GP	H	Flag	Lab	2Q93	Mod	GP	H	Flag	Lab	Unit
Arsenic	<2.0				0	GE	<2.0				0	GE	µg/L
Barium	130				0	GE	120				0	GE	µg/L
Cadmium	<2.0				0	GE	<2.0				0	GE	µg/L
Chromium	<4.0				0	GE	<4.0				0	GE	µg/L
Lead	<3.0				0	GE	<3.0				0	GE	µg/L
Mercury	<0.20	J		●	0	GE	<0.20				0	GE	µg/L
Selenium	<2.0	J1			0	GE	<2.0				0	GE	µg/L
Silver	<2.0				0	GE	<2.0				0	GE	µg/L

Hazardous Constituents (261 App. VIII/264 App. IX)

Parameter	1Q93	Mod	GP	H	Flag	Lab	2Q93	Mod	GP	H	Flag	Lab	Unit
Antimony	<2.0				0	GE	<2.0				0	GE	µg/L
Benzene	<1.0				0	GE	<1.0				0	GE	µg/L
Cobalt	12				0	GE	10				0	GE	µg/L
Copper	<4.0				0	GE	<4.0				0	GE	µg/L
Cyanide	<5.0				0	GE	<5.0				0	GE	µg/L
Nickel	13				0	GE	10				0	GE	µg/L
Phenols	<5.0				0	GE	<5.0				0	GE	µg/L
Tetrachloroethylene	<1.0				0	GE	<1.0				0	GE	µg/L
Thallium	<2.0				0	GE	<2.0				0	GE	µg/L
Trichloroethylene	<1.0				0	GE	<1.0				0	GE	µg/L
Trichlorofluoromethane	<1.0				0	GE	<1.0				0	GE	µg/L
Vanadium	<8.0				0	GE	<8.0				0	GE	µg/L
Zinc	68		■		0	GE	57		■		0	GE	µg/L

Water Quality Indicator Parameters

Parameter	1Q93	Mod	GP	H	Flag	Lab	2Q93	Mod	GP	H	Flag	Lab	Unit
Aluminum	750		■		2	GE	510		■		2	GE	µg/L
Nitrate as nitrogen	56,000		■		2	GE	54,000		■		2	GE	µg/L
pH	4.6	J	■	●	0	GE	4.3	J	■	●	0	GE	pH

Common Laboratory Contaminants

Parameter	1Q93	Mod	GP	H	Flag	Lab	2Q93	Mod	GP	H	Flag	Lab	Unit
Bis (2-ethylhexyl) phthalate	<10				0	GE	<10				0	GE	µg/L
Methylene chloride	<1.0				0	GE	3.4				1	GE	µg/L

Note: See Appendix B for flagging criteria.
● = exceeded holding time.
■ = exceeded groundwater protection standard.

WELL FSB122C (cont.)

Radiological Indicator Parameters

Parameter	1Q93	Mod	GP	H	Flag	Lab	2Q93	Mod	GP	H	Flag	Lab	Unit
Gross alpha	1.1E+01				1	GE	4.2E+01		■		2	GE	pCi/L
Nonvolatile beta	8.6E+01		■		2	GE	7.7E+01		■		2	GE	pCi/L

Measured Radionuclides

Parameter	1Q93	Mod	GP	H	Flag	Lab	2Q93	Mod	GP	H	Flag	Lab	Unit
Actinium-228							<3.0E+01				0	GP	pCi/L
Americium-241	<1.0E+00	Y			0	CN	<1.0E+00				0	GP	pCi/L
Cesium-137	<1.0E+01	Y			0	CN	<1.0E+01				0	GP	pCi/L
Cobalt-60	<1.2E+01	Y			0	CN	<1.0E+01				0	GP	pCi/L
Curium-242	<1.0E+00	Y			0	CN	<1.0E+00				0	GP	pCi/L
Curium-243/244	<1.0E+00	Y			0	CN	<1.0E+00				0	GP	pCi/L
Curium-245/246							<1.0E+00				0	GP	pCi/L
Iodine-129	6.3E+00		■		2	CN	1.0E+01		■		2	GP	pCi/L
Plutonium-238	<1.2E+00	3Y			0	CN	<1.0E+00				0	GP	pCi/L
Plutonium-239/240	<1.0E+00	3Y			0	CN	<1.0E+00				0	GP	pCi/L
Radium-226	5.7E+00	Y			0	CN	<1.0E+00				0	GP	pCi/L
Radium-228	1.3E+00	Y			0	CN	<1.0E+00				0	GP	pCi/L
Strontium-89	<2.0E+00	Y			0	CN	<2.0E+00				0	GP	pCi/L
Strontium-90	<2.0E+00	Y			0	CN	<2.0E+00				0	GP	pCi/L
Technetium-99	2.1E+03		■		2	CN	3.0E+03		■		2	GP	pCi/L
Thorium-228	<1.0E+00	Y			0	CN	<1.0E+00				0	GP	pCi/L
Thorium-230	<1.0E+00	Y			0	CN	<1.0E+00				0	GP	pCi/L
Thorium-232	<1.0E+00	Y			0	CN	<1.0E+00				0	GP	pCi/L
Thorium-234							<3.5E+02				0	GP	pCi/L
Tritium	1.7E+03		■		2	GE	1.7E+03		■		2	GE	pCi/mL
Uranium-233/234	<1.0E+00	Y			0	CN	<1.0E+00				0	GP	pCi/L
Uranium-235	<1.0E+00	Y			0	CN	<1.0E+00				0	GP	pCi/L
Uranium-238	<1.0E+00	Y			0	CN	<1.0E+00				0	GP	pCi/L

Calculated Radionuclides

Parameter	1Q93	Mod	GP	H	Flag	Lab	2Q93	Mod	GP	H	Flag	Lab	Unit
Americium-243	<3.0E-03	C			0		<3.0E-03	C			0		pCi/L
Nickel-63	<1.2E+01	C			0		<1.0E+01	C			0		pCi/L
Plutonium-241	<4.0E+00	C			0		<4.0E+00	C			0		pCi/L
Plutonium-242	<2.0E-05	C			0		<2.0E-05	C			0		pCi/L

Note: See Appendix B for flagging criteria.
● = exceeded holding time.
■ = exceeded groundwater protection standard.

WELL FSB122D

SRS Coord.	Lat/Longitude	Screen Zone Elevation	Top of Casing	Casing	Pump	Formation
N73865.5 E48201.7	33.267787 °N 81.683354 °W	206.6-186.6 ft msl	217.6 ft msl	4" PVC	S	Water table (IIB_2)

SAMPLE DATE	02/24/93	05/13/93

FIELD DATA

Parameter	1Q93	2Q93	Unit
Water elevation	200	210	ft msl
pH	5.2	4.9	pH
Sp. conductance	73	81	µS/cm
Water temperature	17	17.1	°C
Alkalinity as $CaCO_3$	1	0	mg/L
Volume purged	14	11	well volumes

Hazardous Constituents (264.94, Table 1)

Parameter	1Q93	Mod	GP	H	Flag	Lab	2Q93	Mod	GP	H	Flag	Lab	Unit
Arsenic	<2.0				0	GE	<2.0				0	GE	µg/L
Barium	26				0	GE	29				0	GE	µg/L
Cadmium	<2.0				0	GE	<2.0				0	GE	µg/L
Chromium	<4.0				0	GE	<4.0				0	GE	µg/L
Lead	<3.0				0	GE	<3.0				0	GE	µg/L
Mercury	<0.20	J		•	0	GE	<0.20				0	GE	µg/L
Selenium	<2.0	J1			0	GE	<2.0				0	GE	µg/L
Silver	<2.0				0	GE	<2.0				0	GE	µg/L

Hazardous Constituents (261 App. VIII/264 App. IX)

Parameter	1Q93	Mod	GP	H	Flag	Lab	2Q93	Mod	GP	H	Flag	Lab	Unit
Antimony	<2.0				0	GE	<2.0				0	GE	µg/L
Benzene	<1.0				0	GE	<1.0				0	GE	µg/L
Cobalt	<4.0				0	GE	<4.0				0	GE	µg/L
Copper	<4.0				0	GE	7.4				0	GE	µg/L
Cyanide	<5.0				0	GE	<5.0				0	GE	µg/L
Nickel	<4.0				0	GE	<4.0				0	GE	µg/L
Phenols	<5.0				0	GE	<5.0				0	GE	µg/L
Tetrachloroethylene	<1.0				0	GE	<1.0				0	GE	µg/L
Thallium	<2.0				0	GE	<2.0				0	GE	µg/L
Trichloroethylene	<1.0				0	GE	<1.0				0	GE	µg/L
Trichlorofluoromethane	<1.0				0	GE	<1.0				0	GE	µg/L
Vanadium	<8.0				0	GE	<8.0				0	GE	µg/L
Zinc	14				0	GE	26		■		0	GE	µg/L

Water Quality Indicator Parameters

Parameter	1Q93	Mod	GP	H	Flag	Lab	2Q93	Mod	GP	H	Flag	Lab	Unit
Aluminum	94		■		2	GE	90		■		2	GE	µg/L
Nitrate as nitrogen	6,300				1	GE	7,400				1	GE	µg/L
pH	5.2	J	■	•	0	GE	4.9	J	■	•	0	GE	pH

Common Laboratory Contaminants

Parameter	1Q93	Mod	GP	H	Flag	Lab	2Q93	Mod	GP	H	Flag	Lab	Unit
Bis (2-ethylhexyl) phthalate	<10	J1			0	GE	<10				0	GE	µg/L
Methylene chloride	<1.0				0	GE	4.2				1	GE	µg/L

Note: See Appendix B for flagging criteria.
• = exceeded holding time.
■ = exceeded groundwater protection standard.

WELL FSB122D (cont.)

Radiological Indicator Parameters

Parameter	1Q93	Mod	GP	H	Flag	Lab	2Q93	Mod	GP	H	Flag	Lab	Unit
Gross alpha	<2.0E+00				0	GE	<2.0E+00				0	GE	pCi/L
Nonvolatile beta	6.5E+00				0	GE	1.1E+01				0	GE	pCi/L

Measured Radionuclides

Parameter	1Q93	Mod	GP	H	Flag	Lab	2Q93	Mod	GP	H	Flag	Lab	Unit
Actinium-228							<3.0E+01				0	GP	pCi/L
Americium-241	<1.0E+00	Y			0	CN	<1.0E+00				0	GP	pCi/L
Cesium-137	<1.0E+01	Y			0	CN	<1.0E+01				0	GP	pCi/L
Cobalt-60	<1.2E+01	Y			0	CN	<1.0E+01				0	GP	pCi/L
Curium-242	<1.3E+00	Y3			0	CN	<1.0E+00				0	GP	pCi/L
Curium-243/244	<1.8E+00	Y3			0	CN	<1.0E+00				0	GP	pCi/L
Curium-245/246							<1.0E+00				0	GP	pCi/L
Iodine-129	<2.0E+00				0	CN	<2.0E+00				0	GP	pCi/L
Plutonium-238	<1.0E+00	Y			0	CN	<1.0E+00				0	GP	pCi/L
Plutonium-239/240	<1.0E+00	Y			0	CN	<1.0E+00				0	GP	pCi/L
Radium-226	<1.0E+00	Y			0	CN	1.0E+00				0	GP	pCi/L
Radium-228	<1.0E+00	Y			0	CN	5.1E+00				0	GP	pCi/L
Strontium-89	<2.0E+00	Y			0	CN	<2.0E+00				0	GP	pCi/L
Strontium-90	<2.0E+00	Y			0	CN	<2.0E+00				0	GP	pCi/L
Technetium-99	<3.0E+02				0	CN	<3.0E+02				0	GP	pCi/L
Thorium-228	<1.0E+00	Y			0	CN	<1.0E+00				0	GP	pCi/L
Thorium-230	<1.0E+00	Y			0	CN	<1.0E+00				0	GP	pCi/L
Thorium-232	<1.0E+00	Y			0	CN	<1.0E+00				0	GP	pCi/L
Thorium-234							<3.5E+02				0	GP	pCi/L
Tritium	2.5E+02		■		2	GE	2.9E+02		■		2	GE	pCi/mL
Uranium-233/234	<1.0E+00	Y			0	CN	<1.0E+00				0	GP	pCi/L
Uranium-235	<1.0E+00	Y			0	CN	<1.0E+00				0	GP	pCi/L
Uranium-238	<1.0E+00	Y			0	CN	<1.0E+00				0	GP	pCi/L

Calculated Radionuclides

Parameter	1Q93	Mod	GP	H	Flag	Lab	2Q93	Mod	GP	H	Flag	Lab	Unit
Americium-243	<5.4E-03	C			0		<3.0E-03	C			0		pCi/L
Nickel-63	<1.2E+01	C			0		<1.0E+01	C			0		pCi/L
Plutonium-241	<4.0E+00	C			0		<4.0E+00	C			0		pCi/L
Plutonium-242	<2.0E-05	C			0		<2.0E-05	C			0		pCi/L

Note: See Appendix B for flagging criteria.
● = exceeded holding time.
■ = exceeded groundwater protection standard.

WELL FSB123C

SRS Coord.	Lat/Longitude	Screen Zone Elevation	Top of Casing	Casing	Pump	Formation
N74566.7 E51750.5	33.275129 °N 81.675374 °W	165.3-155.3 ft msl	238.1 ft msl	4" PVC	S	Barnwell (IIB$_1$)

SAMPLE DATE	02/12/93	05/13/93

FIELD DATA

Parameter	1Q93	2Q93	Unit
Water elevation	210	210	ft msl
pH	5.5	5.6	pH
Sp. conductance	72	72	µS/cm
Water temperature	18.5	18.7	°C
Alkalinity as $CaCO_3$	9	10	mg/L
Volume purged	3.6	4.1	well volumes

Hazardous Constituents (264.94, Table 1)

Parameter	1Q93	Mod	GP	H	Flag	Lab	2Q93	Mod	GP	H	Flag	Lab	Unit
Arsenic	<2.0				0	GE	<2.0				0	GE	µg/L
Barium	16				0	GE	15				0	GE	µg/L
Cadmium	<2.0				0	GE	<2.0				0	GE	µg/L
Chromium	<4.0				0	GE	<4.0				0	GE	µg/L
Lead	<3.0				0	GE	<3.0				0	GE	µg/L
Mercury	<0.20				0	GE	<0.20				0	GE	µg/L
Selenium	<2.0				0	GE	<2.0				0	GE	µg/L
Silver	<2.0				0	GE	<2.0				0	GE	µg/L

Hazardous Constituents (261 App. VIII/264 App. IX)

Parameter	1Q93	Mod	GP	H	Flag	Lab	2Q93	Mod	GP	H	Flag	Lab	Unit
Antimony	<2.0				0	GE	<2.0				0	GE	µg/L
Benzene	<1.0				0	GE	<1.0				0	GE	µg/L
Cobalt	<4.0				0	GE	<4.0				0	GE	µg/L
Copper	<4.0				0	GE	<4.0				0	GE	µg/L
Cyanide	<5.0				0	GE	<5.0				0	GE	µg/L
Nickel	<4.0				0	GE	<4.0				0	GE	µg/L
Phenols	<5.0				0	GE	<5.0				0	GE	µg/L
Tetrachloroethylene	1.8				0	GE	<1.0				0	GE	µg/L
Thallium	<2.0				0	GE	<2.0				0	GE	µg/L
Trichloroethylene	3.4				1	GE	1.2				0	GE	µg/L
Trichlorofluoromethane	<1.0				0	GE	<1.0				0	GE	µg/L
Vanadium	<8.0				0	GE	<8.0				0	GE	µg/L
Zinc	17				0	GE	12				0	GE	µg/L

Water Quality Indicator Parameters

Parameter	1Q93	Mod	GP	H	Flag	Lab	2Q93	Mod	GP	H	Flag	Lab	Unit
Aluminum	<20				0	GE	<20				0	GE	µg/L
Nitrate as nitrogen	3,600				0	GE	3,300				0	GE	µg/L
pH	5.4	J	■	●	0	GE	5.7	J	■	●	0	GE	pH

Common Laboratory Contaminants

Parameter	1Q93	Mod	GP	H	Flag	Lab	2Q93	Mod	GP	H	Flag	Lab	Unit
Bis (2-ethylhexyl) phthalate	<10	J1			0	GE	<10	J1			0	GE	µg/L
Methylene chloride	<1.0				0	GE	4.2				1	GE	µg/L

Note: See Appendix B for flagging criteria.
● = exceeded holding time.
■ = exceeded groundwater protection standard.

WELL FSB123C (cont.)

Radiological Indicator Parameters

Parameter	1Q93	Mod	GP	H	Flag	Lab	2Q93	Mod	GP	H	Flag	Lab	Unit
Gross alpha	<2.0E+00				0	GE	<2.0E+00				0	GE	pCi/L
Nonvolatile beta	<2.0E+00				0	GE	<2.0E+00				0	GE	pCi/L

Measured Radionuclides

Parameter	1Q93	Mod	GP	H	Flag	Lab	2Q93	Mod	GP	H	Flag	Lab	Unit
Actinium-228	<3.0E+01				0	GP	<3.0E+01				0	GP	pCi/L
Americium-241	<1.0E+00				0	GP	<1.0E+00				0	GP	pCi/L
Cesium-137	<1.0E+01				0	GP	<1.0E+01				0	GP	pCi/L
Cobalt-60	<1.0E+01				0	GP	<1.0E+01				0	GP	pCi/L
Curium-242	<1.0E+00				0	GP	<1.0E+00				0	GP	pCi/L
Curium-243/244	<1.0E+00				0	GP	<1.0E+00				0	GP	pCi/L
Curium-245/246	<1.0E+00				0	GP	<1.0E+00				0	GP	pCi/L
Iodine-129	<2.0E+00				0	GP	<2.0E+00				0	GP	pCi/L
Plutonium-238	<1.0E+00				0	GP	<1.0E+00				0	GP	pCi/L
Plutonium-239/240	<1.0E+00				0	GP	<1.0E+00				0	GP	pCi/L
Radium-226	<1.0E+00				0	GP	<1.0E+00				0	GP	pCi/L
Radium-228	1.6E+00				0	GP	<1.0E+00				0	GP	pCi/L
Strontium-89	<2.0E+00				0	GP	<2.0E+00				0	GP	pCi/L
Strontium-90	2.1E+00				0	GP	<2.0E+00				0	GP	pCi/L
Technetium-99	<3.0E+02				0	GP	<3.0E+02				0	GP	pCi/L
Thorium-228	<1.0E+00				0	GP	<1.0E+00				0	GP	pCi/L
Thorium-230	<1.0E+00				0	GP	<1.0E+00				0	GP	pCi/L
Thorium-232	<1.0E+00				0	GP	<1.0E+00				0	GP	pCi/L
Thorium-234	<3.5E+02				0	GP	<3.5E+02				0	GP	pCi/L
Tritium	1.9E+00				0	GE	1.9E+00				0	GE	pCi/mL
Uranium-233/234	<1.0E+00				0	GP	<1.0E+00				0	GP	pCi/L
Uranium-235	<1.0E+00				0	GP	<1.0E+00				0	GP	pCi/L
Uranium-238	<1.0E+00				0	GP	<1.0E+00				0	GP	pCi/L

Calculated Radionuclides

Parameter	1Q93	Mod	GP	H	Flag	Lab	2Q93	Mod	GP	H	Flag	Lab	Unit
Americium-243	<3.0E-03	C			0		<3 0E-03	C			0		pCi/L
Nickel-63	<1.0E+01	C			0		<1.0E+01	C			0		pCi/L
Plutonium-241	<4.0E+00	C			0		<4.0E+00	C			0		pCi/L
Plutonium-242	<2.0E-05	C			0		<2.0E-05	C			0		pCi/L

Note: See Appendix B for flagging criteria.
● = exceeded holding time.
■ = exceeded groundwater protection standard.

WELL FSB123D

SRS Coord.	Lat/Longitude	Screen Zone Elevation	Top of Casing	Casing	Pump	Formation
N74562.7 E51734.8	33.275095 °N 81.675407 °W	214.1-194.1 ft msl	238.1 ft msl	4" PVC	S	Water table (IIB_2)

SAMPLE DATE	02/12/93	05/13/93

FIELD DATA

Parameter	1Q93	2Q93	Unit
Water elevation	210	210	ft msl
pH	4.5	4.7	pH
Sp. conductance	45	42	µS/cm
Water temperature	18.3	18	°C
Alkalinity as $CaCO_3$	0	0	mg/L
Volume purged	8.9	11	well volumes

Hazardous Constituents (264.94, Table 1)

Parameter	1Q93	Mod	GP	H	Flag	Lab	2Q93	Mod	GP	H	Flag	Lab	Unit
Arsenic	<2.0				0	GE	<2.0				0	GE	µg/L
Barium	11				0	WA	9.1				0	GE	µg/L
Cadmium	<2.0				0	GE	<2.0				0	GE	µg/L
Chromium	<4.0				0	GE	<4.0				0	GE	µg/L
Lead	<3.0				0	GE	<3.0				0	GE	µg/L
Mercury	<0.20				0	GE	<0.20				0	GE	µg/L
Selenium	<2.0				0	GE	<2.0				0	GE	µg/L
Silver	<2.0				0	GE	<2.0				0	GE	µg/L

Hazardous Constituents (261 App. VIII/264 App. IX)

Parameter	1Q93	Mod	GP	H	Flag	Lab	2Q93	Mod	GP	H	Flag	Lab	Unit
Antimony	<2.0				0	GE	<2.0				0	GE	µg/L
Benzene	<1.0				0	GE	<1.0				0	GE	µg/L
Cobalt	<4.0				0	GE	<4.0				0	GE	µg/L
Copper	<4.0				0	GE	<4.0				0	GE	µg/L
Cyanide	<5.0				0	GE	<5.0				0	GE	µg/L
Nickel	<4.0				0	GE	<4.0				0	GE	µg/L
Phenols	<5.0				0	GE	<5.0				0	GE	µg/L
Tetrachloroethylene	<1.0				0	GE	<1.0				0	GE	µg/L
Thallium	<2.0				0	GE	<2.0				0	GE	µg/L
Trichloroethylene	<1.0				0	GE	<1.0				0	GE	µg/L
Trichlorofluoromethane	<1.0				0	GE	<1.0				0	GE	µg/L
Vanadium	<3.0				0	WA	<8.0				0	GE	µg/L
Zinc	12	V			0	WA	3.2				0	GE	µg/L

Water Quality Indicator Parameters

Parameter	1Q93	Mod	GP	H	Flag	Lab	2Q93	Mod	GP	H	Flag	Lab	Unit
Aluminum	50		■		2	WA	43				1	GE	µg/L
Nitrate as nitrogen	2,500				0	GE	2,100				0	GE	µg/L
pH	4.7	J	■	●	0	WA	4.7	J	■	●	0	GE	pH

Common Laboratory Contaminants

Parameter	1Q93	Mod	GP	H	Flag	Lab	2Q93	Mod	GP	H	Flag	Lab	Unit
Bis (2-ethylhexyl) phthalate	<10	J1			0	GE	<10				0	GE	µg/L
Methylene chloride	<1.0				0	GE	3.4				1	GE	µg/L

Note: See Appendix B for flagging criteria.
● = exceeded holding time.
■ = exceeded groundwater protection standard.

WELL FSB123D (cont.)

Radiological Indicator Parameters

Parameter	1Q93	Mod	GP	H	Flag	Lab	2Q93	Mod	GP	H	Flag	Lab	Unit
Gross alpha	<6.0E-01				0	TM	<2.0E+00				0	GE	pCi/L
Nonvolatile beta	<8.0E-01				0	TM	<2.0E+00				0	GE	pCi/L

Measured Radionuclides

Parameter	1Q93	Mod	GP	H	Flag	Lab	2Q93	Mod	GP	H	Flag	Lab	Unit
Actinium-228	<3.0E+01				0	GP	<3.0E+01				0	GP	pCi/L
Americium-241	<1.0E+00	Y			0	CN	<1.0E+00				0	GP	pCi/L
Cesium-137	<1.0E+01	Y			0	CN	<1.0E+01				0	GP	pCi/L
Cobalt-60	<1.0E+01				0	GP	<1.0E+01				0	GP	pCi/L
Curium-242	<1.0E+00	Y			0	CN	<1.0E+00				0	GP	pCi/L
Curium-243/244	<1.0E+00	Y			0	CN	<1.0E+00				0	GP	pCi/L
Curium-245/246	<1.0E+00				0	GP	<1.0E+00				0	GP	pCi/L
Iodine-129	<2.0E+00				0	CN	<2.0E+00				0	GP	pCi/L
Plutonium-238	<1.0E+00	Y			0	CN	<1.0E+00				0	GP	pCi/L
Plutonium-239/240	<1.0E+00	Y			0	CN	<1.0E+00				0	GP	pCi/L
Radium-226	7.5E-01				0	TM	<1.0E+00				0	GP	pCi/L
Radium-228	9.0E-01				0	TM	1.2E+00				0	GP	pCi/L
Strontium-89	<2.0E+00	Y			0	CN	<2.0E+00				0	GP	pCi/L
Strontium-90	2.2E+00				0	GP	<2.0E+00				0	GP	pCi/L
Technetium-99	<3.0E+02				0	CN	<3.0E+02				0	GP	pCi/L
Thorium-228	<1.0E+00	Y			0	CN	<1.0E+00				0	GP	pCi/L
Thorium-230	<1.0E+00	Y			0	CN	<1.0E+00				0	GP	pCi/L
Thorium-232	<1.0E+00	Y			0	CN	<1.0E+00				0	GP	pCi/L
Thorium-234	<3.5E+02				0	GP	<3.5E+02				0	GP	pCi/L
Tritium	1.1E+01				1	TM	8.6E+00				0	GE	pCi/mL
Uranium-233/234	<1.0E+00	Y			0	CN	<1.0E+00				0	GP	pCi/L
Uranium-235	<1.0E+00	Y			0	CN	<1.0E+00				0	GP	pCi/L
Uranium-238	<1.0E+00	Y			0	CN	<1.0E+00				0	GP	pCi/L

Calculated Radionuclides

Parameter	1Q93	Mod	GP	H	Flag	Lab	2Q93	Mod	GP	H	Flag	Lab	Unit
Americium-243	<3.0E-03	C			0		<3.0E-03	C			0		pCi/L
Nickel-63	<1.0E+01	C			0		<1.0E+01	C			0		pCi/L
Plutonium-241	<4.0E+00	C			0		<4.0E+00	C			0		pCi/L
Plutonium-242	<2.0E-05	C			0		<2.0E-05	C			0		pCi/L

Note: See Appendix B for flagging criteria.
● = exceeded holding time.
■ = exceeded groundwater protection standard.

WELL HSB 85A

SRS Coord.	Lat/Longitude	Screen Zone Elevation	Top of Casing	Casing	Pump	Formation
N73791.9 E58943.4	33.285152 °N 81.65493 °W	71.1-61.1 ft msl	294.4 ft msl	4" PVC	S	U. Congaree (IIA)

SAMPLE DATE	03/21/93	06/10/93

FIELD DATA

Parameter	1Q93	2Q93	Unit
Water elevation	170	170	ft msl
pH	6.9	7	pH
Sp. conductance	194	191	µS/cm
Water temperature	19.8	20	°C
Alkalinity as $CaCO_3$	59	26	mg/L
Volume purged	2.6	3.0	well volumes

Hazardous Constituents (264.94, Table 1)

Parameter	1Q93	Mod	GP	H	Flag	Lab	2Q93	Mod	GP	H	Flag	Lab	Unit
Arsenic	<2.0				0	GE	<2.0				0	GE	µg/L
Barium	33				0	GE	30				0	GE	µg/L
Cadmium	<2.0				0	GE	<2.0				0	GE	µg/L
Chromium	<4.0				0	GE	<4.0				0	GE	µg/L
Lead	<3.0				0	GE	<3.0				0	GE	µg/L
Mercury	<0.20				0	GE	<0.20				0	GE	µg/L
Selenium	<2.0	J1			0	GE	<2.0	J1			0	GE	µg/L
Silver	<2.0				0	GE	<2.0				0	GE	µg/L

Hazardous Constituents (261 App. VIII/264 App. IX)

Parameter	1Q93	Mod	GP	H	Flag	Lab	2Q93	Mod	GP	H	Flag	Lab	Unit
Antimony	<2.0				0	GE	<2.0				0	GE	µg/L
Benzene	<1.0				0	GE	<1.0				0	GE	µg/L
Cobalt	<4.0				0	GE	<4.0				0	GE	µg/L
Copper	<4.0				0	GE	<4.0				0	GE	µg/L
Cyanide	<5.0				0	GE	<5.0				0	GE	µg/L
Nickel	<4.0				0	GE	<4.0				0	GE	µg/L
Phenols	<5.0				0	GE	<5.0				0	GE	µg/L
Tetrachloroethylene	<1.0				0	GE	<1.0				0	GE	µg/L
Thallium	<2.0				0	GE	<2.0				0	GE	µg/L
Trichloroethylene	<1.0				0	GE	<1.0				0	GE	µg/L
Trichlorofluoromethane	<1.0				0	GE	<1.0				0	GE	µg/L
Vanadium	<8.0				0	GE	<8.0				0	GE	µg/L
Zinc	<2.0				0	GE	2.8				0	GE	µg/L

Water Quality Indicator Parameters

Parameter	1Q93	Mod	GP	H	Flag	Lab	2Q93	Mod	GP	H	Flag	Lab	Unit
Aluminum	<20				0	GE	<20				0	GE	µg/L
Nitrate as nitrogen	<50				0	GE	260				0	GE	µg/L
pH	7.1	J		●	0	GE	7.1	J		●	0	GE	pH

Common Laboratory Contaminants

Parameter	1Q93	Mod	GP	H	Flag	Lab	2Q93	Mod	GP	H	Flag	Lab	Unit
Bis (2-ethylhexyl) phthalate	<10				0	GE	<10	J1			0	GE	µg/L
Methylene chloride	<1.0	JV			0	GE	<1.0	JV			0	GE	µg/L

Note: See Appendix B for flagging criteria.
● = exceeded holding time.
■ = exceeded groundwater protection standard.

WELL HSB 85A (cont.)

Radiological Indicator Parameters

Parameter	1Q93	Mod	GP	H	Flag	Lab	2Q93	Mod	GP	H	Flag	Lab	Unit
Gross alpha	<2.0E+00				0	GE	<2.0E+00				0	GE	pCi/L
Nonvolatile beta	<2.0E+00				0	GE	2.5E+00				0	GE	pCi/L

Calculated Radionuclides

Parameter	1Q93	Mod	GP	H	Flag	Lab	2Q93	Mod	GP	H	Flag	Lab	Unit
Actinium-228							<3.0E+01				0	GP	pCi/L
Americium-241	<1.0E+00				0	CN	<1.0E+00				0	GP	pCi/L
Cesium-137	<1.0E+01				0	CN	<1.0E+01				0	GP	pCi/L
Cobalt-60	<1.0E+01				0	GP	<1.0E+01				0	GP	pCi/L
Curium-242	<1.0E+00				0	CN	<1.0E+00				0	GP	pCi/L
Curium-243/244	<1.0E+00				0	CN	<1.0E+00				0	GP	pCi/L
Curium-245/246	<1.0E+00				0	GP	<1.0E+00				0	GP	pCi/L
Iodine-129	<2.0E+00				0	CN	<2.0E+00				0	GP	pCi/L
Plutonium-238	<1.0E+00				0	CN	<1.0E+00				0	GP	pCi/L
Plutonium-239/240	<1.0E+00				0	CN	<1.0E+00				0	GP	pCi/L
Radium-226	<1.0E+00				0	CN	<1.0E+00				0	GP	pCi/L
Radium-228	1.4E+00				0	CN	2.5E+00				0	GP	pCi/L
Strontium-89	<2.0E+00				0	CN	<2.0E+00				0	GP	pCi/L
Strontium-90	3.2E+00				0	GP	<2.0E+00				0	GP	pCi/L
Technetium-99	<3.0E+02				0	CN	<3.0E+02				0	GP	pCi/L
Thorium-228	<1.0E+00				0	CN	<1.0E+00				0	GP	pCi/L
Thorium-230	<1.0E+00				0	CN	<1.0E+00				0	GP	pCi/L
Thorium-232	<1.0E+00				0	CN	<1.0E+00				0	GP	pCi/L
Thorium-234							<3.5E+02				0	GP	pCi/L
Tritium	<7.0E-01				0	GE	<7.0E-01				0	GE	pCi/mL
Uranium-233/234	<1.0E+00				0	CN	<1.0E+00				0	GP	pCi/L
Uranium-235	<1.0E+00				0	CN	<1.0E+00				0	GP	pCi/L
Uranium-238	<1.0E+00				0	CN	<1.0E+00				0	GP	pCi/L

Calculated Radionuclides

Americium-243	<3.0E-03	C			0		<3.0E-03	C			0		pCi/L
Nickel-63	<1.0E+01	C			0		<1.0E+01	C			0		pCi/L
Plutonium-241	<4.0E+00	C			0		<4.0E+00	C			0		pCi/L
Plutonium-242	<2.0E-05	C			0		<2.0E-05	C			0		pCi/L

Note: See Appendix B for flagging criteria.
● = exceeded holding time.
■ = exceeded groundwater protection standard.

Appendix E – Data Quality/Useability Assessment

Data Quality/Useability Assessment

Quality assurance/quality control (QA/QC) procedures relating to accuracy and precision of analyses performed on groundwater samples are followed in the field and laboratory and are reviewed prior to publication of results. The Environmental Protection Department/ Environmental Monitoring Section's (EPD/EMS) review of the volume of analytical data acquired each quarter and presented in various reports is an ongoing process; its review of the QA/QC data cannot be completed in time to meet the deadlines for the reports required by the Resource Conservation and Recovery Act and associated regulations. Other site and regulatory personnel can obtain further information on the data quality and useability in a variety of ways, including those described below.

Data Qualification

The contract laboratories continually assess their own accuracy and precision according to U.S. Environmental Protection Agency (EPA) guidelines. They submit sample- or batch-specific QA/QC information either at the same time as analytical results or in a quarterly summary. Properly defined and used result modifiers (also referred to as qualifiers) can be a key component in assessing data useability. Result modifiers designed by EPD/EMS and used by the primary laboratories are presented in Appendix D.

Assessment of Accuracy of the Data

Accuracy, or the nearness of the reported result to the true concentration of a constituent in a sample, can be assessed in several ways.

A laboratory's general accuracy can be judged by analysis of results obtained from known samples. The non-radionuclide contract laboratories analyze commercial reference samples every quarter at EPD/EMS' request. The results of these analyses are presented in the EPD/EMS quarterly report, *The Savannah River Site's Groundwater Monitoring Program.* The primary laboratories also seek or maintain state certification by participating periodically in performance studies; reference samples and analysis of results are provided by EPA. Results of these studies also are published in the EPD/EMS quarterly reports.

Analysis of blanks provides a tool for assessing the accuracy of both sampling and laboratory analysis. Results for all field blanks for the quarter can be found in the EPD/EMS quarterly reports. Any field or laboratory blanks that exceeded established minimums are identified in the same reports, in tables associating them with groundwater samples analyzed in the same batches.

Surrogates, organic compounds similar in chemical behavior to the compounds of interest but not normally found in environmental samples, are used to monitor the effect of the matrix on the accuracy of analyses for organic parameters. For example, for analyses of volatile organics by EPA Method 8240, three surrogate compounds are added to all samples

and blanks in each analytical batch. In analyses of semivolatile organics, three to four acid compounds and three to four base/neutral compounds are used. Other surrogates are used in pesticides analyses. Percent recoveries for surrogate analyses are calculated by laboratory personnel, reported to EPD/EMS, reviewed, and entered into the database, but they are not published. If recoveries are not within specified limits, the laboratory is expected to re-run the samples or attach result qualifiers to the data identifying the anomalous results.

Sample-specific accuracy for both organic and inorganic parameters can be assessed by examination of matrix spike/matrix spike duplicate results. A sample is analyzed unspiked to determine a baseline set of values. A second portion of sample is spiked with known concentrations of compounds appropriate to the analyses being performed, typically 5 volatile organic compounds for volatile organics analyses, 11 semivolatile compounds for semivolatiles, 6 pesticide compounds for pesticides, all metals for metals analyses, and a known quantity of cyanide for cyanide analysis. The percentage of the spike compound that is recovered (i.e., measured in excess of the value obtained for the unspiked sample) is a direct measure of analytical accuracy. EPA requires matrix spike/matrix spike duplicates to be run at least once per 20 samples of similar matrix.

Matrix spike/matrix spike duplicate results are reported to EPD/EMS but are not published. For organic compounds, according to EPA guidelines, no action is taken on the basis of matrix spike/matrix spike duplicate data alone (i.e., no result modifiers are assigned solely on the basis of matrix spike results); however, the results can indicate if a lab is having a systematic problem in the analysis of one or more analytes.

In the case of inorganic compounds, such as metals, the matrix spike sample analysis provides information about the effect of each sample matrix on the digestion and measurement methodology. Data qualifiers can be assigned on the basis of the percentage of spike recovery and are reported in the published results tables.

Assessment of Precision

Precision of the analyses, or agreement of a set of replicate results among themselves, is assessed through the use of duplicates (laboratory-initiated) and blind replicates (provided by EPD/EMS). The results of duplicate and replicate analyses are presented in the results tables of the first, second, and third quarter reports. Duplicate and replicate results are not presented in fourth quarter reports; the results tables present instead only the highest result for each analyte for each quarter of the year.

The laboratories assess precision by calculating the relative percent difference, or RPD, for each pair of laboratory-initiated duplicate results. During 1992, at least one of the contract laboratories used a data qualifier (J3) to modify metals analyses when the RPD for laboratory duplicates was greater than 20%.

Additional statistical comparisons of laboratory duplicate and blind replicate results, both intra- and interlaboratory, are presented in the EPD/EMS quarterly reports. The calculation used for these reports is the MRD, or mean relative difference, which is similar to EPA's RPD except that the MRD provides a single value for all of the analyses of a particular com-

pound, either inter- or intralaboratory, during one quarter. Because detection limits may vary among samples, the MRD requires calculation of a reference detection limit, which is the detection limit at the 90th percentile of the array of limits in the population of all replicate and duplicate analyses for a given analyte during a particular quarter. The MRD is not method-specific.

Method-Specific Accuracy and Precision

The contract laboratories' EPA-approved laboratory procedures include QA/QC requirements as an integral part of the methods. Thus, knowledge of the method used in obtaining data is an important component of determining data useability. EPA has conducted extensive research and development on the methods approved for the analysis of water and waste water; information on the accuracy and precision of the method is available from EPA publications, as is full information on required QA/QC procedures. A listing of the methods used by the primary laboratories during first quarter 1992 is given below along with the source for the method description. Many, if not all, of these sources include presentations of representative accuracy and precision results.

Method	Used to Analyze	Source
EPA120.1	Specific conductance	EPA EMSL 1983
EPA150.1	pH	EPA EMSL 1983
EPA160.1	Filterable residue (total dissolved solids)	EPA EMSL 1983
EPA160.2	Nonfilterable residue	EPA EMSL 1983
EPA180.1	Turbidity	EPA EMSL 1983
EPA200.7	Trace elements	EPA EMSL 1983
EPA206.2	Arsenic	EPA EMSL 1983
EPA208.2	Barium	EPA EMSL 1983
EPA239.2	Lead	EPA EMSL 1983
EPA245.1	Mercury	EPA EMSL 1983
EPA270.2	Selenium	EPA EMSL 1983
EPA279.2	Thallium	EPA EMSL 1983
EPA300.0	Inorganics, non-metallics	EPA EMSL 1991
EPA310.1	Alkalinity	EPA EMSL 1983
EPA325.2	Chloride	EPA EMSL 1983
EPA335.3	Cyanide	EPA EMSL 1983
EPA340.2	Fluoride	EPA EMSL 1983
EPA353.1	Nitrogen, nitrate-nitrite	EPA EMSL 1983
EPA353.2	Nitrogen, nitrate, nitrite, or combined	EPA EMSL 1983
EPA353.3	Nitrogen, nitrate-nitrite, or nitrite only	EPA EMSL 1983
EPA354.1	Nitrogen, nitrite	EPA EMSL 1983
EPA365.1	Phosphorus, all forms (reported as total phosphates)	EPA EMSL 1983
EPA365.2	Phosphorus, all forms (reported as total phosphates)	EPA EMSL 1983
EPA375.4	Sulfate, turbidimetric	EPA EMSL 1983
EPA376.2	Sulfide	EPA EMSL 1983
APHA403	Alkalinity	APHA 1985
EPA413.1	Oil & grease	EPA EMSL 1983
APHA415A	Iodine	APHA 1985
EPA415.1	Total organic carbon	EPA EMSL 1983
EPA418.1	Petroleum hydrocarbons	EPA EMSL 1983
EPA420.1	Phenolics	EPA EMSL 1983
EPA420.2	Phenolics	EPA EMSL 1983
APHA705	Total alpha-emitting radium	APHA 1985

Method	Used to Analyze	Source
ASTMD3869C	Iodide	ASTM 1992
APHA5320	Dissolved organic halogen	APHA 1989
EPA6010	Metals	EPA 1986
EPA7041	Antimony	EPA 1986
EPA7060	Arsenic	EPA 1986
EPA7421	Lead	EPA 1986
EPA7470	Mercury	EPA 1986
EPA7740	Selenium	EPA 1986
EPA7841	Thallium	EPA 1986
EPA8010	Halogenated volatile organics	EPA 1986
EPA8020	Aromatic volatile organics	EPA 1986
EPA8080	Organochlorine pesticides and PCBs	EPA 1986
EPA8140	Organophosphorus pesticides	EPA 1986
EPA8150	Chlorinated herbicides	EPA 1986
EPA8240	GCMS VOA	EPA 1986
EPA8270	GCMS semivolatiles	EPA 1986
EPA8280	Dioxins and furans	EPA 1986
EPA9012	Total cyanide	EPA 1986
EPA9020	Total organic halides	EPA 1986
EPA9030	Sulfides	EPA 1986

An example of the available method-specific QA/QC information is that for the analysis of metals by EPA Method 6010/200.7 (EPA, 1986/EPA EMSL, 1983). The primary laboratories, General Engineering Laboratories (GE) and Roy F. Weston, Inc. (Weston), use this inductively coupled plasma (ICP) atomic emission spectrometric method.

The following precision and accuracy data are based on the experience of seven laboratories that applied the ICP technique to acid-distilled water matrices that had been dosed with various metal concentrates. (Note: not all seven laboratories analyzed all 14 elements.) The references give results for samples having three concentration ranges; the results here are for samples having the lowest values, similar to actual groundwater results for SRS.

ICP Precision and Accuracy Data

Element	True value (µg/L)	Mean reported value (µg/L)	Mean percent RSD[a]
Aluminum	60	62	33
Arsenic	22	19	23
Beryllium	20	20	9.8
Cadmium	2.5	2.9	16
Chromium	10	10	18
Cobalt	20	20	4.1
Copper	11	11	40
Iron	20	19	15
Lead	24	30	32
Manganese	15	15	6.7
Nickel	30	28	11
Selenium	6	8.5	42

Element	True value (µg/L)	Mean reported value (µg/L)	Mean percent RSD[a]
Vanadium	70	69	2.9
Zinc	16	19	45

Note: In EPA (1986), the column heading is Mean Standard Deviation (%).

[a] Relative standard deviation.

As another example, EPA Method 601/8010 (EPA, 1991/EPA, 1986) is used by both GE and Weston for analyses of halogenated volatile organics. In the presentation of the method in both references, the following table gives method-specific accuracy and precision as functions of concentration. Contract laboratories are expected to achieve or at least approach these limits.

Accuracy and Precision as Functions of Concentration for EPA Method 601/8010

Parameter	Accuracy as recovery, X'[a] (µg/L)	Single analyst precision (µg/L)[b]	Overall precision (µg/L)[c]
Bromodichloromethane	$1.12C-1.02$[d]	$0.11\bar{X}+0.04$[e]	$0.20\bar{X}+1.00$
Bromoform	$0.96C-2.05$	$0.12\bar{X}+0.58$	$0.21\bar{X}+2.41$
Bromomethane	$0.76C-1.27$	$0.28\bar{X}+0.27$	$0.36\bar{X}+0.94$
Carbon tetrachloride	$0.98C-1.04$	$0.15\bar{X}+0.38$	$0.20\bar{X}+0.39$
Chlorobenzene	$1.00C-1.23$	$0.15\bar{X}-0.02$	$0.18\bar{X}+1.21$
Chloroethane	$0.99C-1.53$	$0.14\bar{X}-0.13$	$0.17\bar{X}+0.63$
2-Chloroethyl vinyl ether[f]	$1.00C$	$0.20\bar{X}$	$0.35\bar{X}$
Chloroform	$0.93C-0.39$	$0.13\bar{X}+0.15$	$0.19\bar{X}-0.02$
Chloromethane	$0.77C+0.18$	$0.28\bar{X}-0.31$	$0.52\bar{X}+1.31$
Dibromochloromethane	$0.94C+2.72$	$0.11\bar{X}+1.10$	$0.24\bar{X}+1.68$
1,2-Dichlorobenzene	$0.93C+1.70$	$0.20\bar{X}+0.97$	$0.13\bar{X}+6.13$
1,3-Dichlorobenzene	$0.95C+0.43$	$0.14\bar{X}+2.33$	$0.26\bar{X}+2.34$
1,4-Dichlorobenzene	$0.93C-0.09$	$0.15\bar{X}+0.29$	$0.20\bar{X}+0.41$
1,1-Dichloroethane	$0.95C-1.08$	$0.09\bar{X}+0.17$	$0.14\bar{X}+0.94$
1,2-Dichloroethane	$1.04C-1.06$	$0.11\bar{X}+0.70$	$0.15\bar{X}+0.94$
1,1-Dichloroethene	$0.98C-0.87$	$0.21\bar{X}-0.23$	$0.29\bar{X}-0.40$
trans-1,2-Dichloroethene	$0.97C-0.16$	$0.11\bar{X}+1.46$	$0.17\bar{X}+1.46$
1,2-Dichloropropane[f]	$1.00C$	$0.13\bar{X}$	$0.23\bar{X}$
cis-1,3-Dichloropropene[f]	$1.00C$	$0.18\bar{X}$	$0.32\bar{X}$
trans-1,3-Dichloropropene[f]	$1.00C$	$0.18\bar{X}$	$0.32\bar{X}$
Methylene chloride	$0.91C-0.93$	$0.11\bar{X}+0.33$	$0.21\bar{X}+1.43$
1,1,2,2-Tetrachlorethane	$0.95C+0.19$	$0.14\bar{X}+2.41$	$0.23\bar{X}+2.79$
Tetrachloroethylene	$0.94C+0.06$	$0.14\bar{X}+0.38$	$0.18\bar{X}+2.21$
1,1,1-Trichloroethane	$0.90C-0.16$	$0.15\bar{X}+0.04$	$0.20\bar{X}+0.37$
1,1,2-Trichloroethane	$0.86C+0.30$	$0.13\bar{X}-0.14$	$0.19\bar{X}+0.67$
Trichloroethylene	$0.87C+0.48$	$0.13\bar{X}-0.03$	$0.23\bar{X}+0.30$
Trichlorofluoromethane	$0.89C-0.07$	$0.15\bar{X}+0.67$	$0.26\bar{X}+0.91$
Vinyl chloride	$0.97C-0.36$	$0.13\bar{X}+0.65$	$0.27\bar{X}+0.40$

[a] X' = expected recovery for one or more measurements of a sample containing a concentration of C, in µg/L.
[b] Expected single analyst standard deviation of measurements.

[c] Expected interlaboratory standard deviation of measurements.
[d] C = true value for the concentration, in μg/L.
[e] $\overline{X}$ = average recovery found for measurements of samples containing a concentration of C, in μg/L.
[f] Estimates based on performance in a single laboratory.

References

APHA (American Public Health Association), 1985. **Standard Methods for the Examination of Water and Wastewater**, 16th edition. Washington, DC.

APHA (American Public Health Association), 1989. **Standard Methods for the Examination of Water and Wastewater**, 17th edition. Washington, DC.

ASTM (American Society for Testing and Materials), 1992. **1992 Annual Book of ASTM Standards**, Volume 11.02, Water (II). Philadelphia, PA.

EPA (U.S. Environmental Protection Agency), 1986. **Test Methods for Evaluating Solid Waste (SW-846)**, Volumes IA–IC. Washington, DC.

EPA (U.S. Environmental Protection Agency), 1987. **Data Quality Objectives for Remedial Response Activities**. PB88-131870; EPA/540/G-87/003. Washington, DC.

EPA (U.S. Environmental Protection Agency), 1988a. **Contract Laboratory Program Statement of Work for Inorganics Analysis, Multi-Media, Multi-Concentration**. SOW No. 788. Washington, DC.

EPA (U.S. Environmental Protection Agency), 1988b. **Contract Laboratory Program Statement of Work for Organics Analysis, Multi-Media, Multi-Concentration**. SOW No. 288. Washington, DC.

EPA (U.S. Environmental Protection Agency), 1990. **Guidance for Data Useability in Risk Assessment**. Interim Final. EPA/540/G-90/008. Washington, DC.

EPA (U.S. Environmental Protection Agency), 1991. *Guidelines Establishing Test Procedures for the Analysis of Pollutants,* **Code of Federal Regulations**, Title 40, Part 136, Appendix A. Revised July 1, 1991. Washington, DC.

EPA EMSL (U.S. Environmental Protection Agency, Environmental Monitoring and Systems Laboratory), 1979. **Handbook for Analytical Quality Control in Water and Wastewater Laboratories**. PB-297 451; EPA-600/4-79-019. Cincinnati, OH.

EPA EMSL (U.S. Environmental Protection Agency, Environmental Monitoring and Systems Laboratory), 1983. **Methods for Chemical Analysis of Water and Wastes**. Revised March 1983. Cincinnati, OH.

EPA EMSL (U.S. Environmental Protection Agency, Environmental Monitoring and Systems Laboratory), 1991. **Test Method, The Determination of Inorganic Anions in Water by Ion Chromatography–Method 300.0**. Revised August 1991. Cincinnati, OH.

Appendix F – Time Series Plots

Cadmium Concentrations
Well Cluster FSB 79

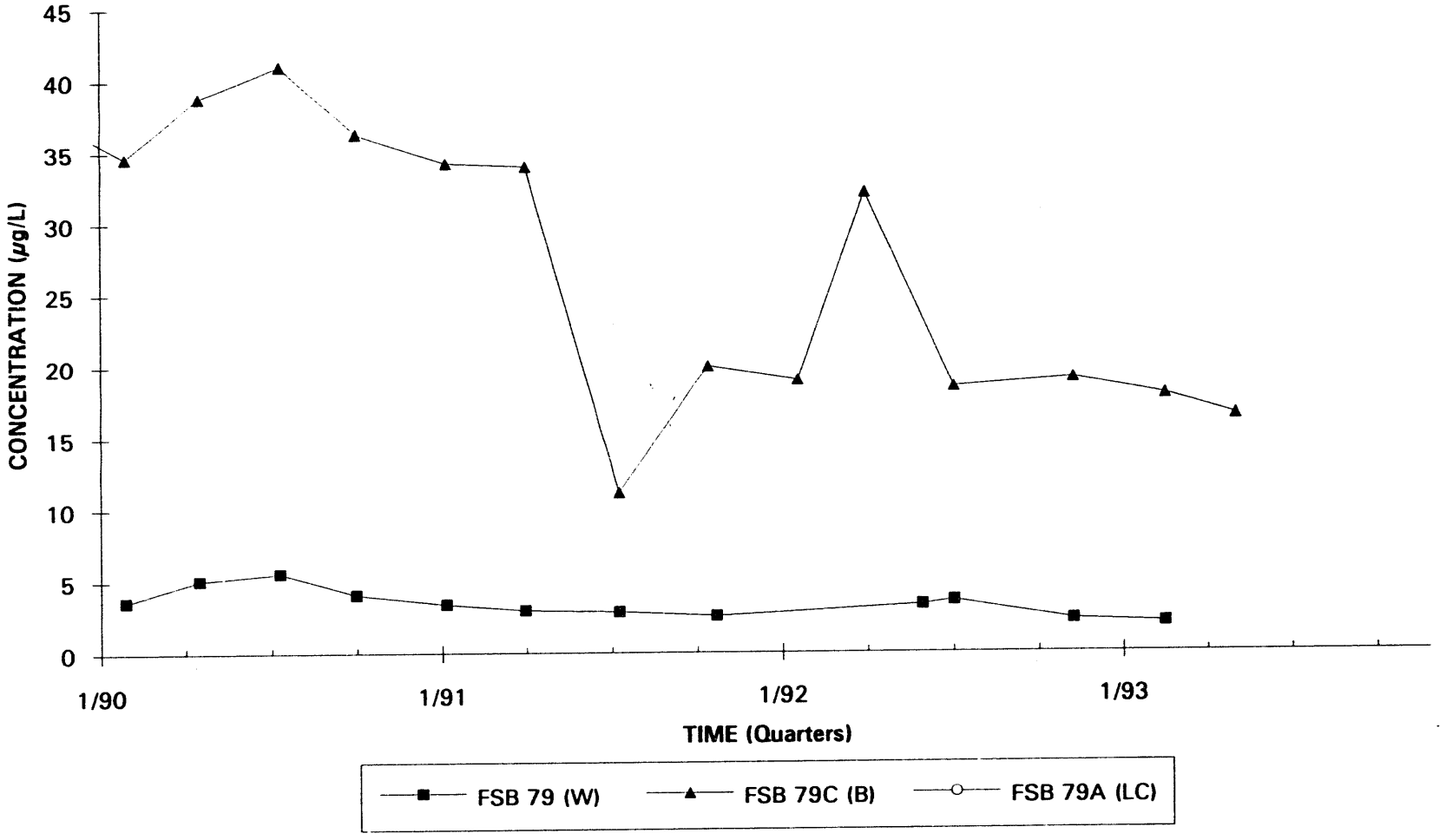

GWPS 10 µg/L

Note: W = Water Table (IIB2); B = Barnwell (IIB1); M = McBean (IIB1); UC = Upper Congaree (IIA); MC = Middle Congaree (IIA); LC = Lower Congaree (IIA)

Cadmium Concentrations
Well FSB 91D

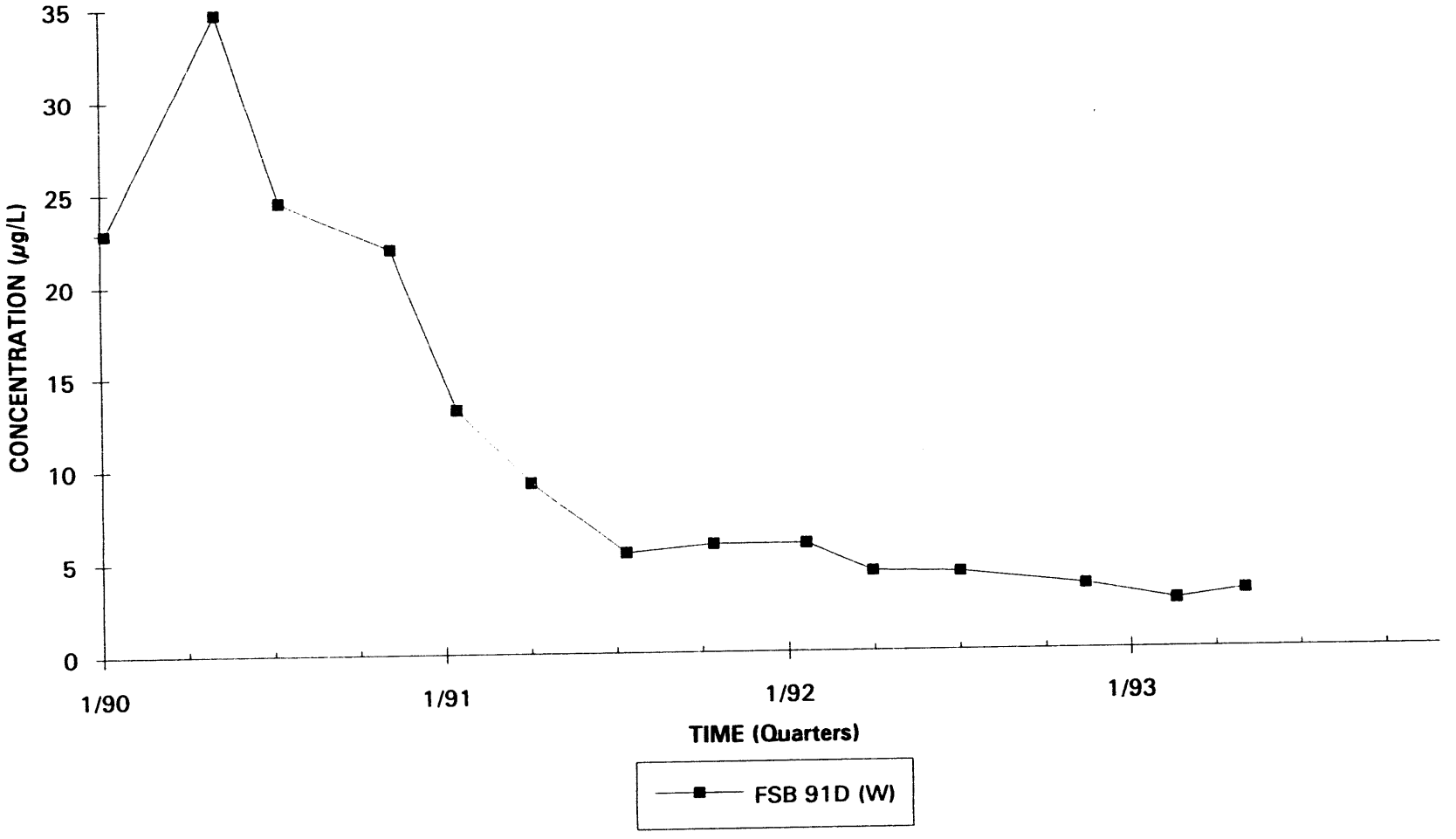

GWPS 10 µg/L

Note: W = Water Table (IIB2); B = Barnwell (IIB1); M = McBean (IIB1); UC = Upper Congaree (IIA); MC = Middle Congaree (IIA); LC = Lower Congaree (IIA)

Cadmium Concentrations
Well FSB 93D

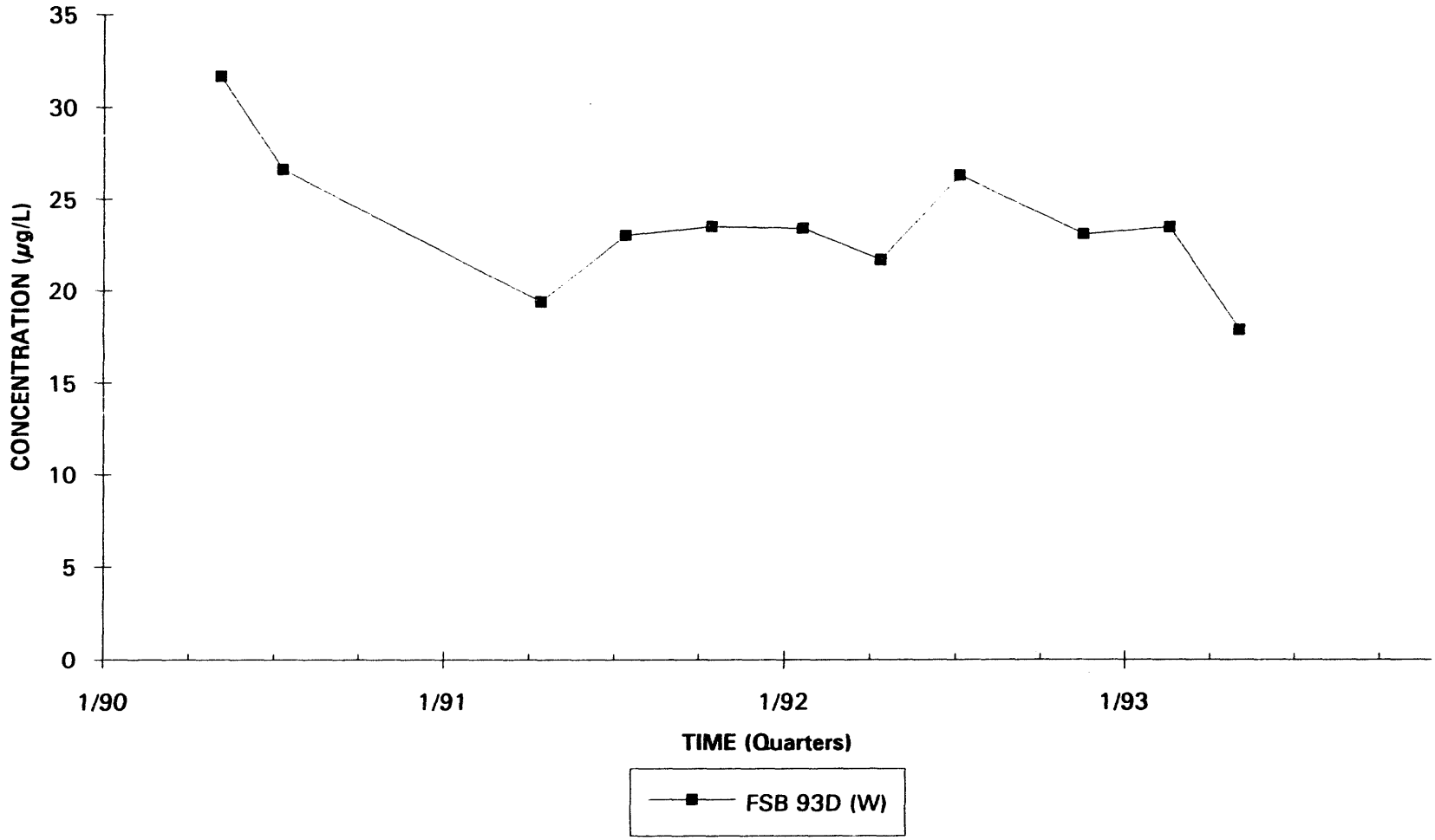

GWPS 10 µg/L

Note: W = Water Table (IIB2); B = Barnwell (IIB1); M = McBean (IIB1); UC = Upper Congaree (IIA); MC = Middle Congaree (IIA); LC = Lower Congaree (IIA)

Cadmium Concentrations
Well FSB 95CR

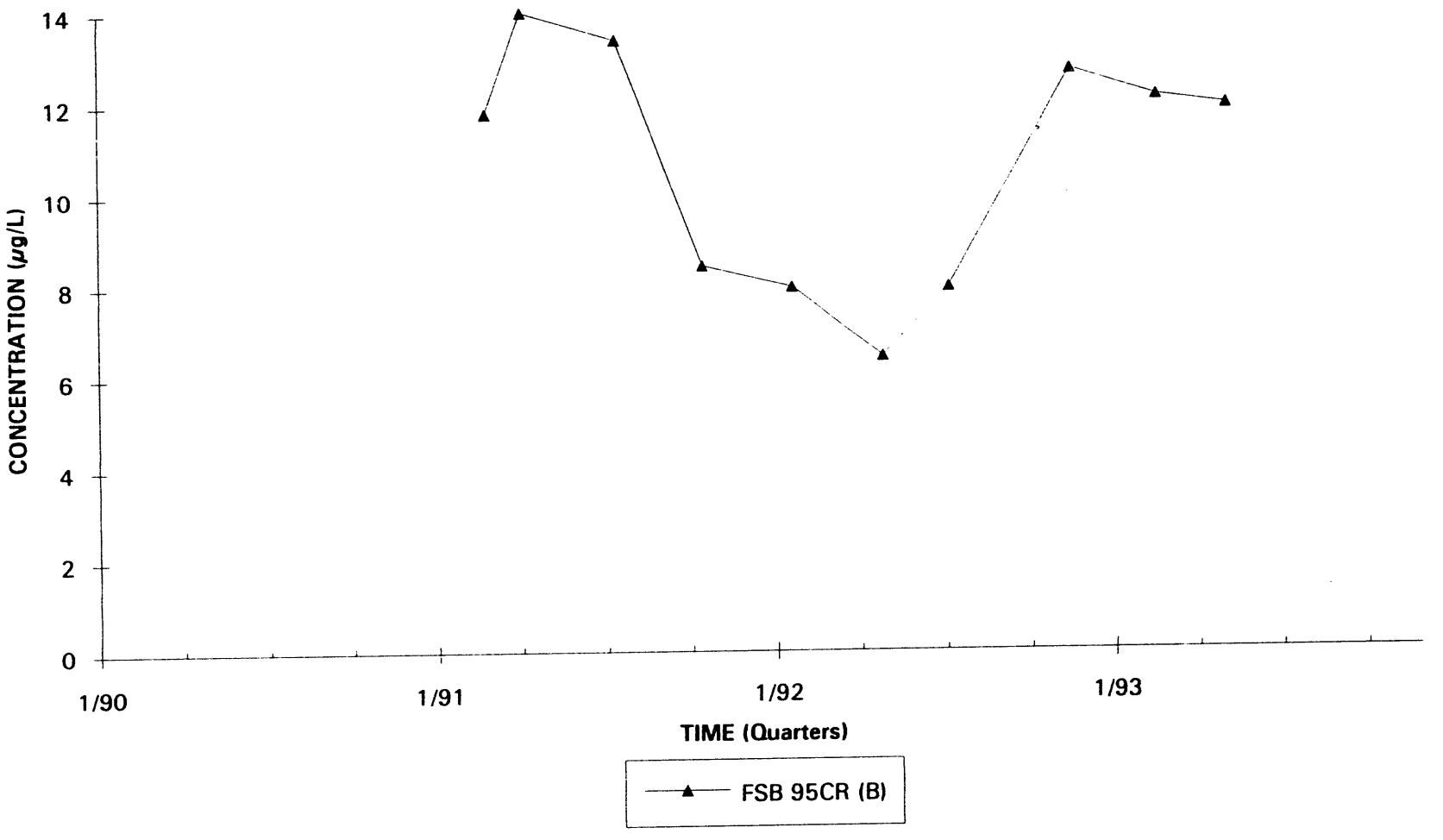

GWPS 10 µg/L

Note: W = Water Table (IIB2); B = Barnwell (IIB1); M = McBean (IIB1); UC = Upper Congaree (IIA); MC = Middle Congaree (IIA); LC = Lower Congaree (IIA)

Cadmium Concentrations
Well FSB102C

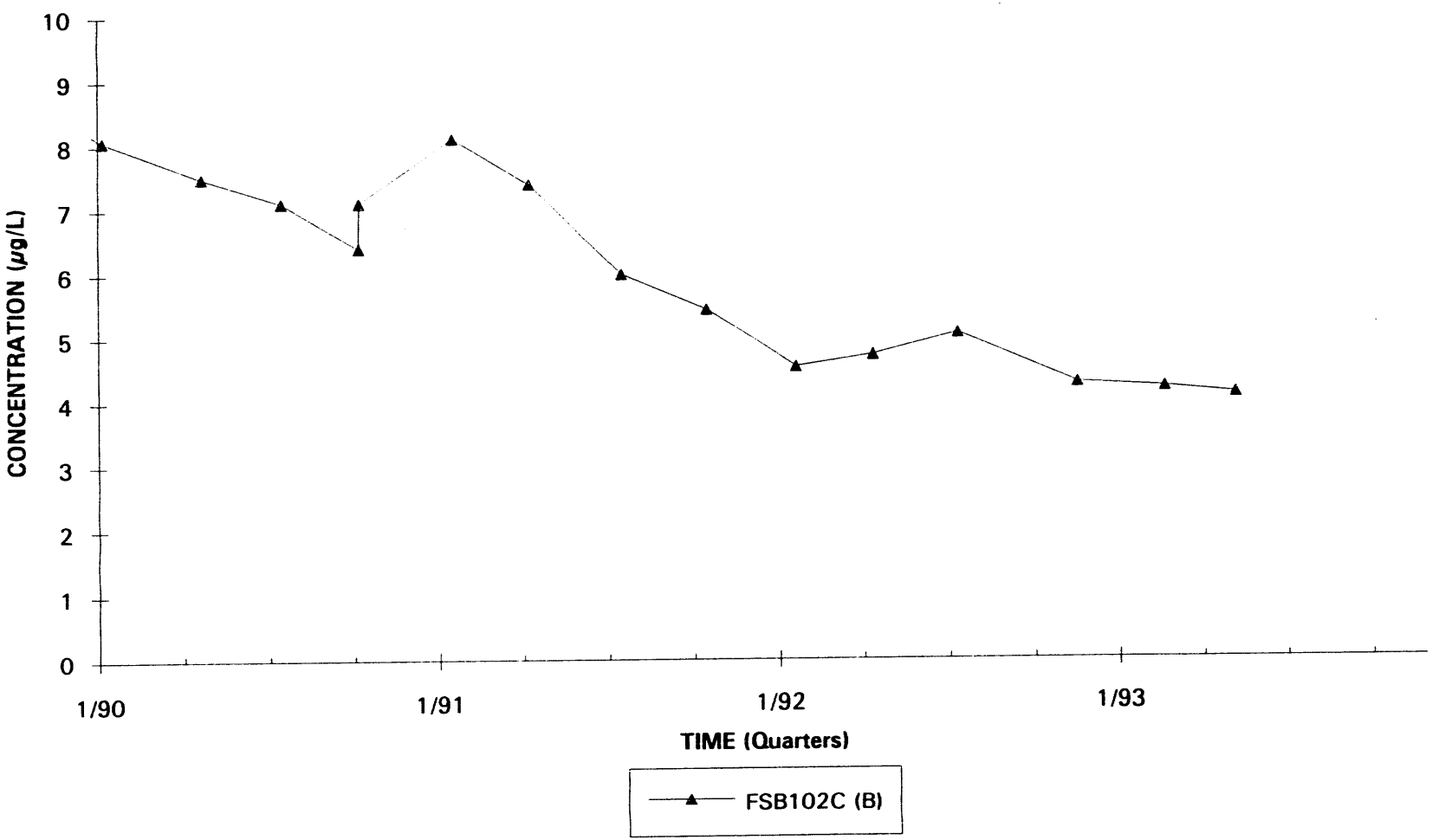

GWPS 10 µg/L

Note: W = Water Table (IIB2); B = Barnwell (IIB1); M = McBean (IIB1); UC = Upper Congaree (IIA); MC = Middle Congaree (IIA); LC = Lower Congaree (IIA)

Cadmium Concentrations
Well Cluster FSB104

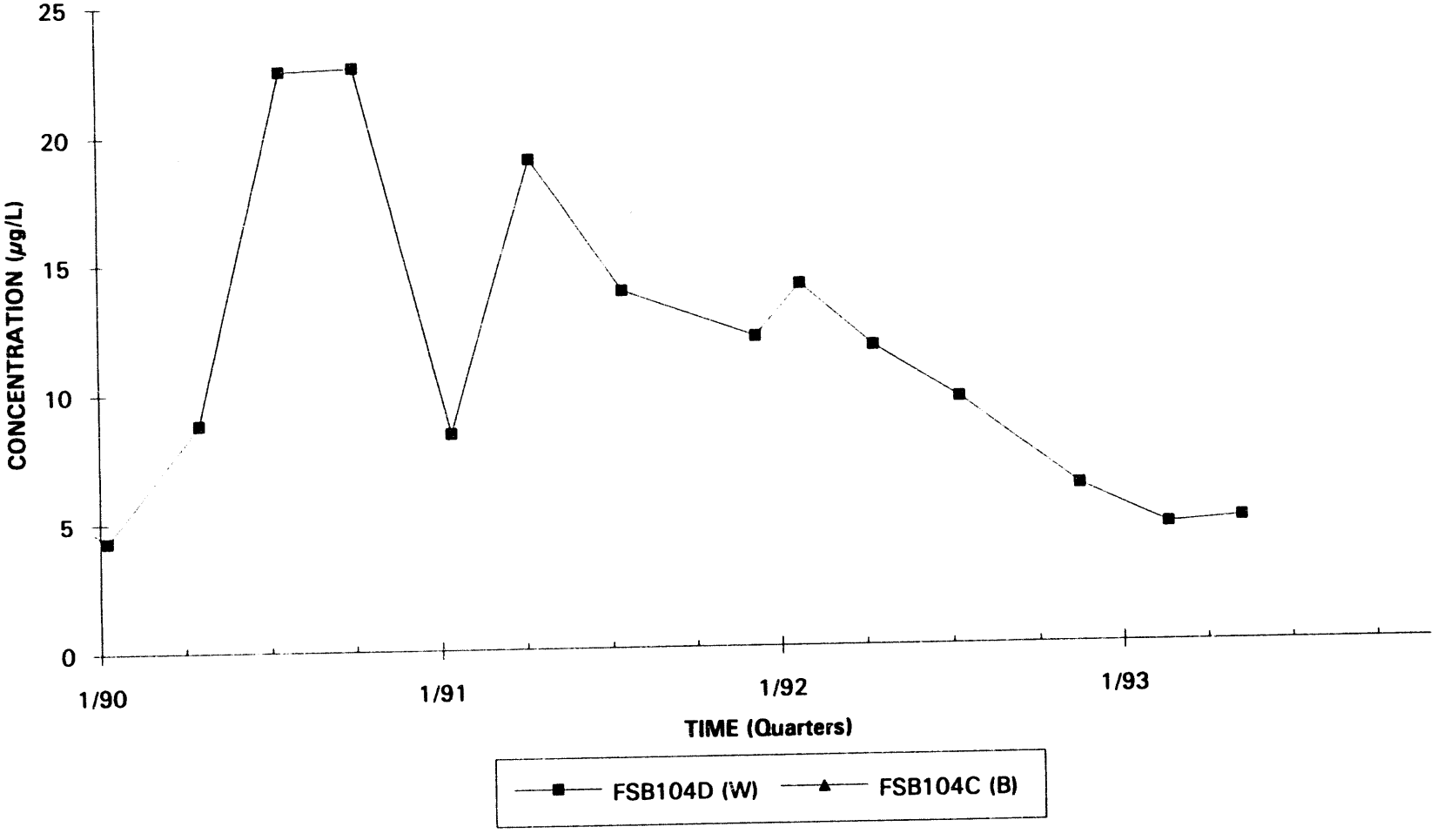

GWPS 10 µg/L

Note: W = Water Table (IIB2); B = Barnwell (IIB1); M = McBean (IIB1); UC = Upper Congaree (IIA); MC = Middle Congaree (IIA); LC = Lower Congaree (IIA)

Cadmium Concentrations
Well Cluster FSB106

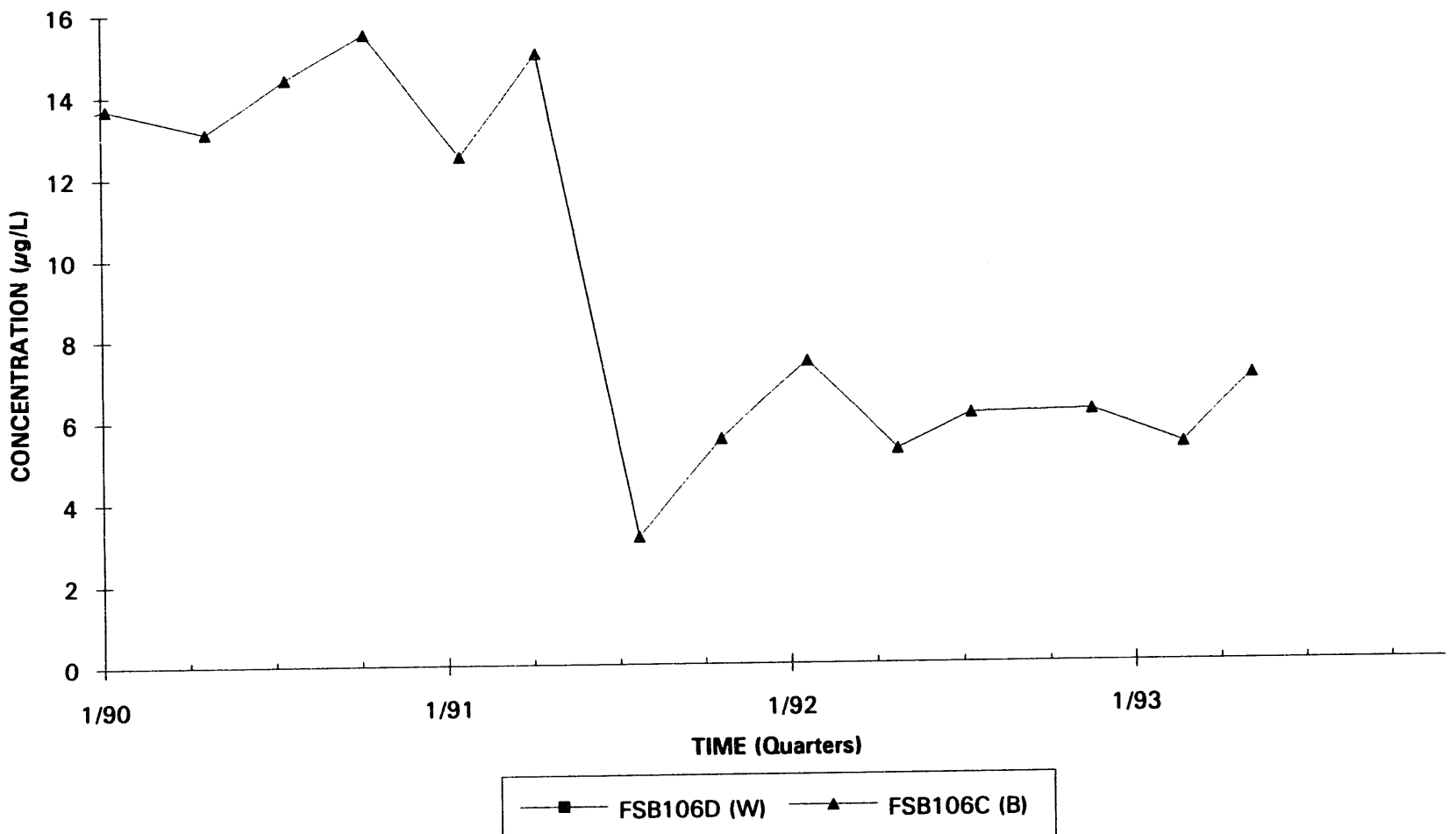

GWPS 10 µg/L

Note: W = Water Table (IIB2); B = Barnwell (IIB1); M = McBean (IIB1); UC = Upper Congaree (IIA); MC = Middle Congaree (IIA); LC = Lower Congaree (IIA)

Cadmium Concentrations
Well FSB112C

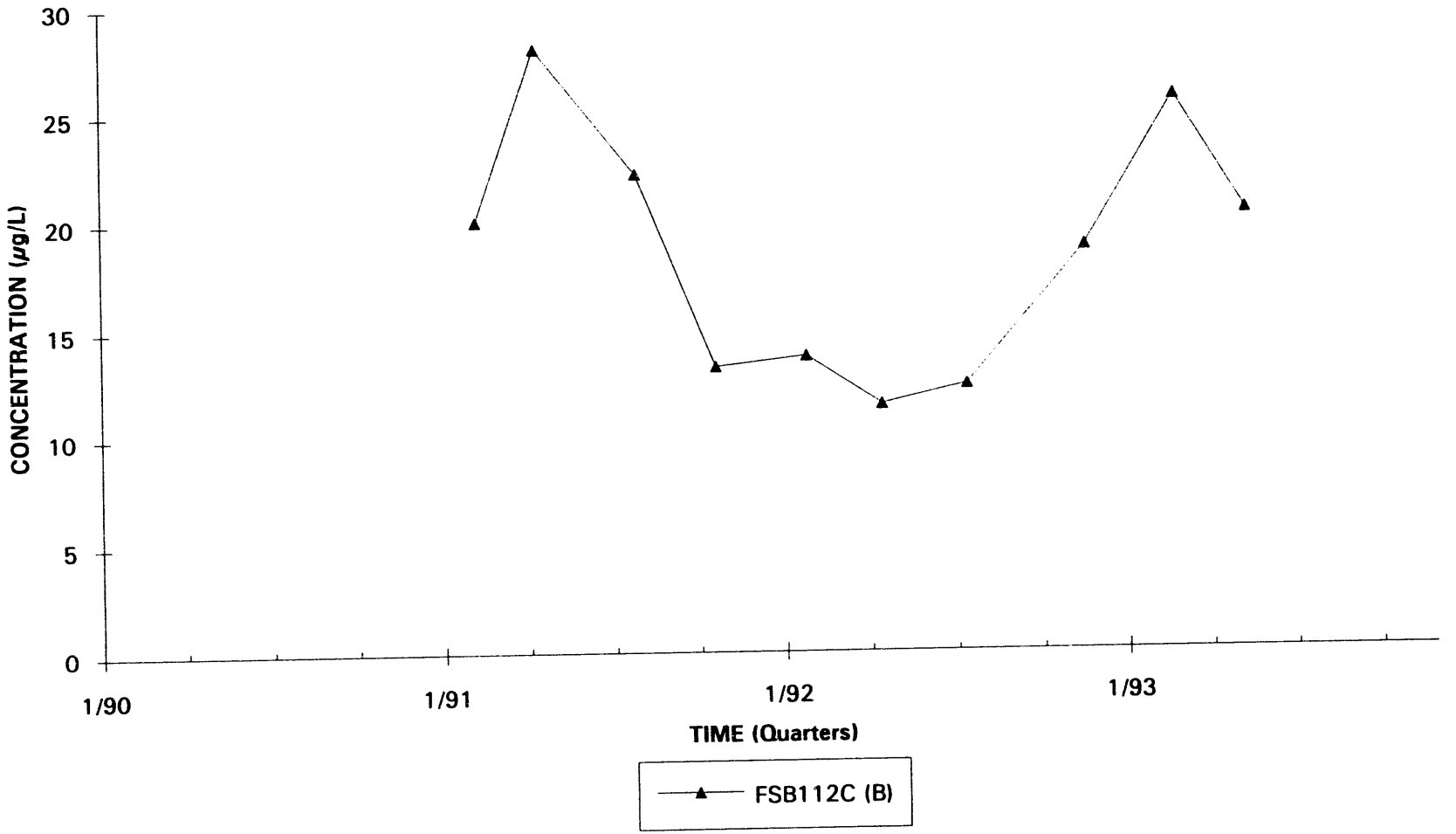

GWPS 10 µg/L

Note: W = Water Table (IIB2); B = Barnwell (IIB1); M = McBean (IIB1); UC = Upper Congaree (IIA); MC = Middle Congaree (IIA); LC = Lower Congaree (IIA)

Cadmium Concentrations
Well FSB119D

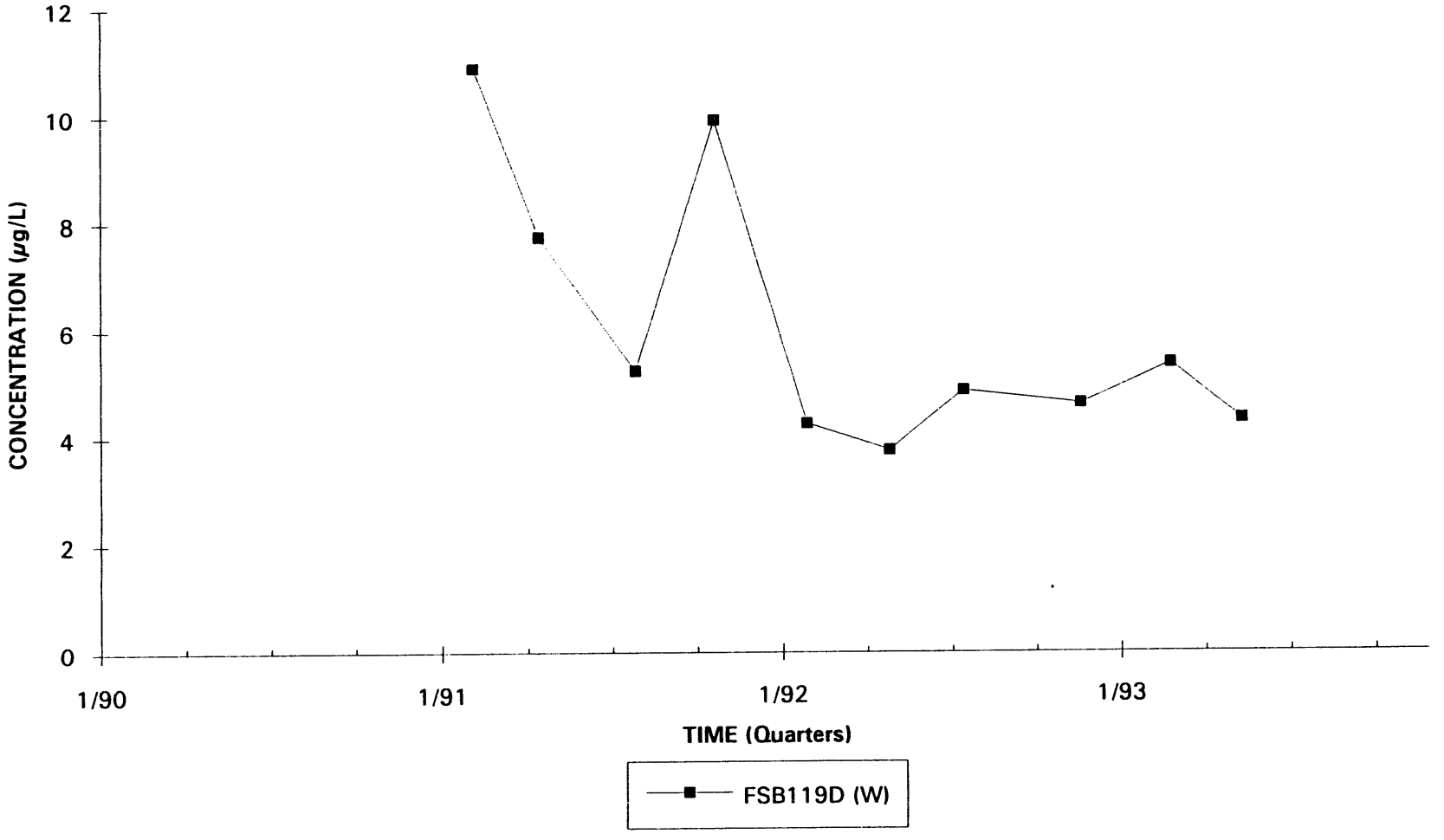

GWPS 10 µg/L

Note: W = Water Table (IIB2); B = Barnwell (IIB1); M = McBean (IIB1); UC = Upper Congaree (IIA); MC = Middle Congaree (IIA); LC = Lower Congaree (IIA)

Gross Alpha Activities
Well FSB 77

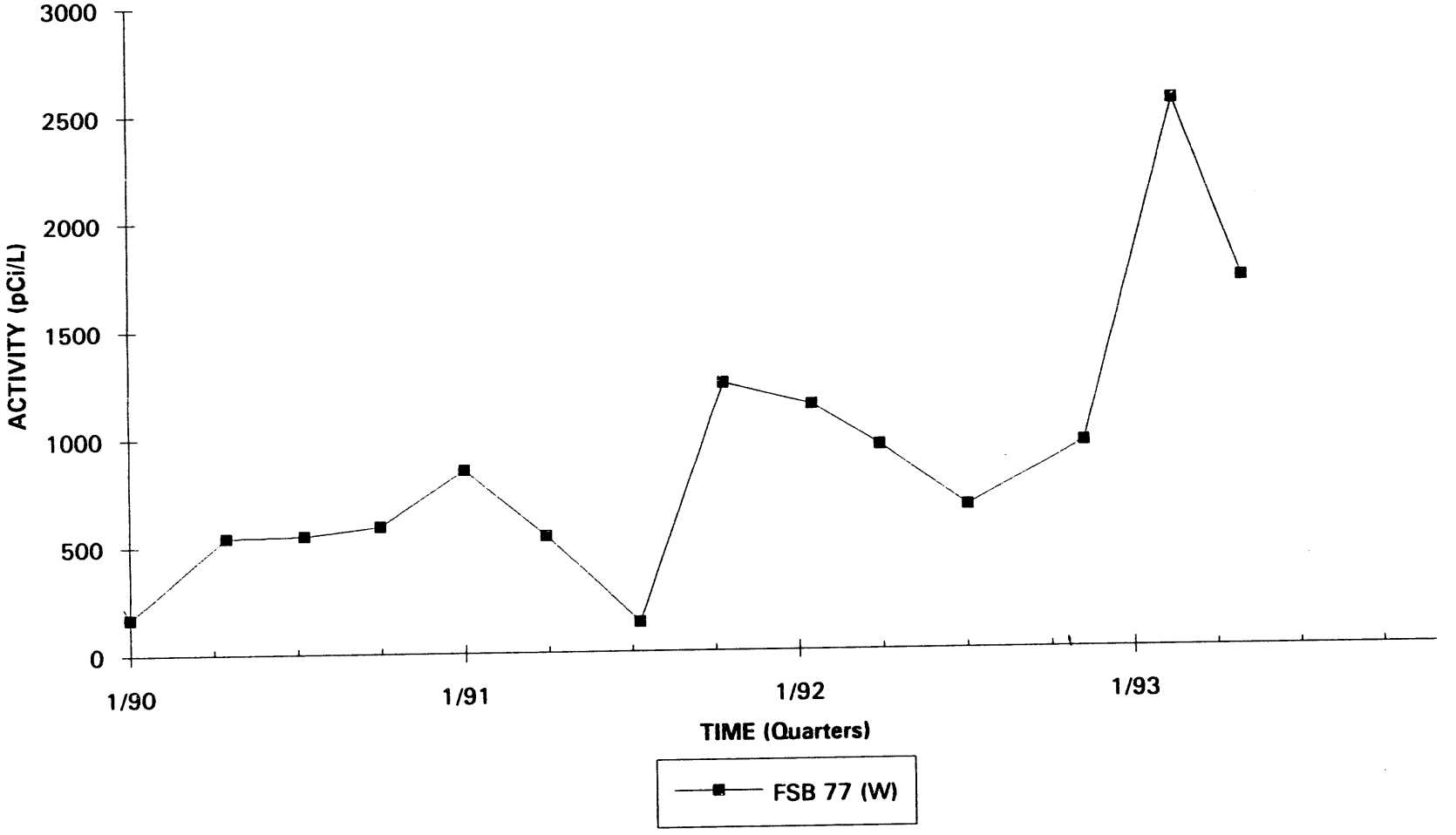

GWPS 15 pCi/L

Note: W = Water Table (IIB2); B = Barnwell (IIB1); M = McBean (IIB1); UC = Upper Congaree (IIA); MC = Middle Congaree (IIA); LC = Lower Congaree (IIA)

Gross Alpha Activities
Well Cluster FSB 79

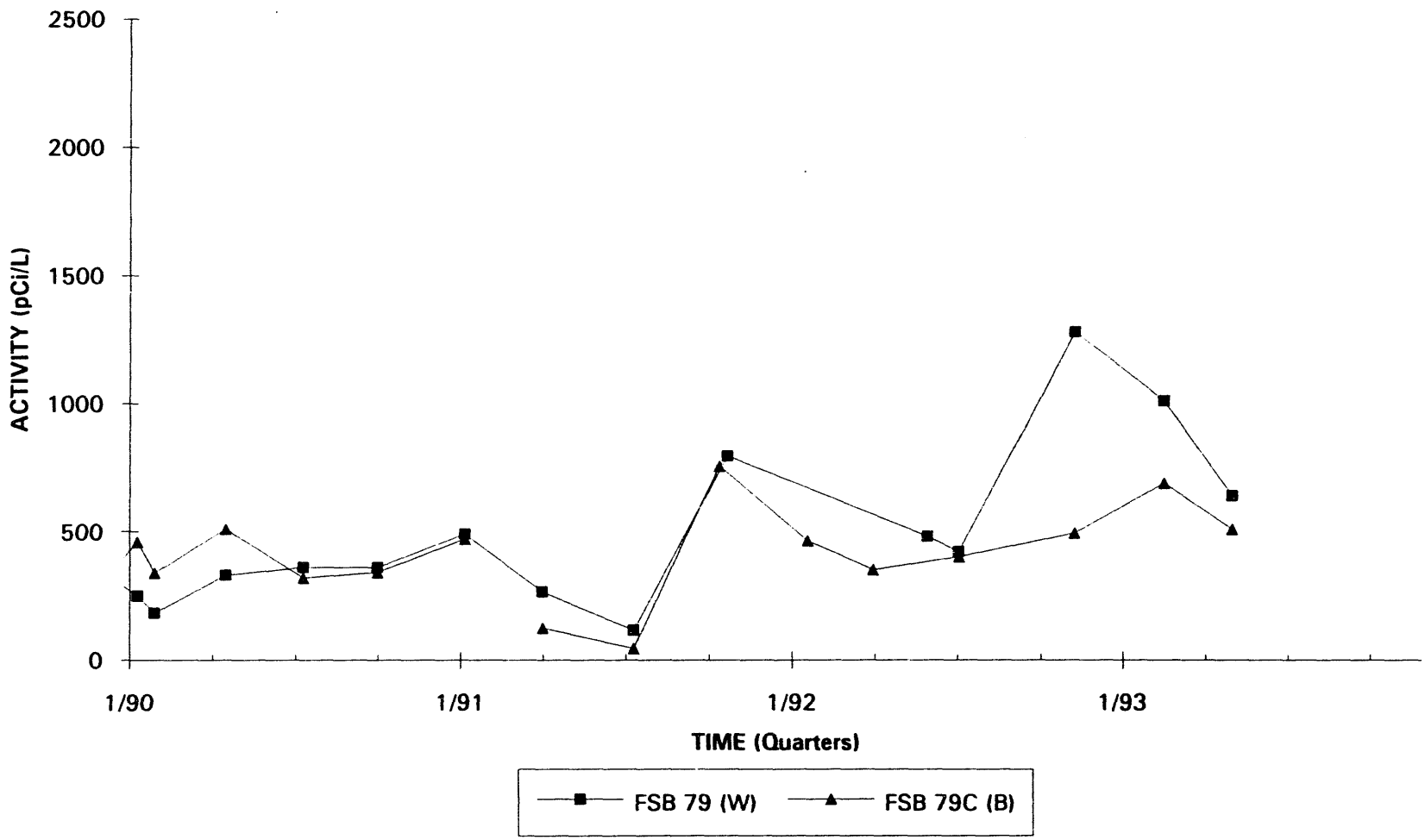

GWPS 15 pCi/L

Note: W = Water Table (IIB2); B = Barnwell (IIB1); M = McBean (IIB1); UC = Upper Congaree (IIA); MC = Middle Congaree (IIA); LC = Lower Congaree (IIA)

Gross Alpha Activities
Well FSB 88D

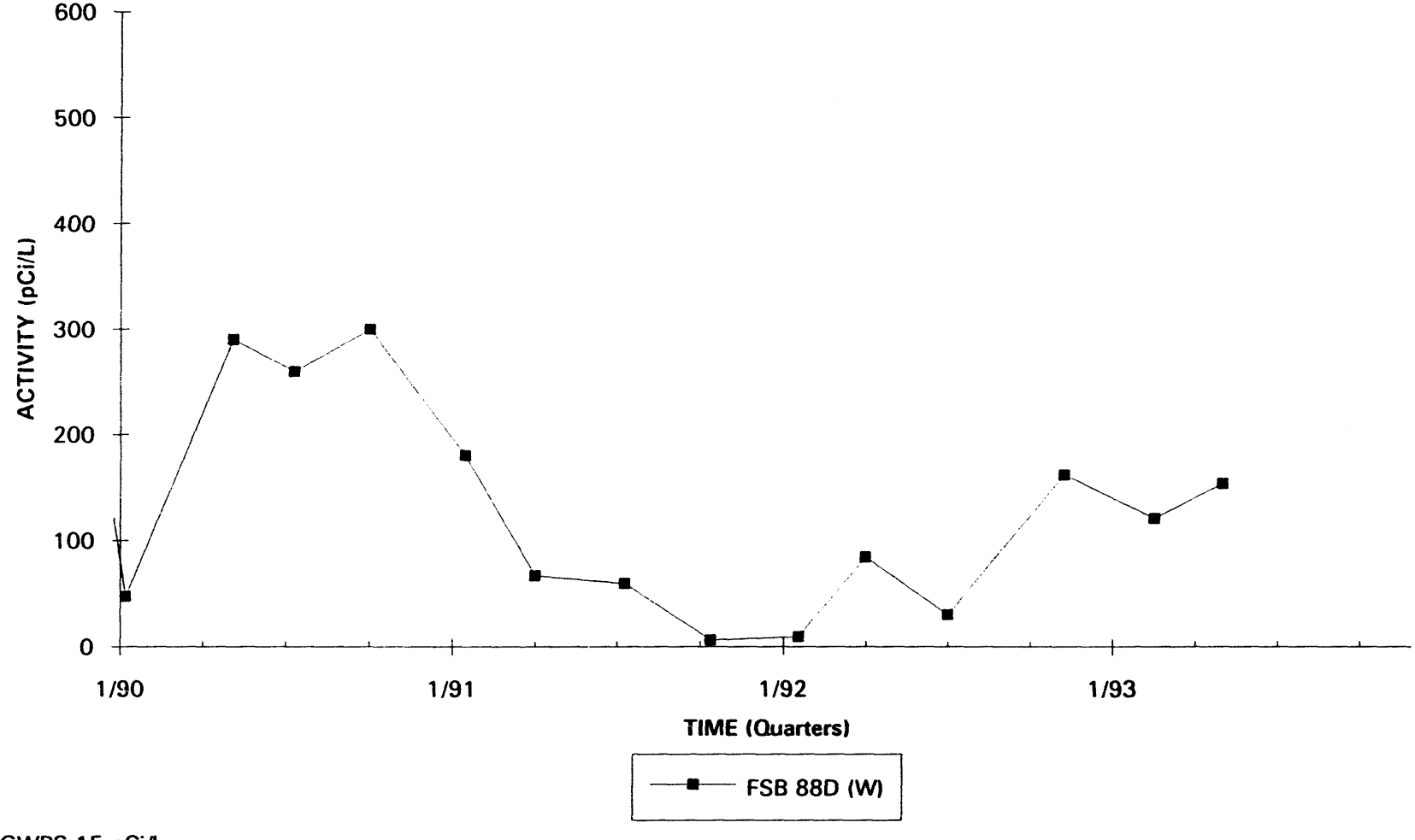

GWPS 15 pCi/L

Note: W = Water Table (IIB2); B = Barnwell (IIB1); M = McBean (IIB1); UC = Upper Congaree (IIA); MC = Middle Congaree (IIA); LC = Lower Congaree (IIA)

Gross Alpha Activities
Well Cluster FSB 94

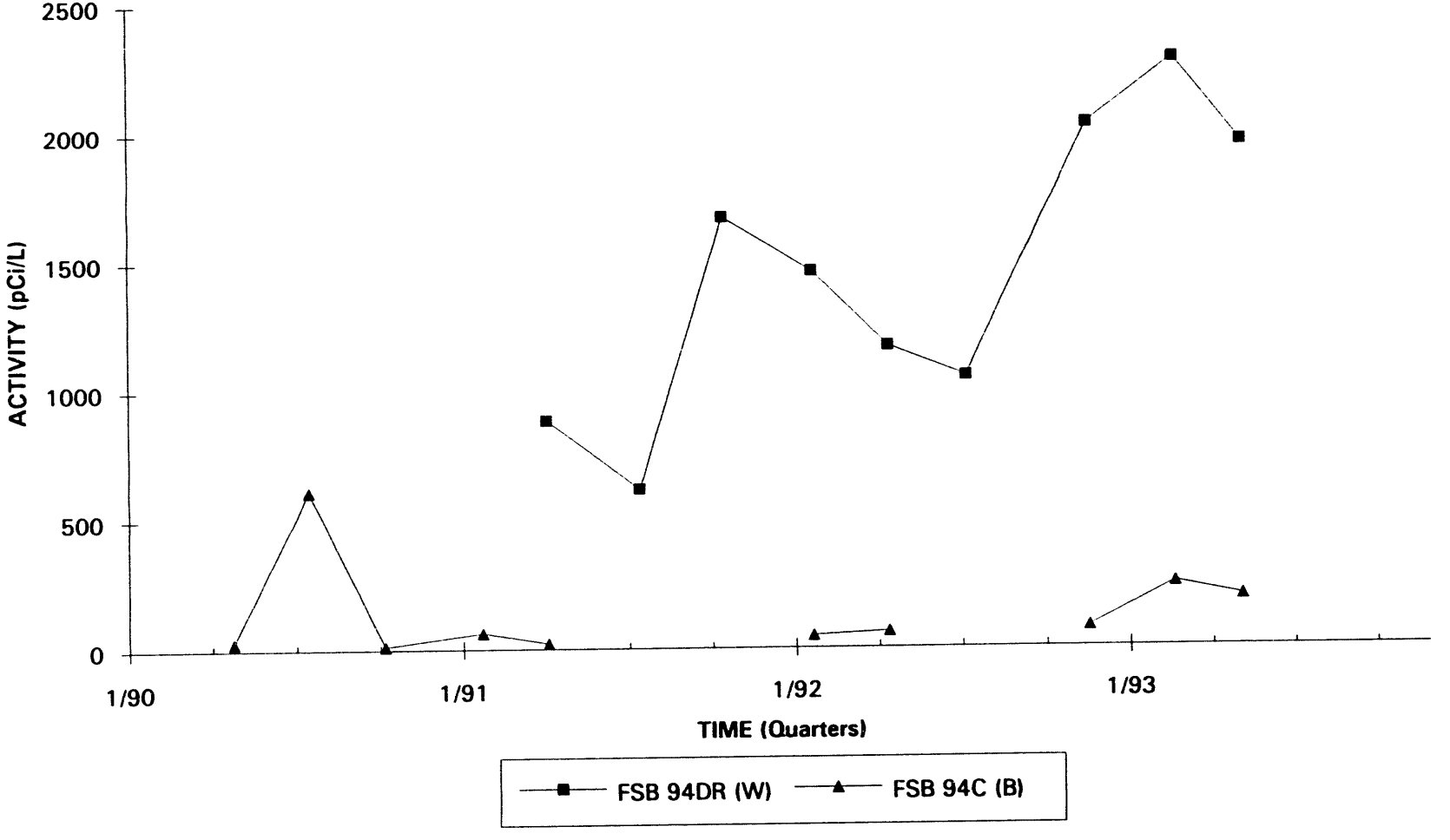

GWPS 15 pCi/L

Note: W = Water Table (IIB2); B = Barnwell (IIB1); M = McBean (IIB1); UC = Upper Congaree (IIA); MC = Middle Congaree (IIA); LC = Lower Congaree (IIA)

Gross Alpha Activities
Well Cluster FSB 95

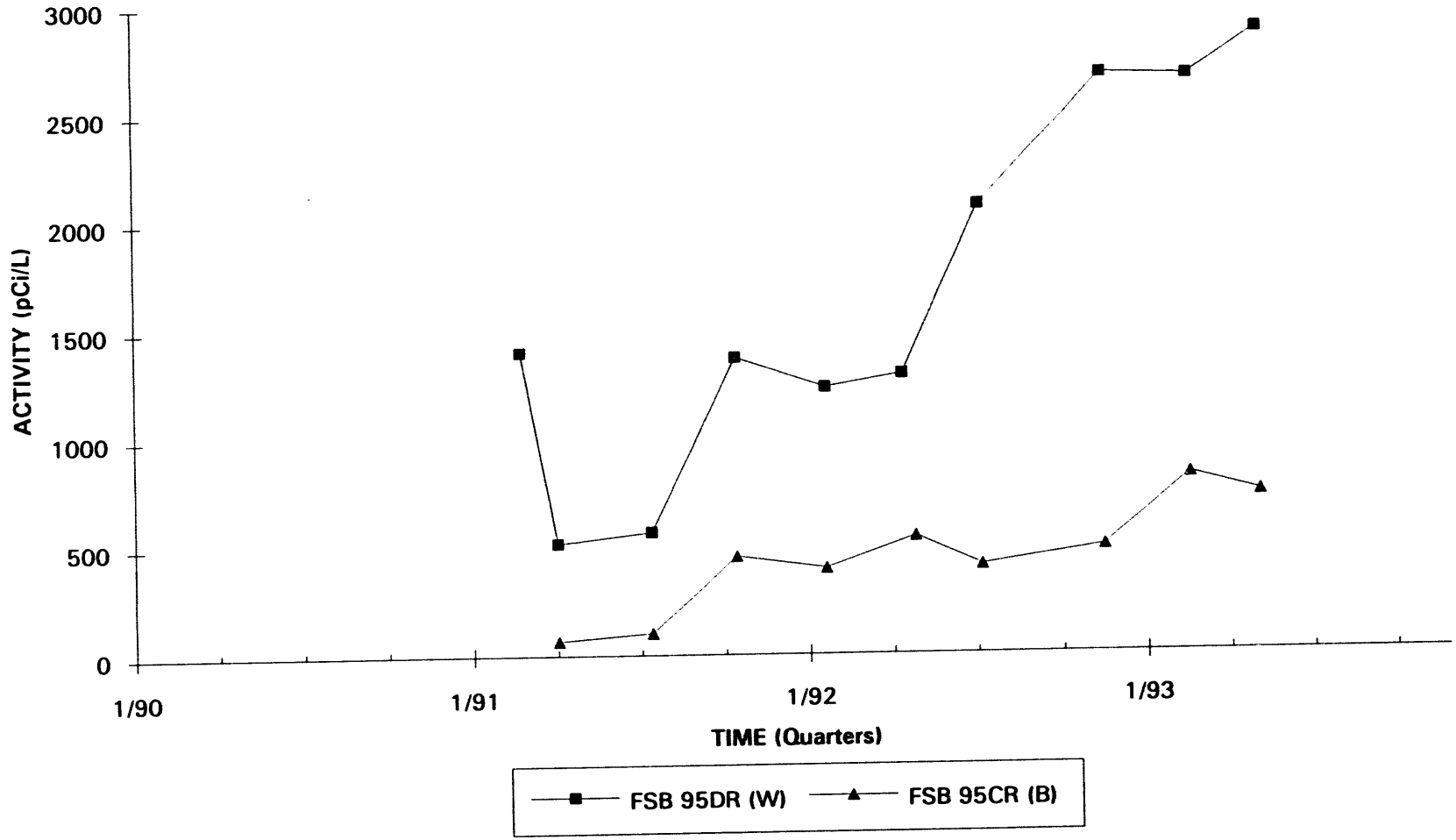

GWPS 15 pCi/L

Note: W = Water Table (IIB2); B = Barnwell (IIB1); M = McBean (IIB1); UC = Upper Congaree (IIA); MC = Middle Congaree (IIA); LC = Lower Congaree (IIA)

Gross Alpha Activities
Well Cluster FSB 98

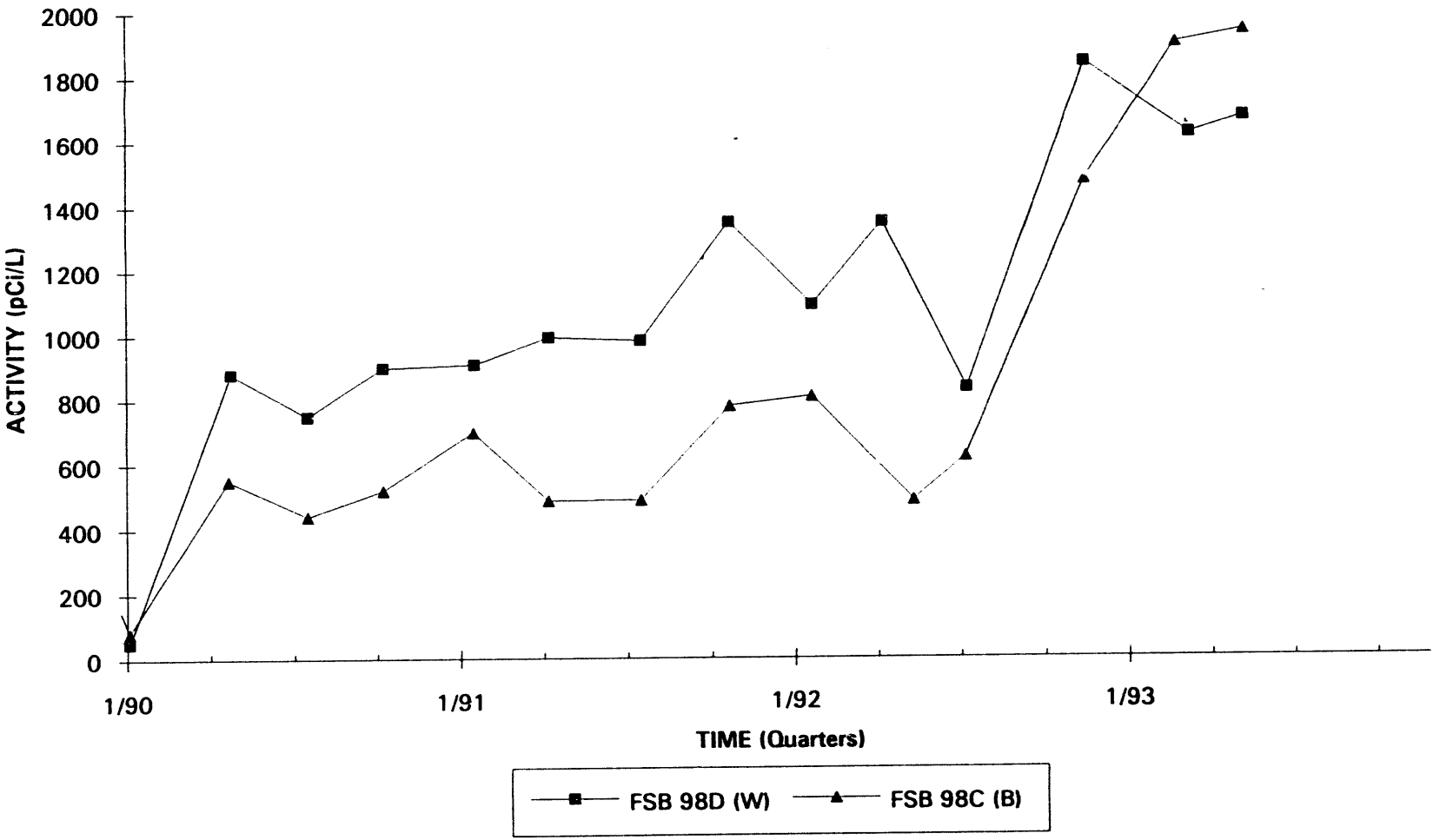

GWPS 15 pCi/L

Note: W = Water Table (IIB2); B = Barnwell (IIB1); M = McBean (IIB1); UC = Upper Congaree (IIA); MC = Middle Congaree (IIA); LC = Lower Congaree (IIA)

Gross Alpha Activities
Well Cluster FSB 99

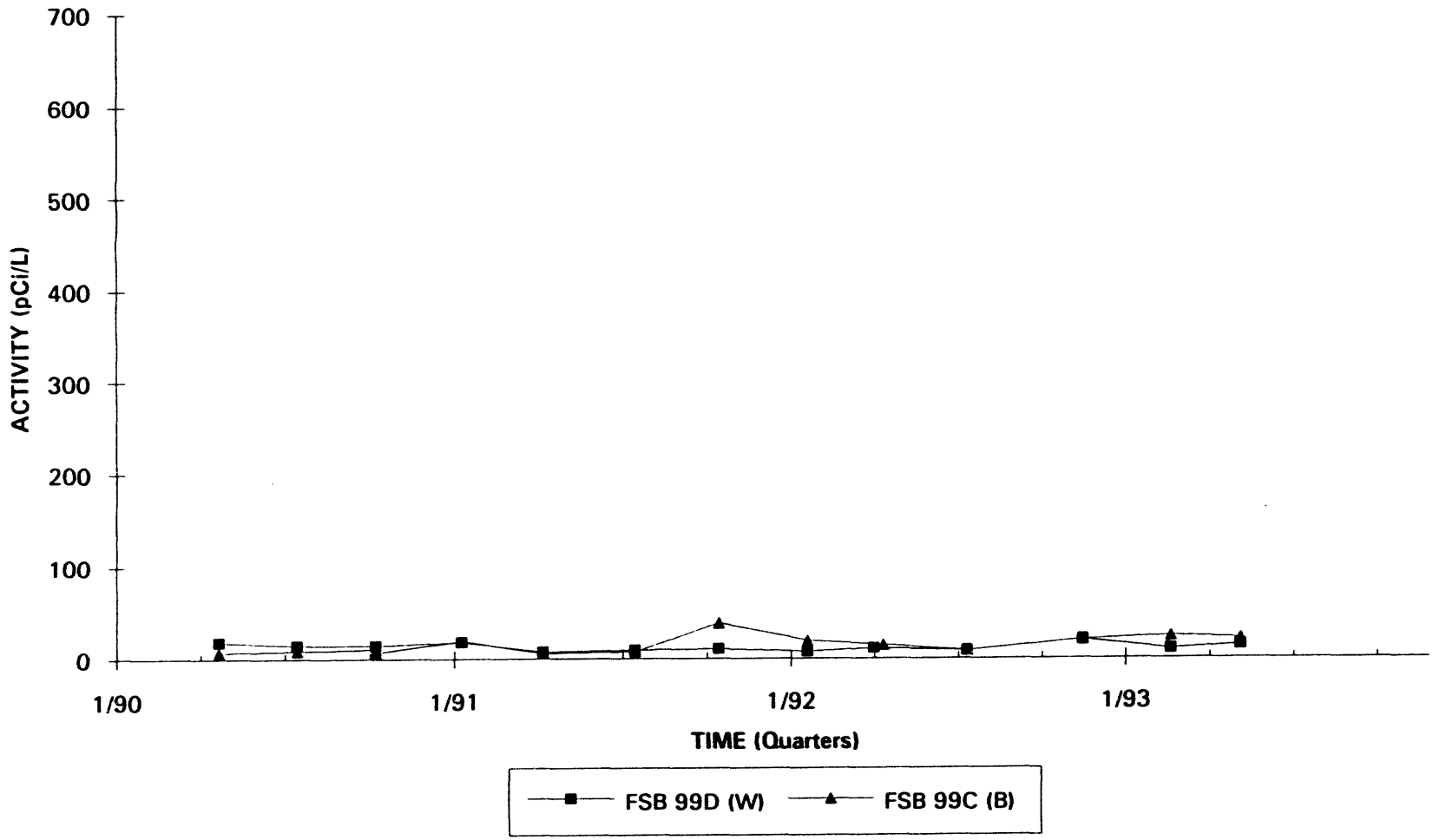

GWPS 15 pCi/L

Note: W = Water Table (IIB2); B = Barnwell (IIB1); M = McBean (IIB1); UC = Upper Congaree (IIA); MC = Middle Congaree (IIA); LC = Lower Congaree (IIA)

Gross Alpha Activities
Well Cluster FSB104

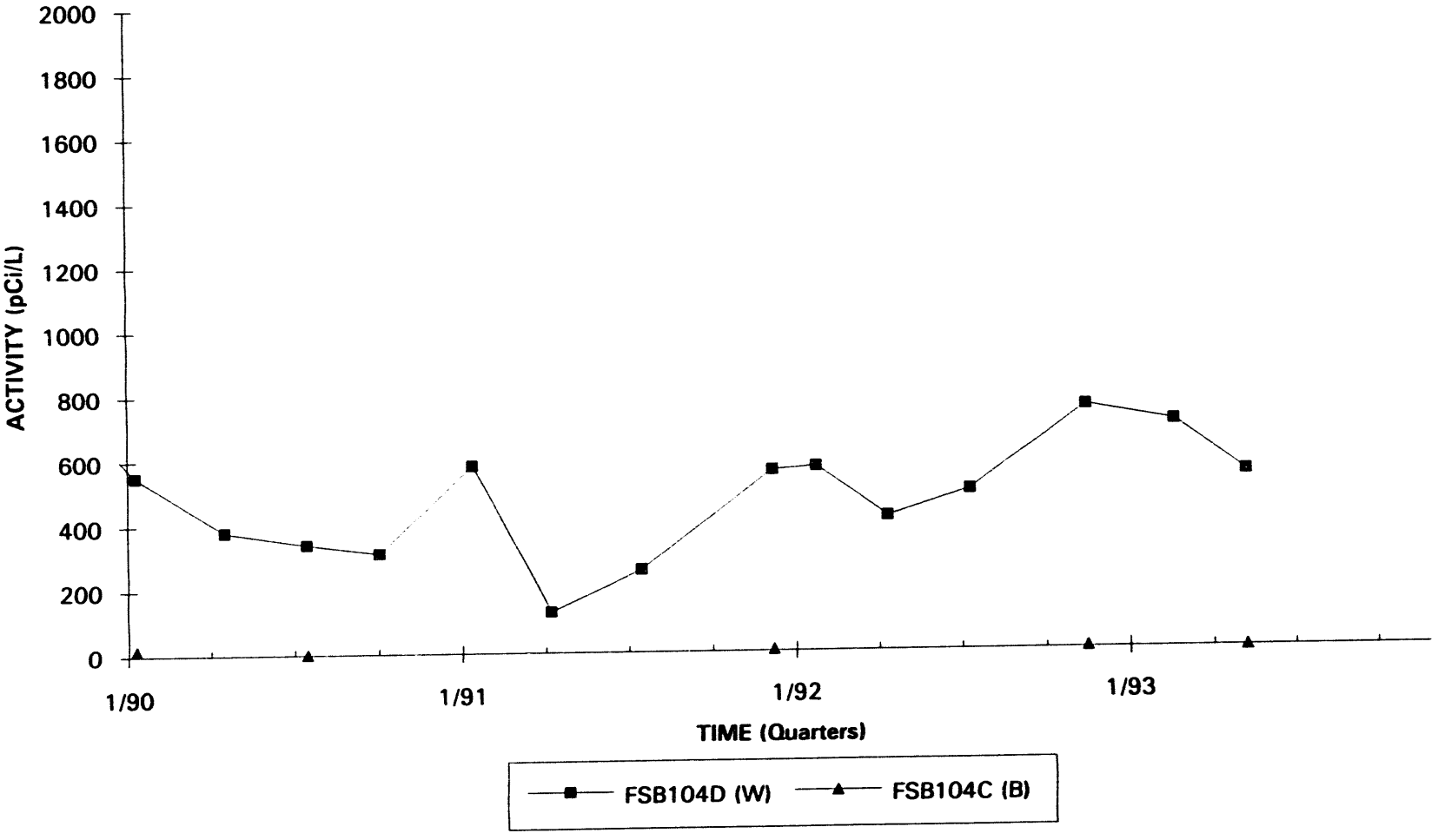

GWPS 15 pCi/L

Note: W = Water Table (IIB2); B = Barnwell (IIB1); M = McBean (IIB1); UC = Upper Congaree (IIA); MC = Middle Congaree (IIA); LC = Lower Congaree (IIA)

Gross Alpha Activities
Well Cluster FSB107

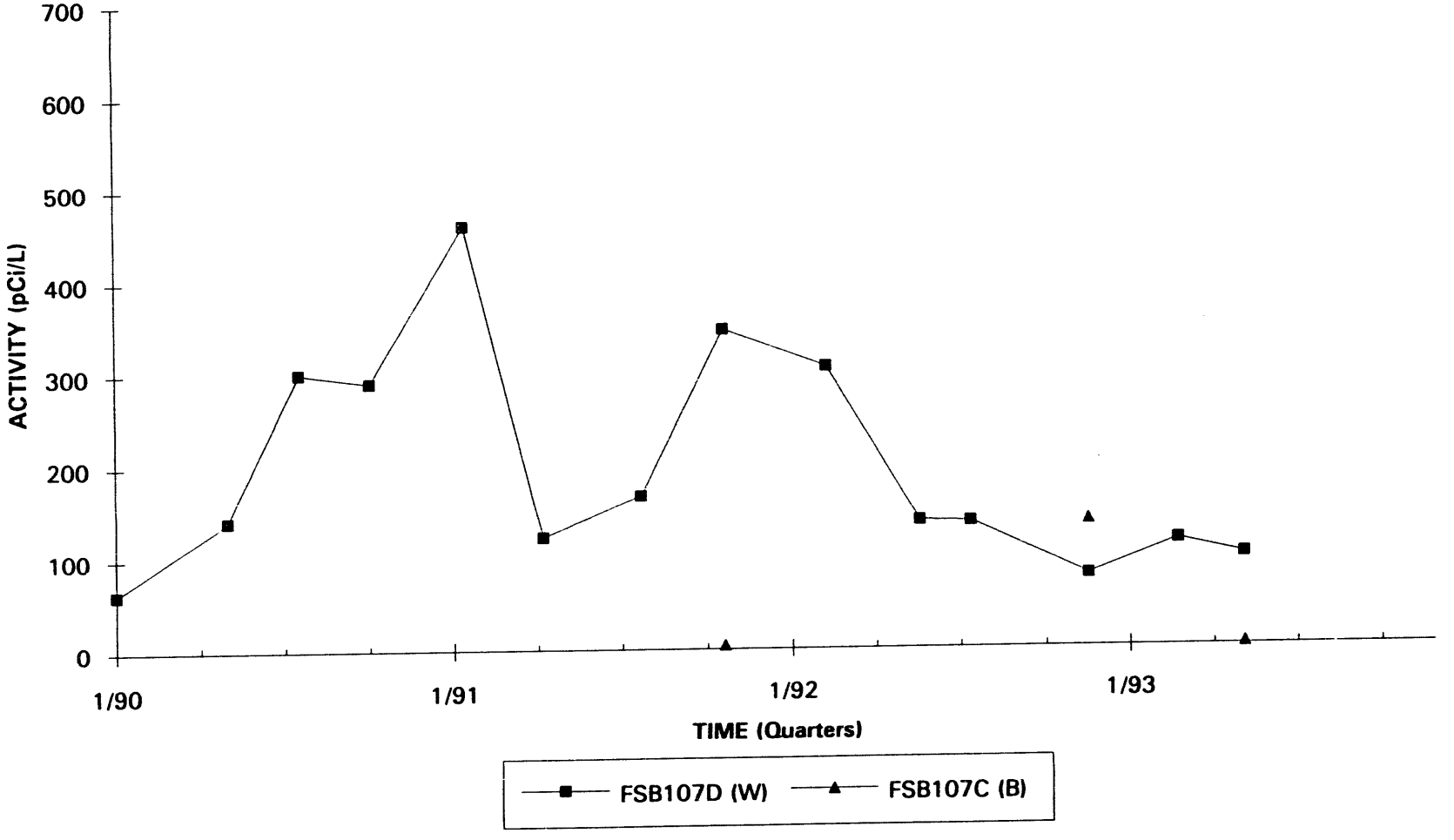

GWPS 15 pCi/L

Note: W = Water Table (IIB2); B = Barnwell (IIB1); M = McBean (IIB1); UC = Upper Congaree (IIA); MC = Middle Congaree (IIA); LC = Lower Congaree (IIA)

Gross Alpha Activities
Well FSB117D

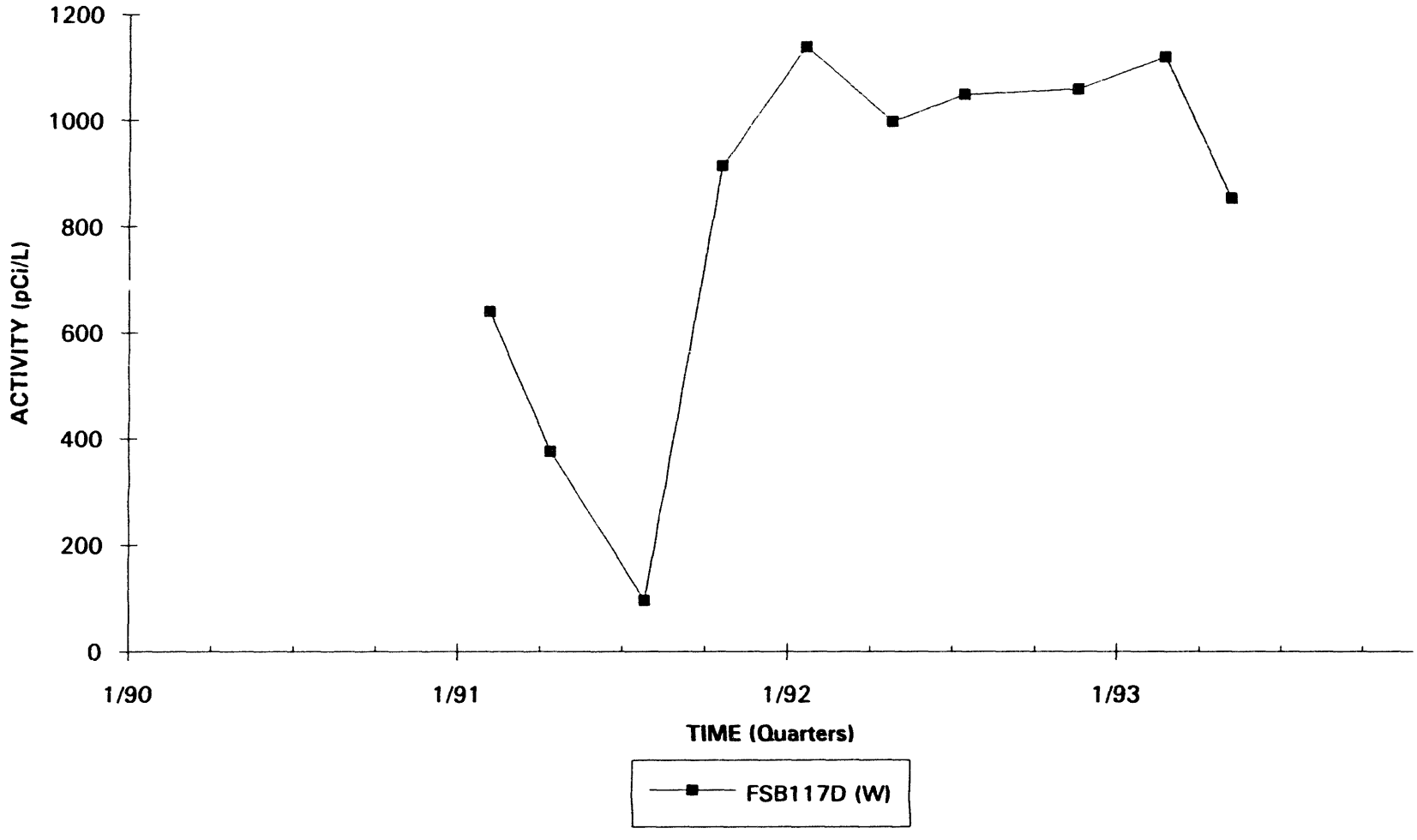

GWPS 15 pCi/L

Note: W = Water Table (IIB2); B = Barnwell (IIB1); M = McBean (IIB1); UC = Upper Congaree (IIA); MC = Middle Congaree (IIA); LC = Lower Congaree (IIA)

Lead Concentrations
Well FSB 76

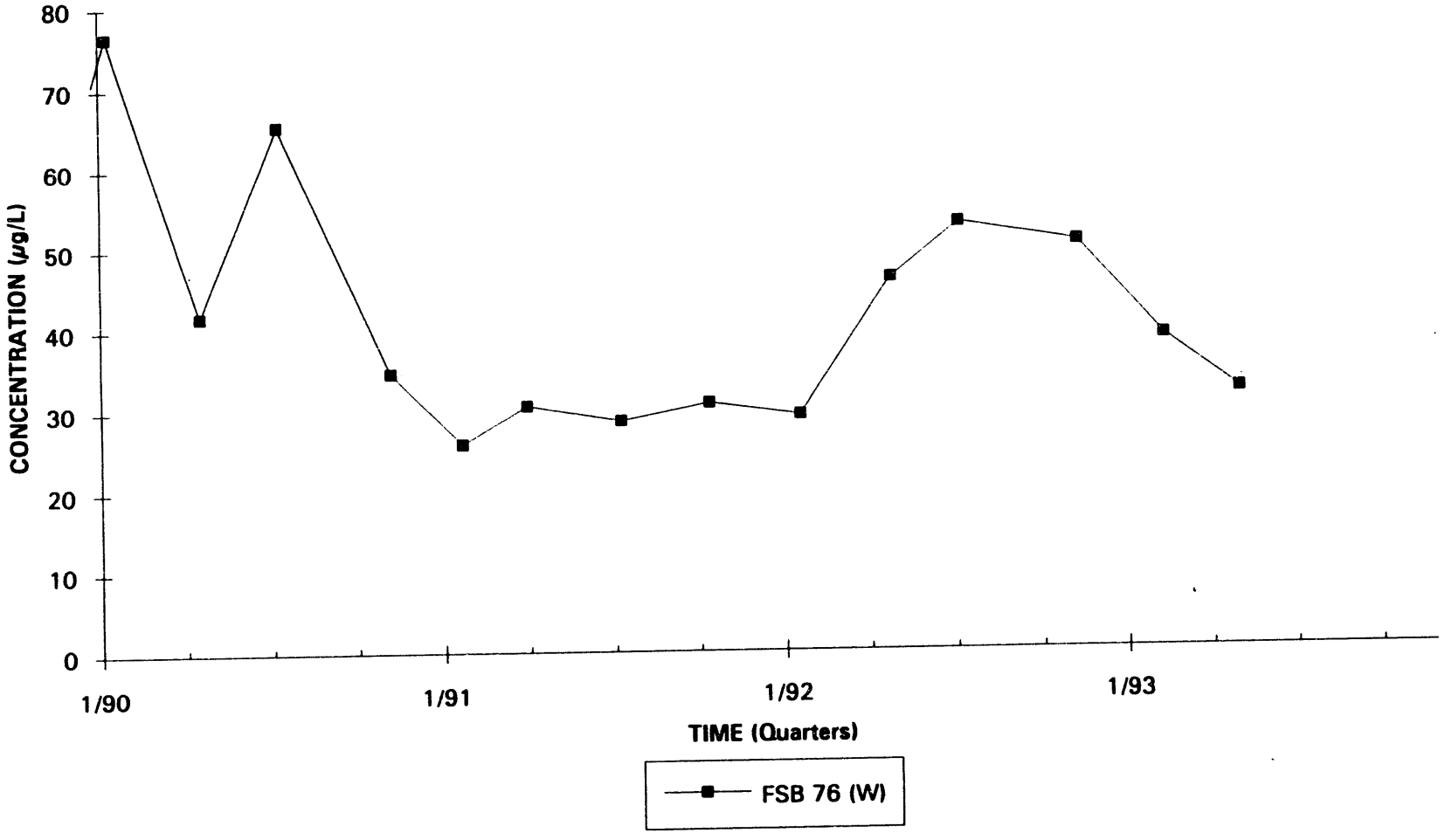

GWPS 50 µg/L

Note: W = Water Table (IIB2); B = Barnwell (IIB1); M = McBean (IIB1); UC = Upper Congaree (IIA); MC = Middle Congaree (IIA); LC = Lower Congaree (IIA)

Lead Concentrations
Well FSB 77

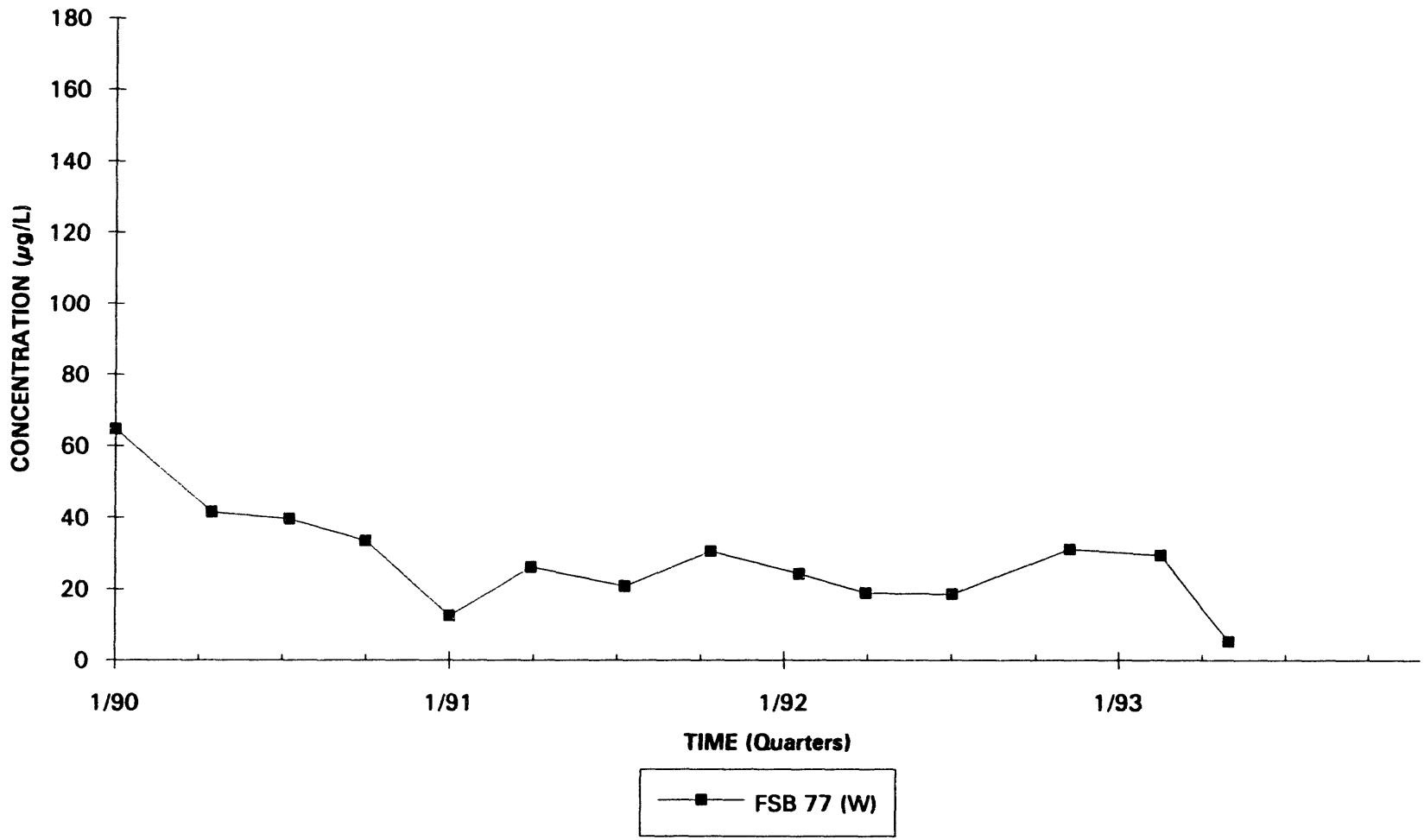

GWPS 50 µg/L

Note: W = Water Table (IIB2); B = Barnwell (IIB1); M = McBean (IIB1); UC = Upper Congaree (IIA); MC = Middle Congaree (IIA); LC = Lower Congaree (IIA)

Lead Concentrations
Well Cluster FSB 78

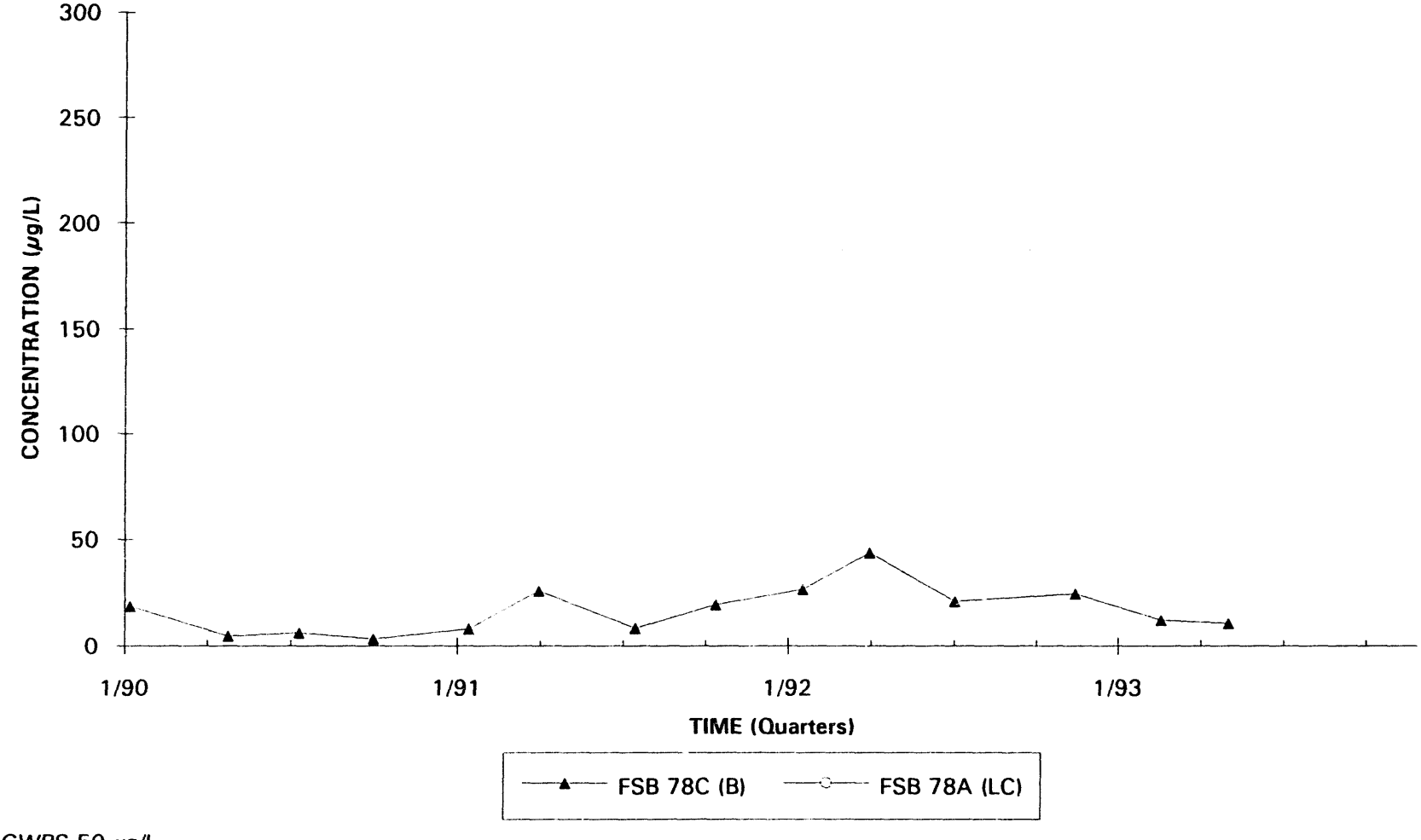

GWPS 50 µg/L

Note: W = Water Table (IIB2); B = Barnwell (IIB1); M = McBean (IIB1); UC = Upper Congaree (IIA); MC = Middle Congaree (IIA); LC = Lower Congaree (IIA)

Lead Concentrations
Well FSB 90D

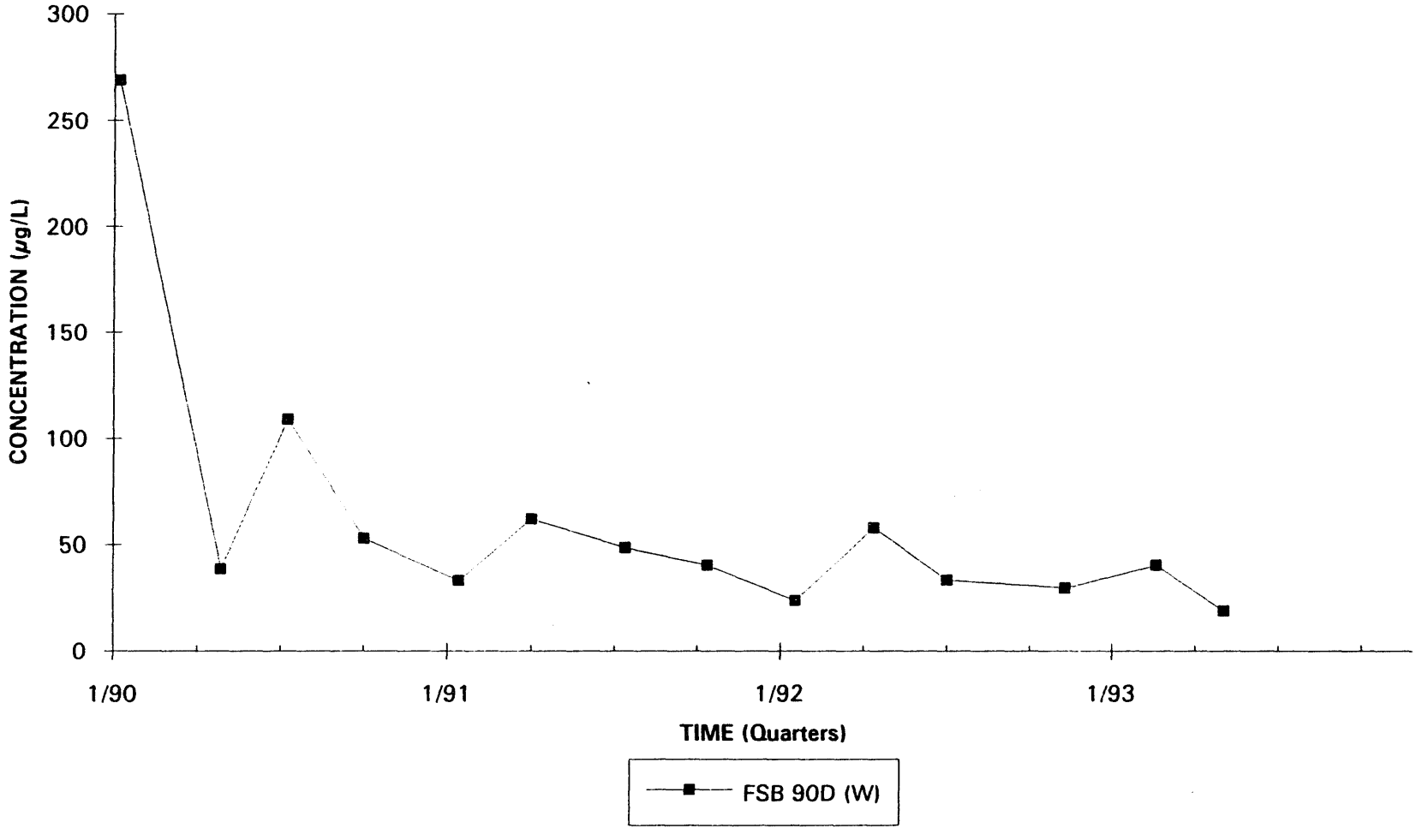

GWPS 50 µg/L

Note: W = Water Table (IIB2); B = Barnwell (IIB1); M = McBean (IIB1); UC = Upper Congaree (IIA); MC = Middle Congaree (IIA); LC = Lower Congaree (IIA)

Lead Concentrations
Well Cluster FSB 94

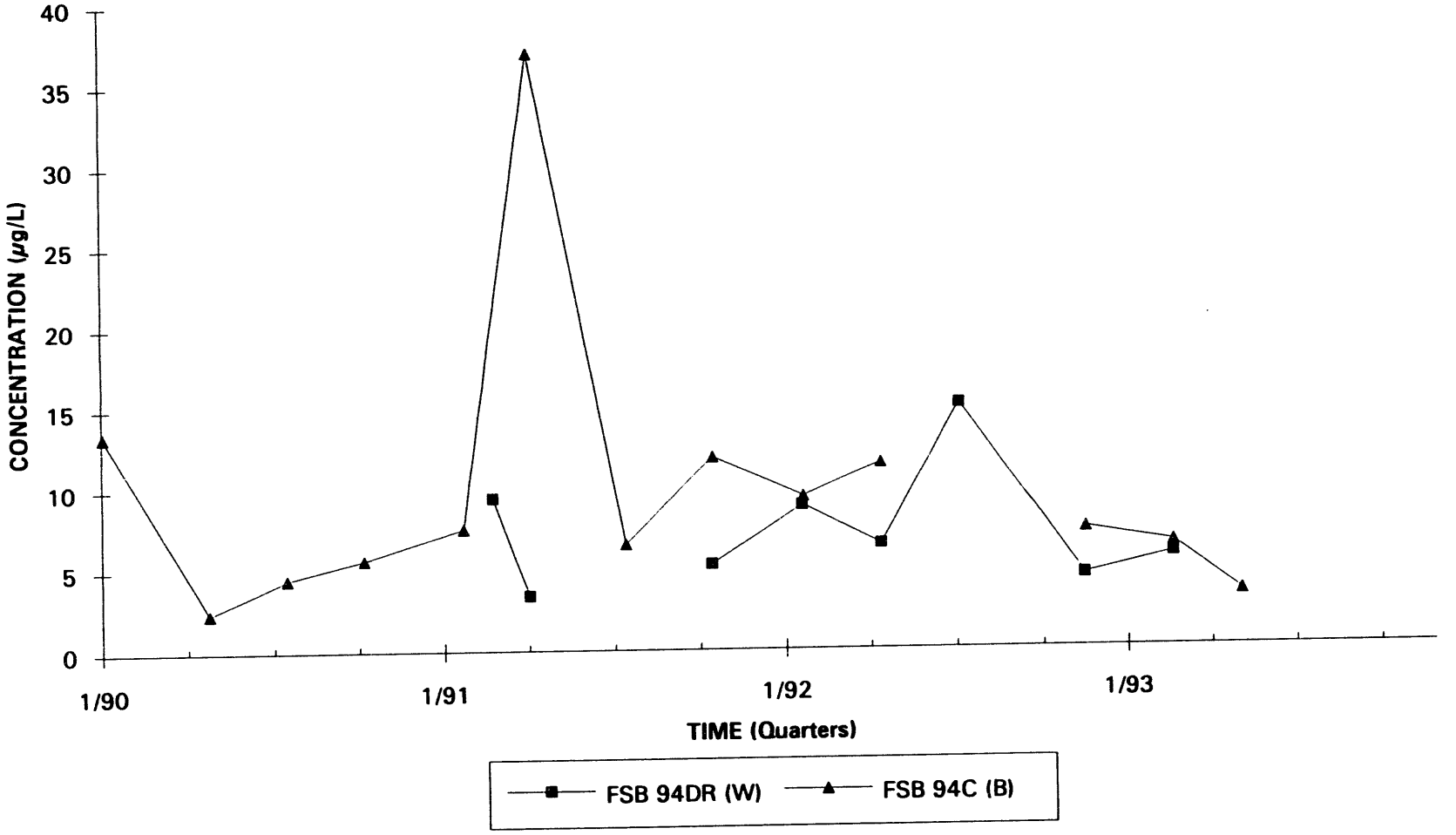

GWPS 50 µg/L

Note: W = Water Table (IIB2); B = Barnwell (IIB1); M = McBean (IIB1); UC = Upper Congaree (IIA); MC = Middle Congaree (IIA); LC = Lower Congaree (IIA)

Lead Concentrations
Well FSB 95DR

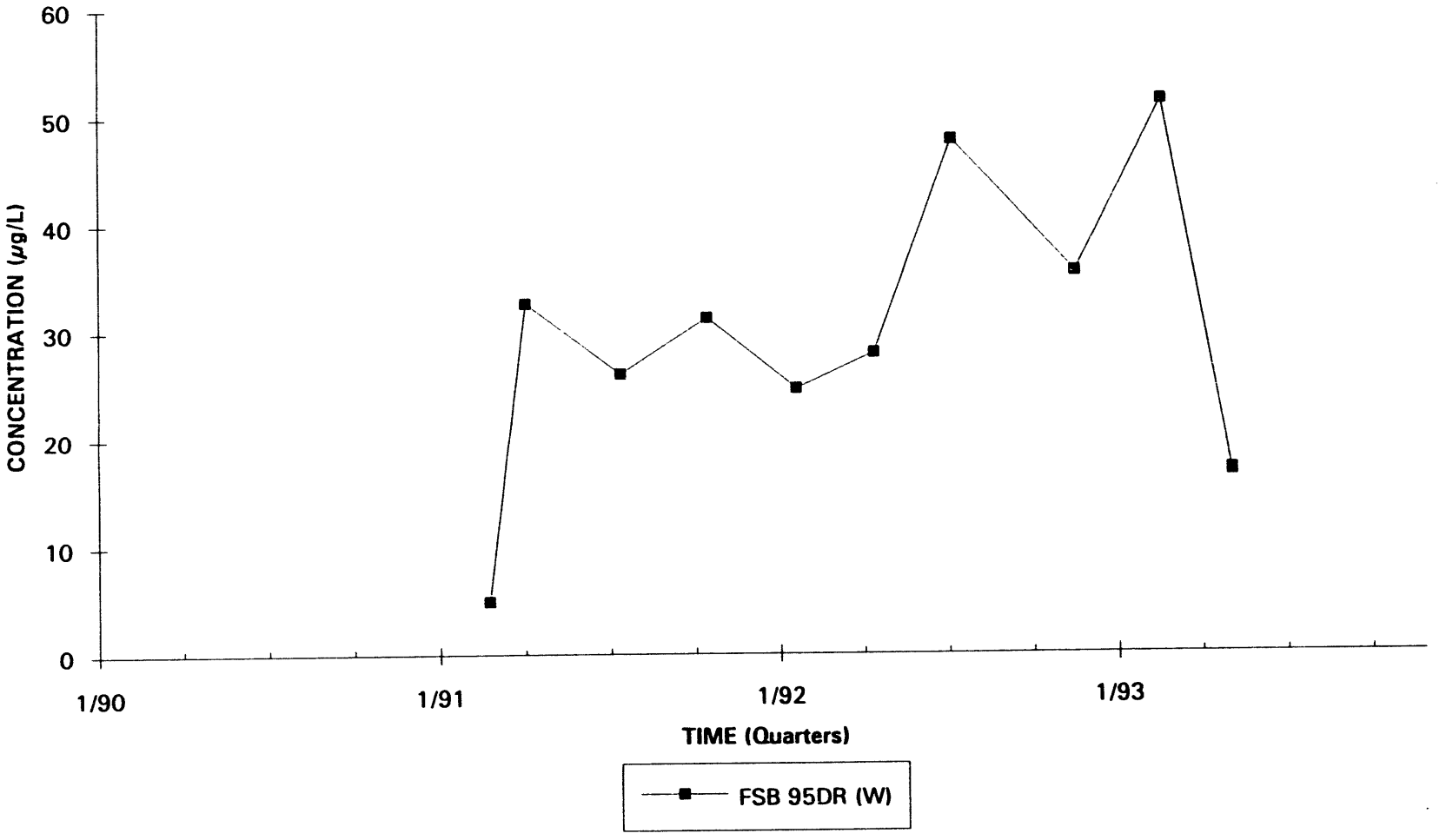

GWPS 50 µg/L

Note: W = Water Table (IIB2); B = Barnwell (IIB1); M = McBean (IIB1); UC = Upper Congaree (IIA); MC = Middle Congaree (IIA); LC = Lower Congaree (IIA)

Lead Concentrations
Well Cluster FSB 97

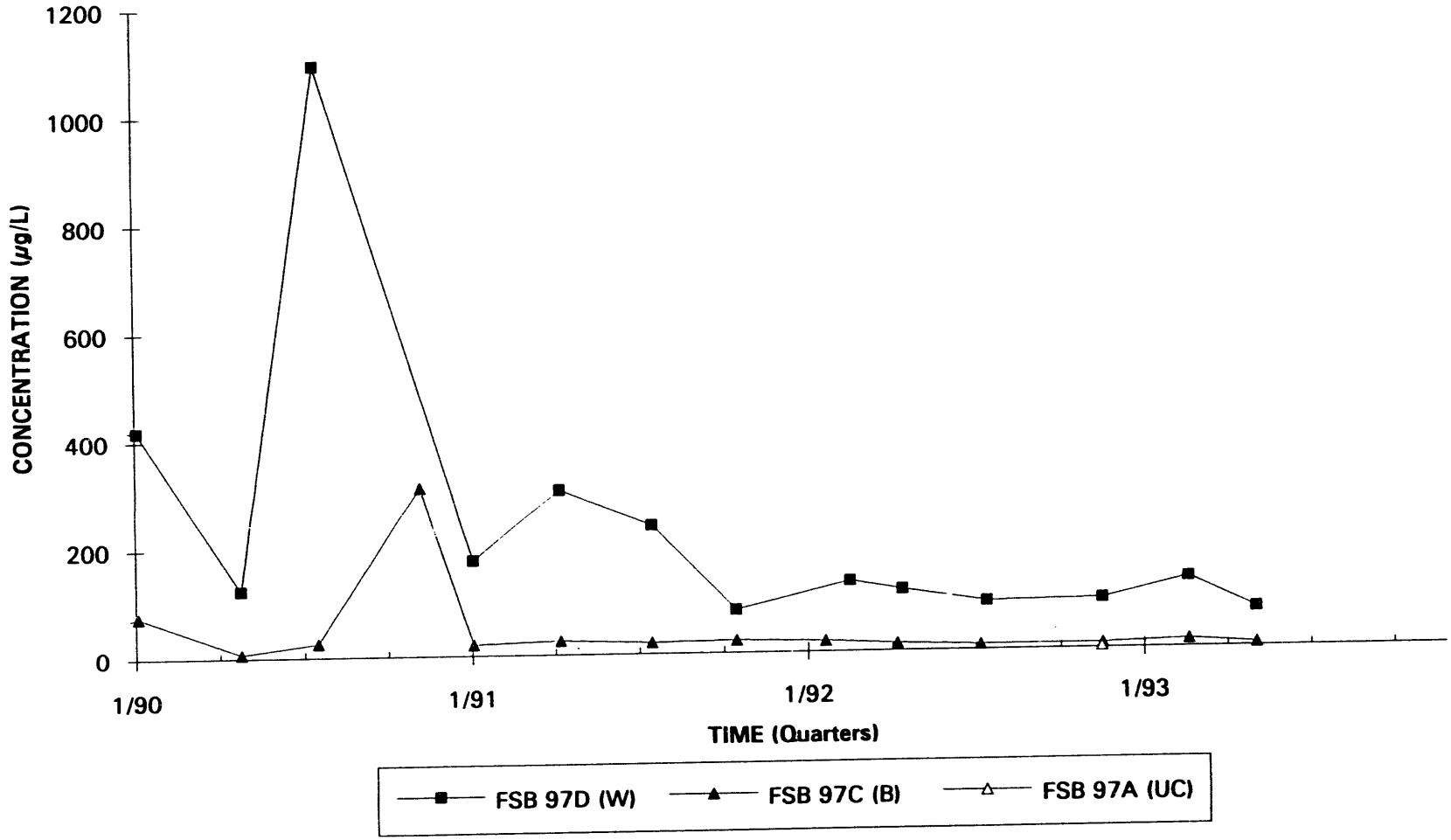

GWPS 50 µg/L

Note: W = Water Table (IIB2); B = Barnwell (IIB1); M = McBean (IIB1); UC = Upper Congaree (IIA); MC = Middle Congaree (IIA); LC = Lower Congaree (IIA)

Lead Concentrations
Well FSB108D

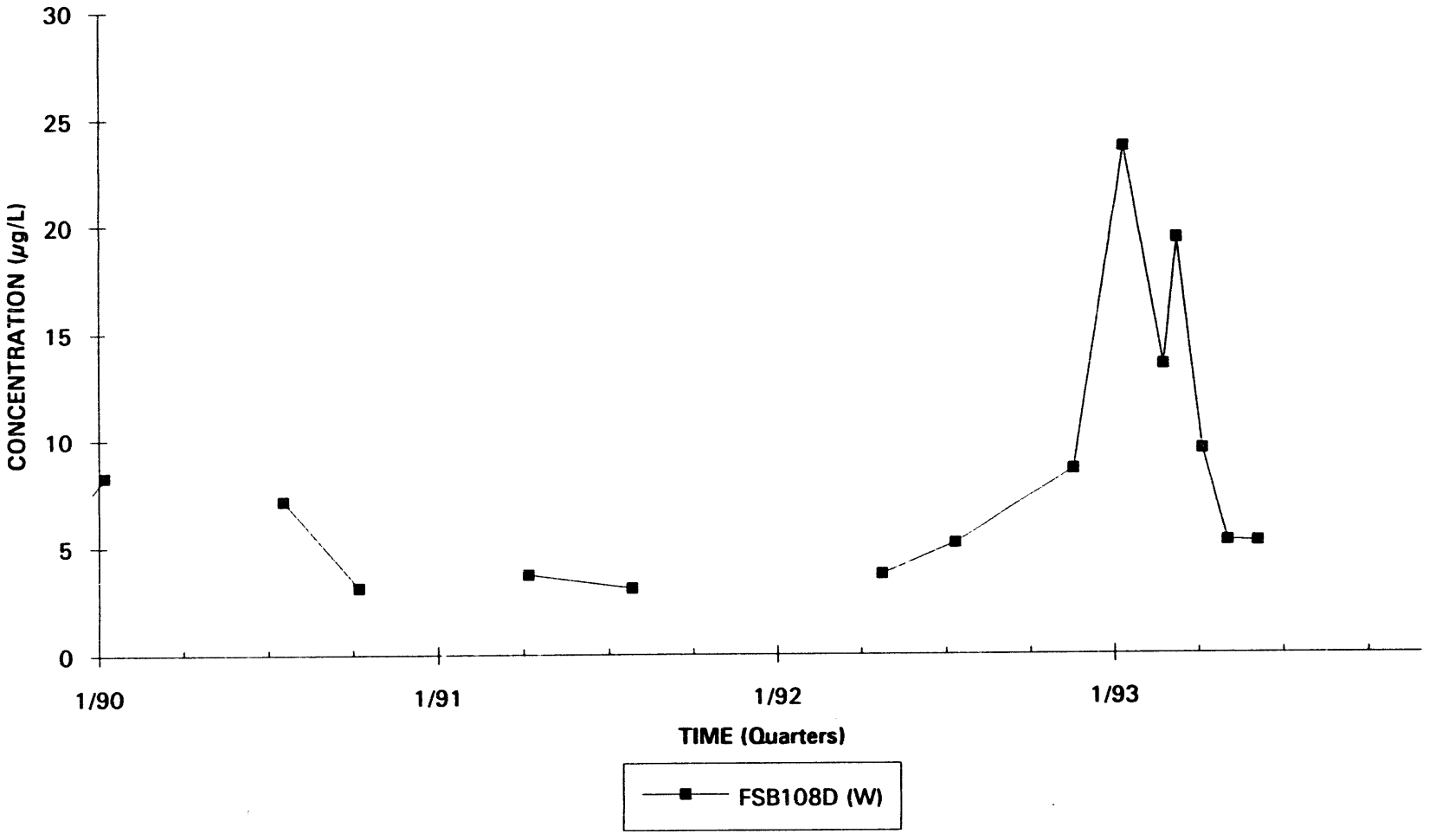

GWPS 50 µg/L

Note: W = Water Table (IIB2); B = Barnwell (IIB1); M = McBean (IIB1); UC = Upper Congaree (IIA); MC = Middle Congaree (IIA); LC = Lower Congaree (IIA)

Lead Concentrations
Well FSB119D

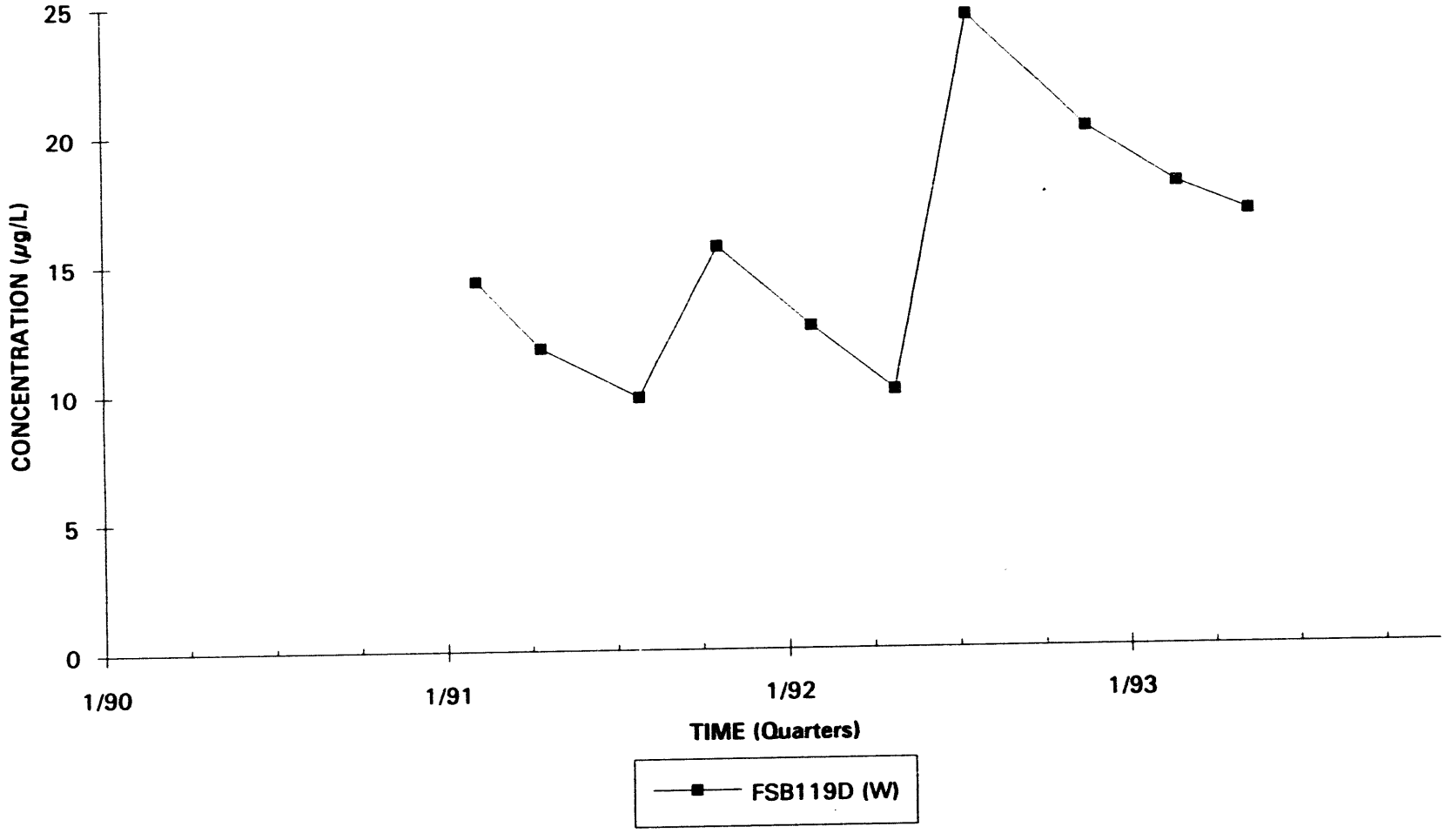

GWPS 50 µg/L

Note: W = Water Table (IIB2); B = Barnwell (IIB1); M = McBean (IIB1); UC = Upper Congaree (IIA); MC = Middle Congaree (IIA); LC = Lower Congaree (IIA)

Nitrate Concentrations
Well Cluster FSB 87

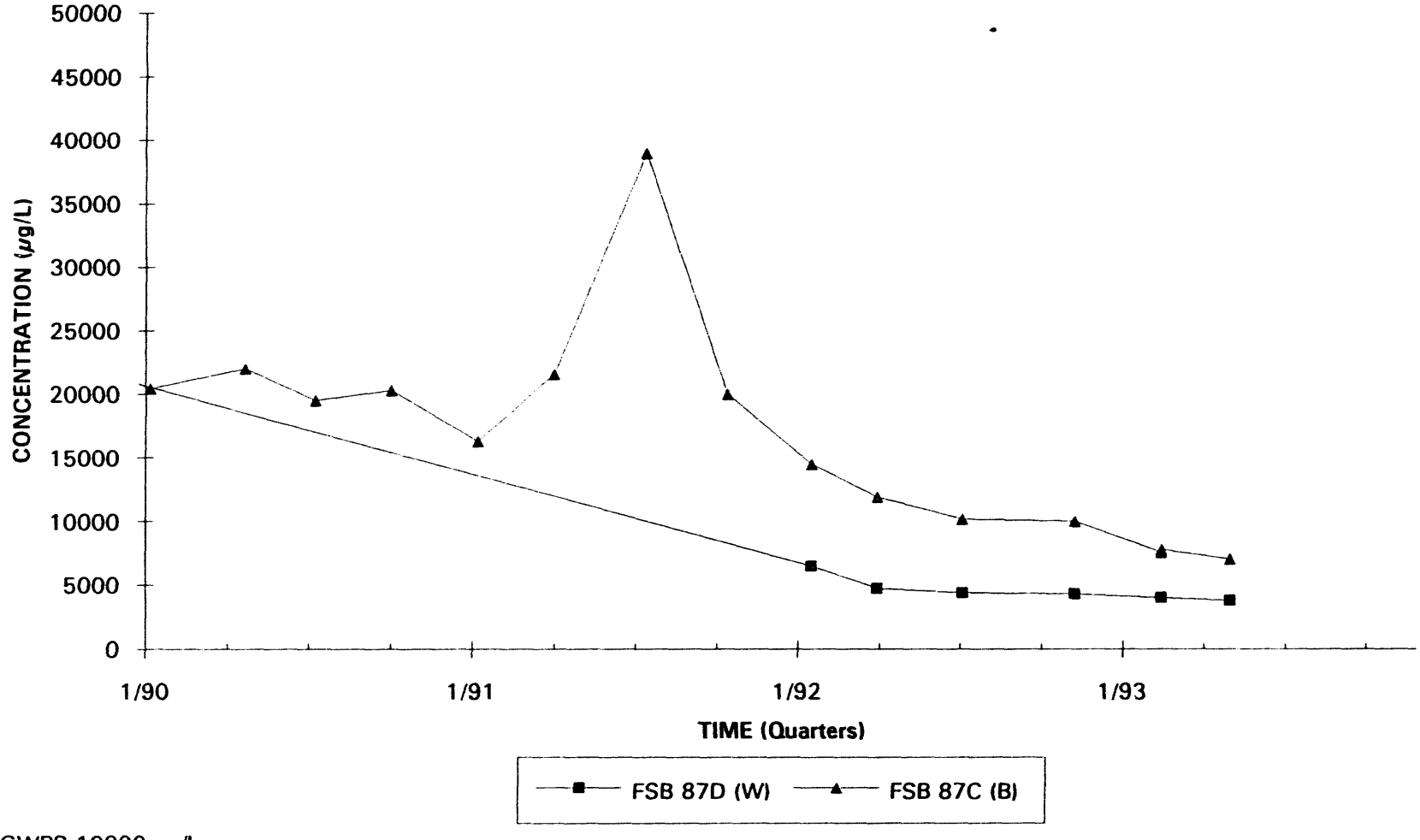

GWPS 10000 µg/L

Note: W = Water Table (IIB2); B = Barnwell (IIB1); M = McBean (IIB1); UC = Upper Congaree (IIA); MC = Middle Congaree (IIA); LC = Lower Congaree (IIA)

Nitrate Concentrations
Well FSB 88D

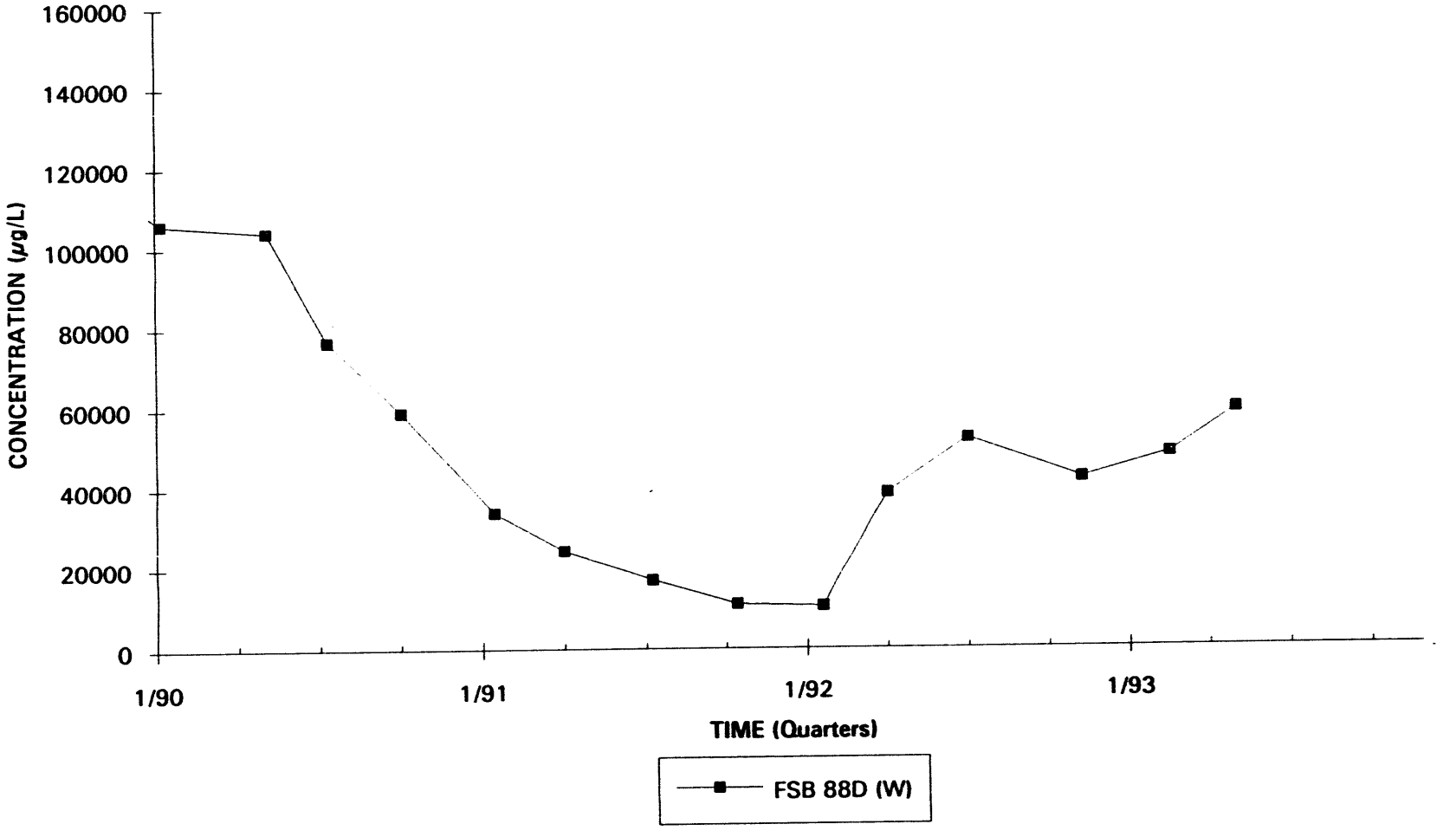

GWPS 10000 µg/L

Note: W = Water Table (IIB2); B = Barnwell (IIB1); M = McBean (IIB1); UC = Upper Congaree (IIA); MC = Middle Congaree (IIA); LC = Lower Congaree (IIA)

Nitrate Concentrations
Well FSB 91D

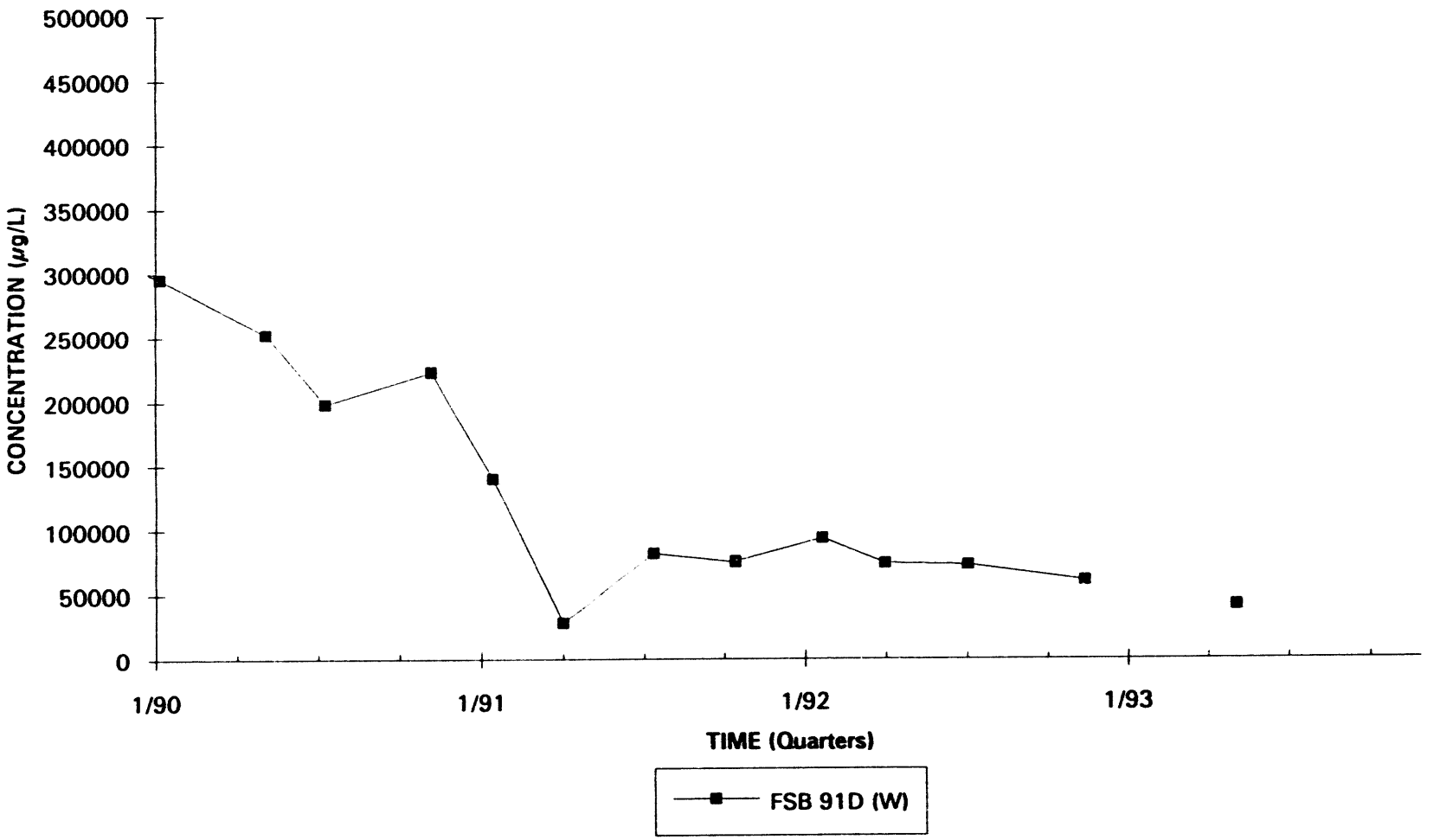

GWPS 10000 µg/L

Note: W = Water Table (IIB2); B = Barnwell (IIB1); M = McBean (IIB1); UC = Upper Congaree (IIA); MC = Middle Congaree (IIA); LC = Lower Congaree (IIA)

Nitrate Concentrations
Well FSB102C

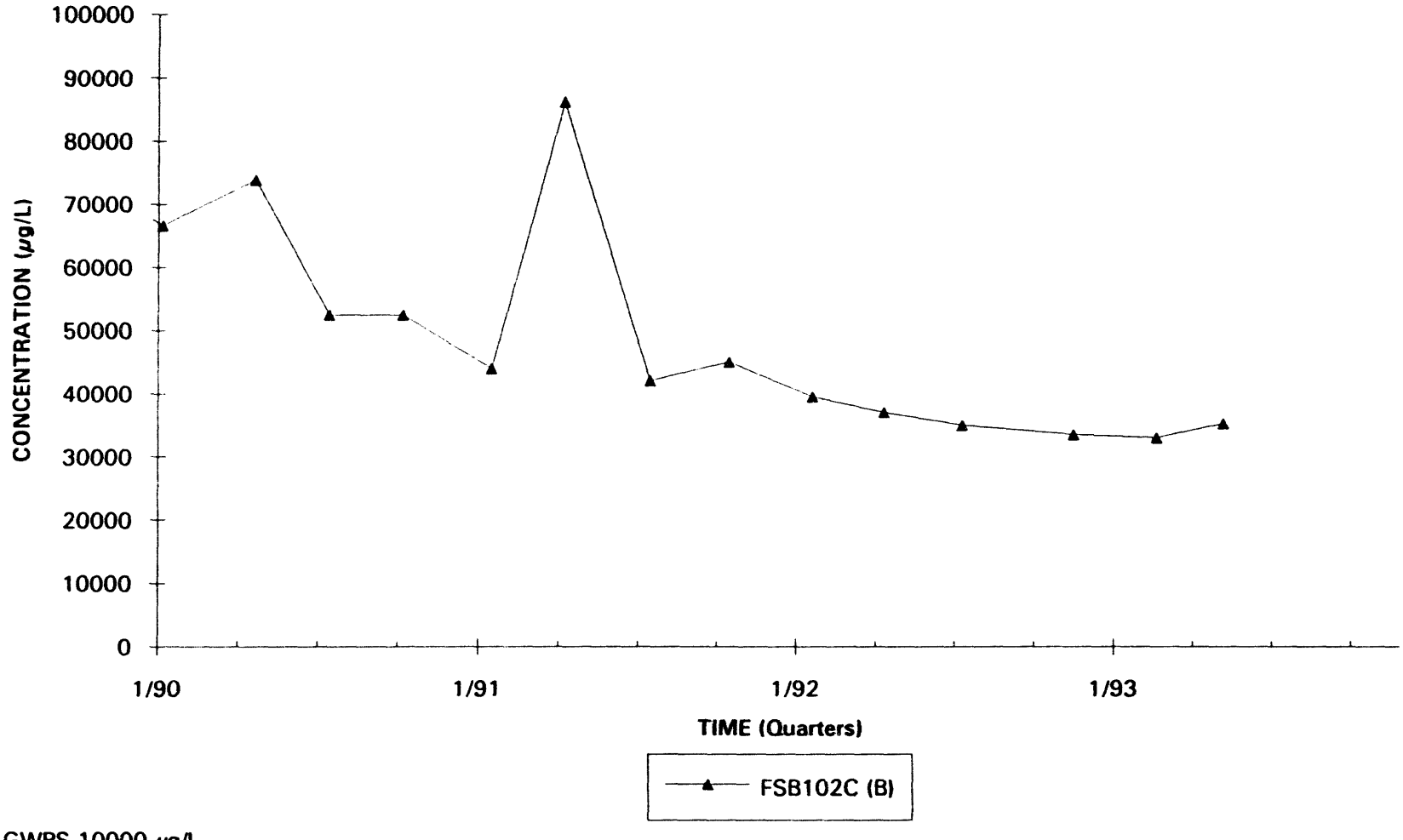

GWPS 10000 µg/L

Note: W = Water Table (IIB2); B = Barnwell (IIB1); M = McBean (IIB1); UC = Upper Congaree (IIA); MC = Middle Congaree (IIA); LC = Lower Congaree (IIA)

Nitrate Concentrations
Well Cluster FSB104

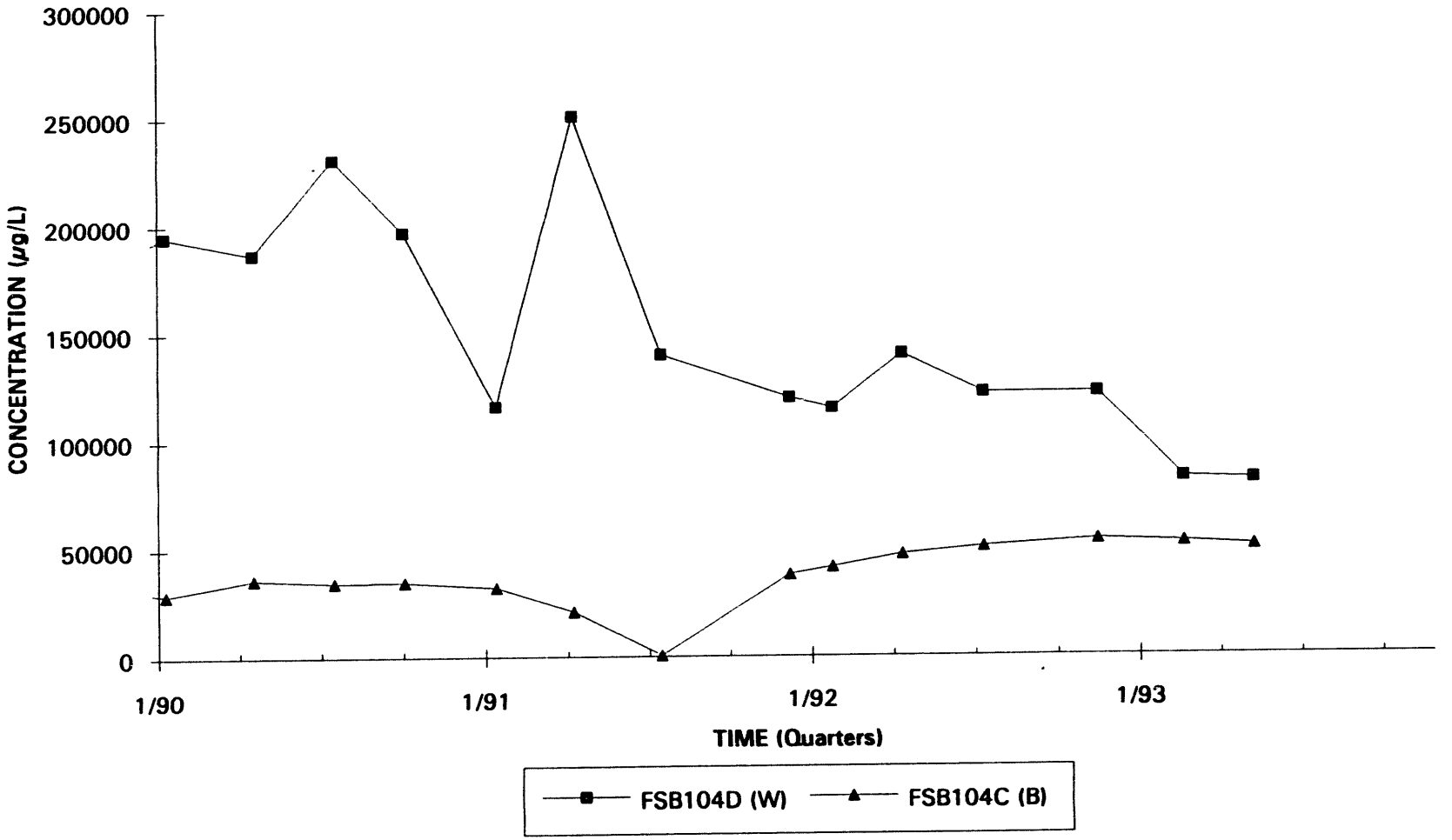

GWPS 10000 µg/L

Note: W = Water Table (IIB2); B = Barnwell (IIB1); M = McBean (IIB1); UC = Upper Congaree (IIA); MC = Middle Congaree (IIA); LC = Lower Congaree (IIA)

Nitrate Concentrations
Well FSB110D

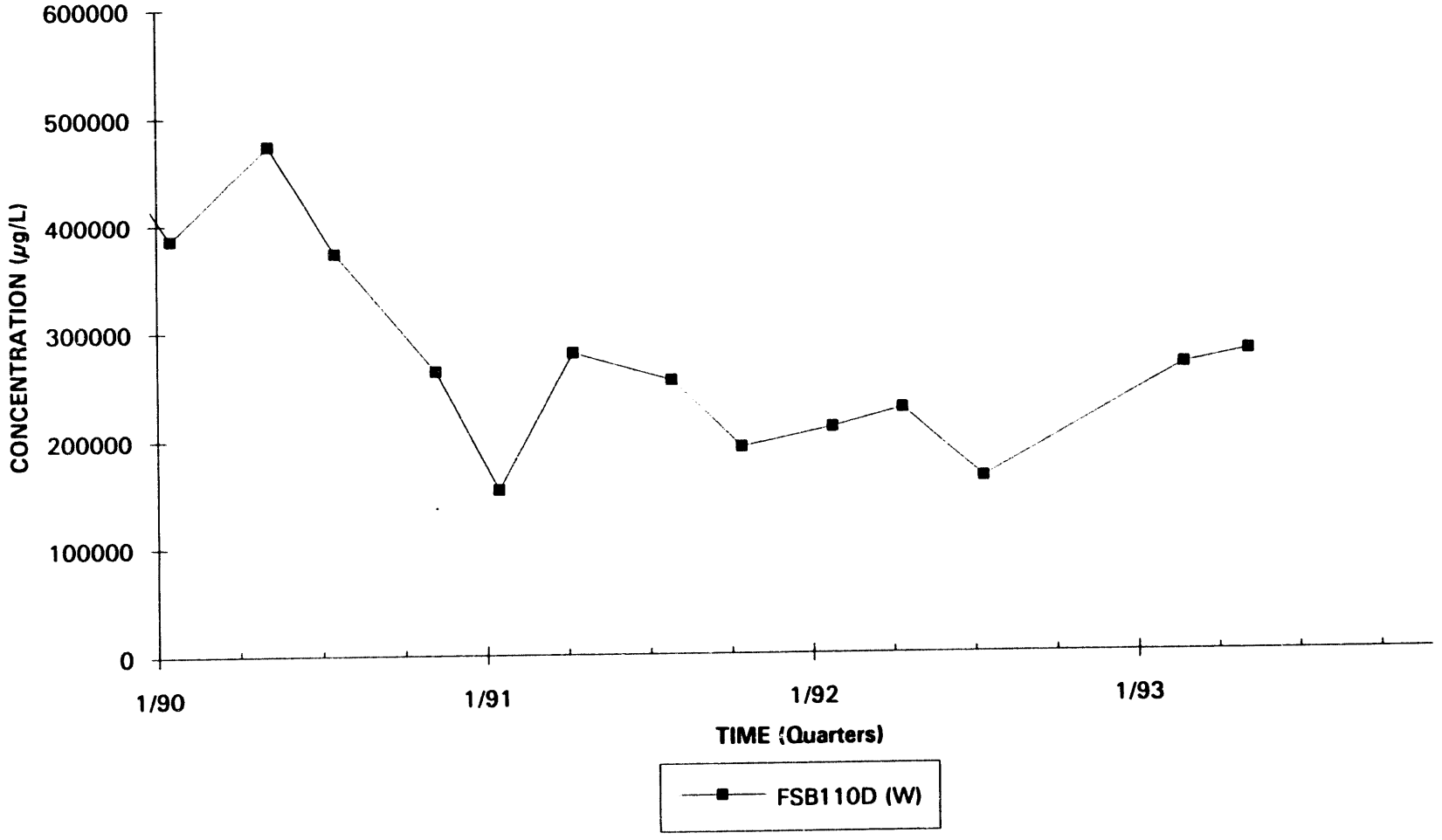

GWPS 10000 µg/L

Note: W = Water Table (IIB2); B = Barnwell (IIB1); M = McBean (IIB1); UC = Upper Congaree (IIA); MC = Middle Congaree (IIA); LC = Lower Congaree (IIA)

Nitrate Concentrations
Well FSB117D

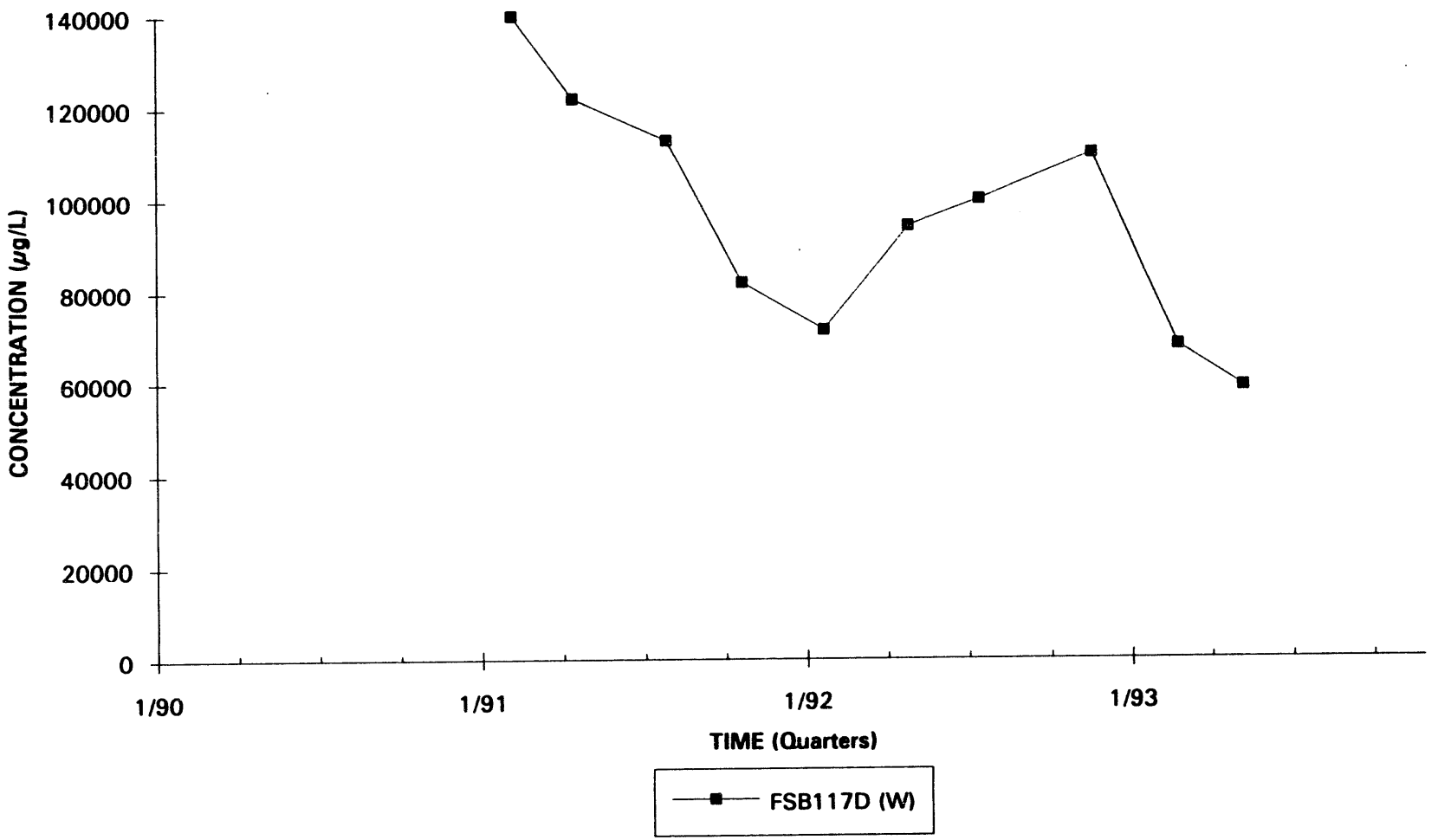

GWPS 10000 µg/L

Note: W = Water Table (IIB2); B = Barnwell (IIB1); M = McBean (IIB1); UC = Upper Congaree (IIA); MC = Middle Congaree (IIA); LC = Lower Congaree (IIA)

Nitrate Concentrations
Well FSB119D

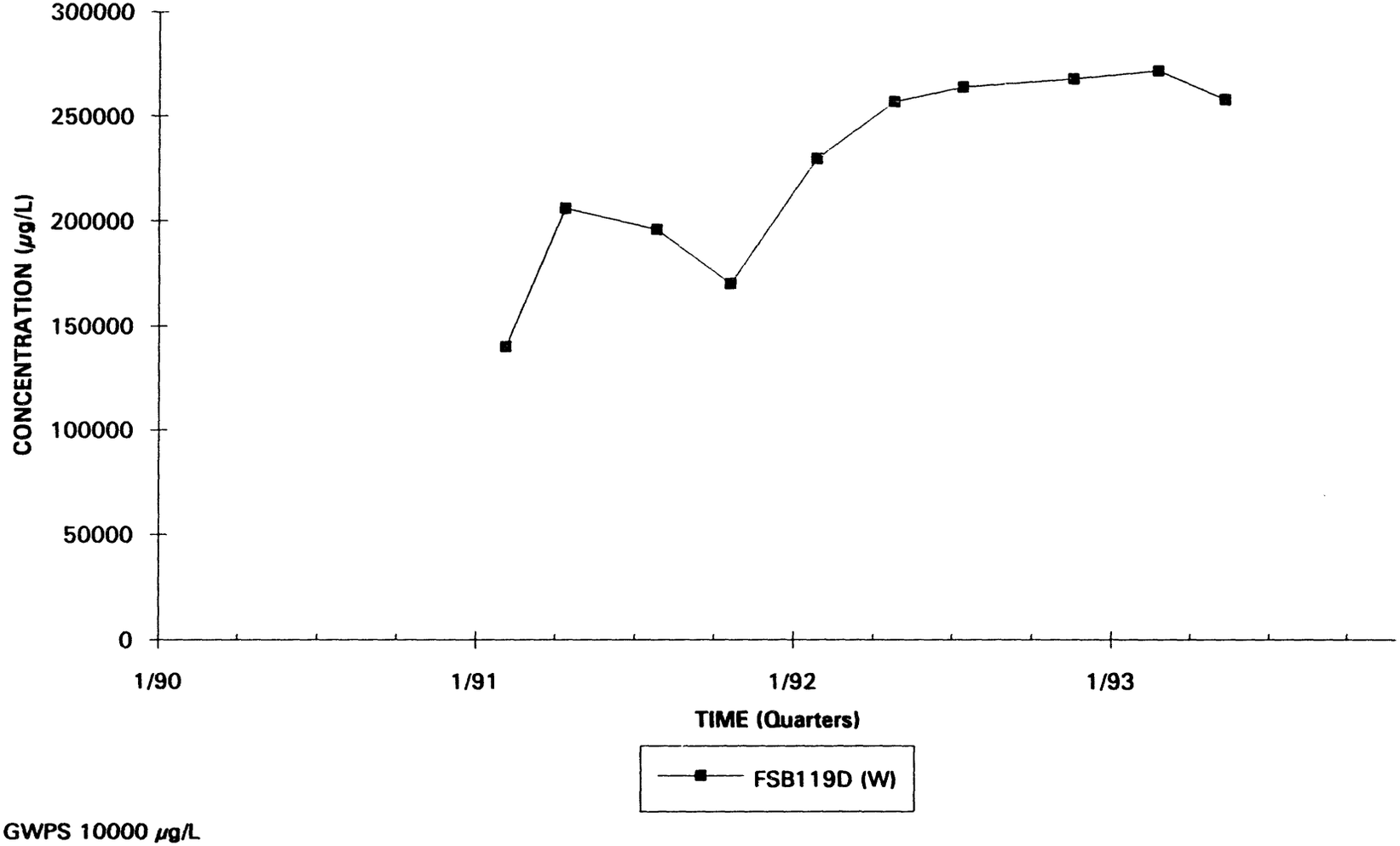

GWPS 10000 µg/L

Note: W = Water Table (IIB2); B = Barnwell (IIB1); M = McBean (IIB1); UC = Upper Congaree (IIA); MC = Middle Congaree (IIA); LC = Lower Congaree (IIA)

Nitrate Concentrations
Well Cluster FSB120

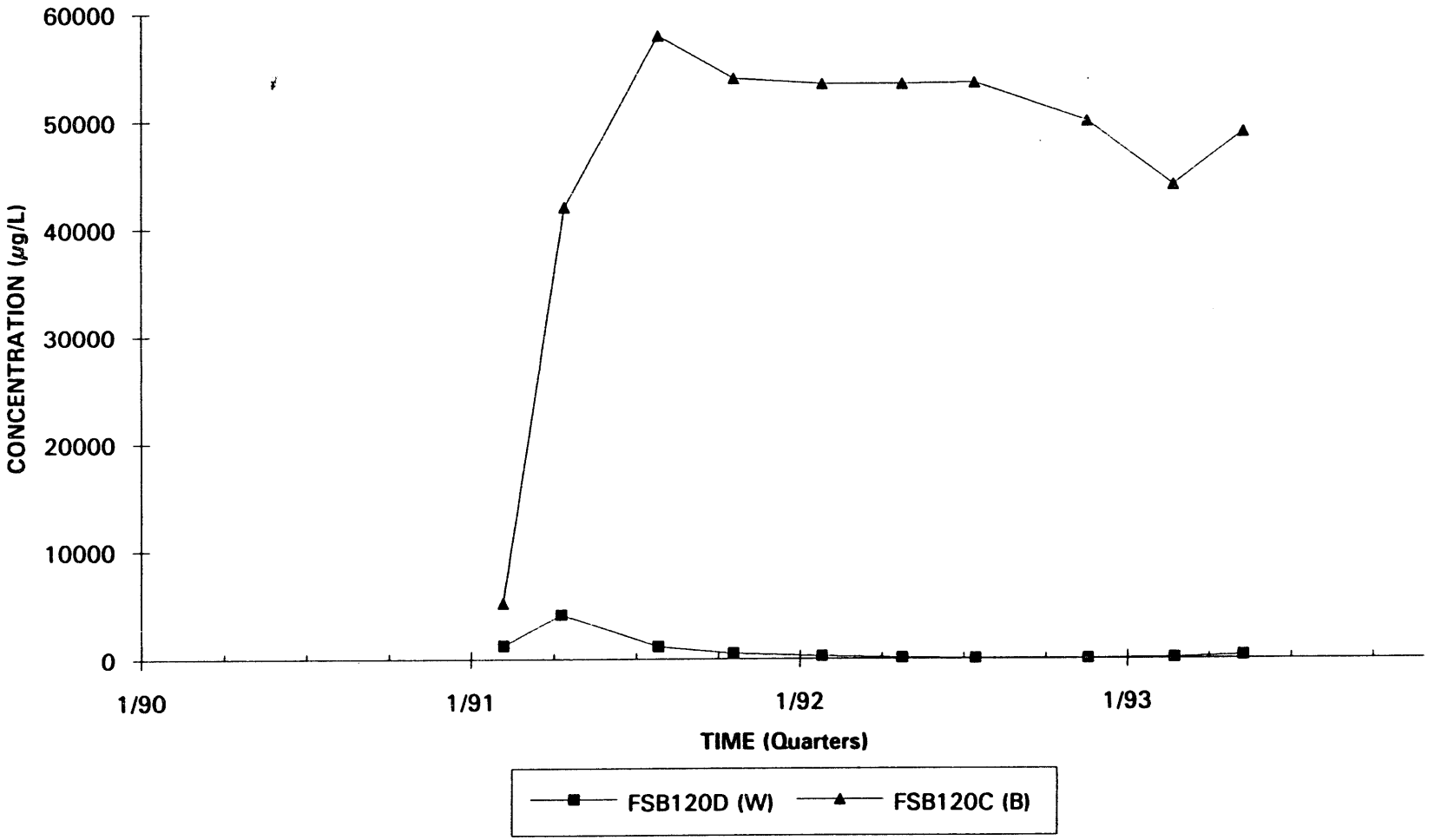

GWPS 10000 µg/L

Note: W = Water Table (IIB2); B = Barnwell (IIB1); M = McBean (IIB1); UC = Upper Congaree (IIA); MC = Middle Congaree (IIA); LC = Lower Congaree (IIA)

Nitrate Concentrations
Well Cluster FSB122

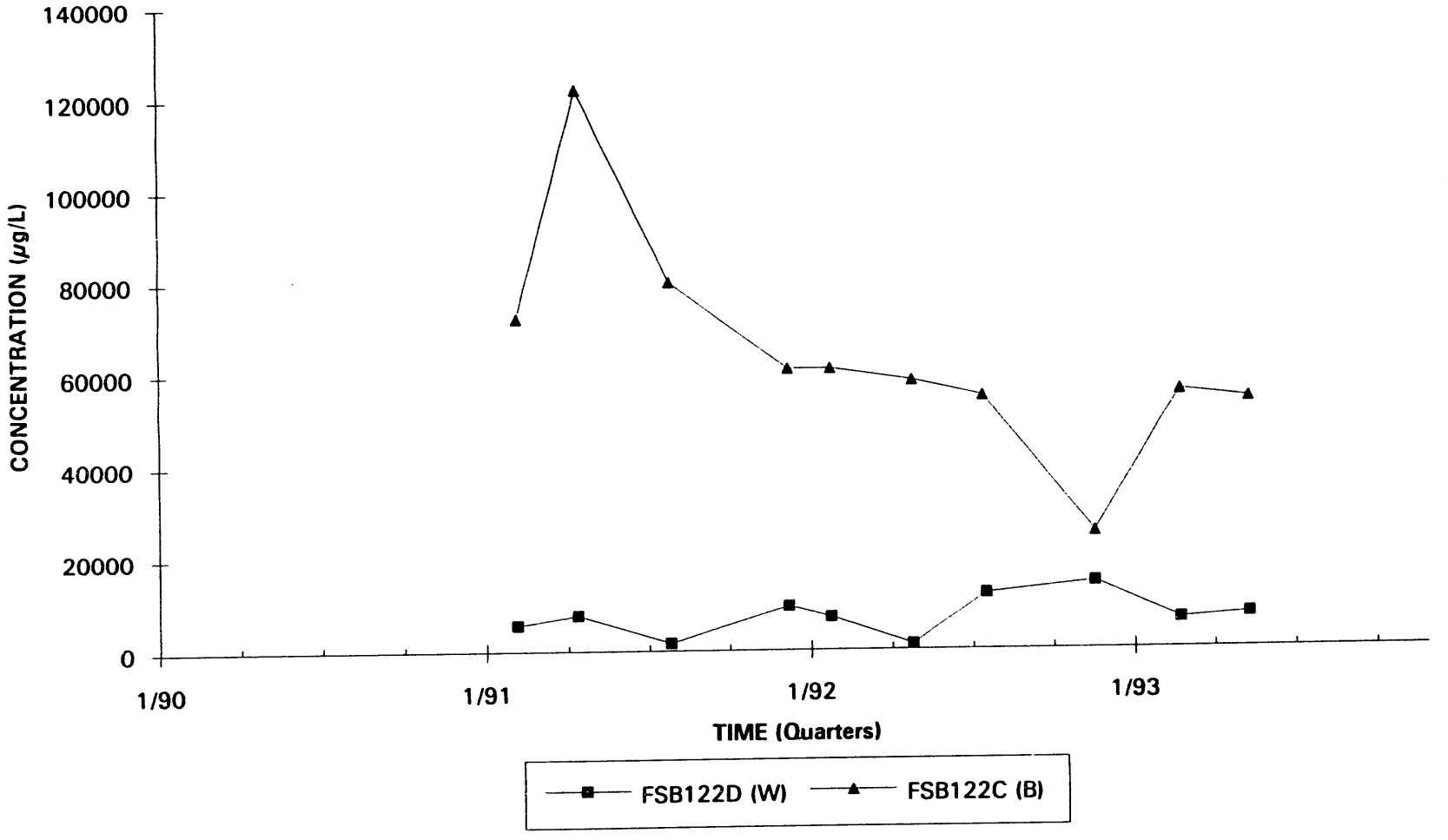

GWPS 10000 µg/L

Note: W = Water Table (IIB2); B = Barnwell (IIB1); M = McBean (IIB1); UC = Upper Congaree (IIA); MC = Middle Congaree (IIA); LC = Lower Congaree (IIA)

Nonvolatile Beta Activities
Well Cluster FSB 90

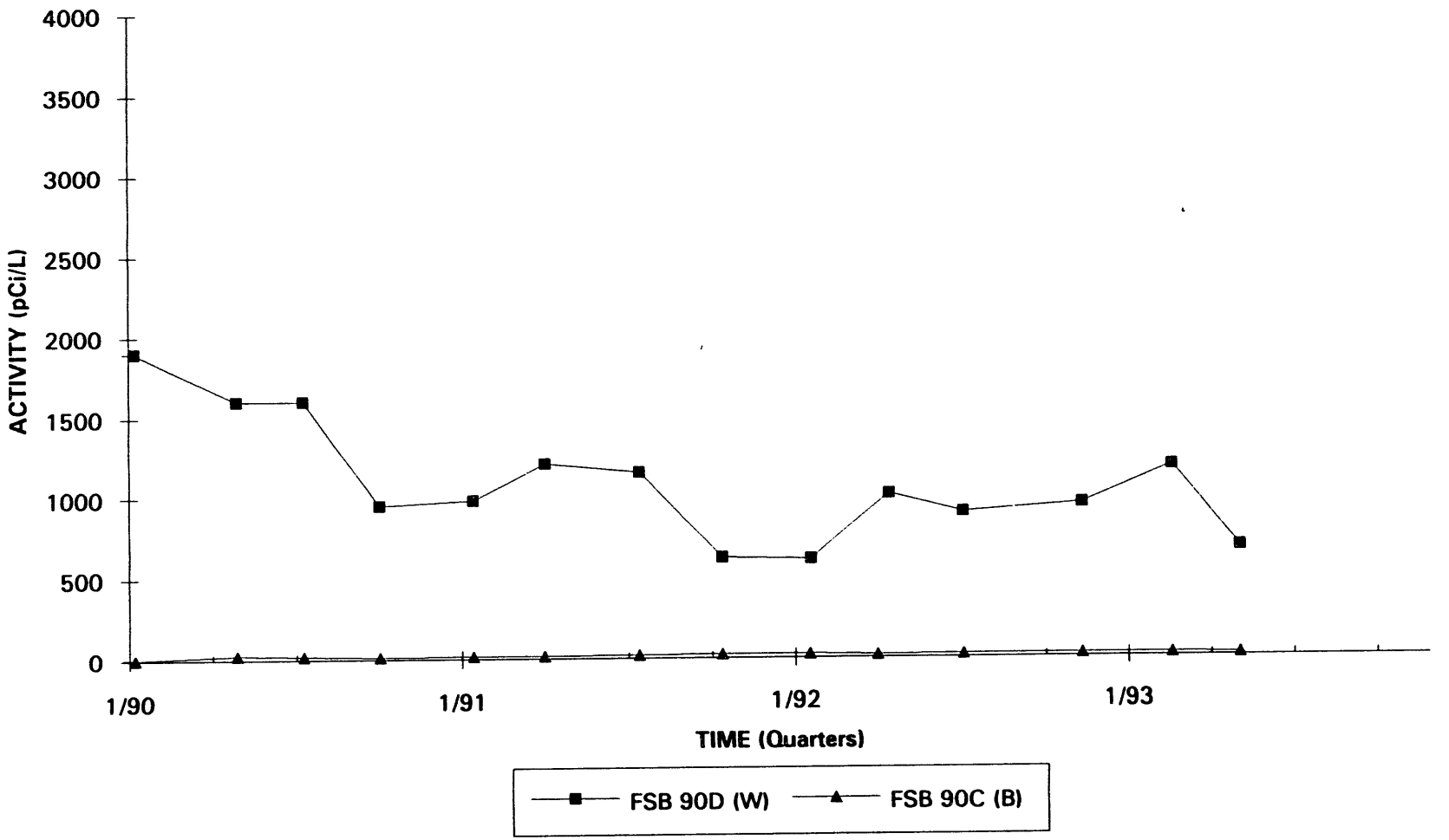

GWPS 50 pCi/L

Note: W = Water Table (IIB2); B = Barnwell (IIB1); M = McBean (IIB1); UC = Upper Congaree (IIA); MC = Middle Congaree (IIA); LC = Lower Congaree (IIA)

Nonvolatile Beta Activities
Well FSB 92D

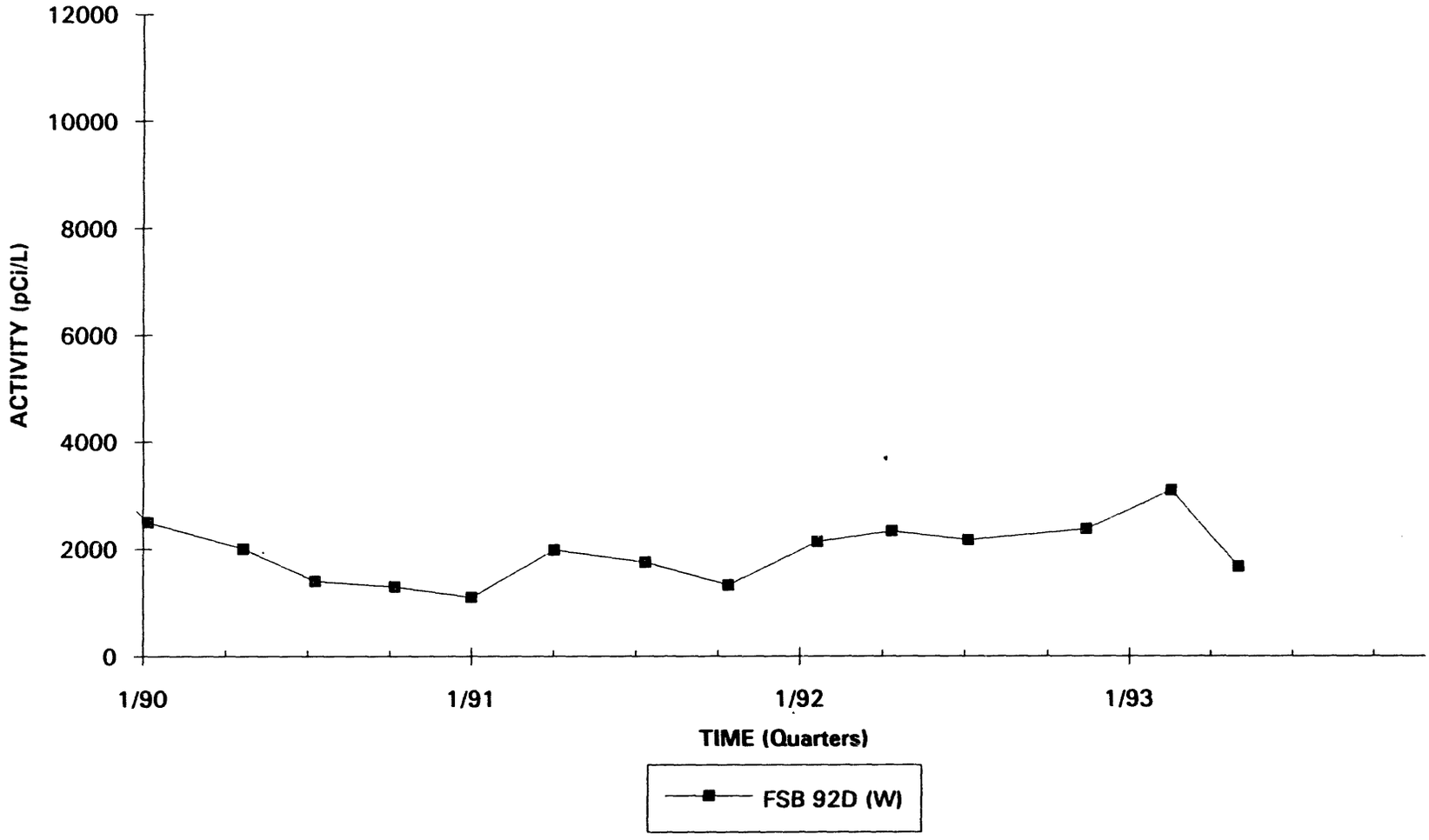

GWPS 50 pCi/L

Note: W = Water Table (IIB2); B = Barnwell (IIB1); M = McBean (IIB1); UC = Upper Congaree (IIA); MC = Middle Congaree (IIA); LC = Lower Congaree (IIA)

Nonvolatile Beta Activities
Well Cluster FSB 94

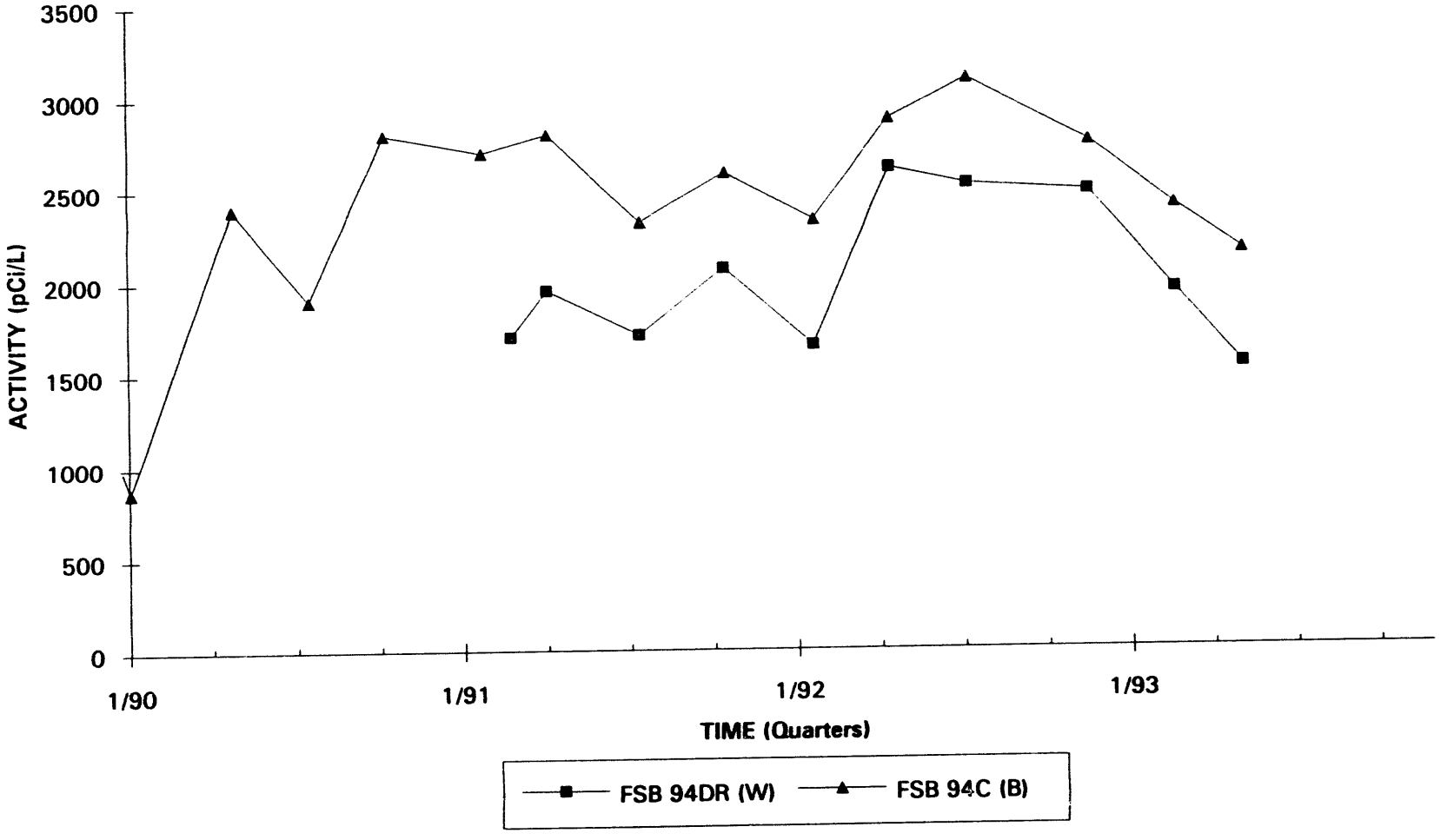

GWPS 50 pCi/L

Note: W = Water Table (IIB2); B = Barnwell (IIB1); M = McBean (IIB1); UC = Upper Congaree (IIA); MC = Middle Congaree (IIA); LC = Lower Congaree (IIA)

Nonvolatile Beta Activities
Well Cluster FSB 95

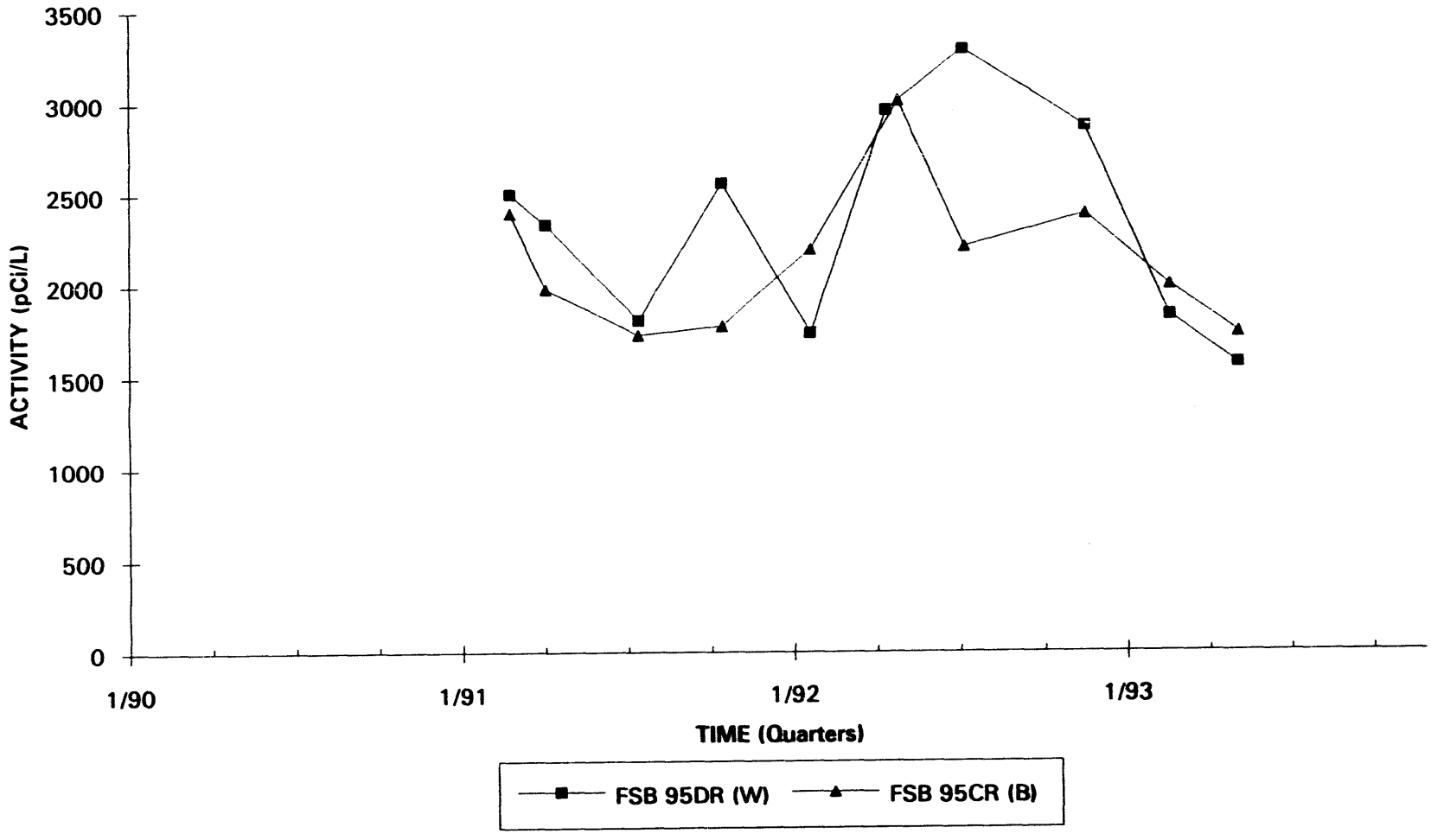

GWPS 50 pCi/L

Note: W = Water Table (IIB2); B = Barnwell (IIB1); M = McBean (IIB1); UC = Upper Congaree (IIA); MC = Middle Congaree (IIA); LC = Lower Congaree (IIA)

Nonvolatile Beta Activities
Well Cluster FSB 98

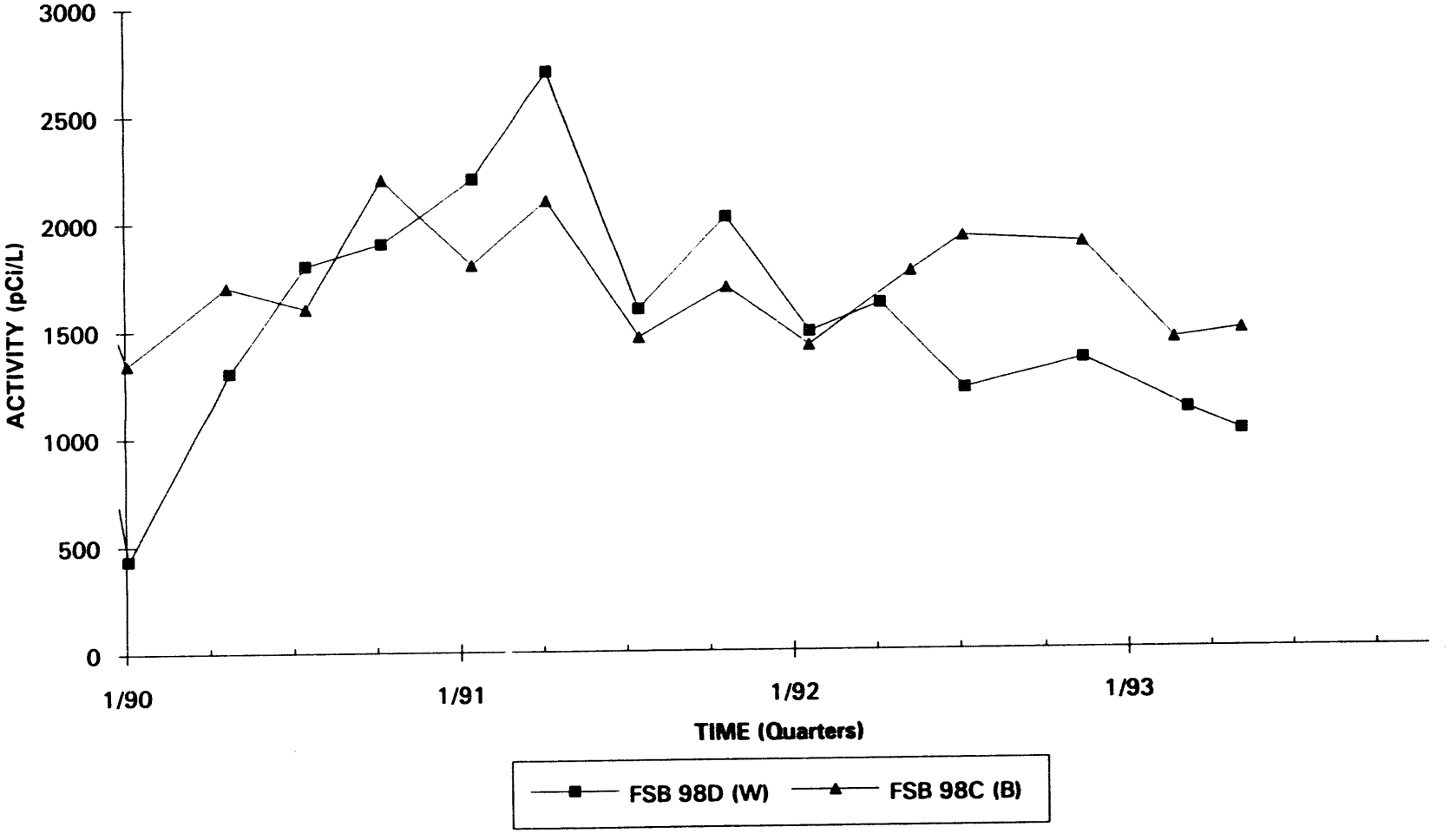

GWPS 50 pCi/L

Note: W = Water Table (IIB2); B = Barnwell (IIB1); M = McBean (IIB1); UC = Upper Congaree (IIA); MC = Middle Congaree (IIA); LC = Lower Congaree (IIA)

Nonvolatile Beta Activities
Well Cluster FSB 99

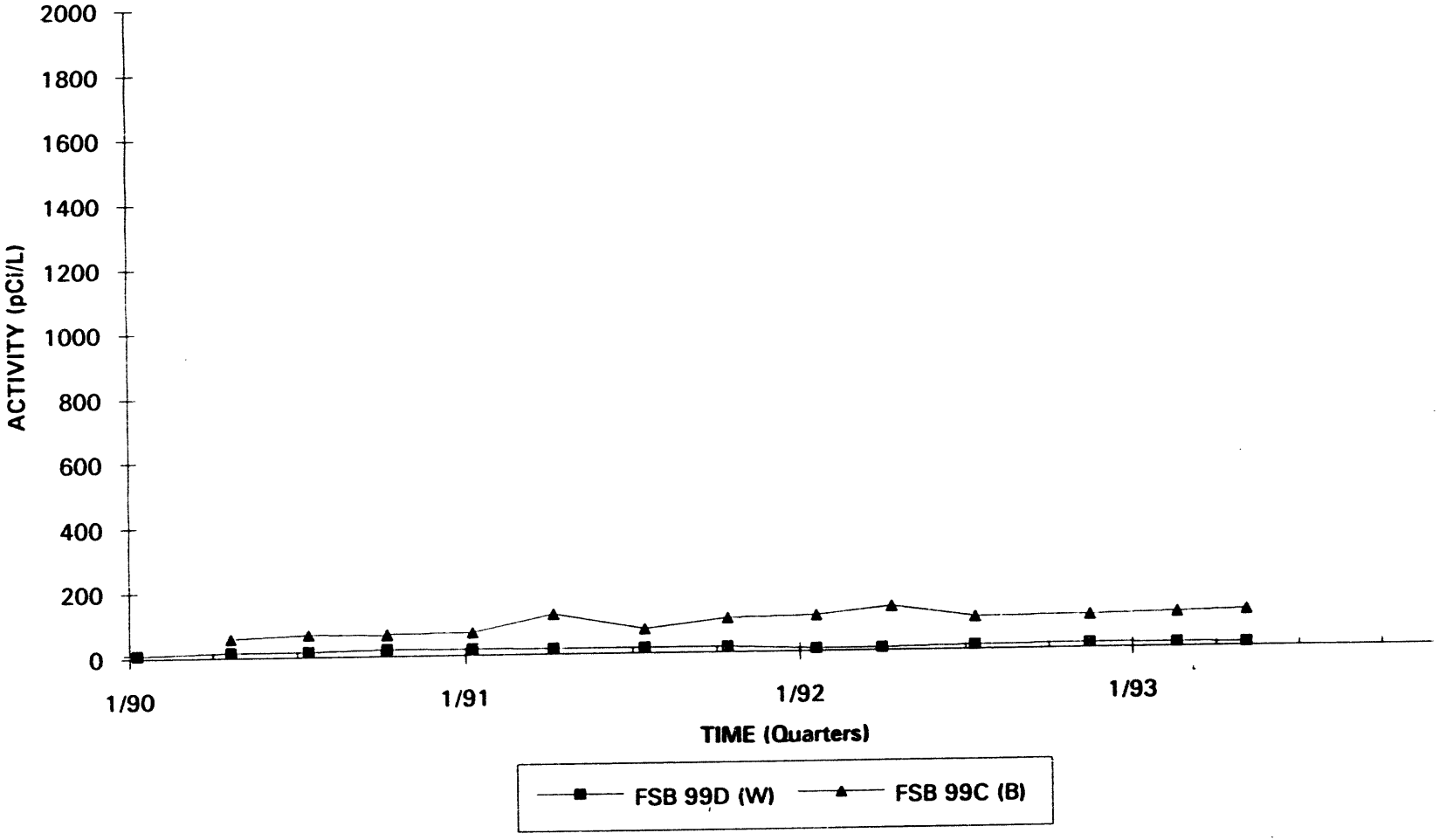

GWPS 50 pCi/L

Note: W = Water Table (IIB2); B = Barnwell (IIB1); M = McBean (IIB1); UC = Upper Congaree (IIA); MC = Middle Congaree (IIA); LC = Lower Congaree (IIA)

Nonvolatile Beta Activities
Well FSB102C

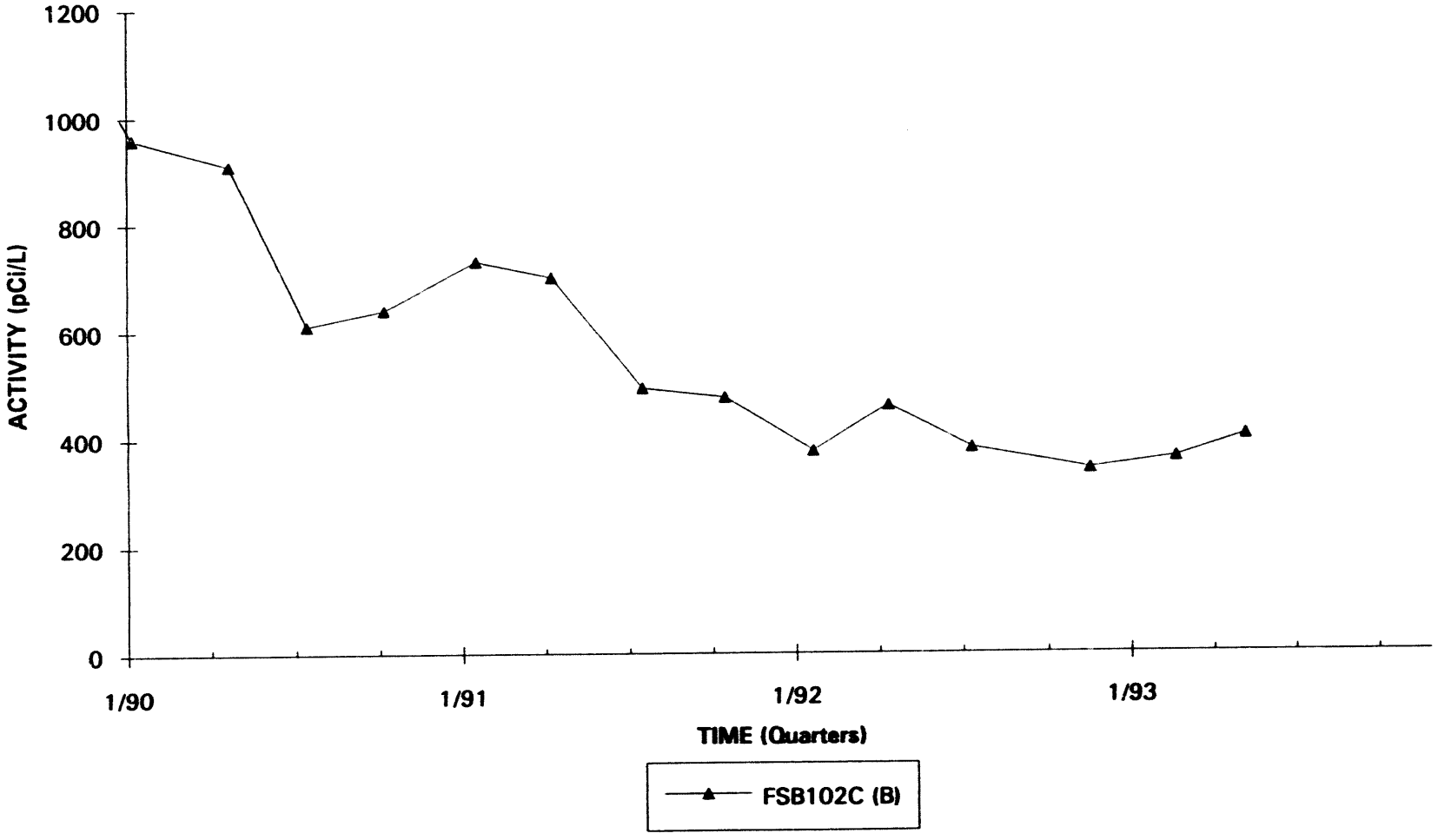

GWPS 50 pCi/L

Note: W = Water Table (IIB2); B = Barnwell (IIB1); M = McBean (IIB1); UC = Upper Congaree (IIA); MC = Middle Congaree (IIA); LC = Lower Congaree (IIA)

Nonvolatile Beta Activities
Well Cluster FSB104

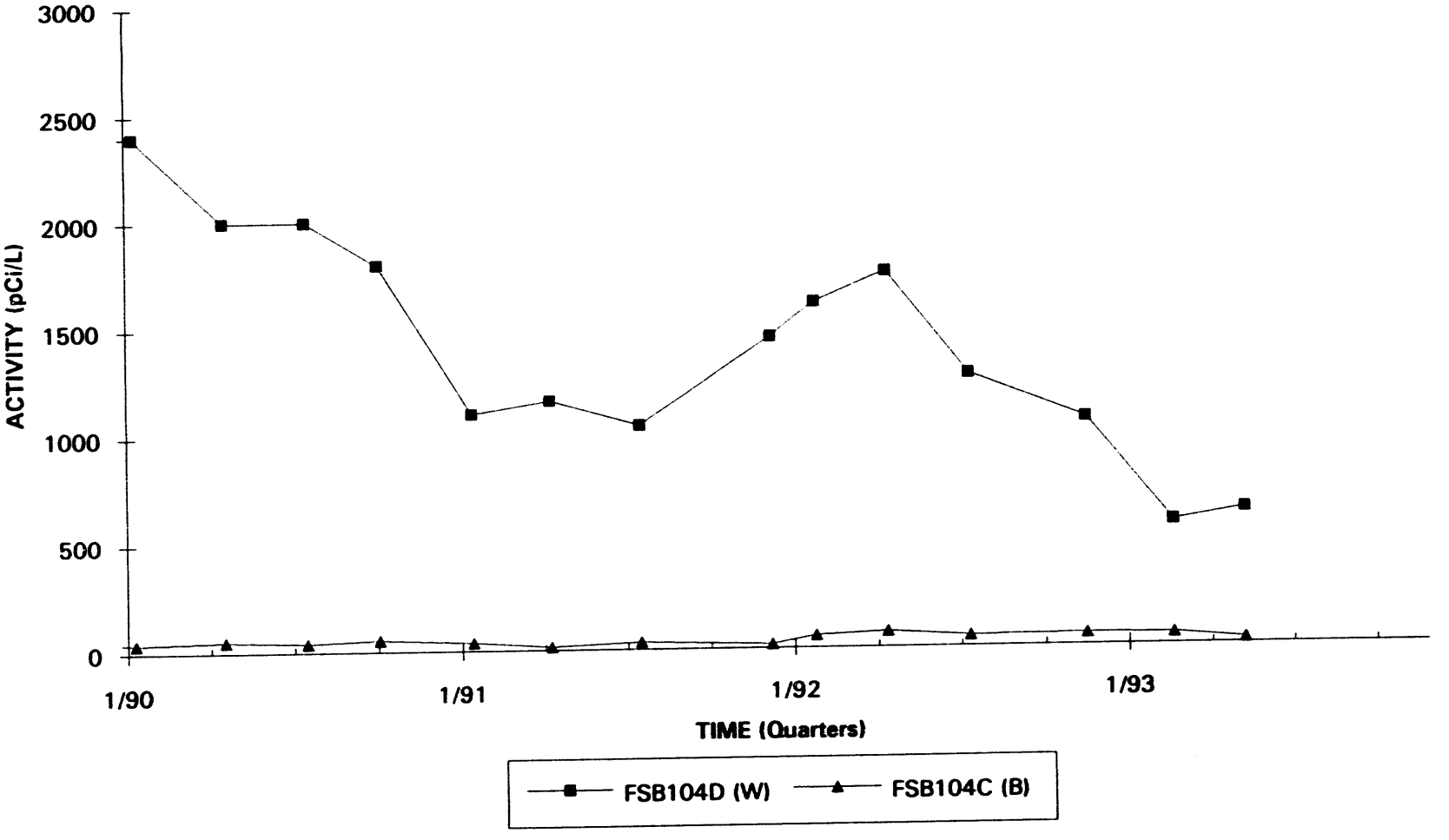

GWPS 50 pCi/L

Note: W = Water Table (IIB2); B = Barnwell (IIB1); M = McBean (IIB1); UC = Upper Congaree (IIA); MC = Middle Congaree (IIA); LC = Lower Congaree (IIA)

Nonvolatile Beta Activities
Well Cluster FSB110

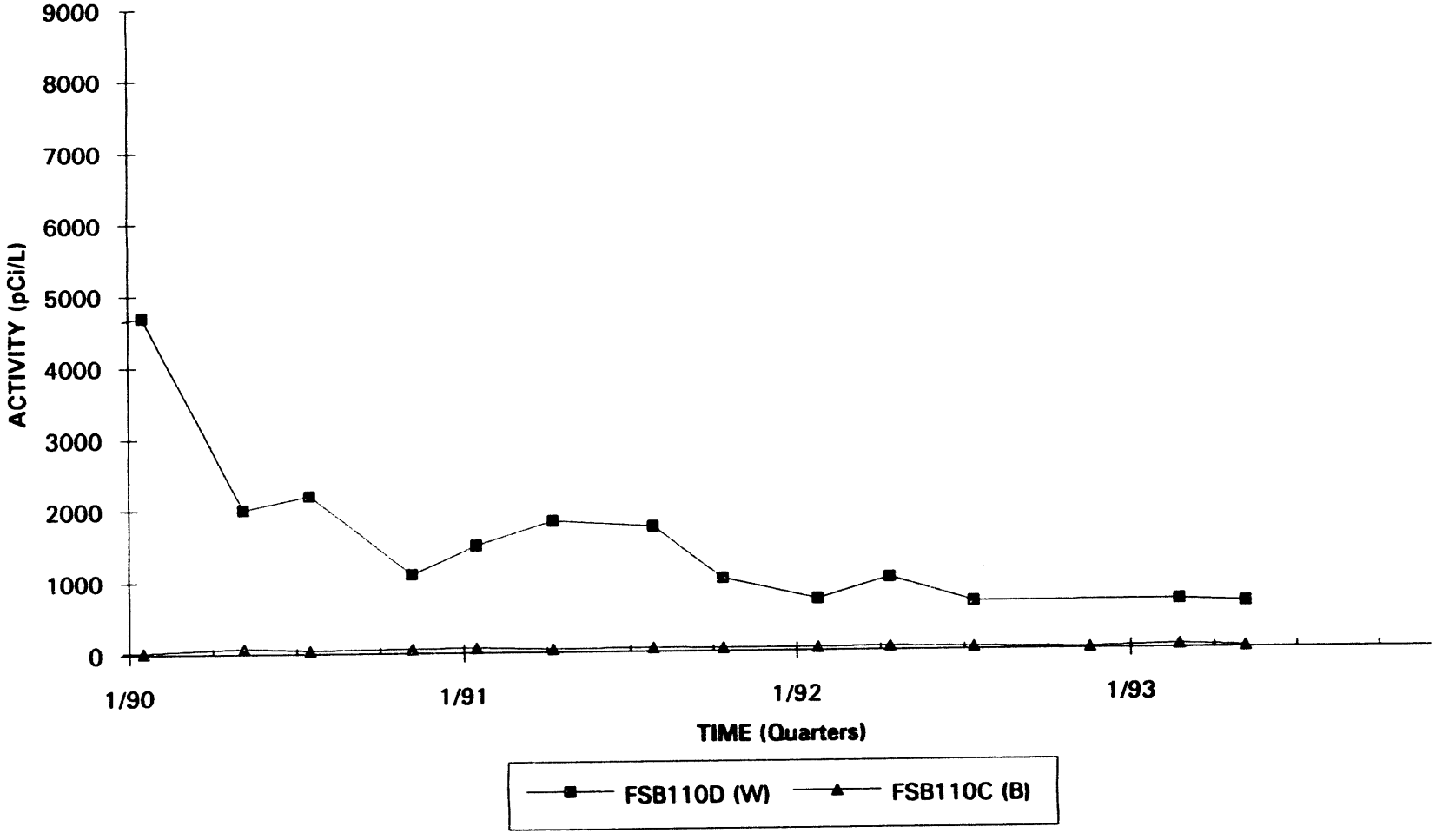

GWPS 50 pCi/L

Note: W = Water Table (IIB2); B = Barnwell (IIB1); M = McBean (IIB1); UC = Upper Congaree (IIA); MC = Middle Congaree (IIA); LC = Lower Congaree (IIA)

Nonvolatile Beta Activities
Well Cluster FSB122

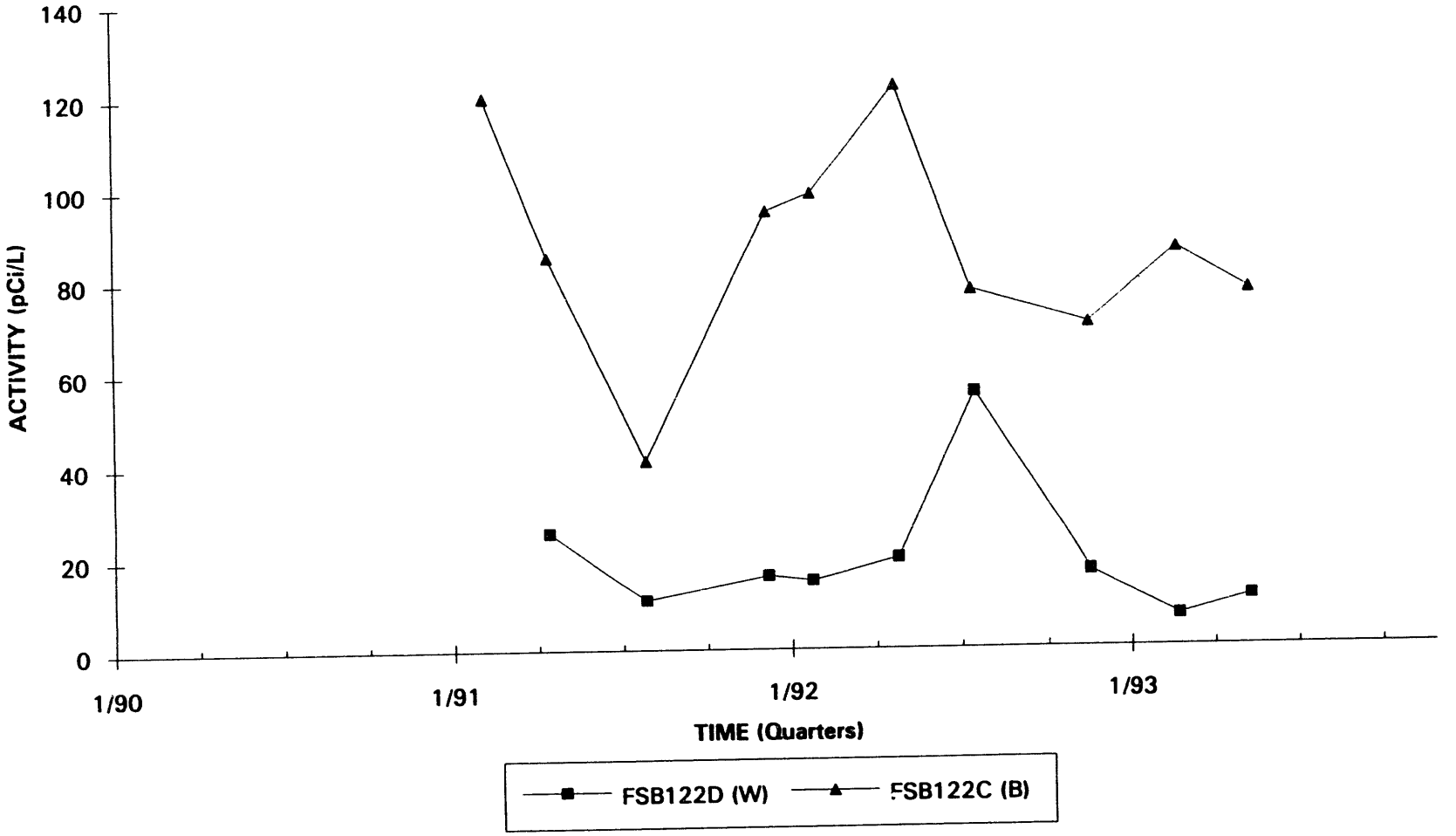

GWPS 50 pCi/L

Note: W = Water Table (IIB2); B = Barnwell (IIB1); M = McBean (IIB1); UC = Upper Congaree (IIA); MC = Middle Congaree (IIA); LC = Lower Congaree (IIA)

Radium-226 Activities
Well Cluster FSB 78

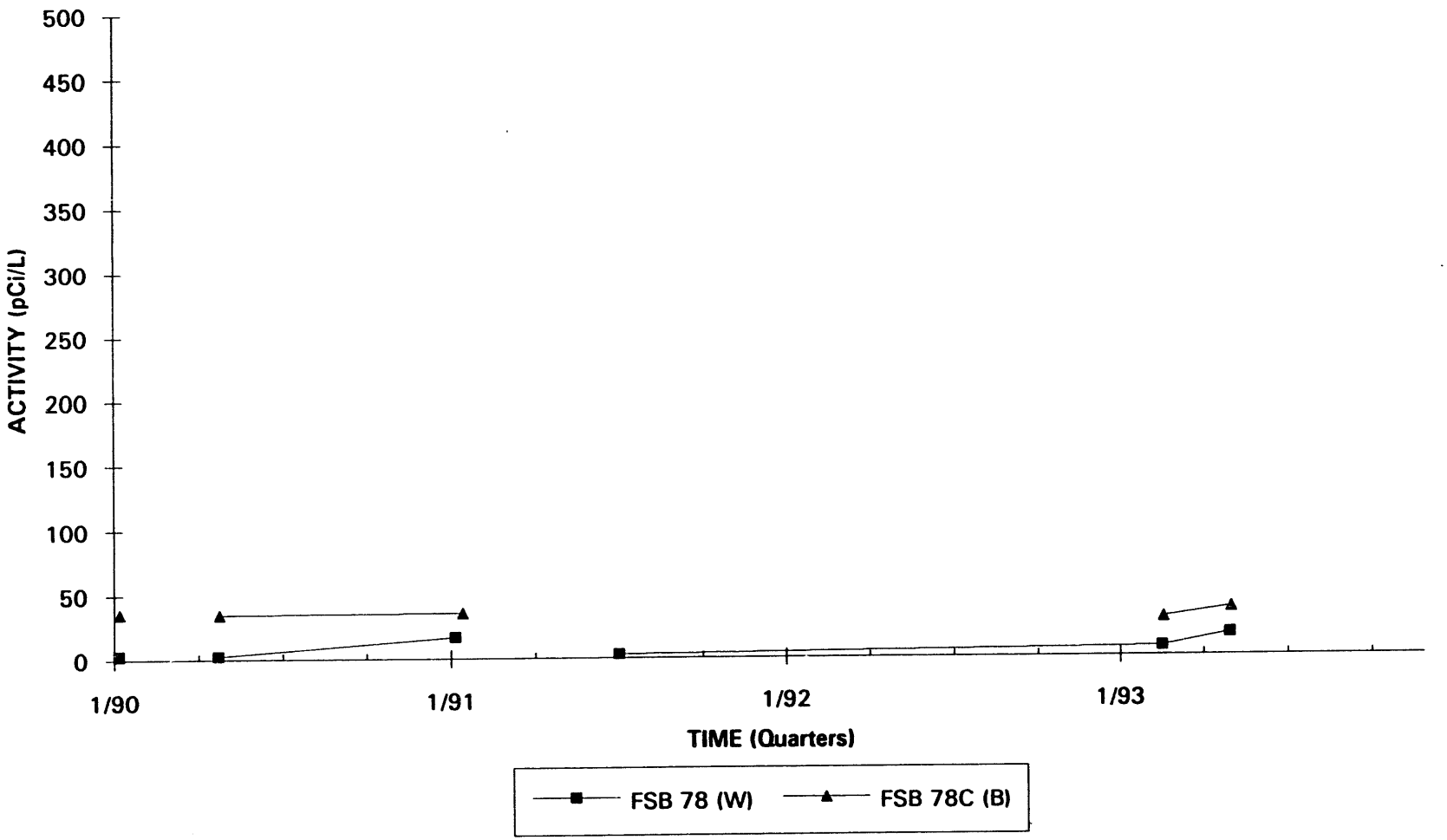

GWPS 20 pCi/L

Note: W = Water Table (IIB2); B = Barnwell (IIB1); M = McBean (IIB1); UC = Upper Congaree (IIA); MC = Middle Congaree (IIA); LC = Lower Congaree (IIA).

Radium-226 Activities
Well Cluster FSB 79

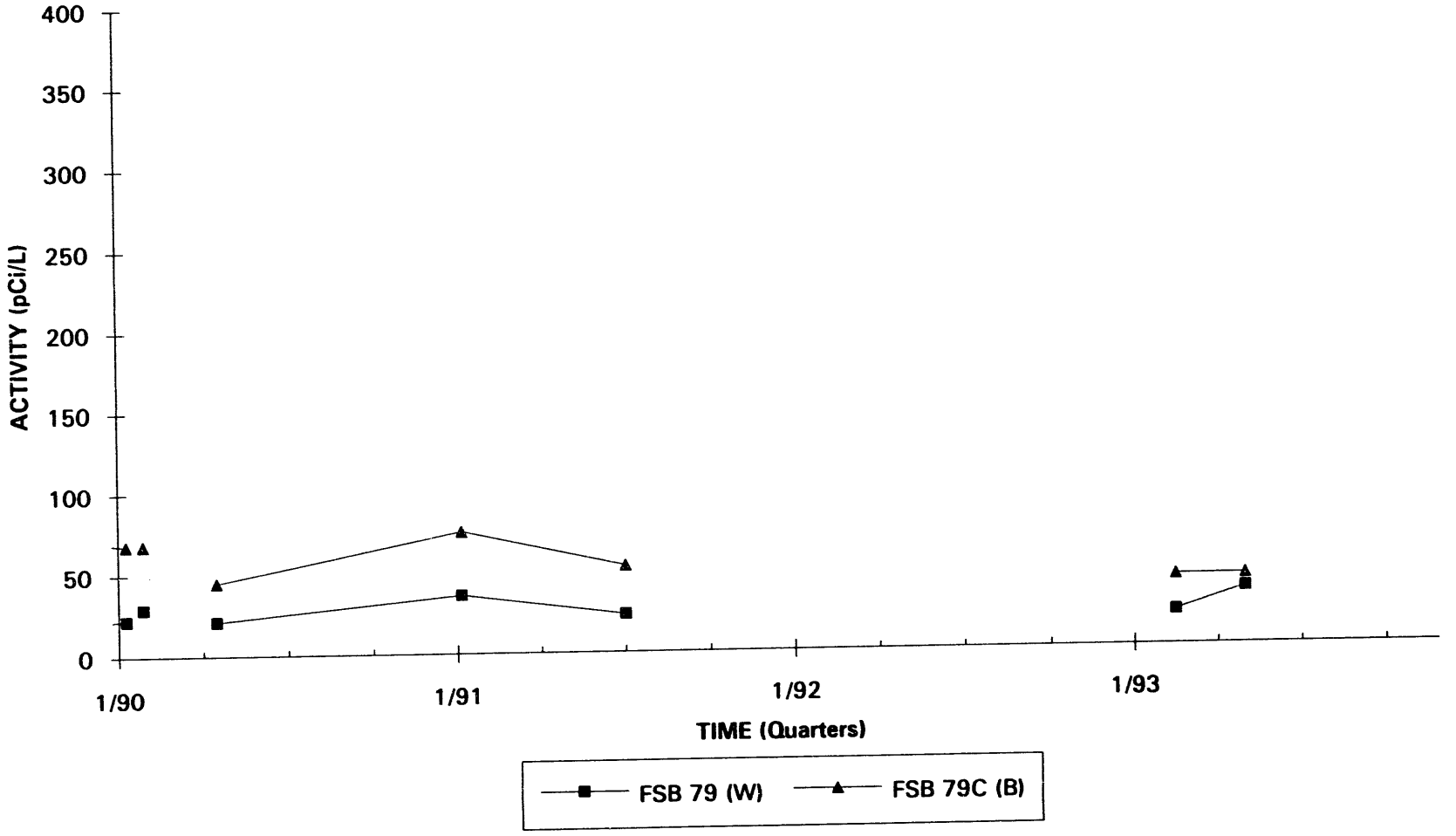

GWPS 20 pCi/L

Note: W = Water Table (IIB2); B = Barnwell (IIB1); M = McBean (IIB1); UC = Upper Congaree (IIA); MC = Middle Congaree (IIA); LC = Lower Congaree (IIA)

Radium-226 Activities
Well FSB 90D

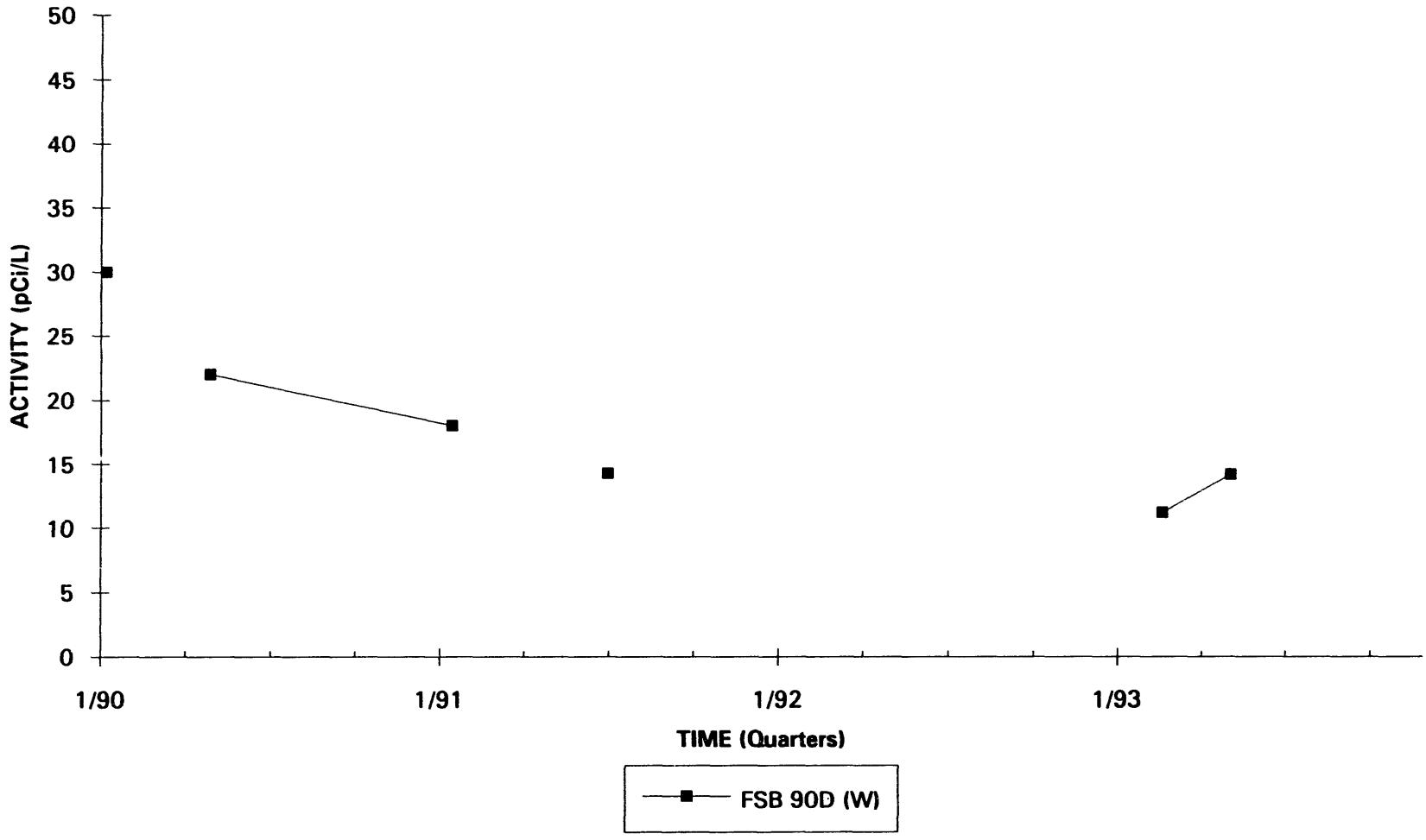

GWPS 20 pCi/L

Note: W = Water Table (IIB2); B = Barnwell (IIB1); M = McBean (IIB1); UC = Upper Congaree (IIA); MC = Middle Congaree (IIA); LC = Lower Congaree (IIA)

Radium-226 Activities
Well FSB 92D

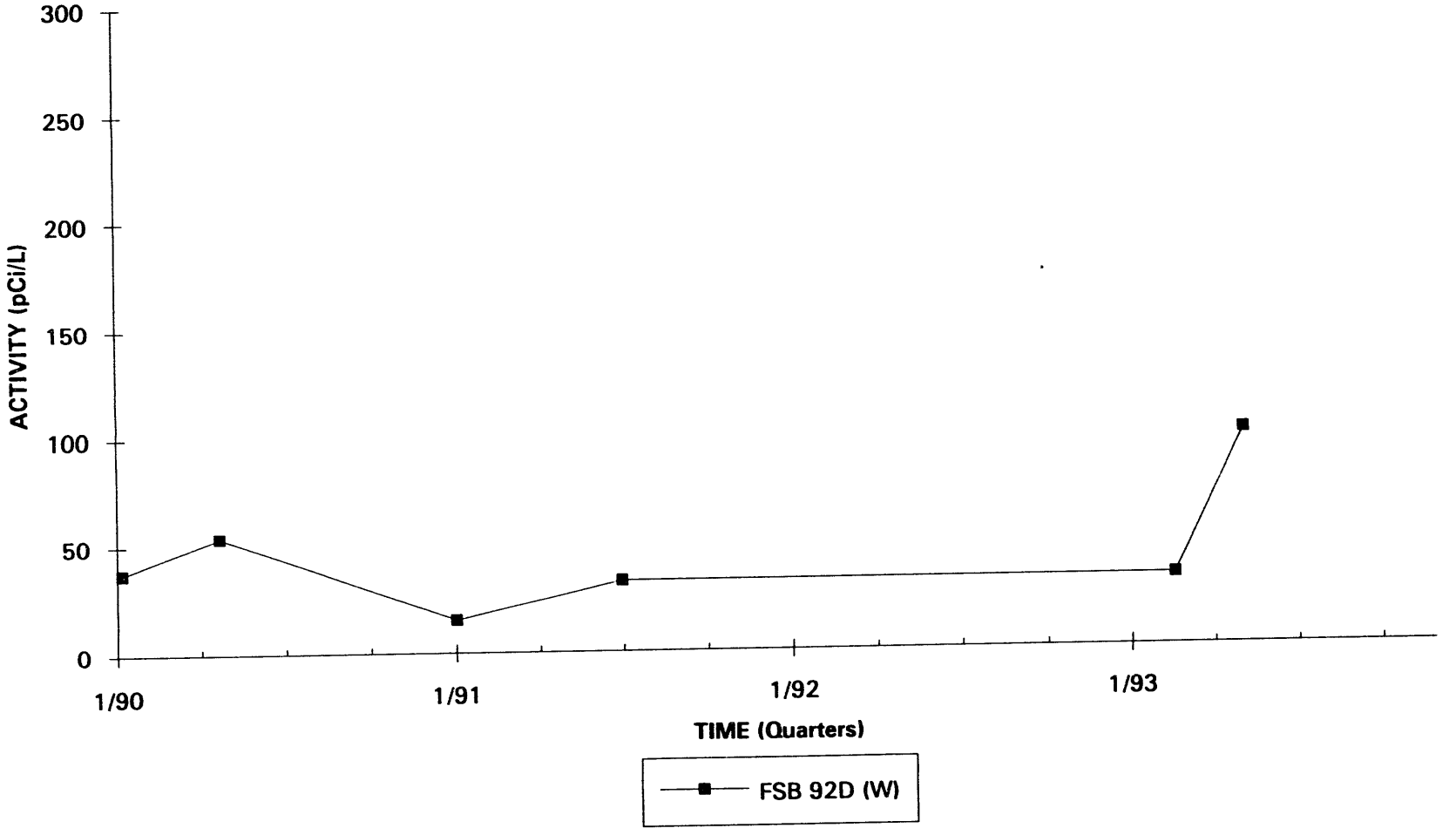

GWPS 20 pCi/L

Note: W = Water Table (IIB2); B = Barnwell (IIB1); M = McBean (IIB1); UC = Upper Congaree (IIA); MC = Middle Congaree (IIA); LC = Lower Congaree (IIA)

Radium-226 Activities
Well FSB102C

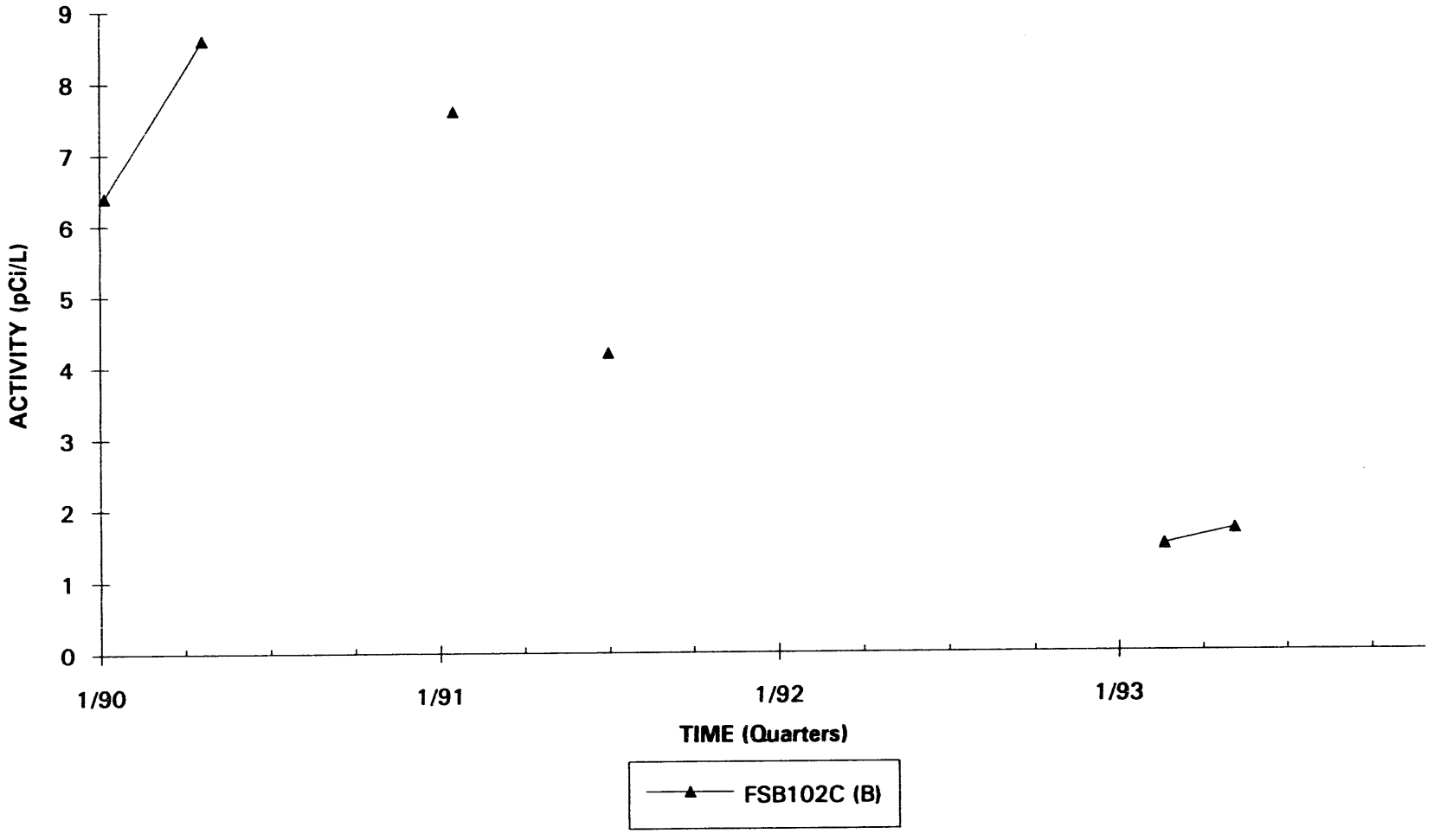

GWPS 20 pCi/L

Note: W = Water Table (IIB2); B = Barnwell (IIB1); M = McBean (IIB1); UC = Upper Congaree (IIA); MC = Middle Congaree (IIA); LC = Lower Congaree (IIA)

Radium-226 Activities
Well Cluster FSB112

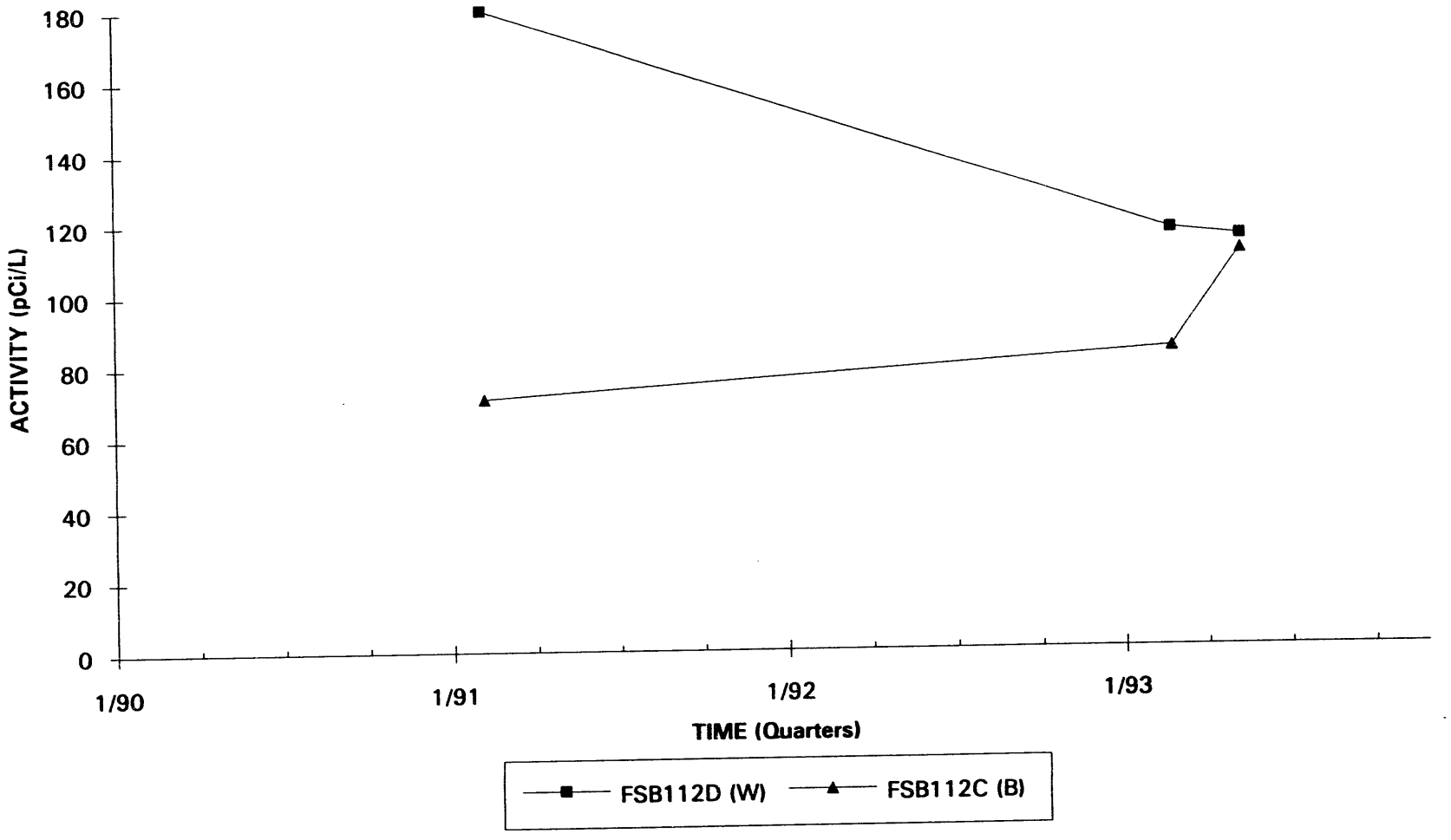

GWPS 20 pCi/L

Note: W=Water Table (IIB2); B=Barnwell (IIB1); M=McBean (IIB1); UC=Upper Congaree (IIA); MC=Middle Congaree (IIA); LC=Lower Congaree (IIA)

Radium-226 Activities
Well FSB117D

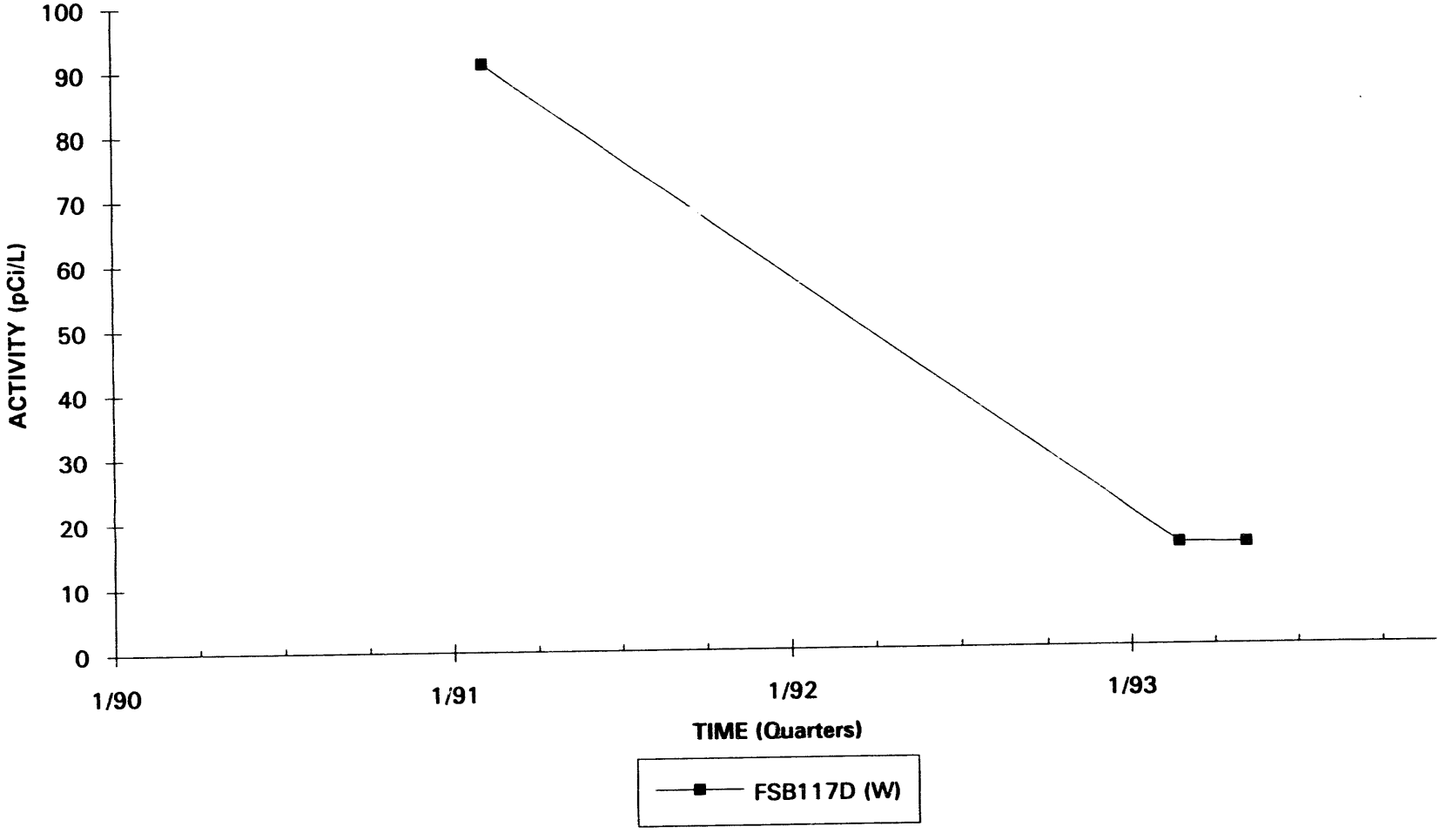

GWPS 20 pCi/L

Note: W = Water Table (IIB2); B = Barnwell (IIB1); M = McBean (IIB1); UC = Upper Congaree (IIA); MC = Middle Congaree (IIA); LC = Lower Congaree (IIA)

Radium-226 Activities
Well FSB119D

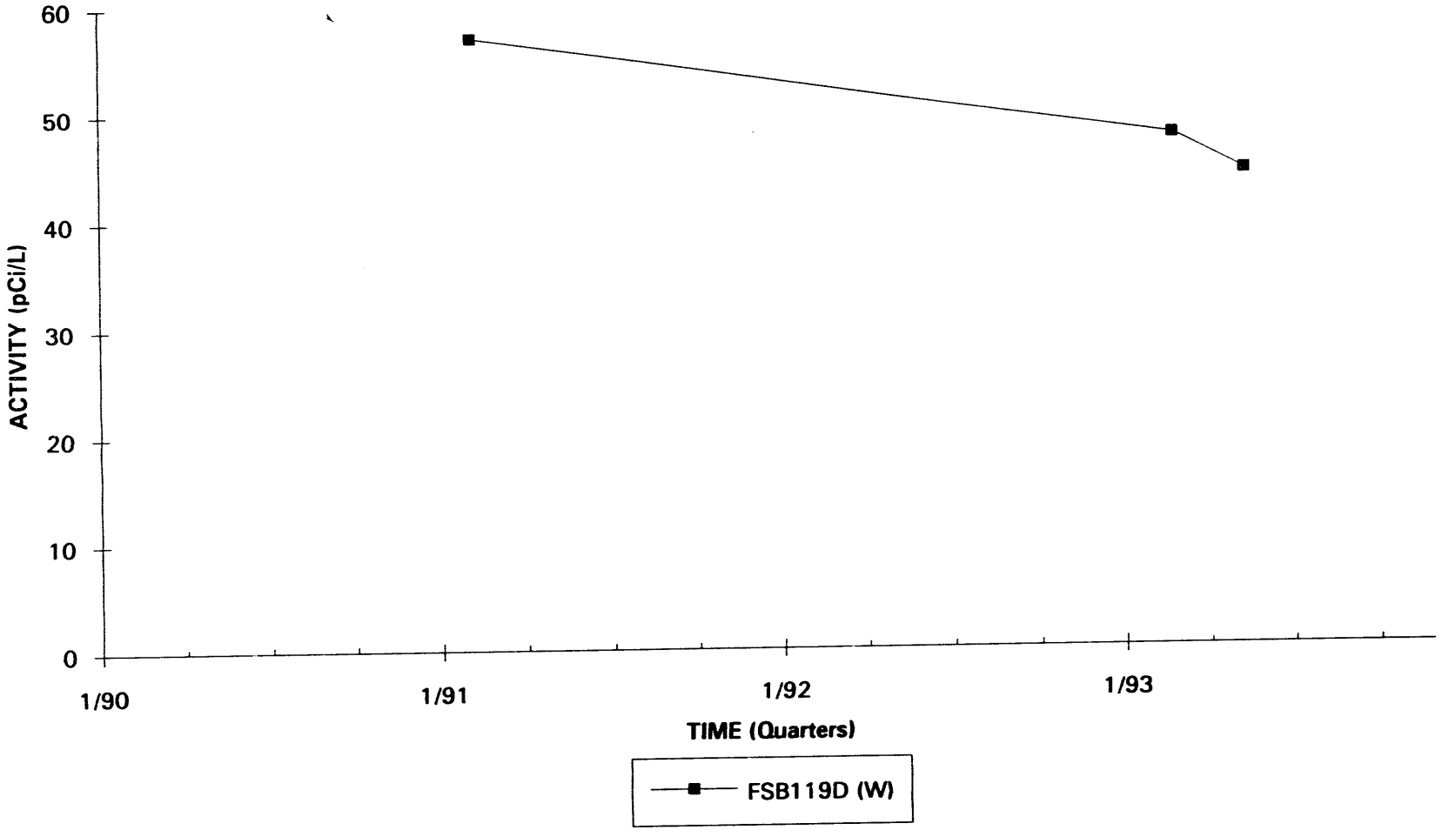

GWPS 20 pCi/L

Note: W = Water Table (IIB2); B = Barnwell (IIB1); M = McBean (IIB1); UC = Upper Congaree (IIA); MC = Middle Congaree (IIA); LC = Lower Congaree (IIA)

Radium-228 Activities
Well Cluster FSB 78

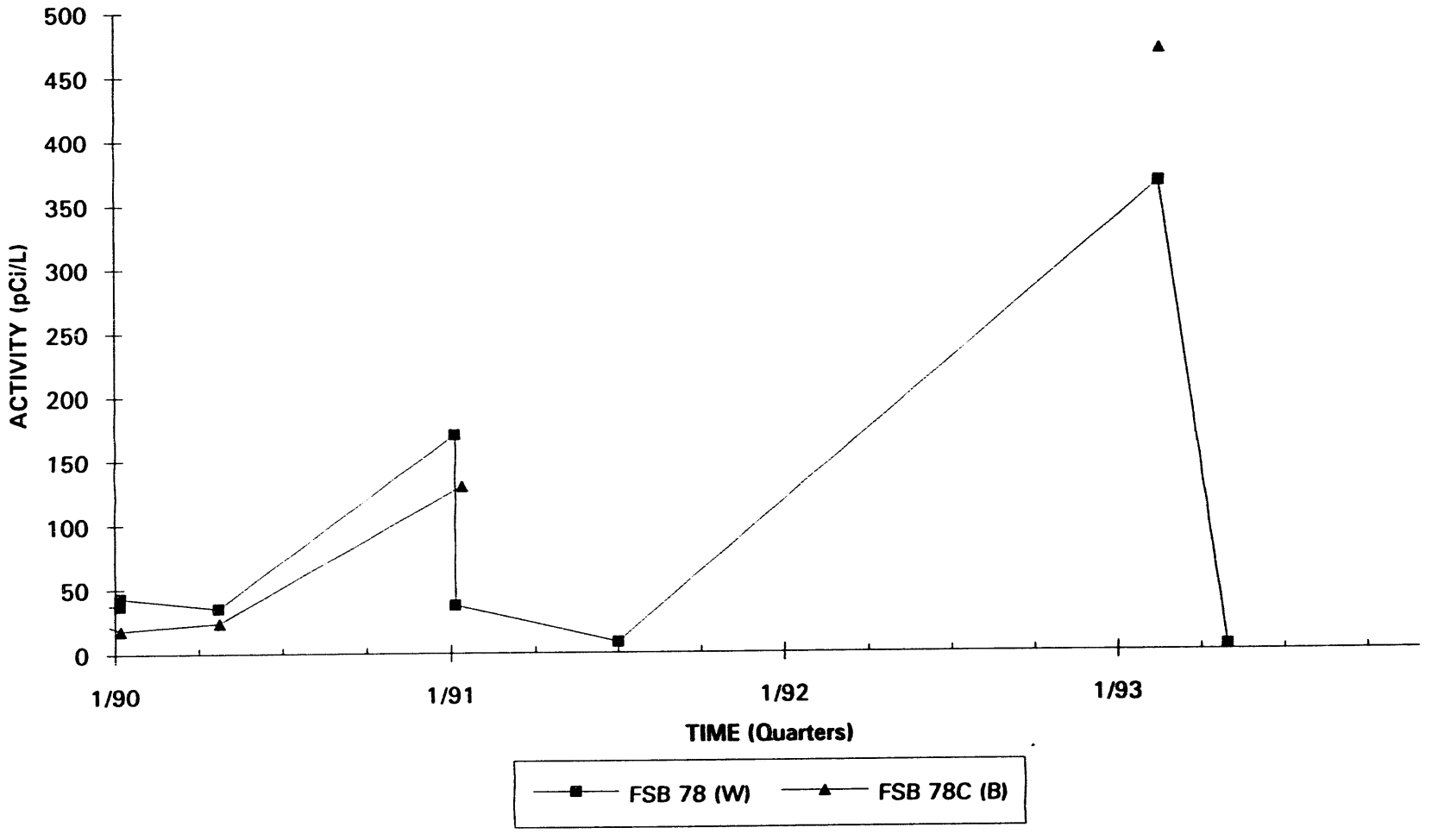

GWPS 20 pCi/L

Note: W = Water Table (IIB2); B = Barnwell (IIB1); M = McBean (IIB1); UC = Upper Congaree (IIA); MC = Middle Congaree (IIA); LC = Lower Congaree (IIA)

Radium-228 Activities
Well Cluster FSB 79

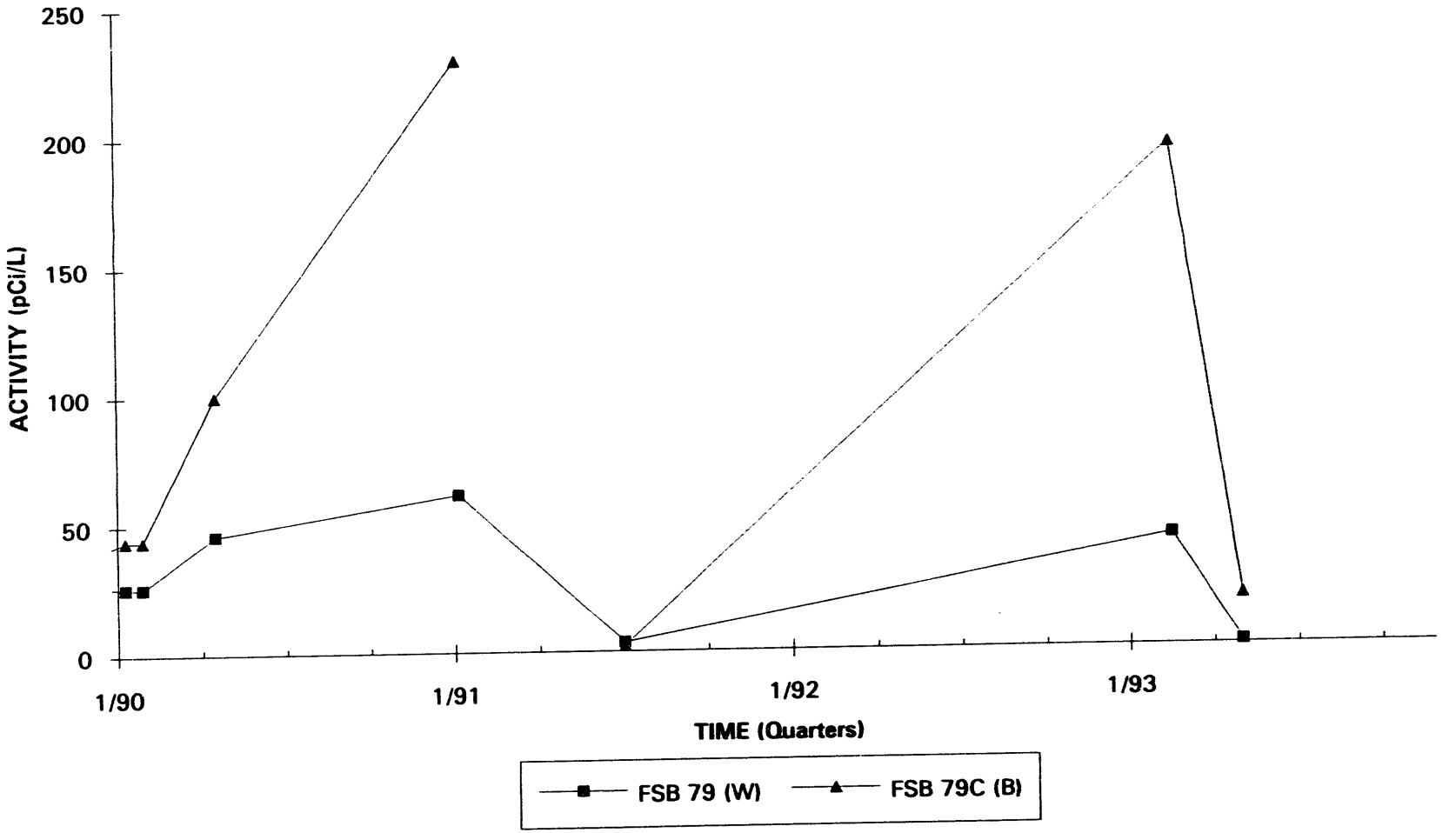

GWPS 20 pCi/L

Note: W = Water Table (IIB2); B = Barnwell (IIB1); M = McBean (IIB1); UC = Upper Congaree (IIA); MC = Middle Congaree (IIA); LC = Lower Congaree (IIA)

Radium-228 Activities
Well FSB 89D

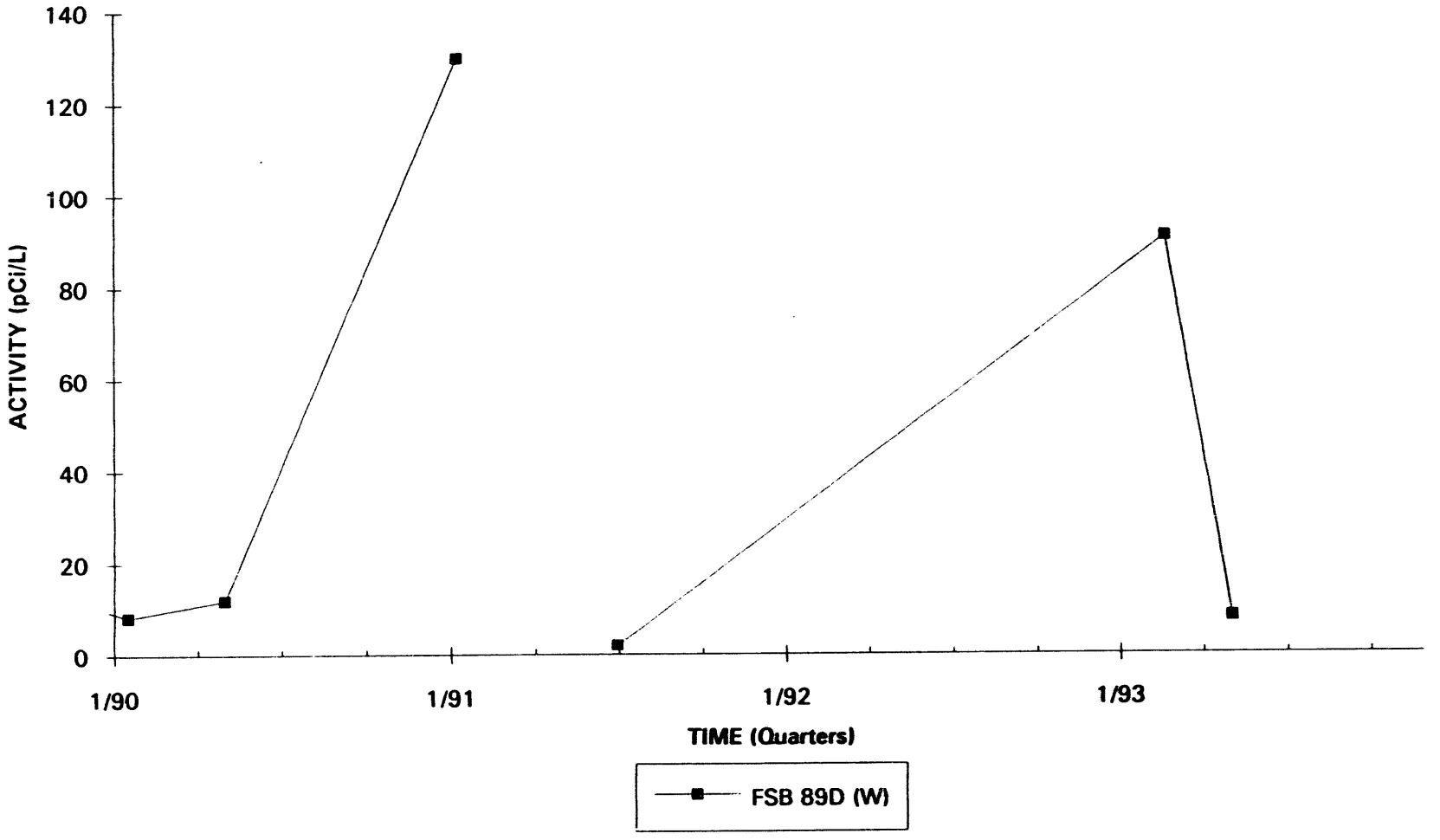

GWPS 20 pCi/L

Note: W = Water Table (IIB2); B = Barnwell (IIB1); M = McBean (IIB1); UC = Upper Congaree (IIA); MC = Middle Congaree (IIA); LC = Lower Congaree (IIA)

Radium-228 Activities
Well FSB 90D

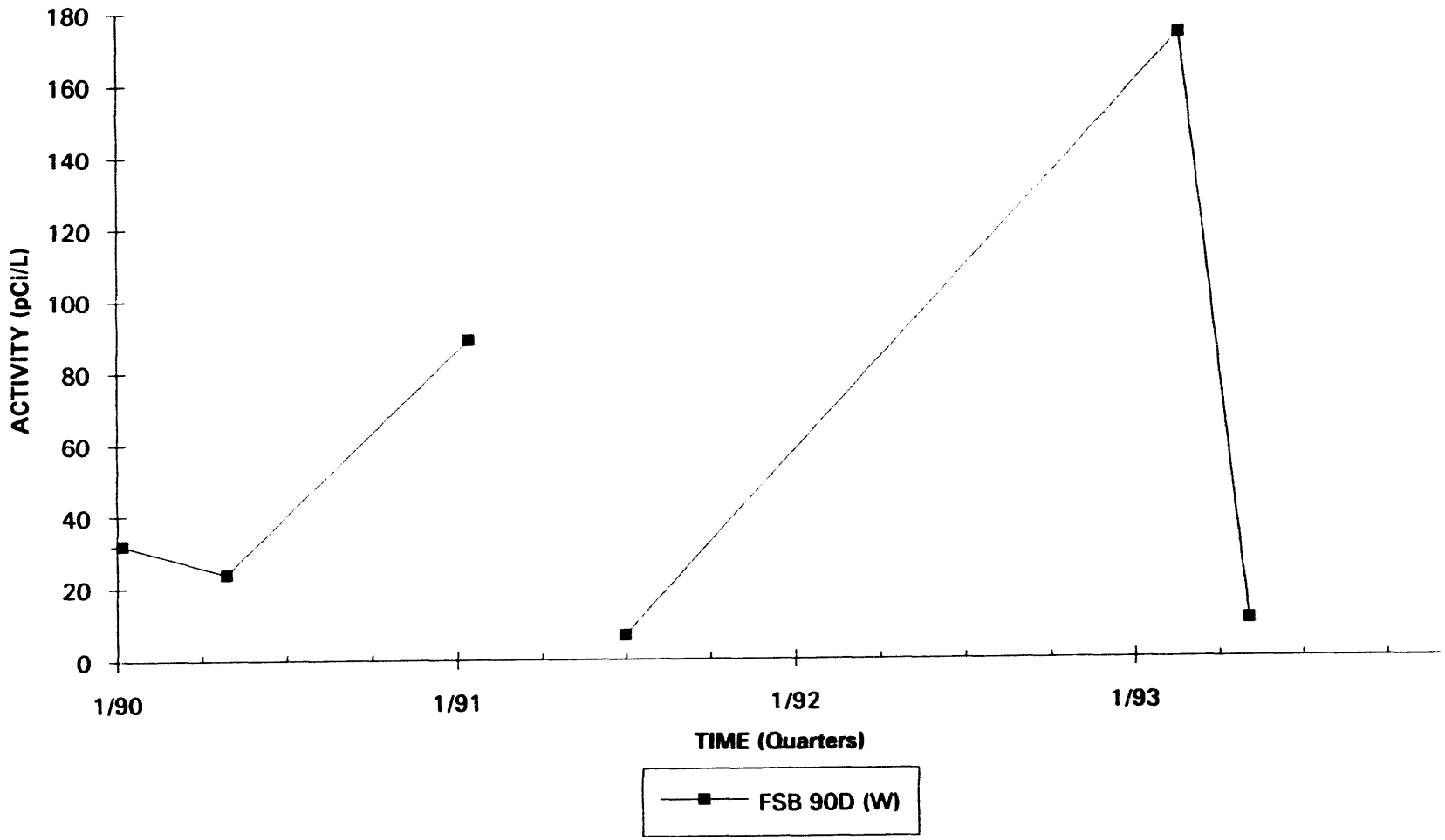

GWPS 20 pCi/L

Note: W = Water Table (IIB2); B = Barnwell (IIB1); M = McBean (IIB1); UC = Upper Congaree (IIA); MC = Middle Congaree (IIA); LC = Lower Congaree (IIA)

Radium-228 Activities
Well Cluster FSB 91

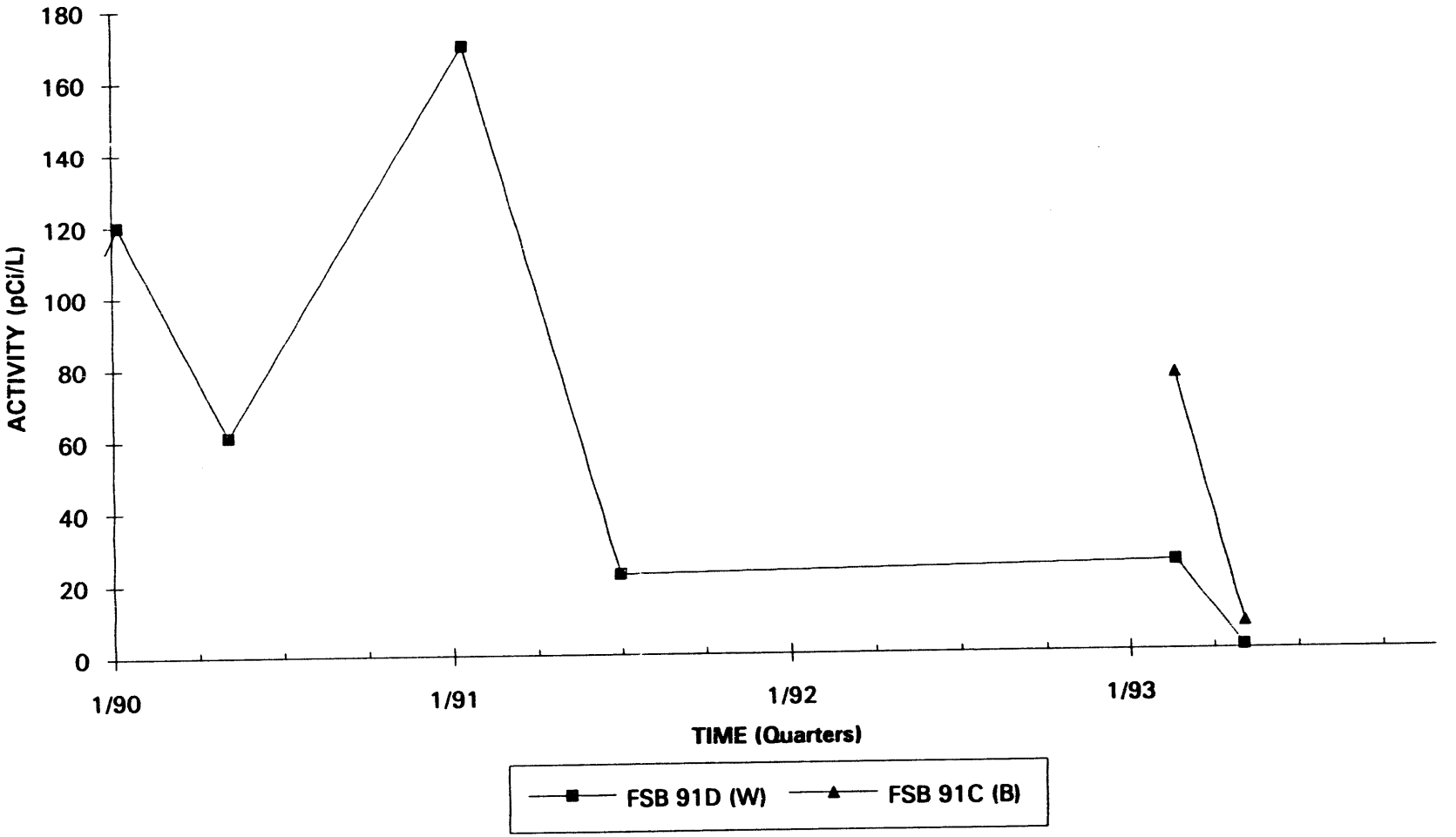

GWPS 20 pCi/L

Note: W = Water Table (IIB2); B = Barnwell (IIB1); M = McBean (IIB1); UC = Upper Congaree (IIA); MC = Middle Congaree (IIA); LC = Lower Congaree (IIA)

Radium-228 Activities
Well FSB 92D

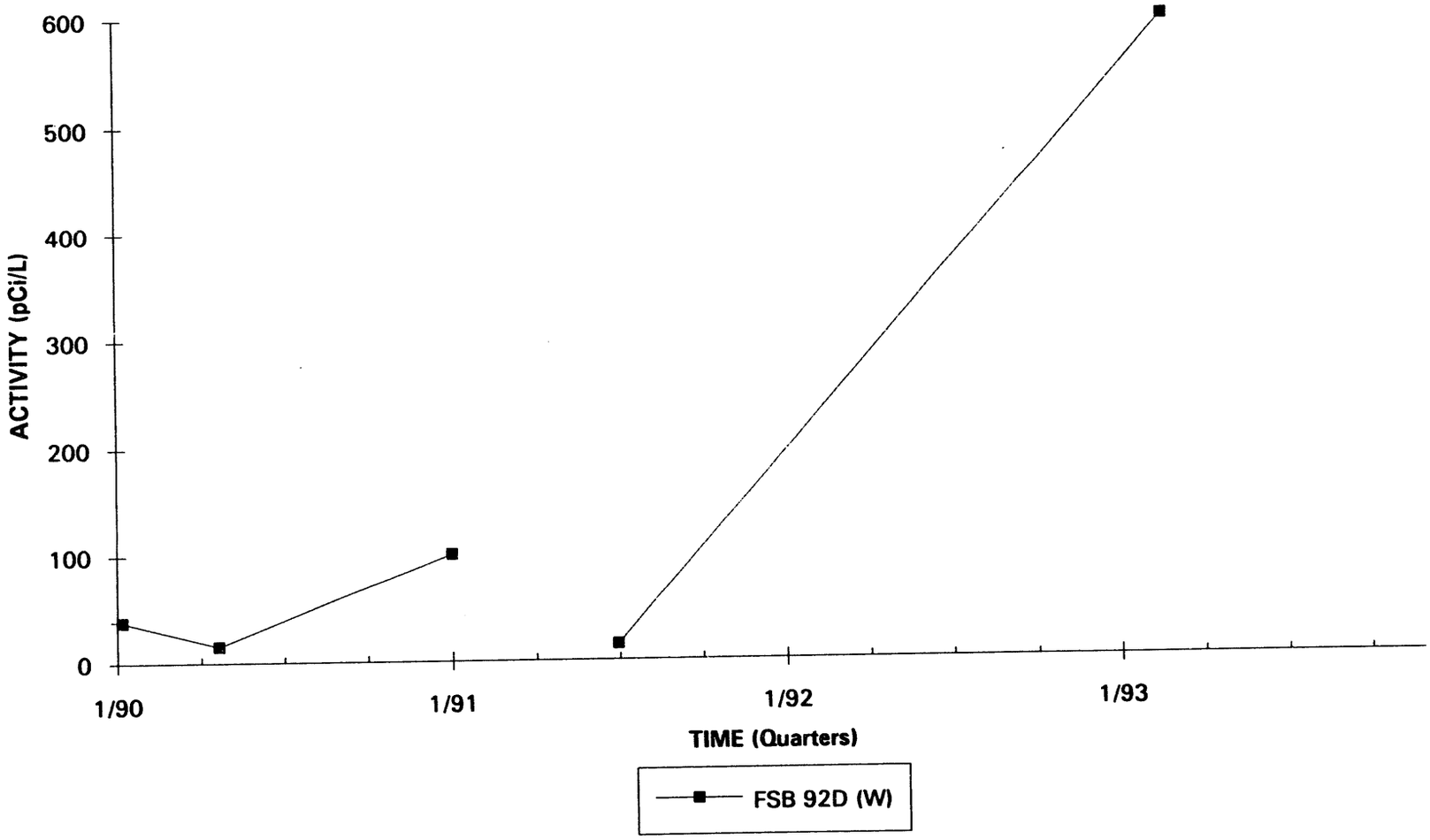

GWPS 20 pCi/L

Note: W = Water Table (IIB2); B = Barnwell (IIB1); M = McBean (IIB1); UC = Upper Congaree (IIA); MC = Middle Congaree (IIA); LC = Lower Congaree (IIA)

Radium-228 Activities
Well FSB106C

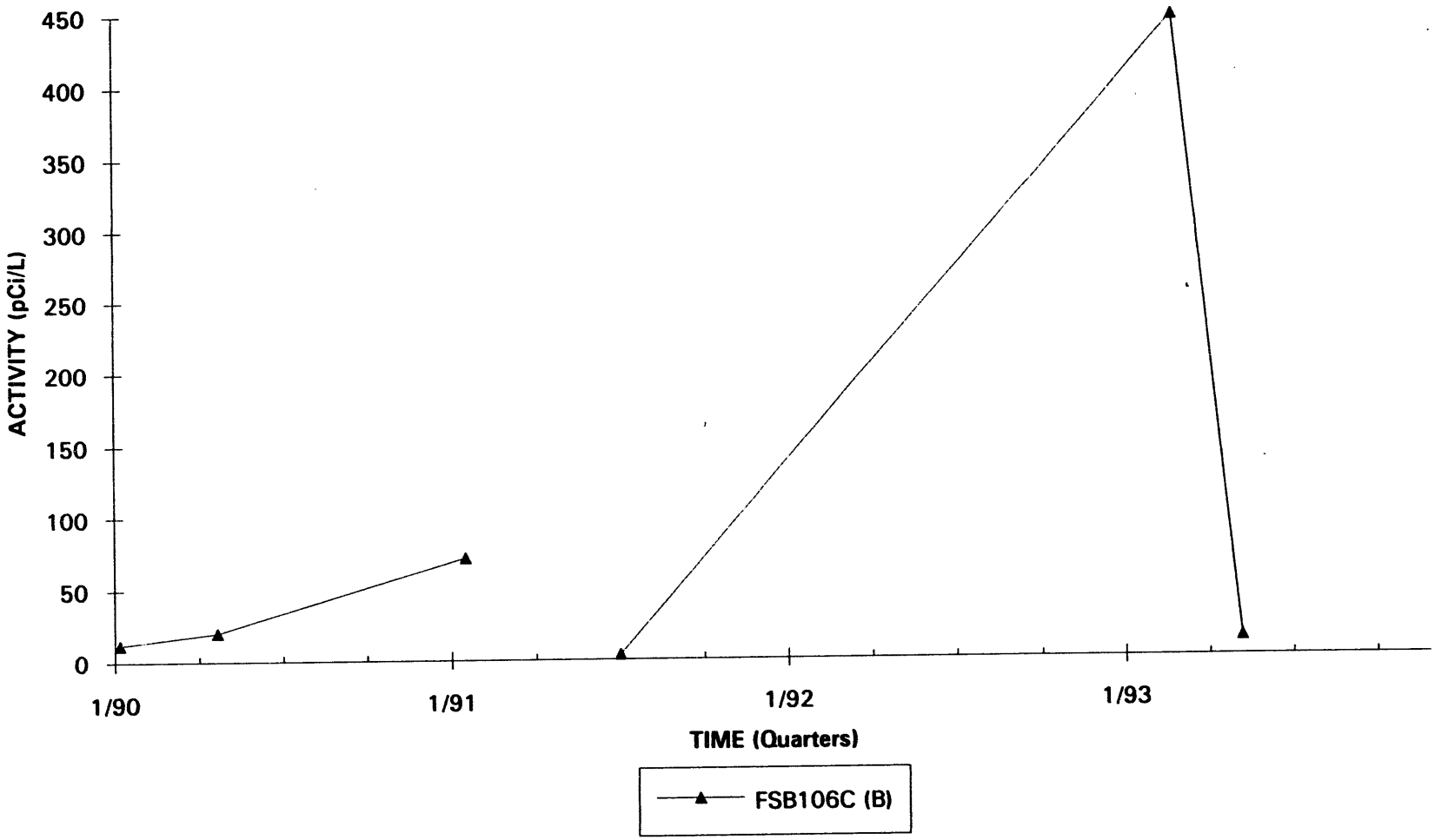

GWPS 20 pCi/L

Note: W = Water Table (IIB2); B = Barnwell (IIB1); M = McBean (IIB1); UC = Upper Congaree (IIA); MC = Middle Congaree (IIA); LC = Lower Congaree (IIA)

Radium-228 Activities
Well FSB110D

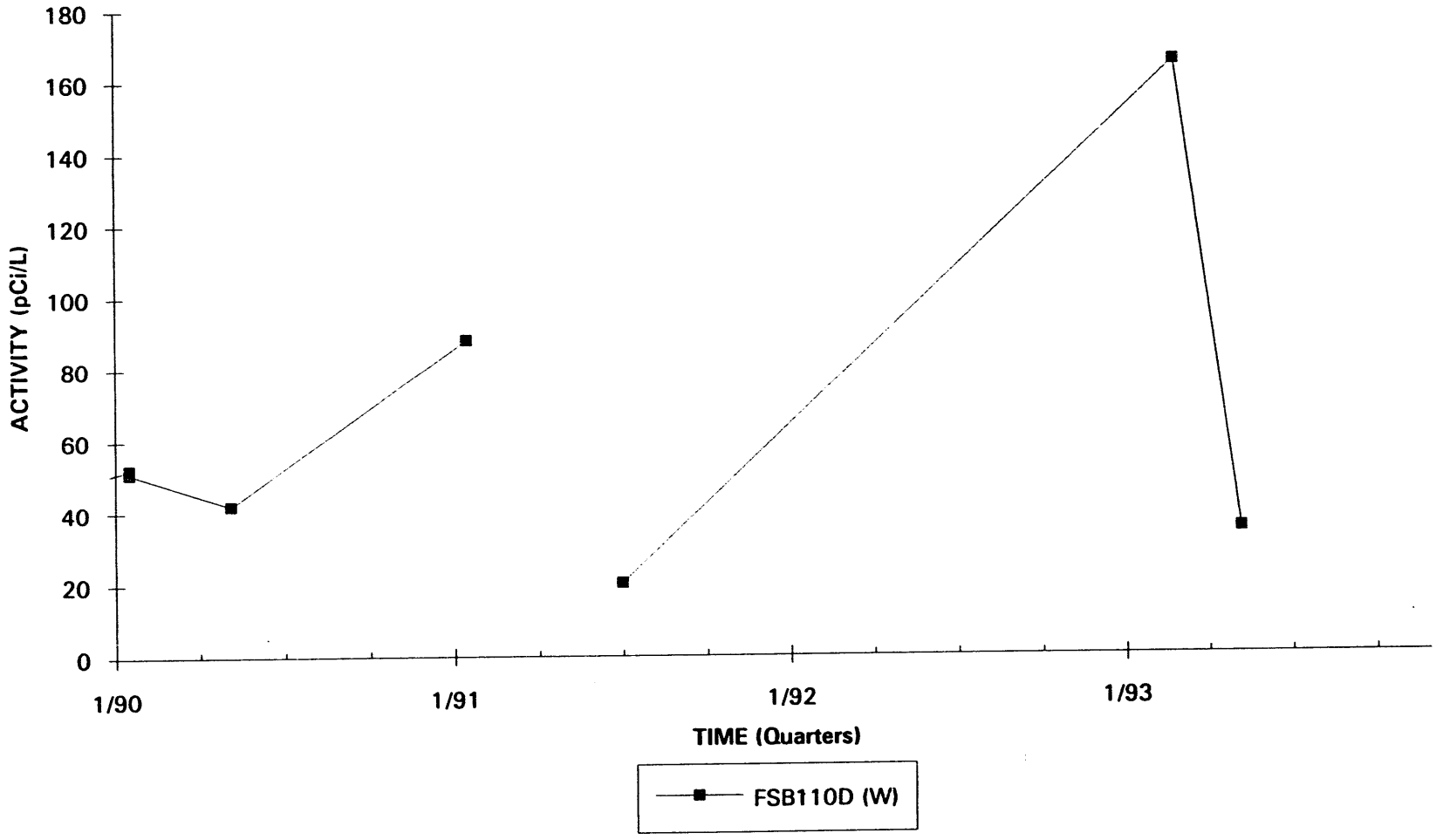

GWPS 20 pCi/L

Note: W = Water Table (IIB2); B = Barnwell (IIB1); M = McBean (IIB1); UC = Upper Congaree (IIA); MC = Middle Congaree (IIA); LC = Lower Congaree (IIA)

Radium-228 Activities
Well Cluster FSB112

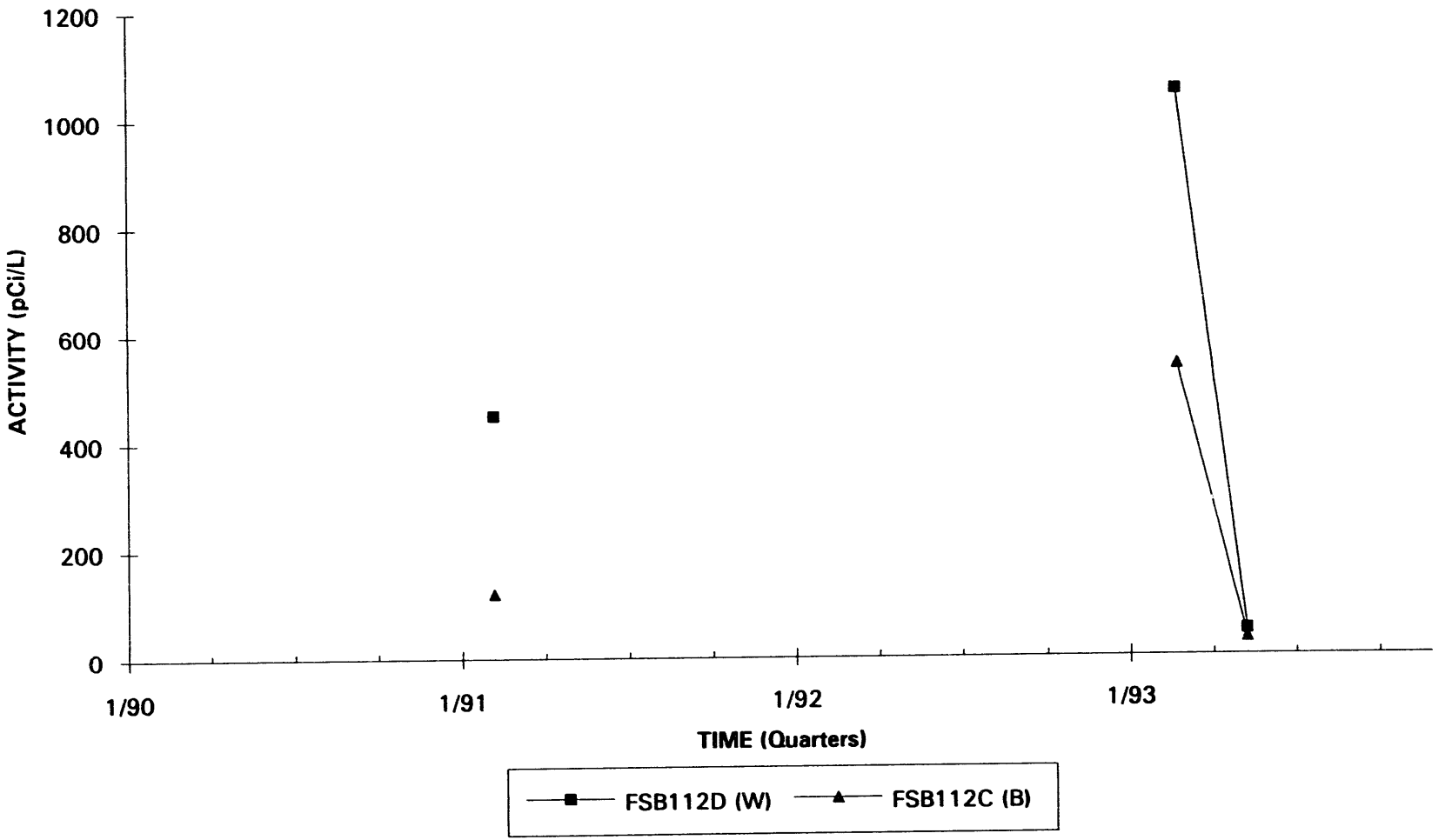

GWPS 20 pCi/L

Note: W=Water Table (IIB2); B=Barnwell (IIB1); M=McBean (IIB1); UC=Upper Congaree (IIA); MC=Middle Congaree (IIA); LC=Lower Congaree (IIA)

Tritium Activities
Well Cluster FSB 79

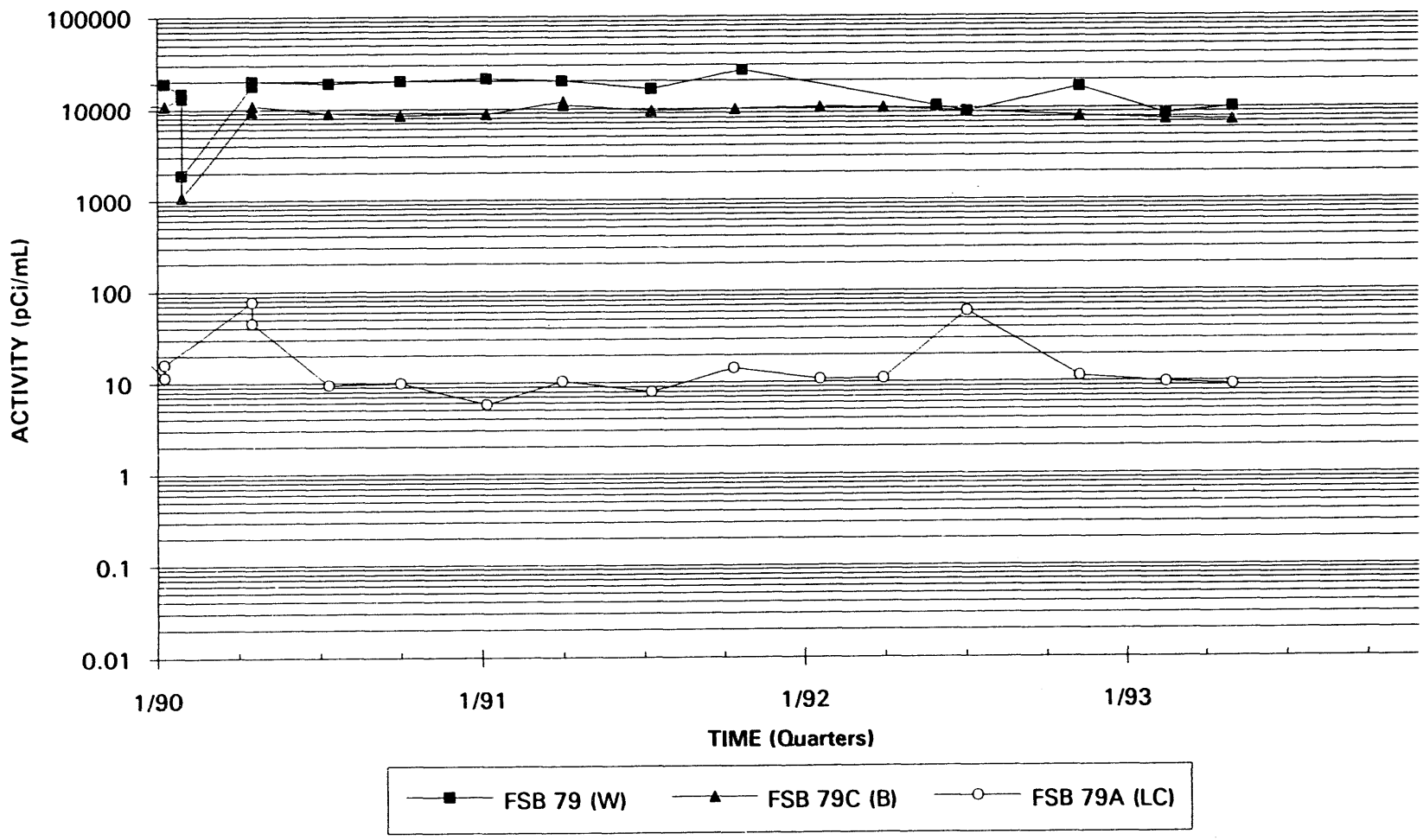

GWPS 20 pCi/mL

Note: W = Water Table (IIB2); B = Barnwell (IIB1); M = McBean (IIB1); UC = Upper Congaree (IIA); MC = Middle Congaree (IIA); LC = Lower Congaree (IIA)

Tritium Activities
Well Cluster FSB 94

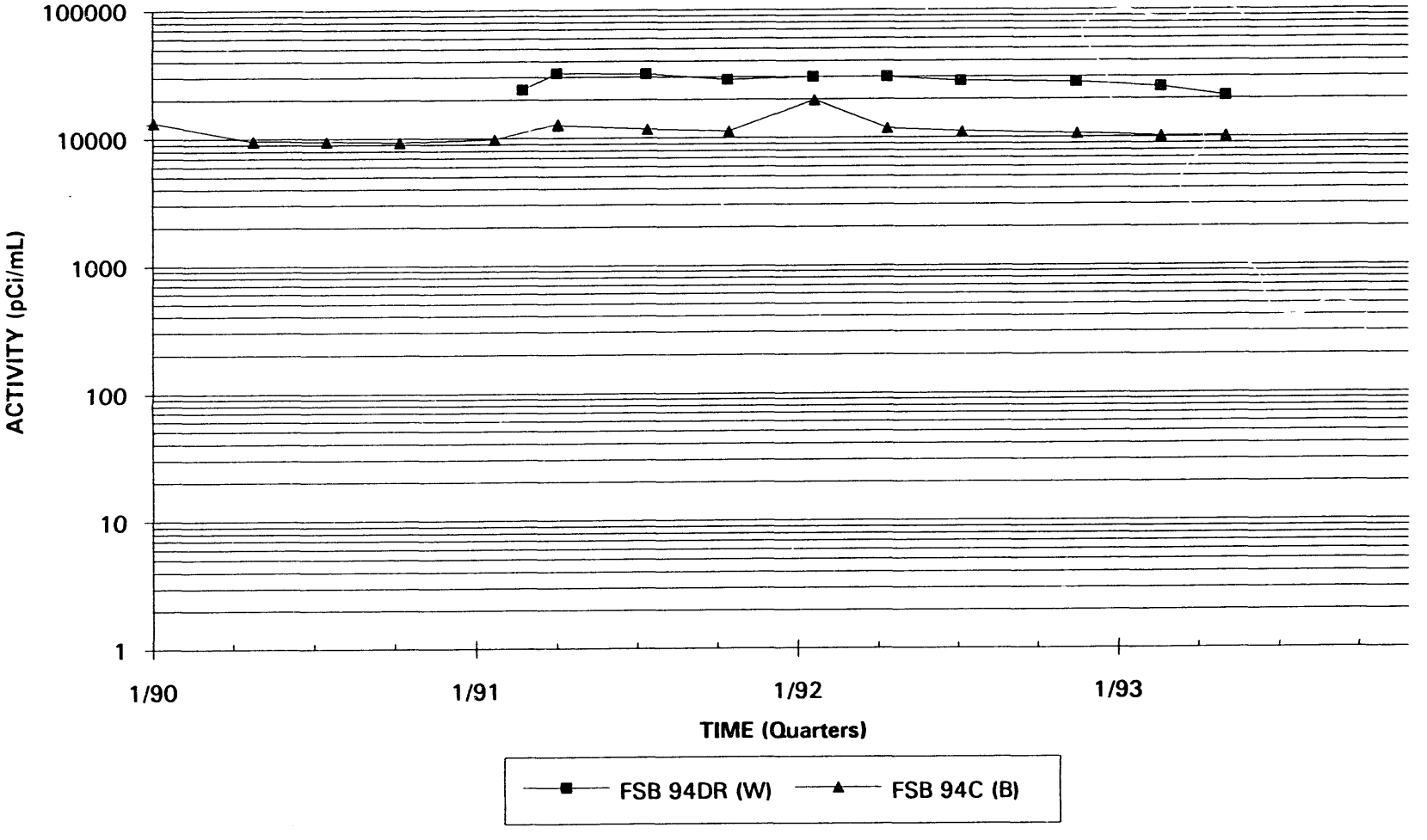

GWPS 20 pCi/mL

Note: W = Water Table (IIB2); B = Barnwell (IIB1); M = McBean (IIB1); UC = Upper Congaree (IIA); MC = Middle Congaree (IIA); LC = Lower Congaree (IIA)

Tritium Activities
Well Cluster FSB 97

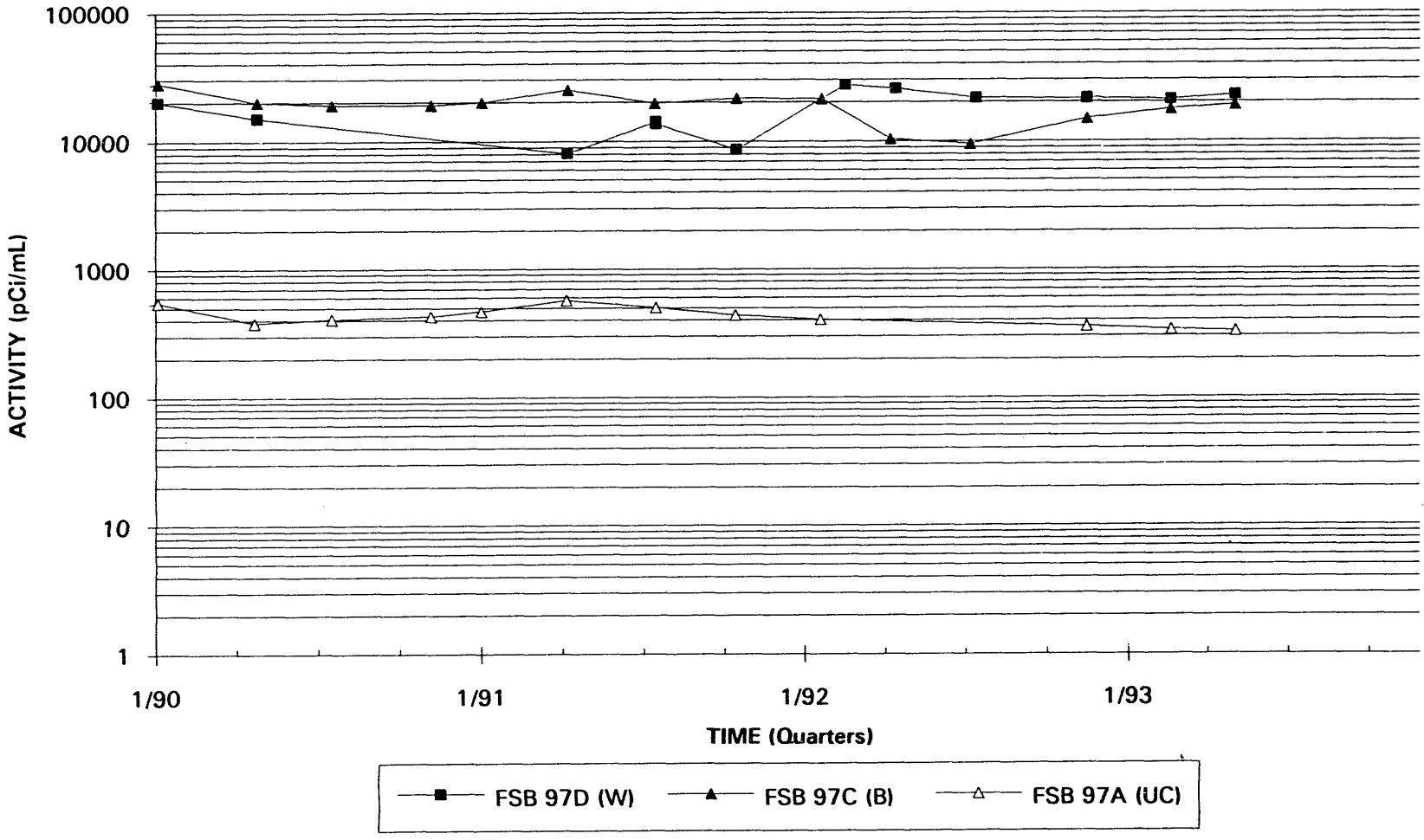

GWPS 20 pCi/mL

Note: W = Water Table (IIB2); B = Barnwell (IIB1); M = McBean (IIB1); UC = Upper Congaree (IIA); MC = Middle Congaree (IIA); LC = Lower Congaree (IIA)

Tritium Activities
Well Cluster FSB 99

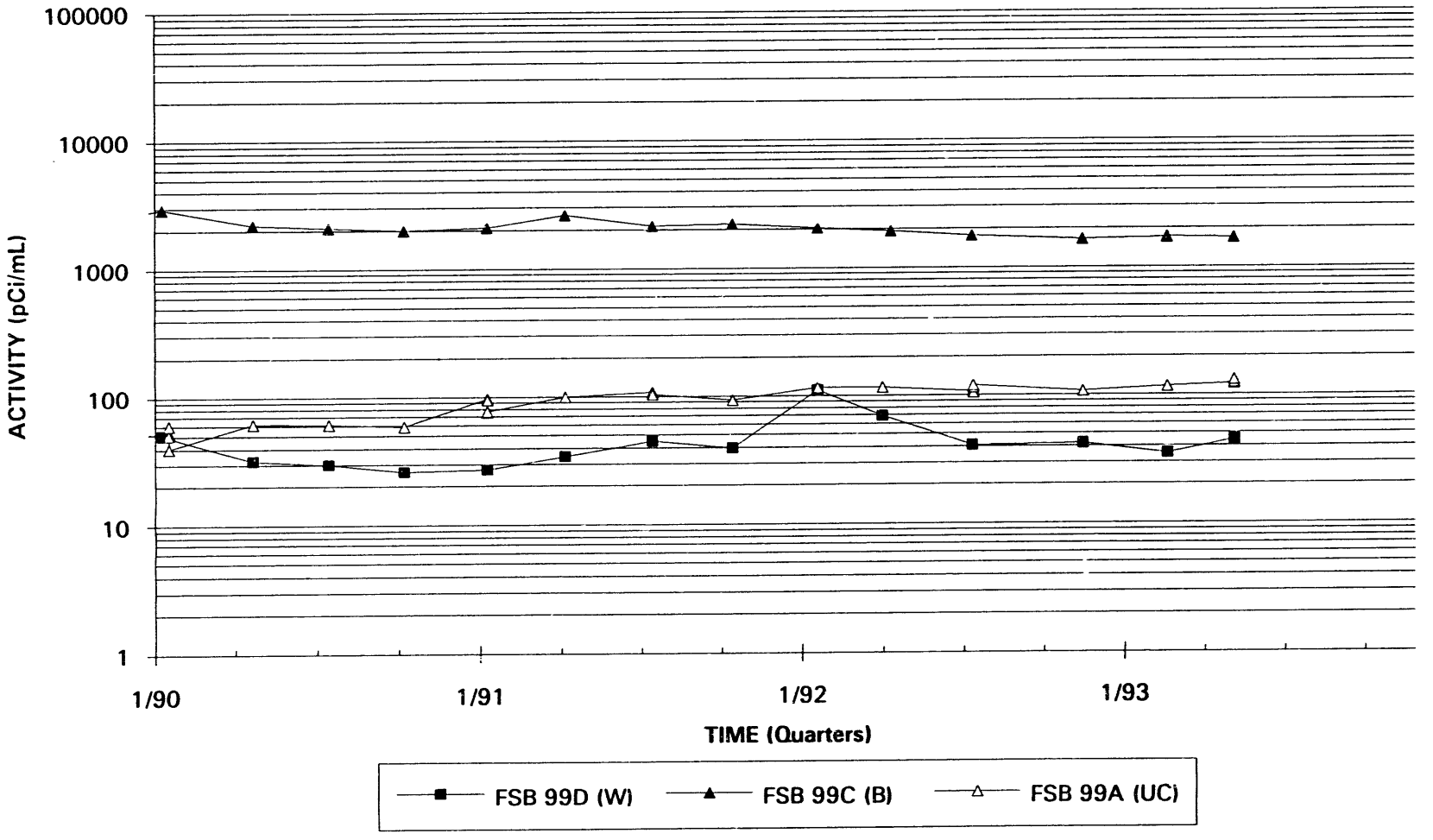

GWPS 20 pCi/mL

Note: W = Water Table (IIB2); B = Barnwell (IIB1); M = McBean (IIB1); UC = Upper Congaree (IIA); MC = Middle Congaree (IIA); LC = Lower Congaree (IIA)

Tritium Activities
Well FSB102C

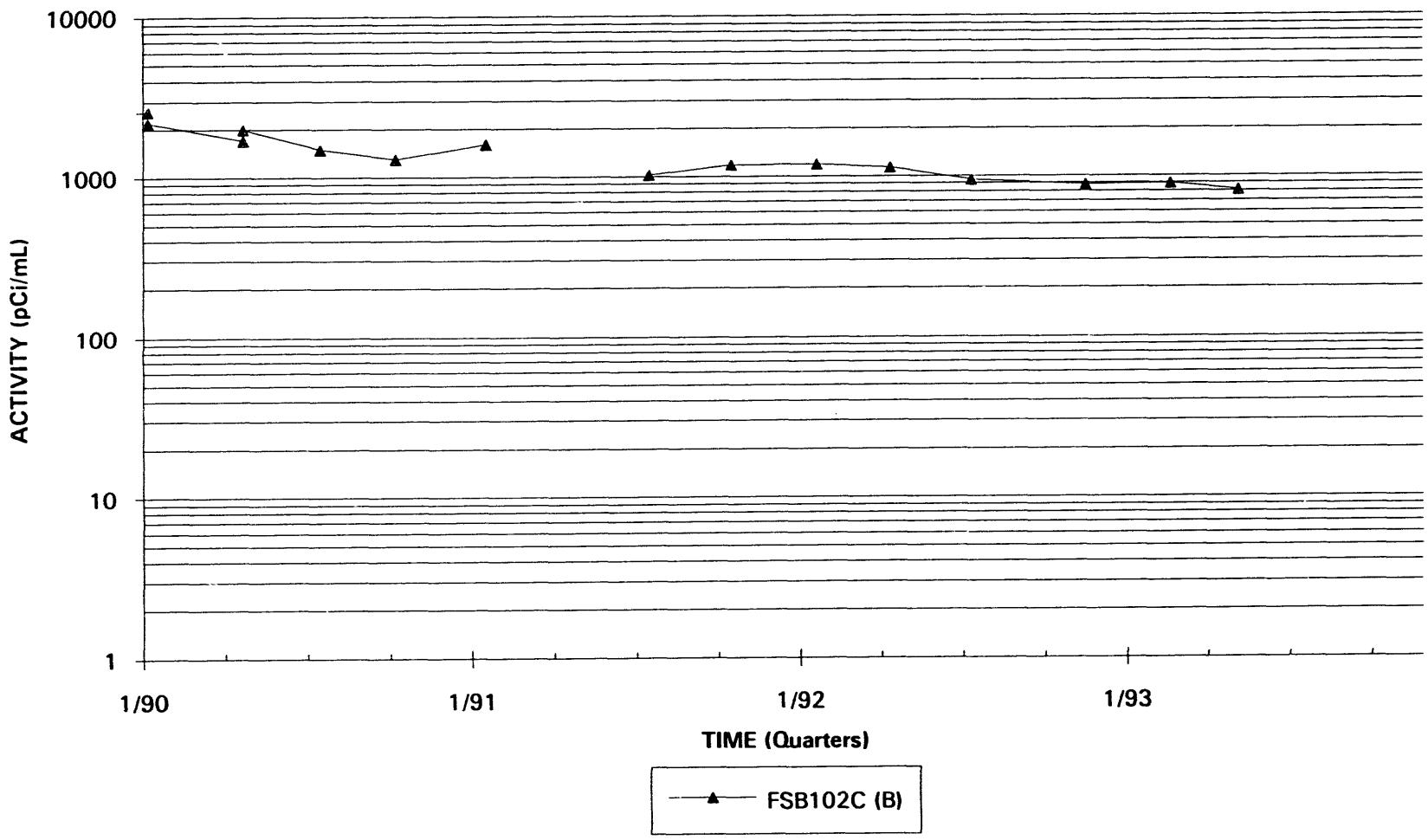

GWPS 20 pCi/mL

Note: W = Water Table (IIB2); B = Barnwell (IIB1); M = McBean (IIB1); UC = Upper Congaree (IIA); MC = Middle Congaree (IIA); LC = Lower Congaree (IIA)

Tritium Activities
Well Cluster FSB107

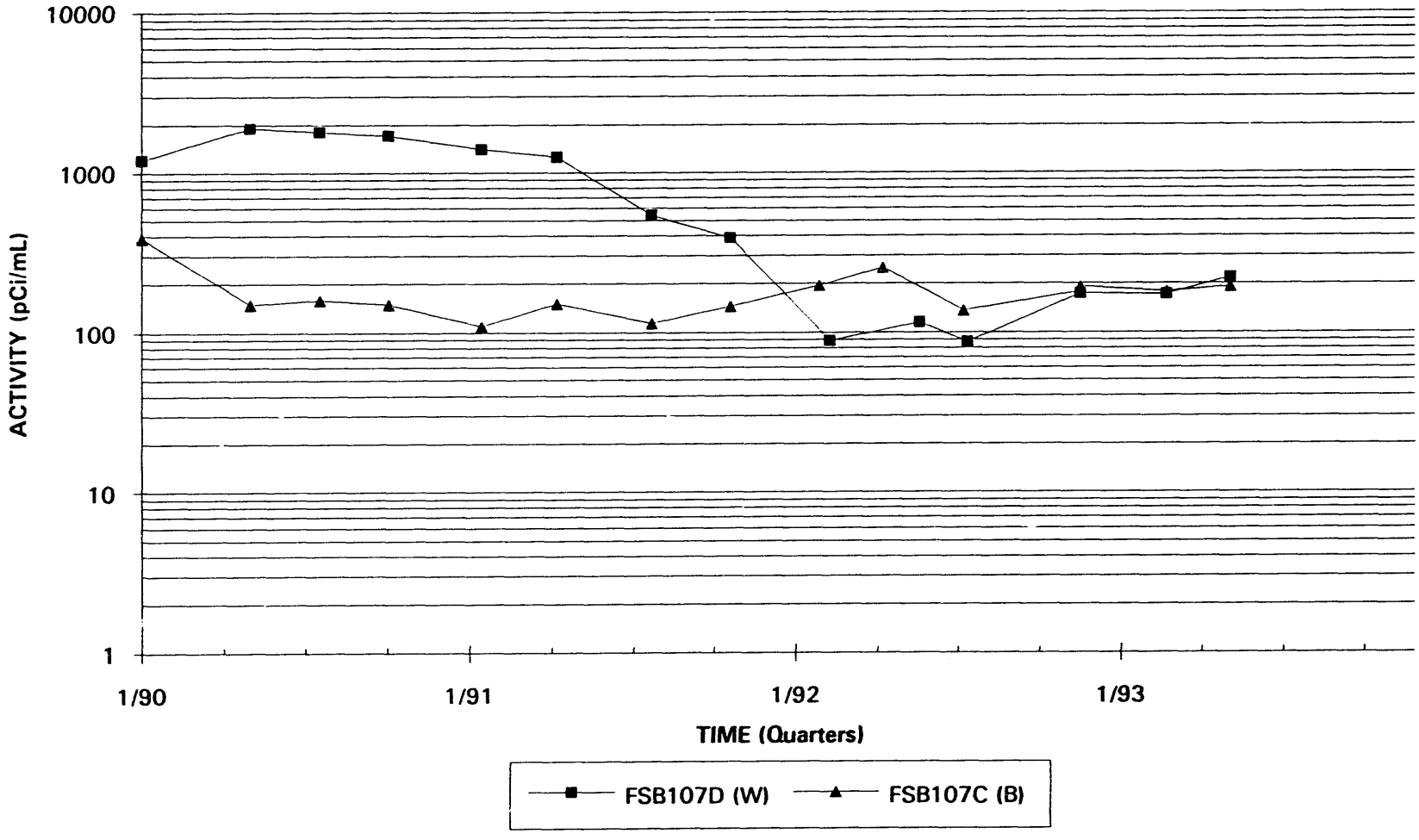

GWPS 20 pCi/mL

Note: W = Water Table (IIB2); B = Barnwell (IIB1); M = McBean (IIB1); UC = Upper Congaree (IIA); MC = Middle Congaree (IIA); LC = Lower Congaree (IIA)

Tritium Activities
Well FSB108D

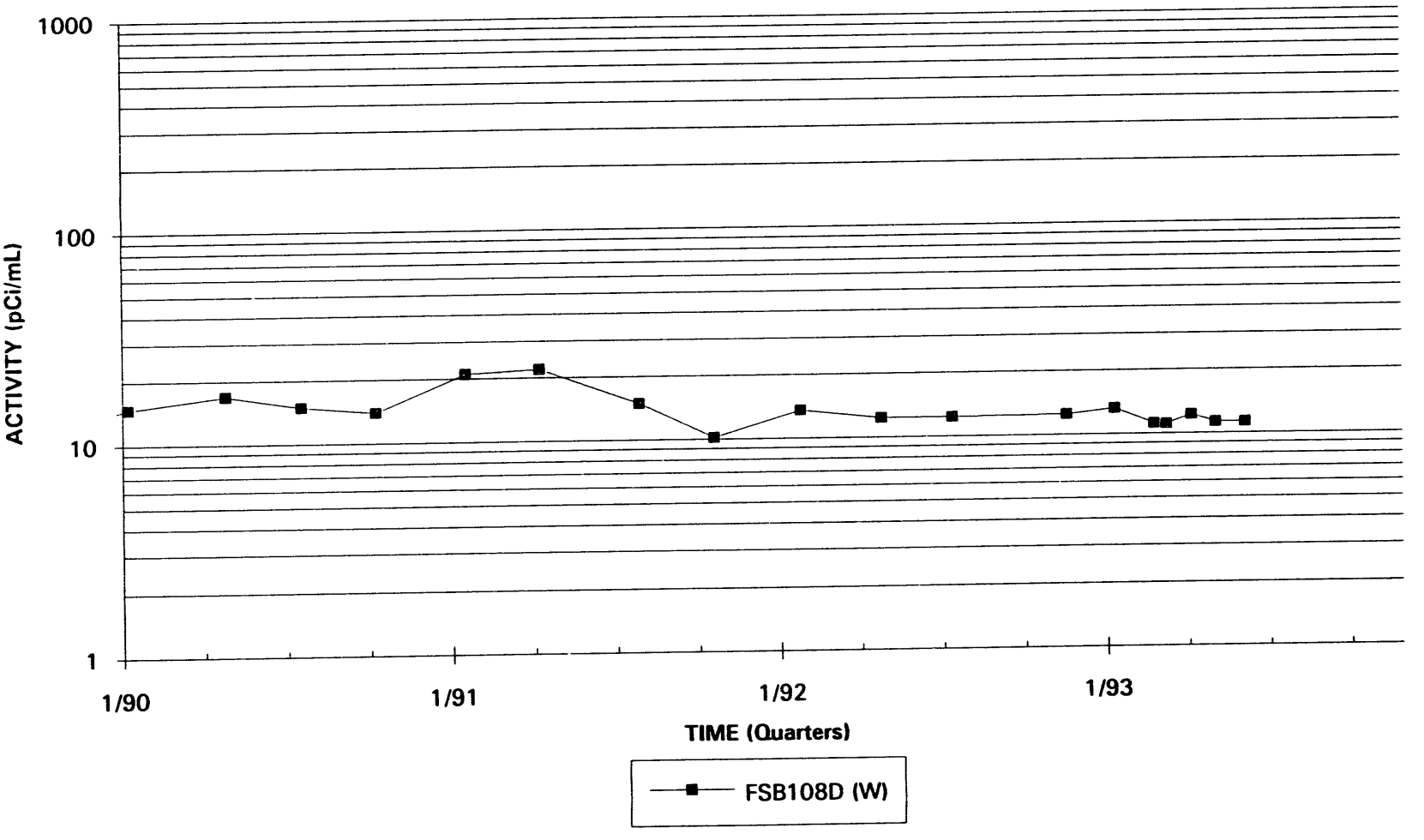

GWPS 20 pCi/mL

Note: W = Water Table (IIB2); B = Barnwell (IIB1); M = McBean (IIB1); UC = Upper Congaree (IIA); MC = Middle Congaree (IIA); LC = Lower Congaree (IIA)

Tritium Activities
Well Cluster FSB110

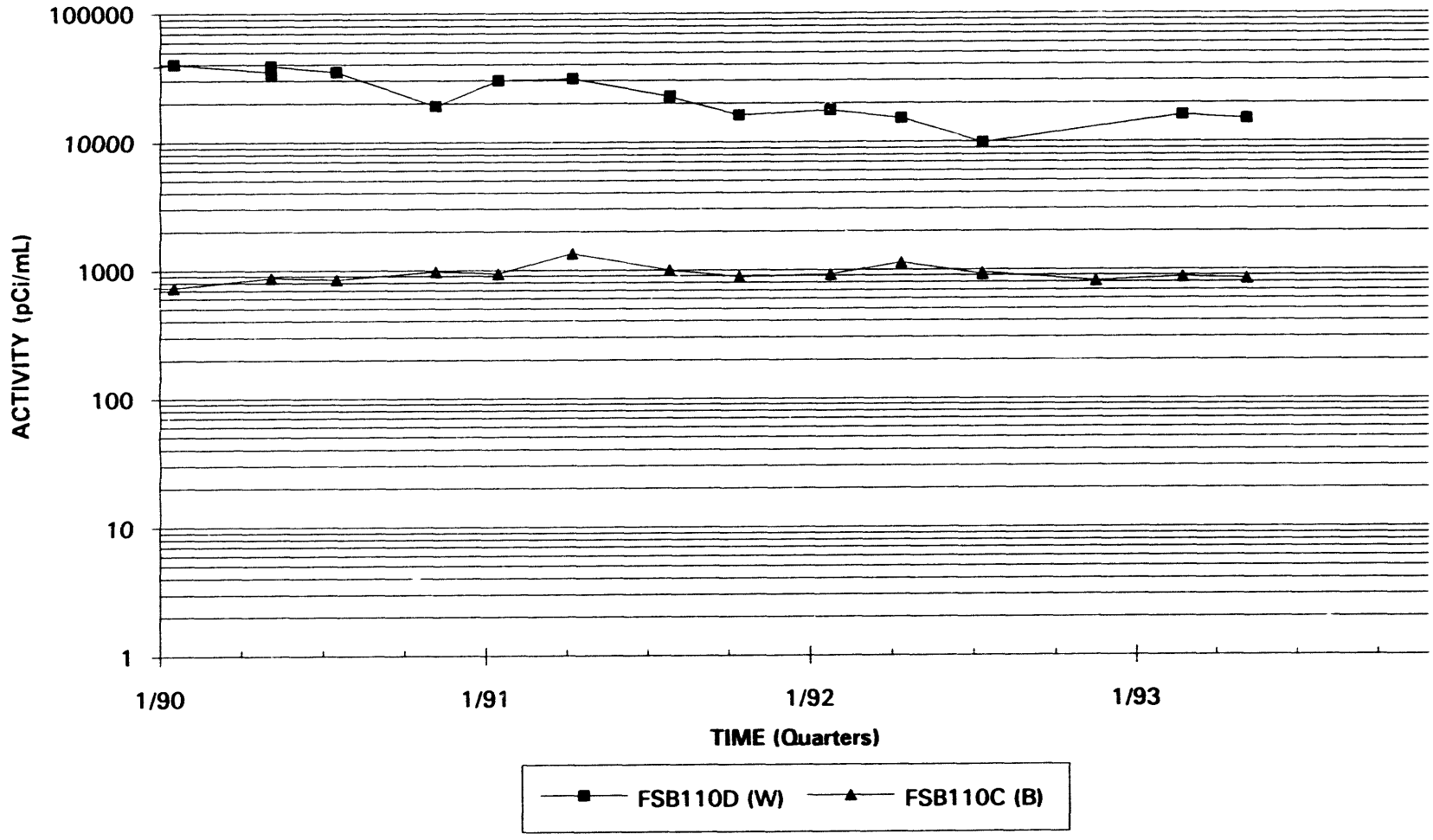

GWPS 20 pCi/mL

Note: W = Water Table (IIB2); B = Barnwell (IIB1); M = McBean (IIB1); UC = Upper Congaree (IIA); MC = Middle Congaree (IIA); LC = Lower Congaree (IIA)

Tritium Activities
Well Cluster FSB120

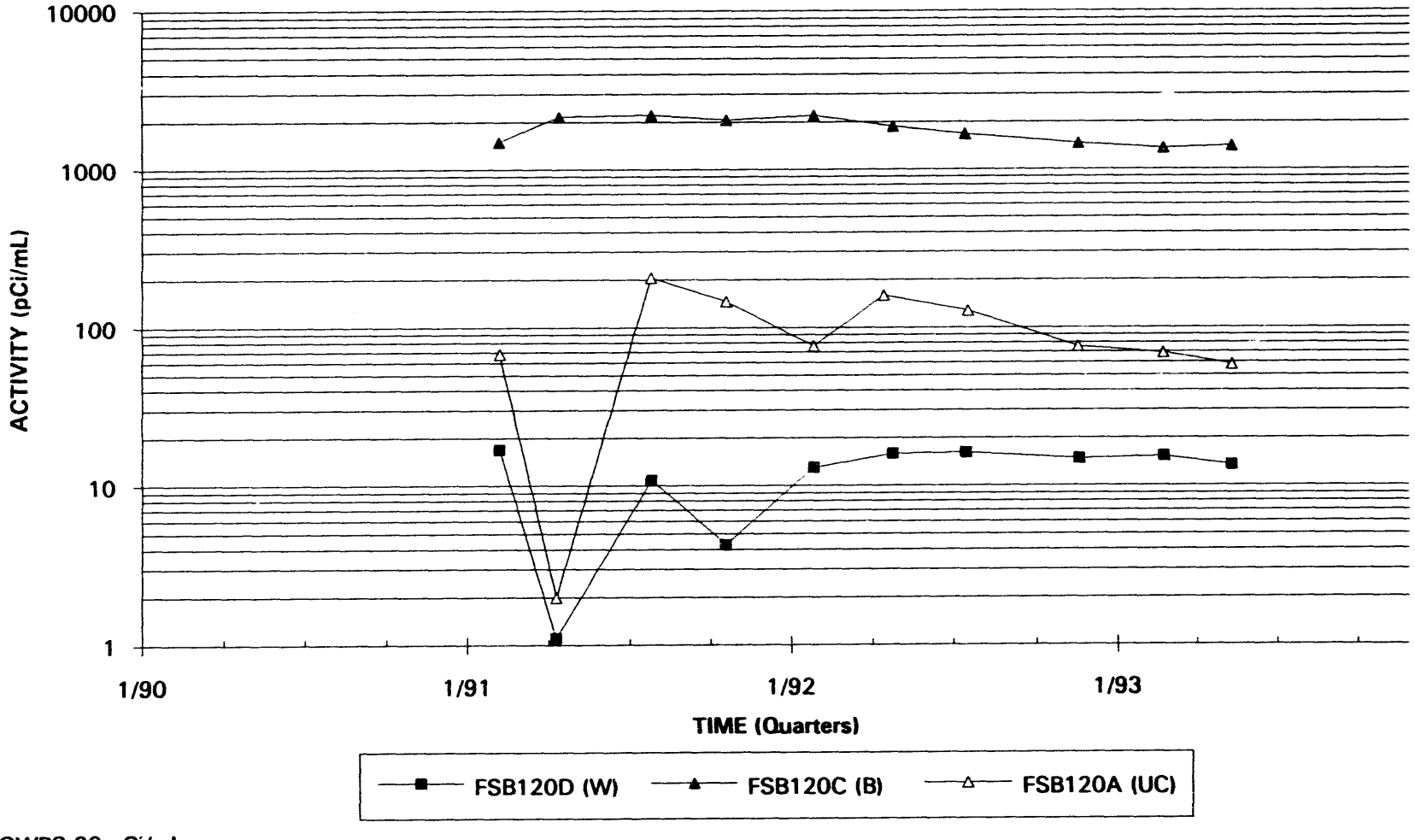

GWPS 20 pCi/mL

Note: W = Water Table (IIB2); B = Barnwell (IIB1); M = McBean (IIB1); UC = Upper Congaree (IIA); MC = Middle Congaree (IIA); LC = Lower Congaree (IIA)

Tritium Activities
Well Cluster FSB122

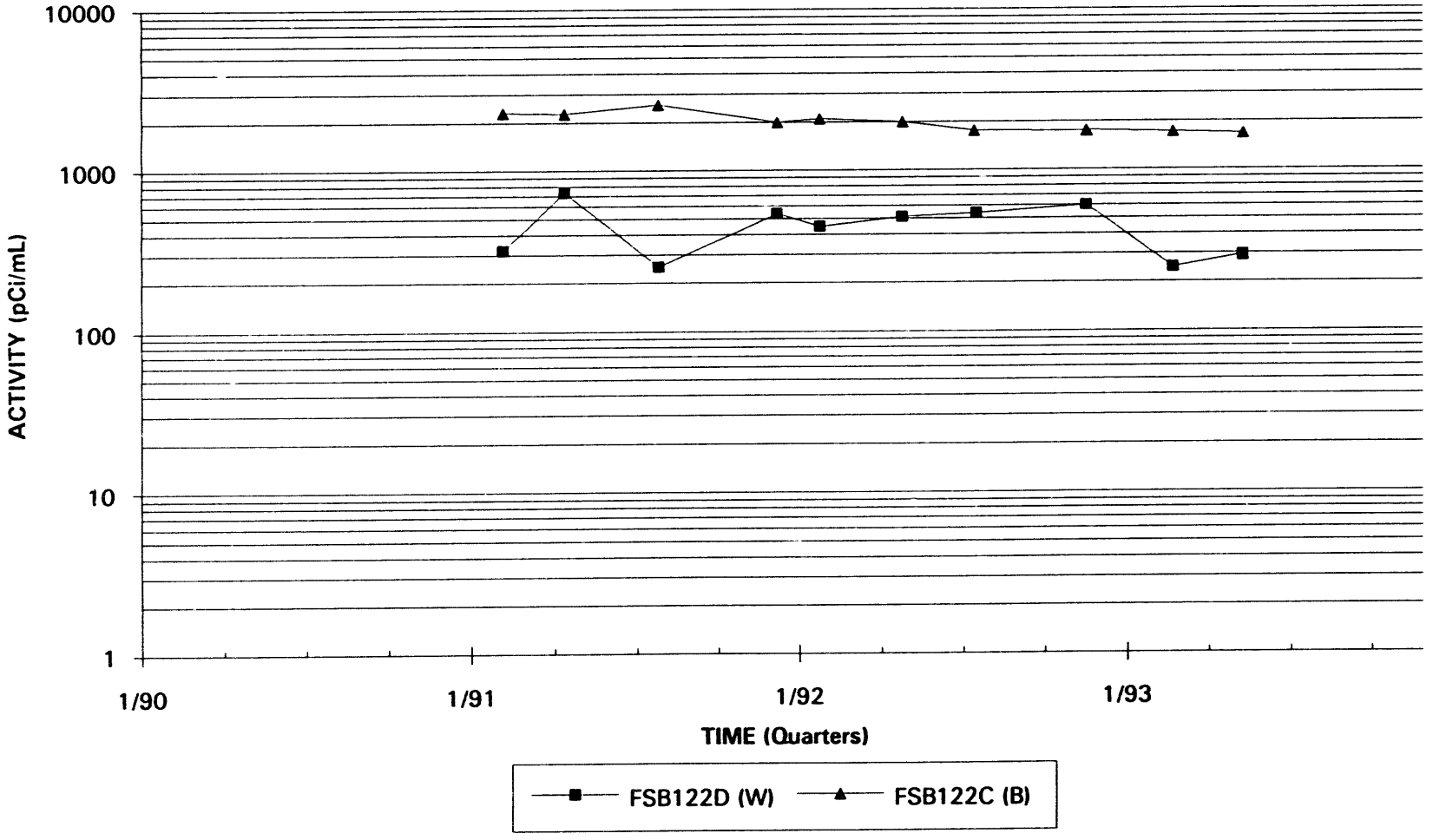

GWPS 20 pCi/mL

Note: W = Water Table (IIB2); B = Barnwell (IIB1); M = McBean (IIB1); UC = Upper Congaree (IIA); MC = Middle Congaree (IIA); LC = Lower Congaree (IIA)

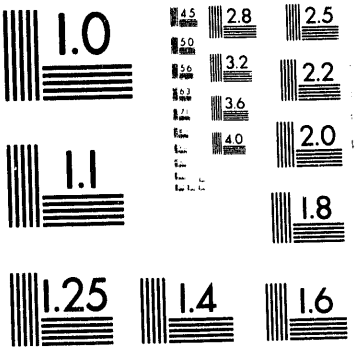
1.0
2.8
2.5
3.2
2.2
3.6
2.0
4.0
1.1
1.8
1.25
1.4
1.6

5 of 5

Appendix G – Hydrographs

Hydrograph
Well Cluster FSB 76

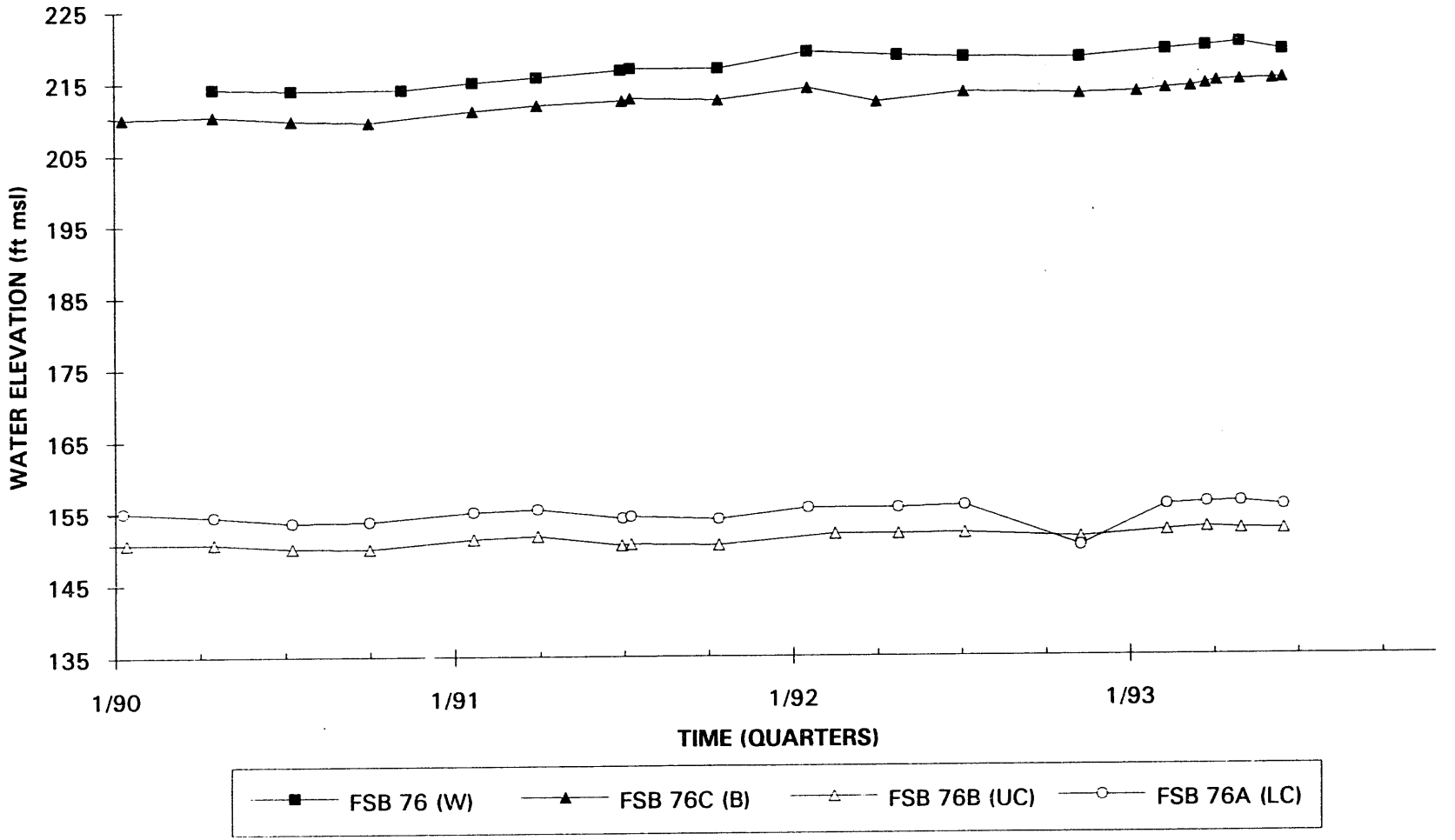

Note: W = Water Table (IIB2); B = Barnwell (IIB1); M = McBean (IIB1); UC = Upper Congaree (IIA); MC = Middle Congaree (IIA); LC = Lower Congaree (IIA)

Hydrograph
Well FSB 77

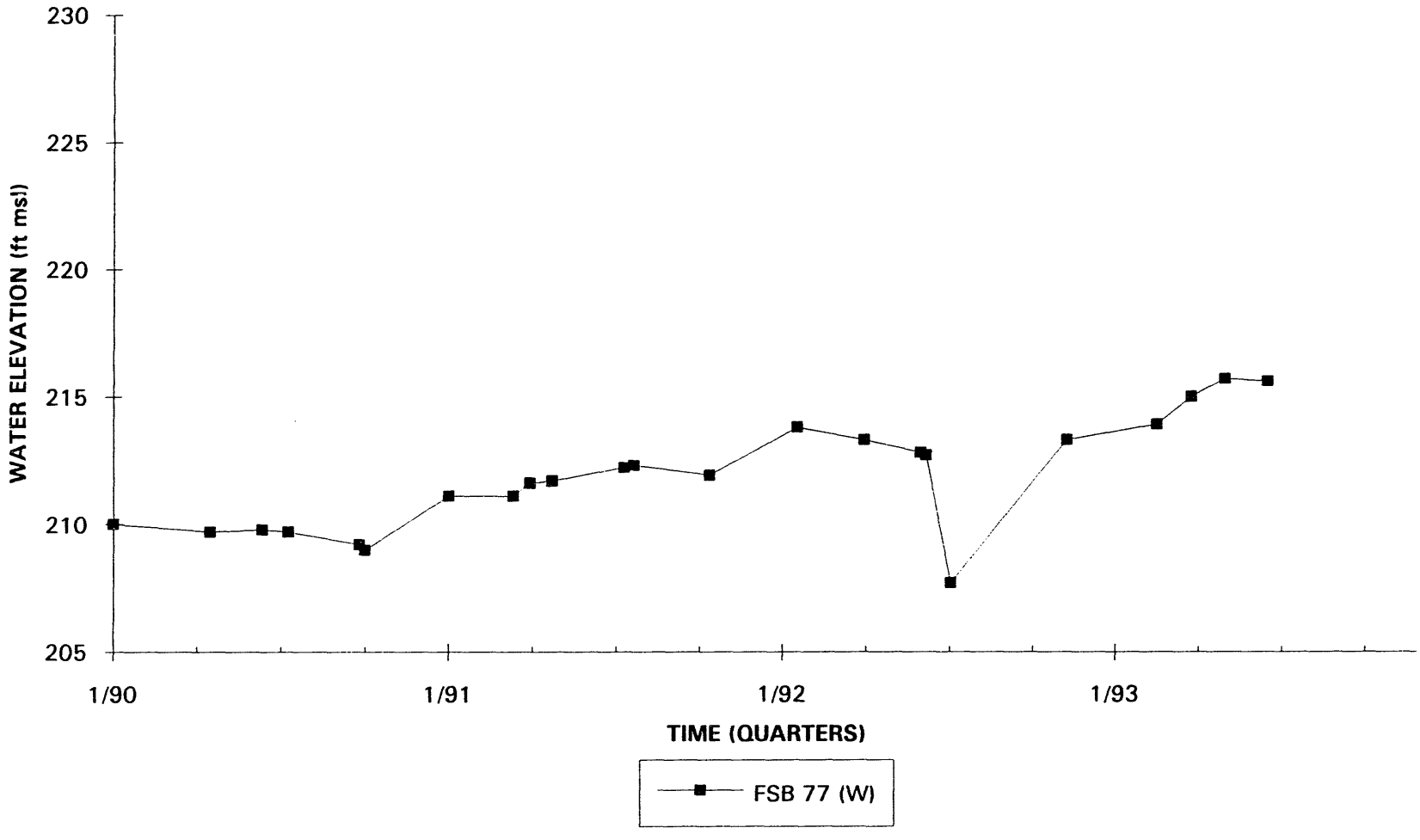

Note: W = Water Table (IIB2); B = Barnwell (IIB1); M = McBean (IIB1); UC = Upper Congaree (IIA); MC = Middle Congaree (IIA); LC = Lower Congaree (IIA)

Hydrograph
Well Cluster FSB 78

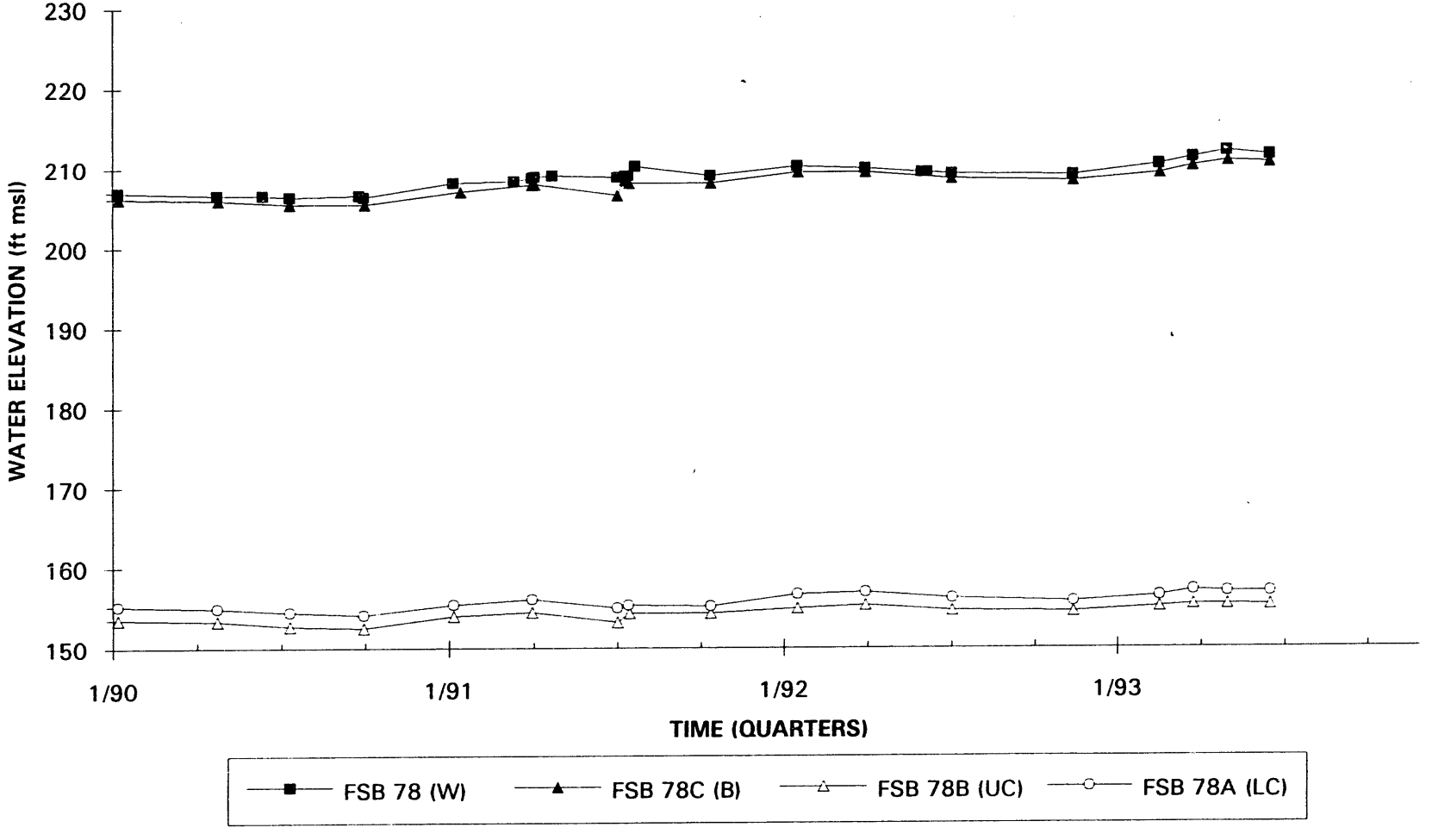

Note: W = Water Table (IIB2); B = Barnwell (IIB1); M = McBean (IIB1); UC = Upper Congaree (IIA); MC = Middle Congaree (IIA); LC = Lower Congaree (IIA)

Hydrograph
Well Cluster FSB 79

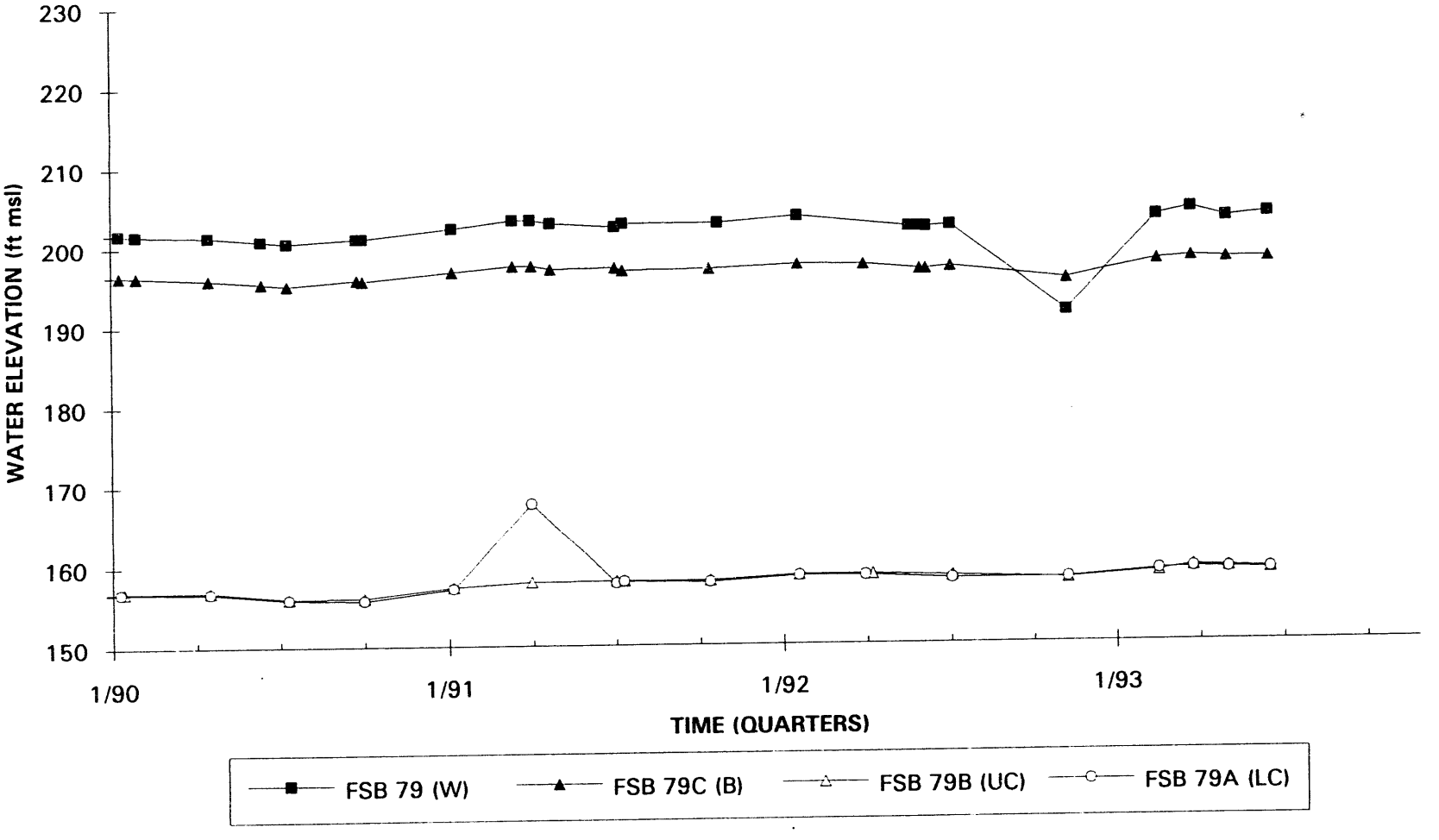

Note: W = Water Table (IIB2); B = Barnwell (IIB1); M = McBean (iIB1); UC = Upper Congaree (IIA); MC = Middle Congaree (IIA); LC = Lower Congaree (IIA)

Hydrograph
Well Cluster FSB 87

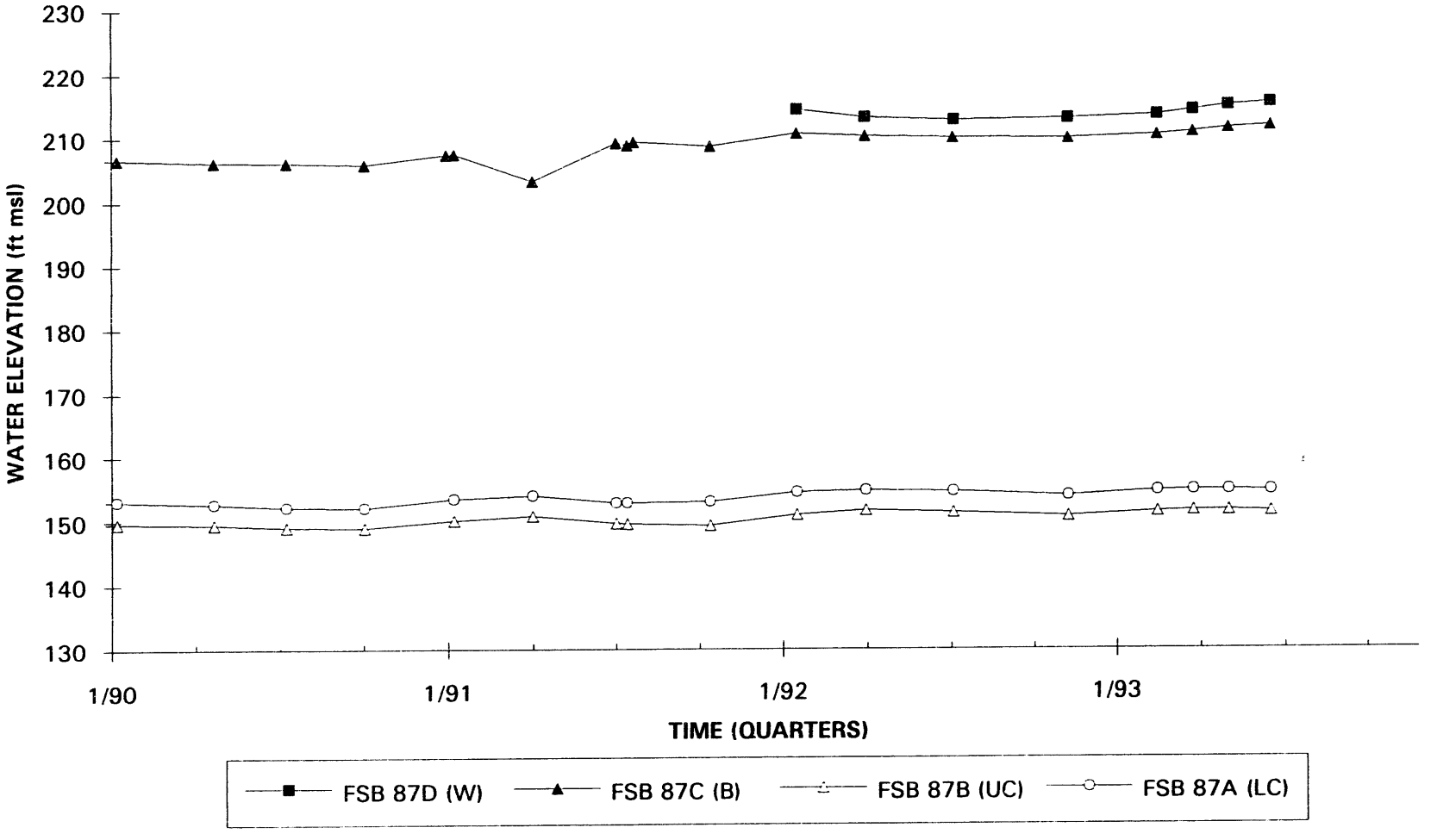

Note: W = Water Table (IIB2); B = Barnwell (IIB1); M = McBean (IIB1); UC = Upper Congaree (IIA); MC = Middle Congaree (IIA); LC = Lower Congaree (IIA)

Hydrograph
Well Cluster FSB 88

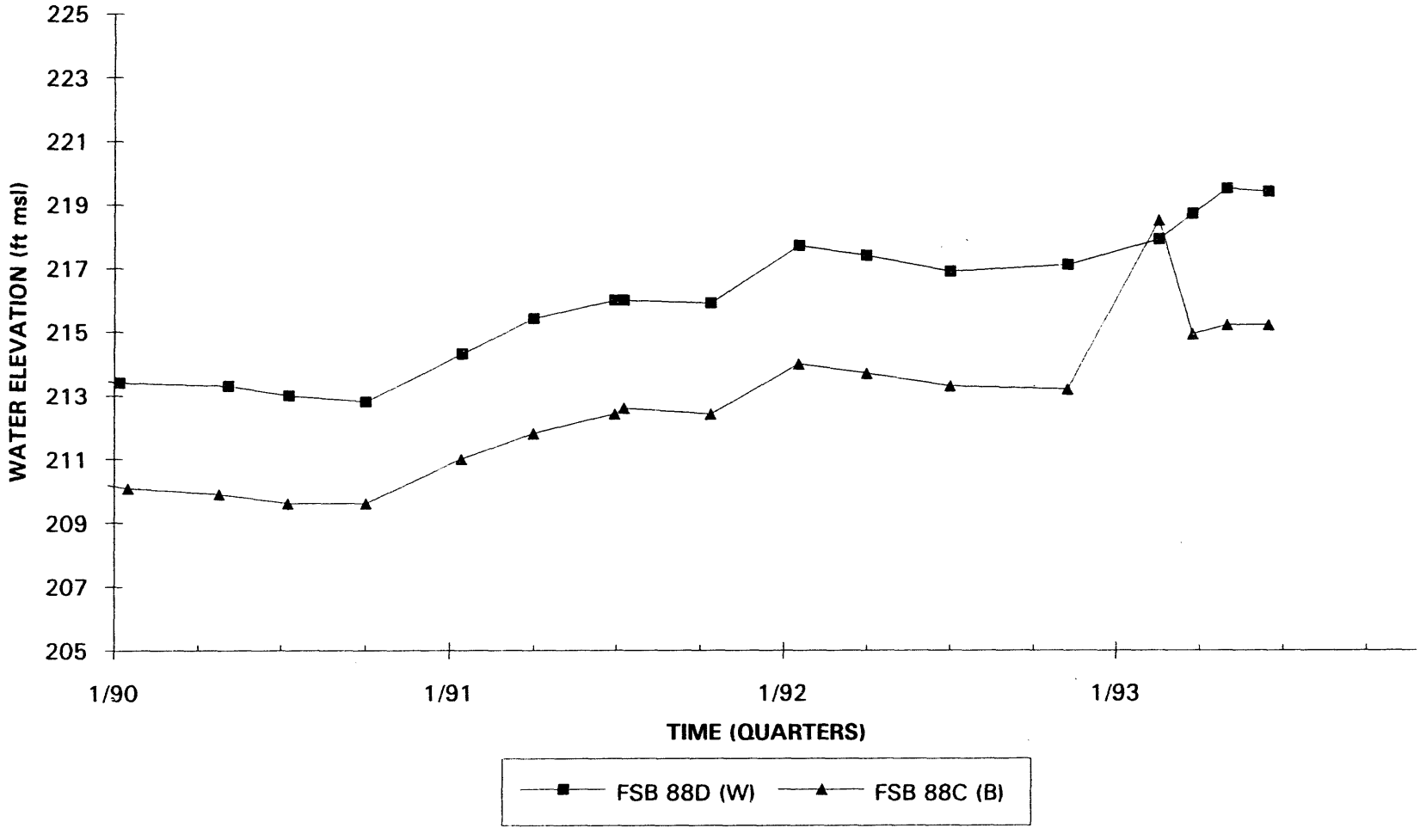

Note: W = Water Table (IIB2); B = Barnwell (IIB1); M = McBean (IIB1); UC = Upper Congaree (IIA); MC = Middle Congaree (IIA); LC = Lower Congaree (IIA)

Hydrograph
Well Cluster FSB 89

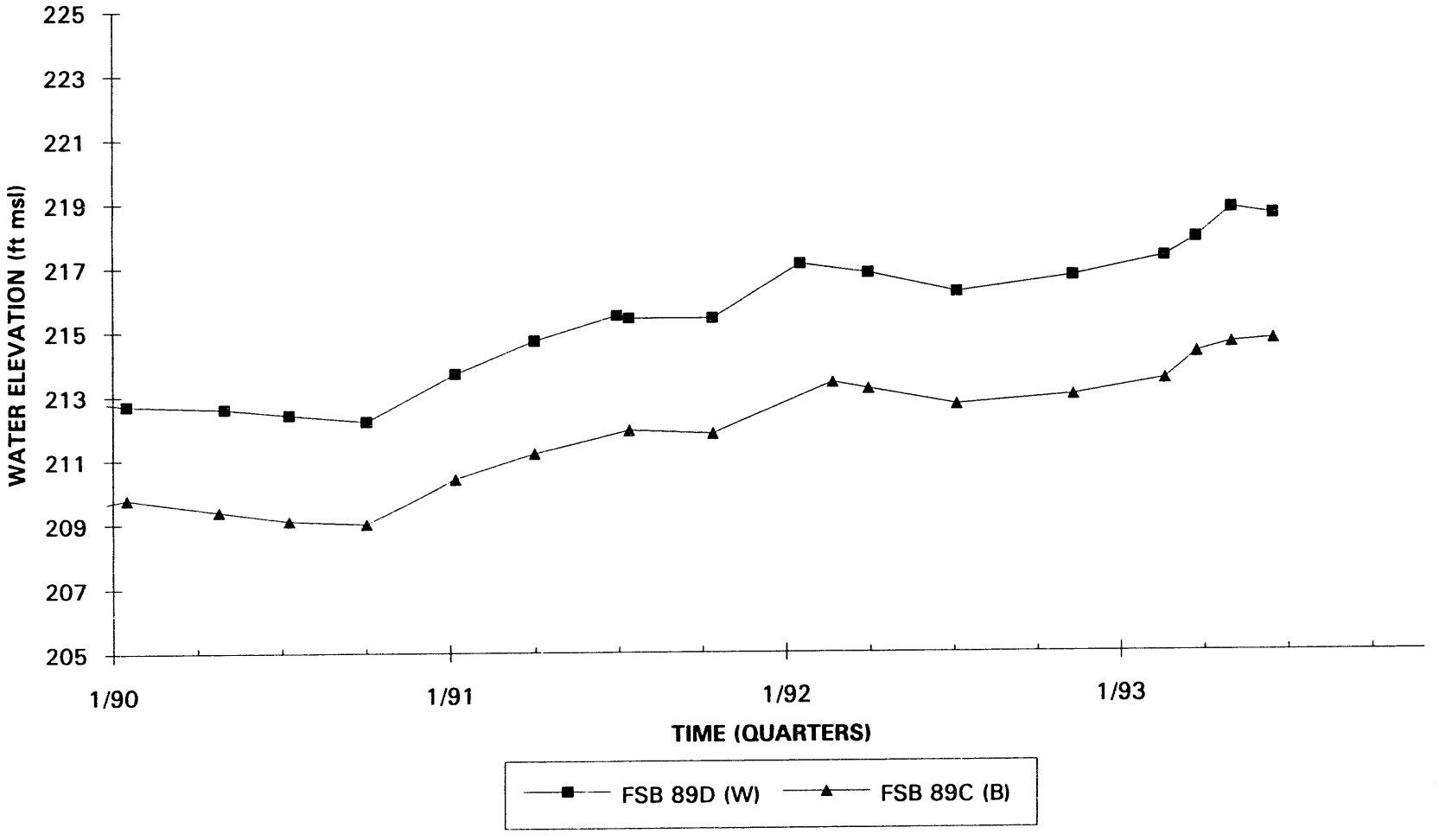

Note: W = Water Table (IIB2); B = Barnwell (IIB1); M = McBean (IIB1); UC = Upper Congaree (IIA); MC = Middle Congaree (IIA); LC = Lower Congaree (IIA)

Hydrograph
Well Cluster FSB 90

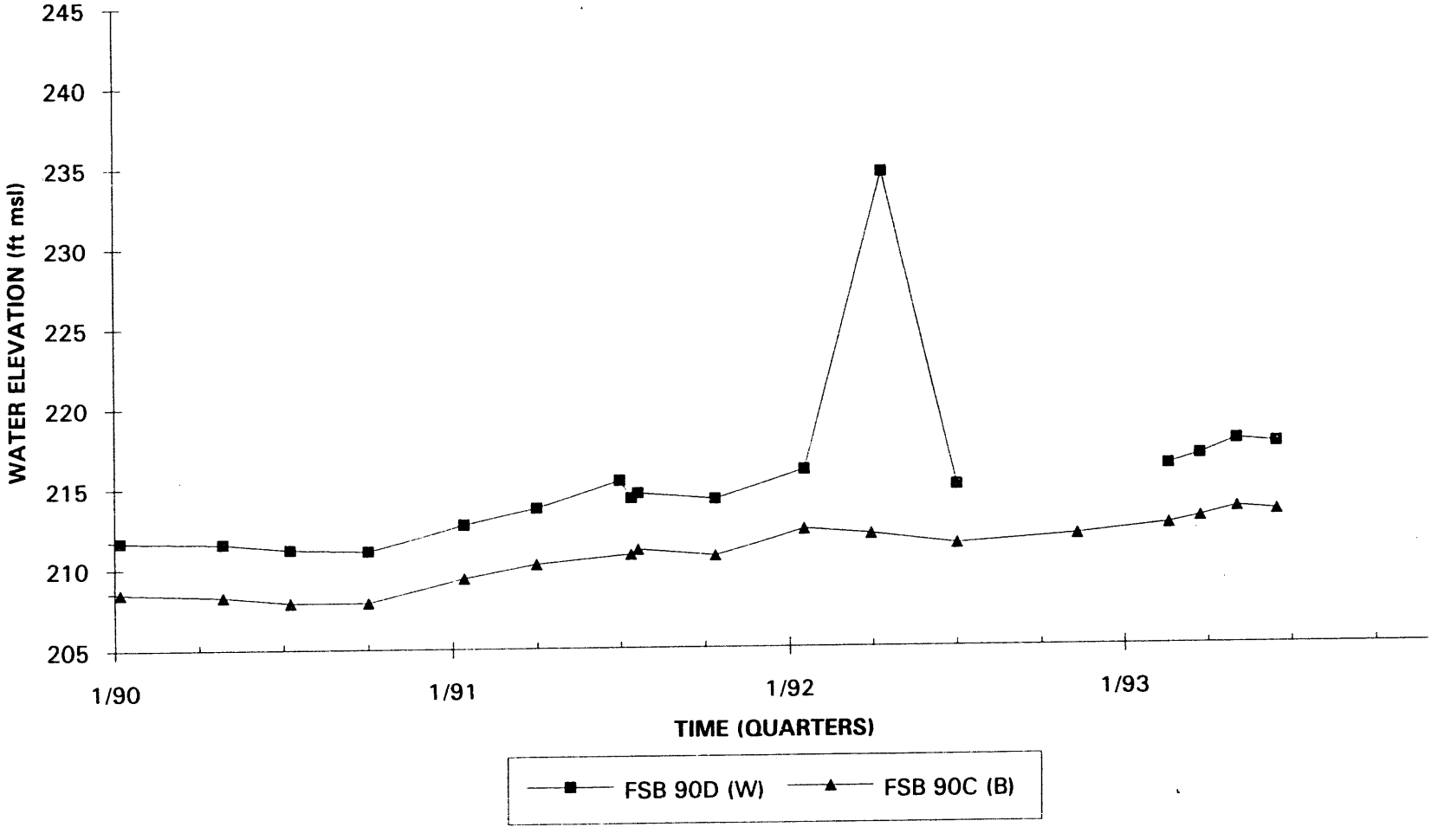

Note: W = Water Table (IIB2); B = Barnwell (IIB1); M = McBean (IIB1); UC = Upper Congaree (IIA); MC = Middle Congaree (IIA); LC = Lower Congaree (IIA)

Hydrograph
Well Cluster FSB 91

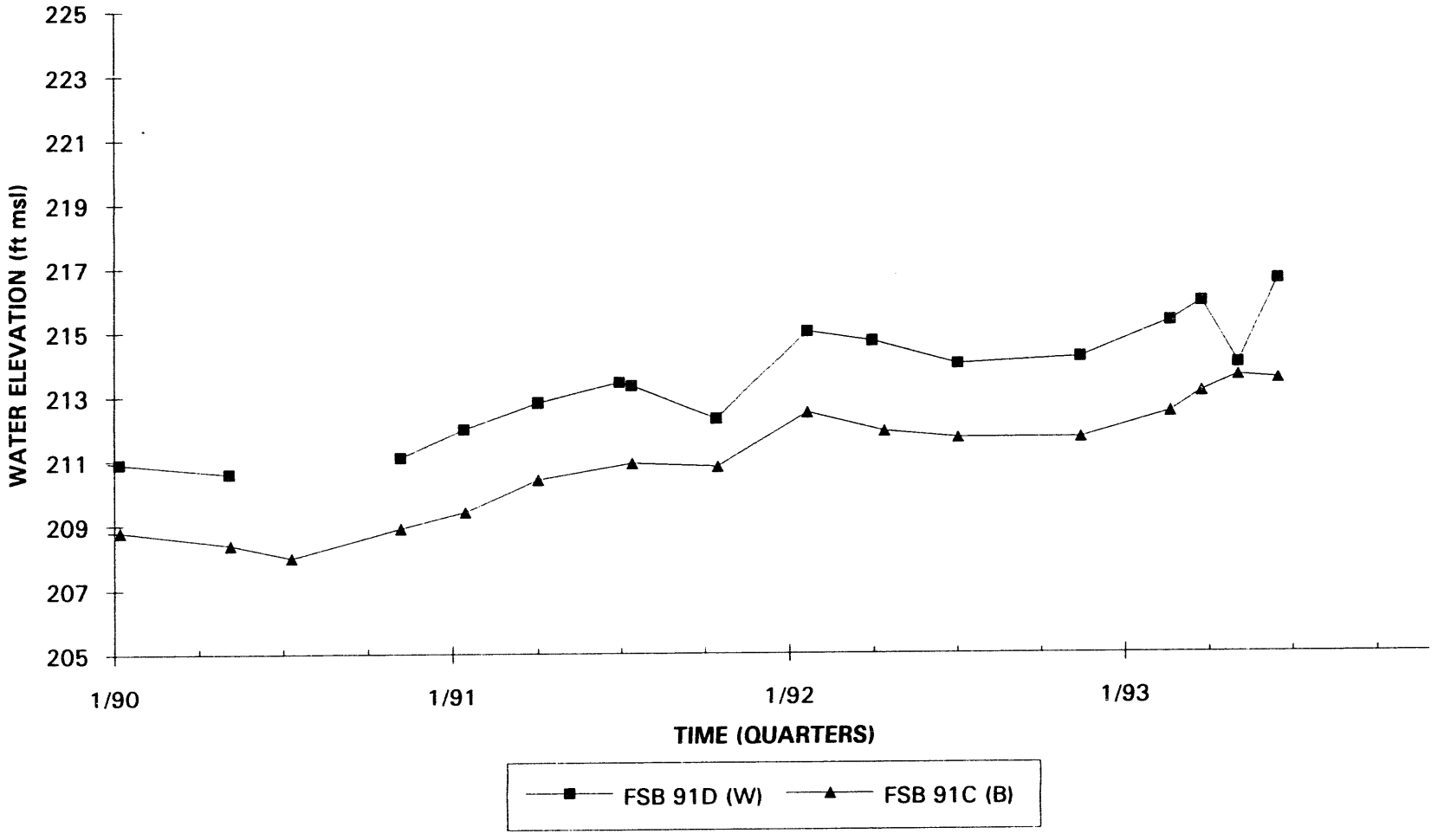

Note: W = Water Table (IIB2); B = Barnwell (IIB1); M = McBean (IIB1); UC = Upper Congaree (IIA); MC = Middle Congaree (IIA); LC = Lower Congaree (IIA)

Hydrograph
Well Cluster FSB 92

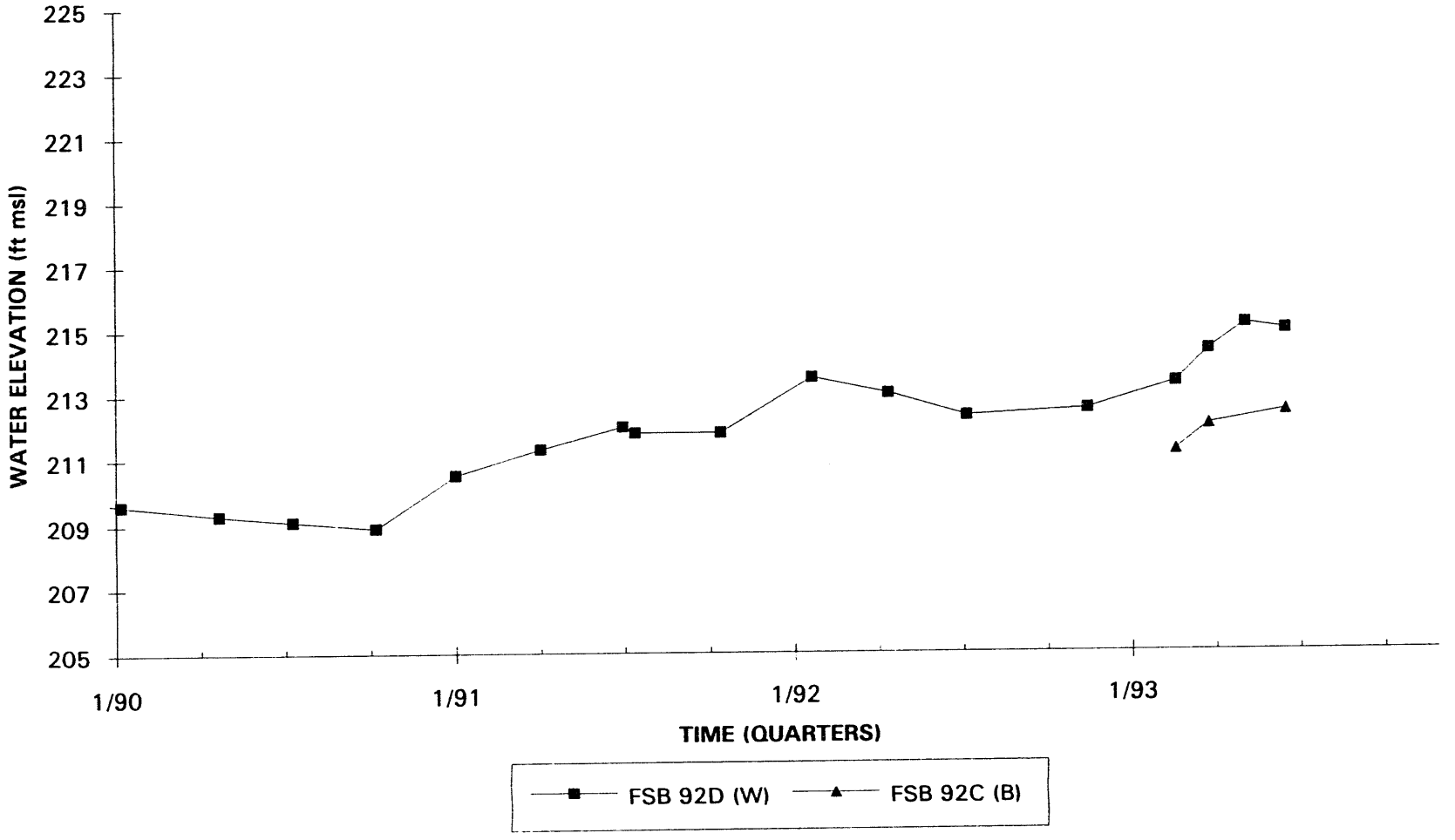

Note: W = Water Table (IIB2); B = Barnwell (IIB1); M = McBean (IIB1); UC = Upper Congaree (IIA); MC = Middle Congaree (IIA); LC = Lower Congaree (IIA)

Hydrograph
Well Cluster FSB 93

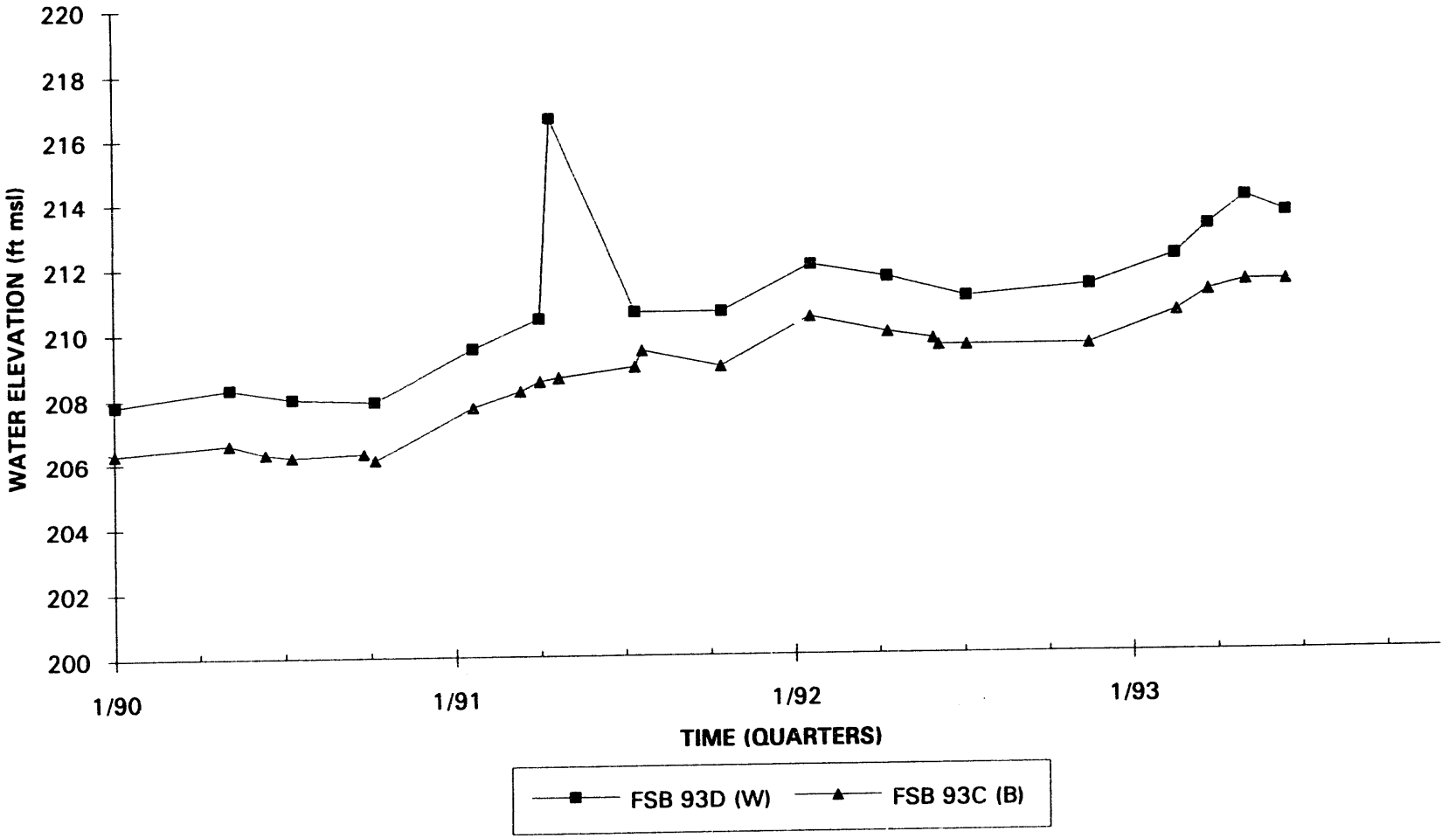

Note: W = Water Table (IIB2); B = Barnwell (IIB1); M = McBean (IIB1); UC = Upper Congaree (IIA); MC = Middle Congaree (IIA); LC = Lower Congaree (IIA)

Hydrograph
Well Cluster FSB 94

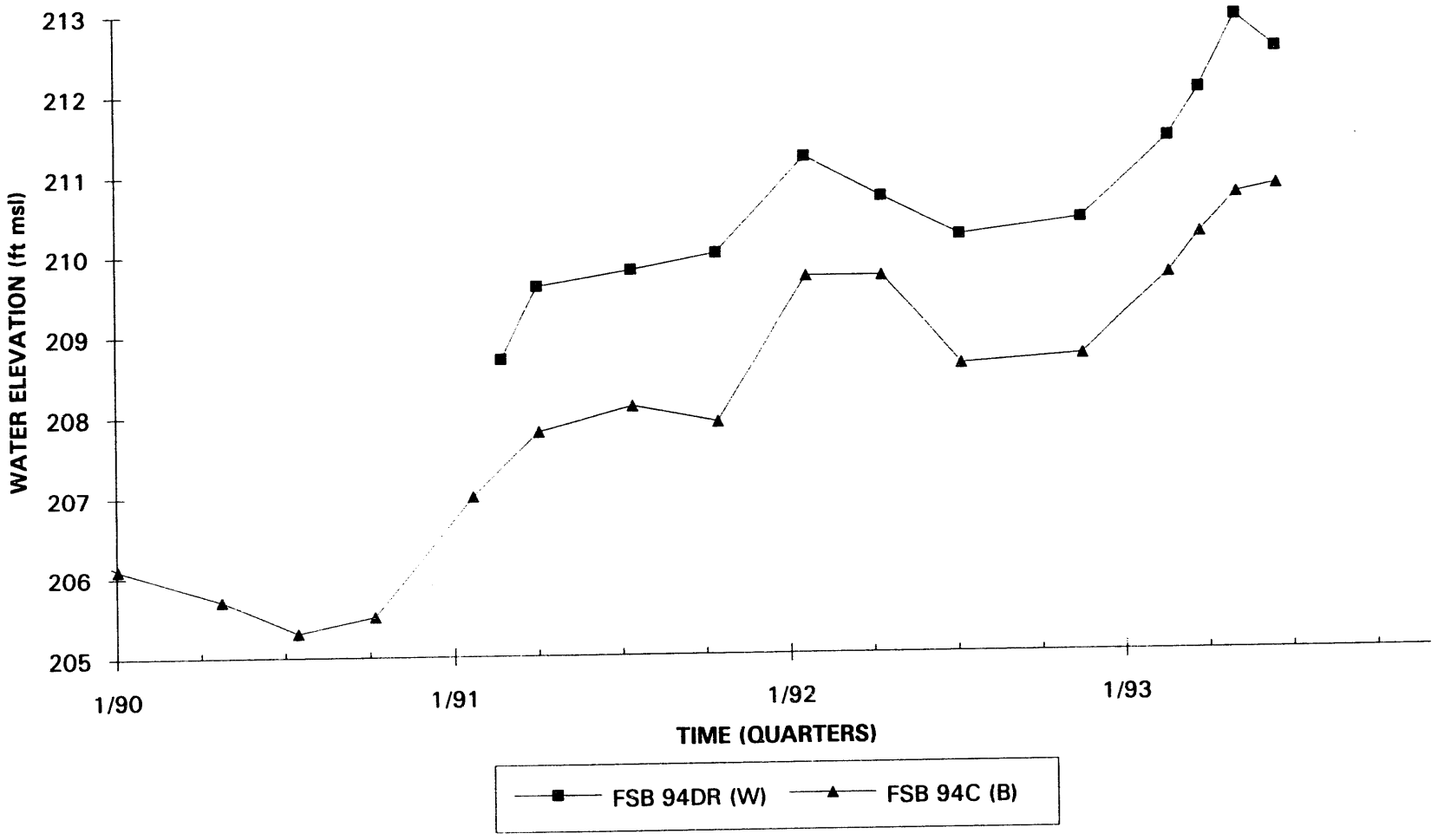

Note: W = Water Table (IIB2); B = Barnwell (IIB1); M = McBean (IIB1); UC = Upper Congaree (IIA); MC = Middle Congaree (IIA); LC = Lower Congaree (IIA)

Hydrograph
Well Cluster FSB 95

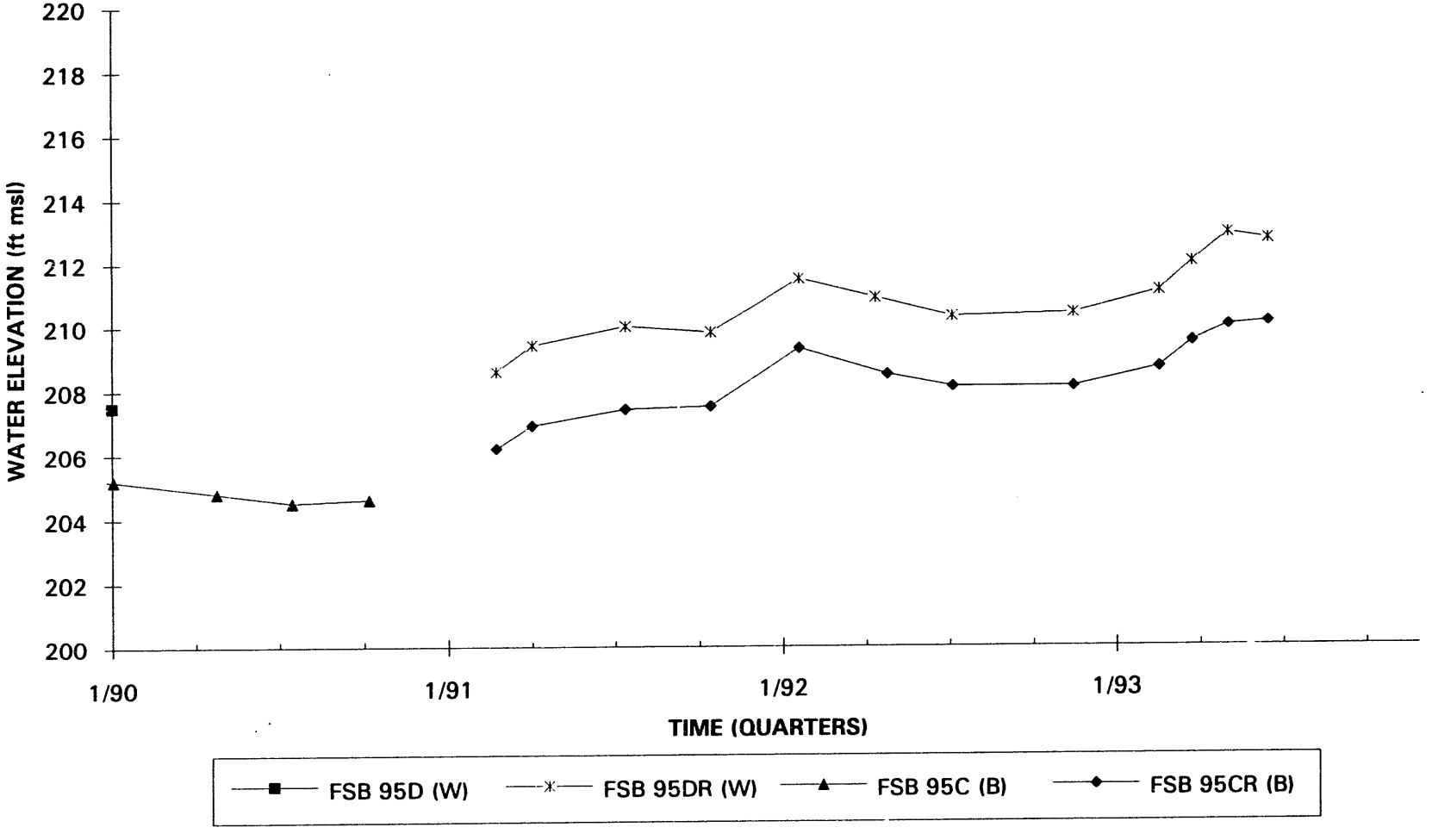

Note: W = Water Table (IIB2); B = Barnwell (IIB1); M = McBean (IIB1); UC = Upper Congaree (IIA); MC = Middle Congaree (IIA); LC = Lower Congaree (IIA)

Hydrograph
Well Cluster FSB 96

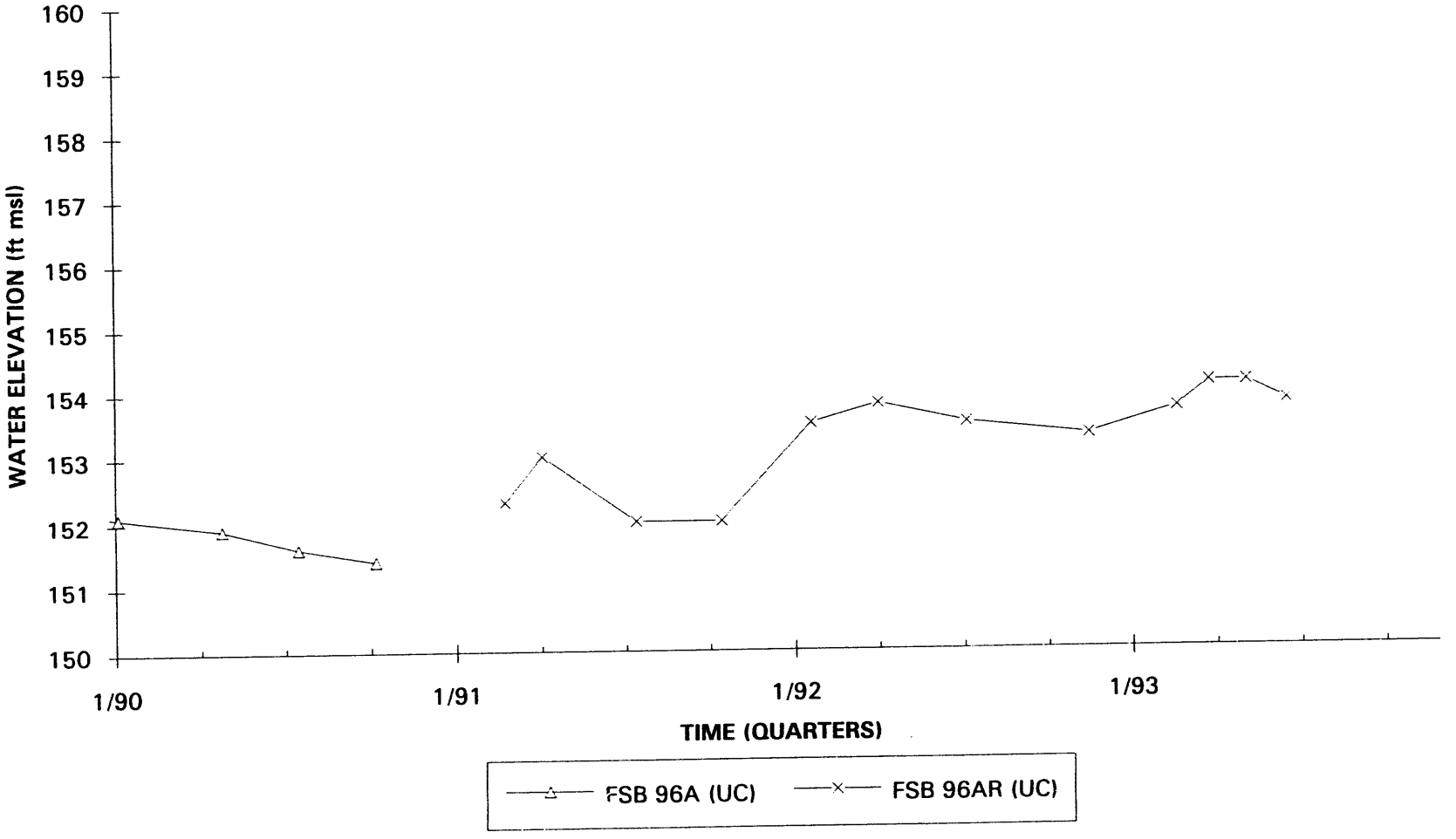

Note: W = Water Table (IIB2); B = Barnwell (IIB1); M = McBean (IIB1); UC = Upper Congaree (IIA); MC = Middle Congaree (IIA); LC = Lower Congaree (IIA)

Hydrograph
Well Cluster FSB 97

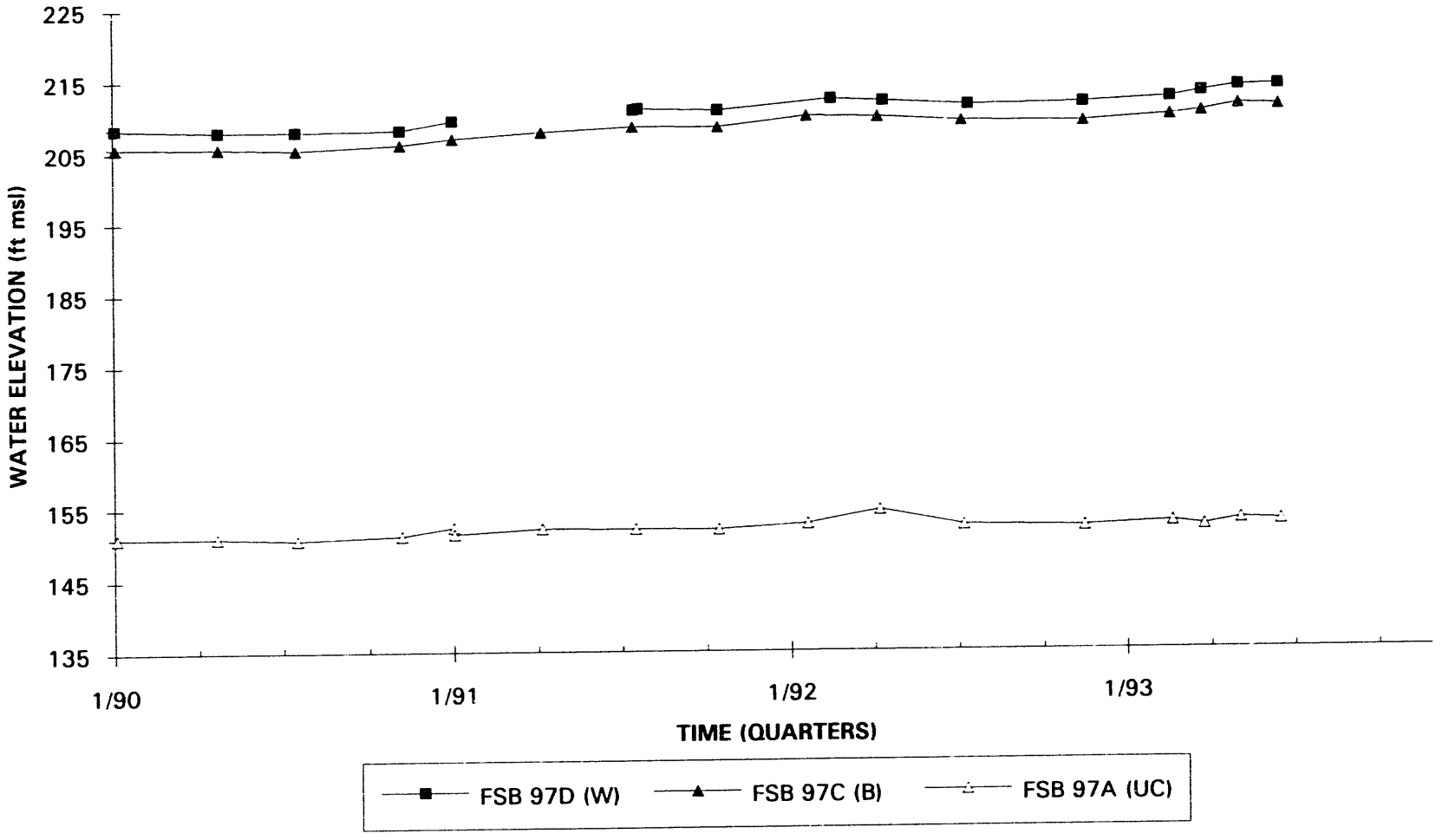

Note: W = Water Table (IIB2); B = Barnwell (IIB1); M = McBean (IIB1); UC = Upper Congaree (IIA); MC = Middle Congaree (IIA); LC = Lower Congaree (IIA)

Hydrograph
Well Cluster FSB 98

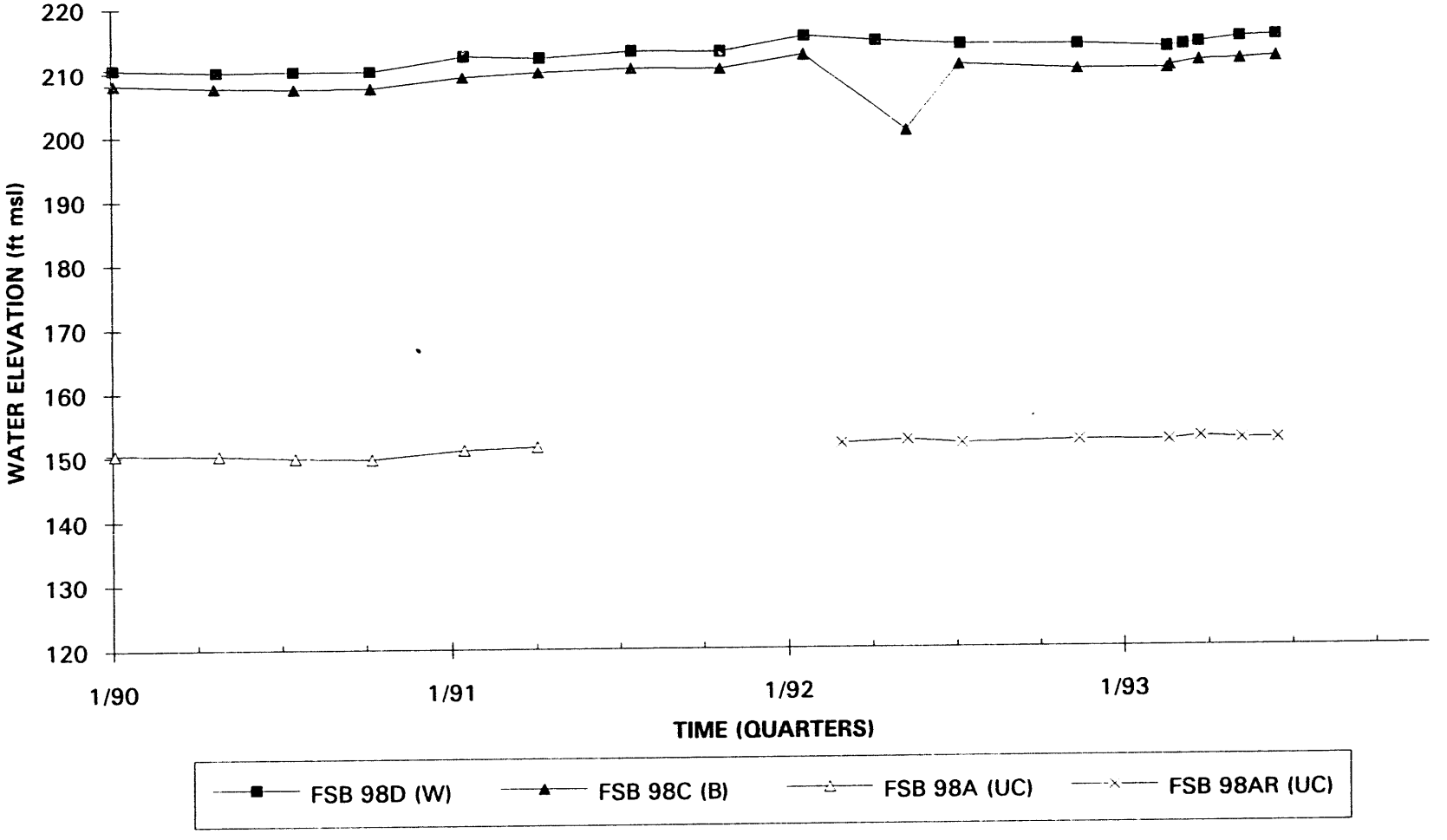

Note: W = Water Table (IIB2); B = Barnwell (IIB1); M = McBean (IIB1); UC = Upper Congaree (IIA); MC = Middle Congaree (IIA); LC = Lower Congaree (IIA)

Hydrograph
Well Cluster FSB 99

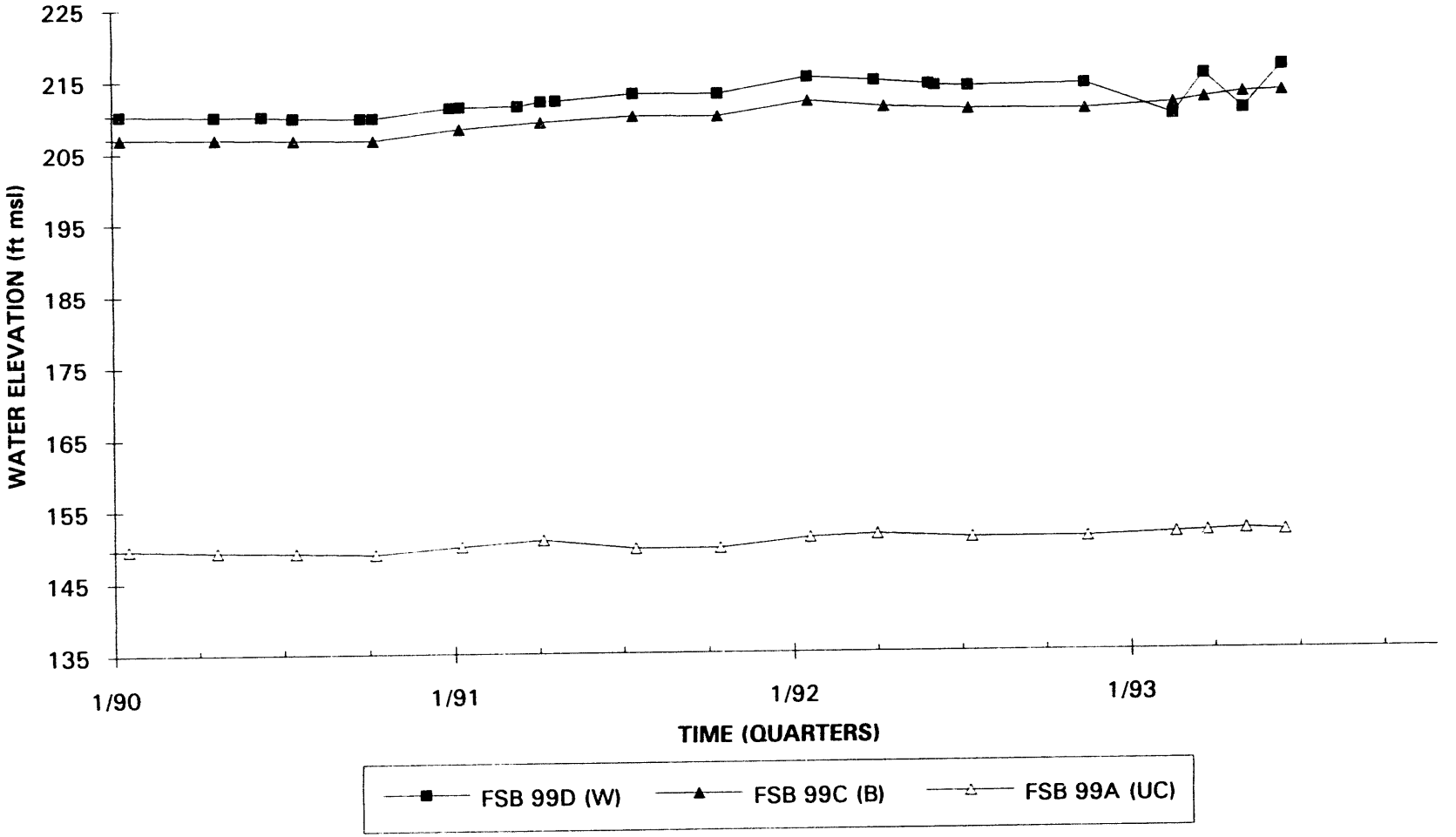

Note: W = Water Table (IIB2); B = Barnwell (IIB1); M = McBean (IIB1); UC = Upper Congaree (IIA); MC = Middle Congaree (IIA); LC = Lower Congaree (IIA)

Hydrograph
Well FSB100A

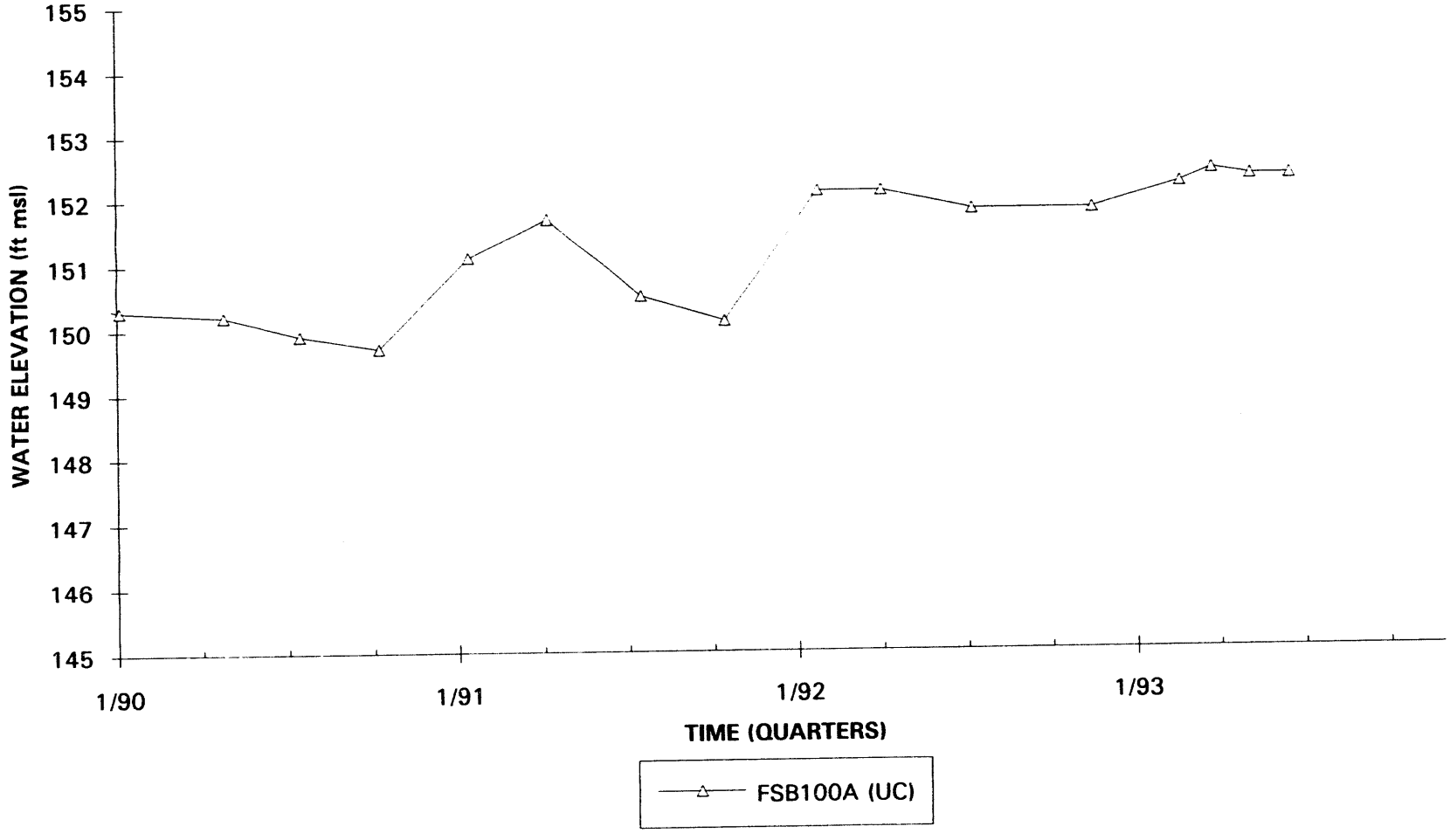

Note: W = Water Table (IIB2); B = Barnwell (IIB1); M = McBean (IIB1); UC = Upper Congaree (IIA); MC = Middle Congaree (IIA); LC = Lower Congaree (IIA)

Hydrograph
Well FSB101A

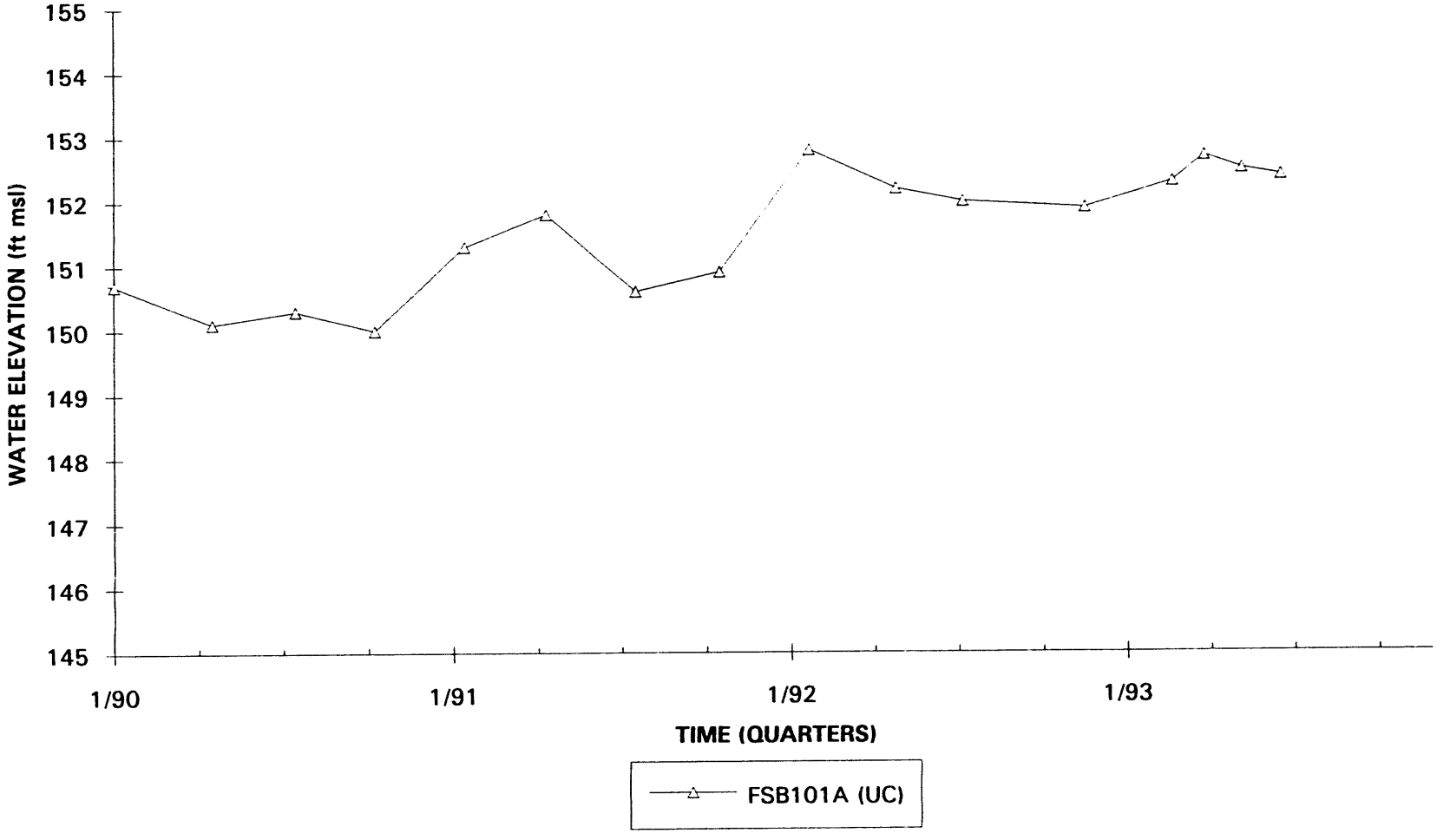

Note: W = Water Table (IIB2); B = Barnwell (IIB1); M = McBean (IIB1); UC = Upper Congaree (IIA); MC = Middle Congaree (IIA); LC = Lower Congaree (IIA)

Hydrograph
Well FSB102C

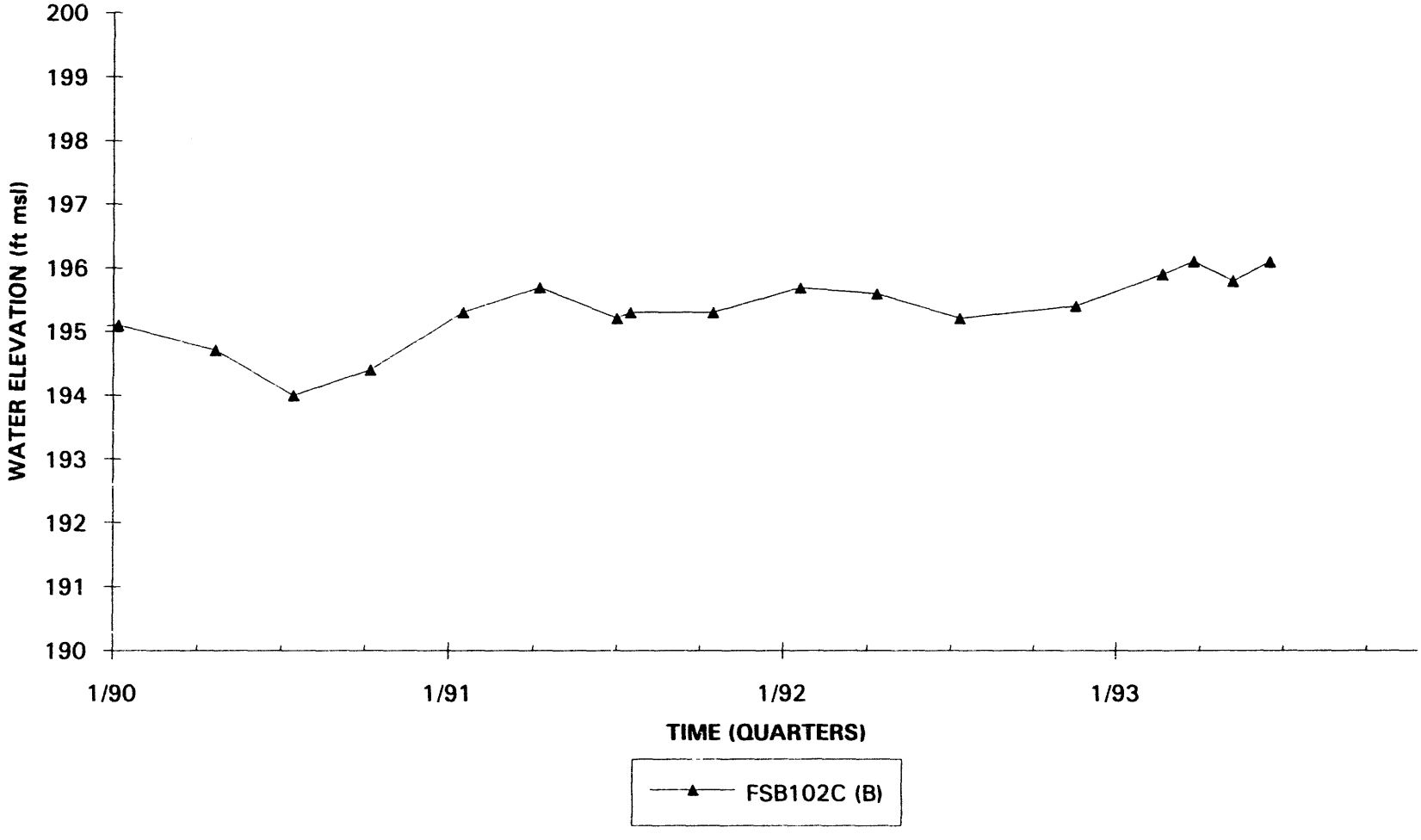

Note: W = Water Table (IIB2); B = Barnwell (IIB1); M = McBean (IIB1); UC = Upper Congaree (IIA); MC = Middle Congaree (IIA); LC = Lower Congaree (IIA)

Hydrograph
Well FSB103C

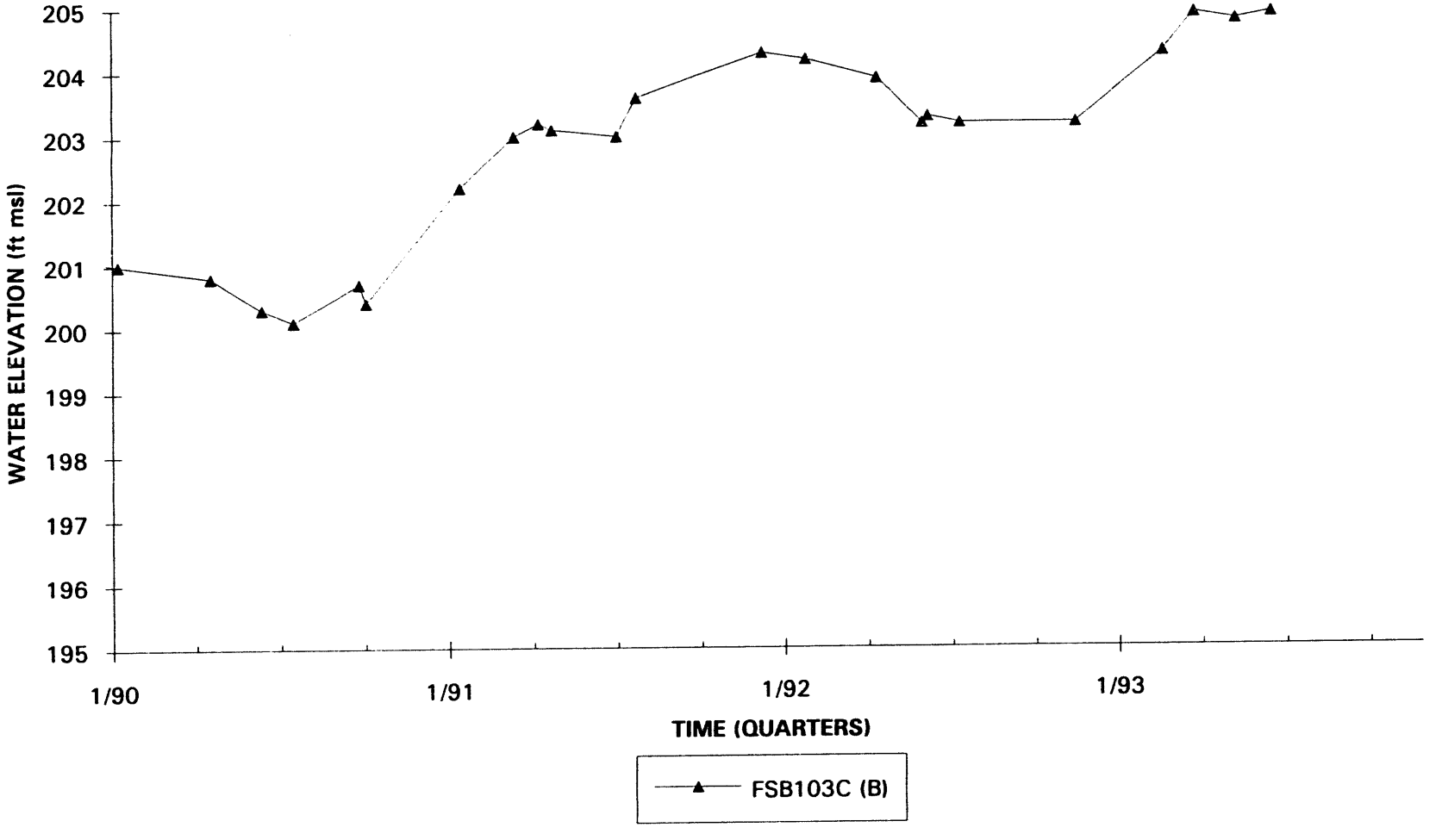

Note: W = Water Table (IIB2); B = Barnwell (IIB1); M = McBean (IIB1); UC = Upper Congaree (IIA); MC = Middle Congaree (IIA); LC = Lower Congaree (IIA)

Hydrograph
Well Cluster FSB104

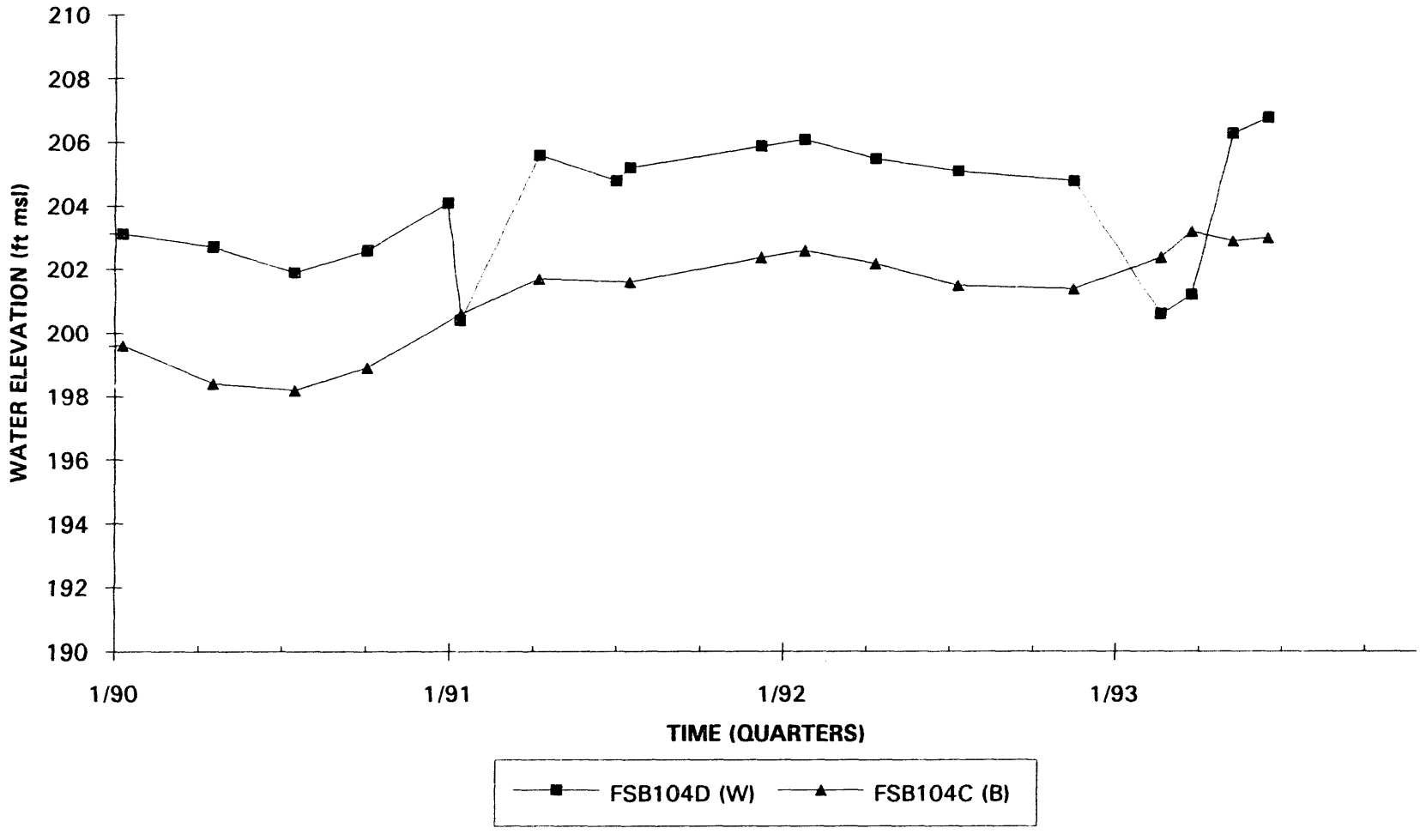

Note: W = Water Table (IIB2); B = Barnwell (IIB1); M = McBean (IIB1); UC = Upper Congaree (IIA); MC = Middle Congaree (IIA); LC = Lower Congaree (IIA)

Hydrograph
Well Cluster FSB105

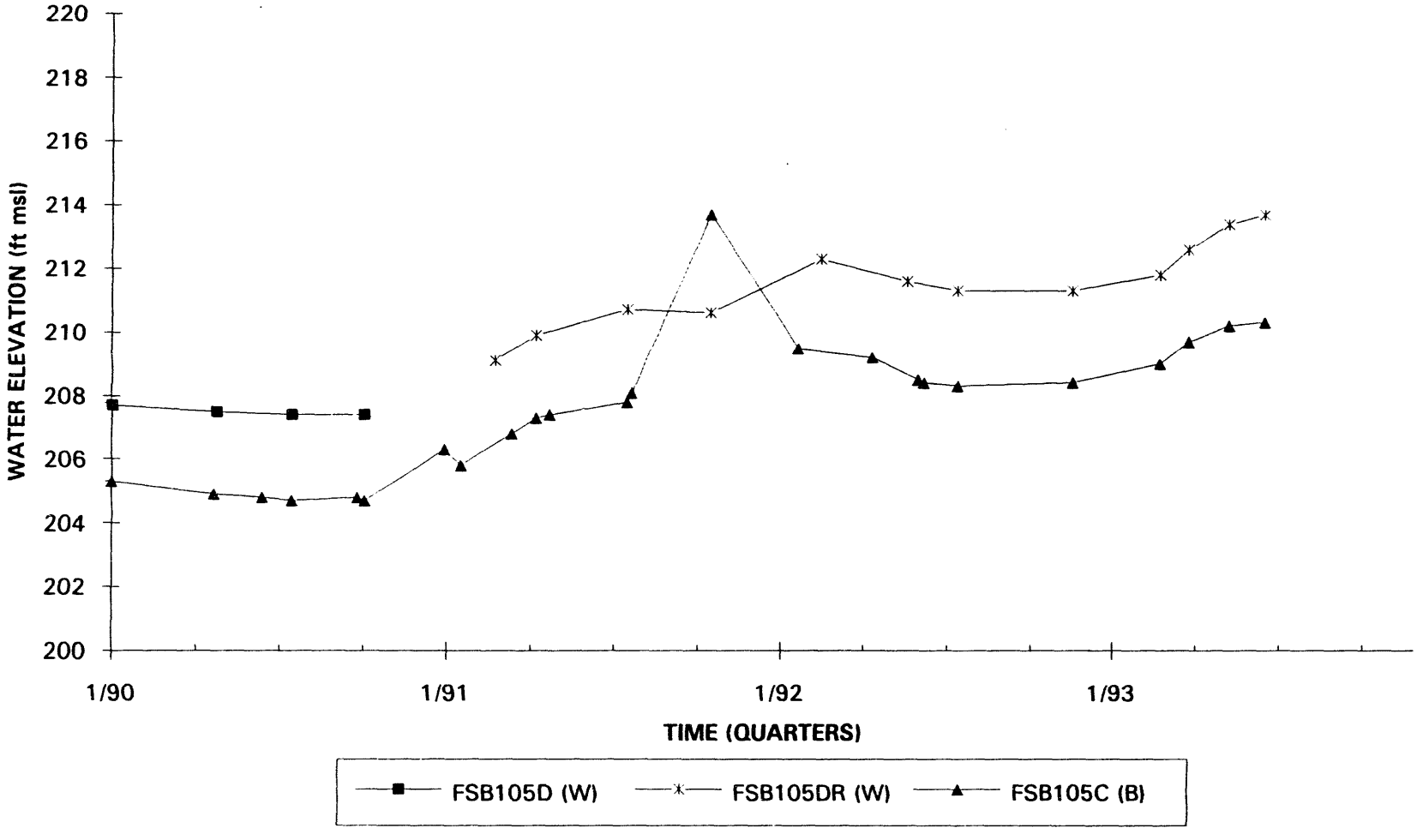

Note: W = Water Table (IIB2); B = Barnwell (IIB1); M = McBean (IIB1); UC = Upper Congaree (IIA); MC = Middle Congaree (IIA); LC = Lower Congaree (IIA)

Hydrograph
Well Cluster FSB106

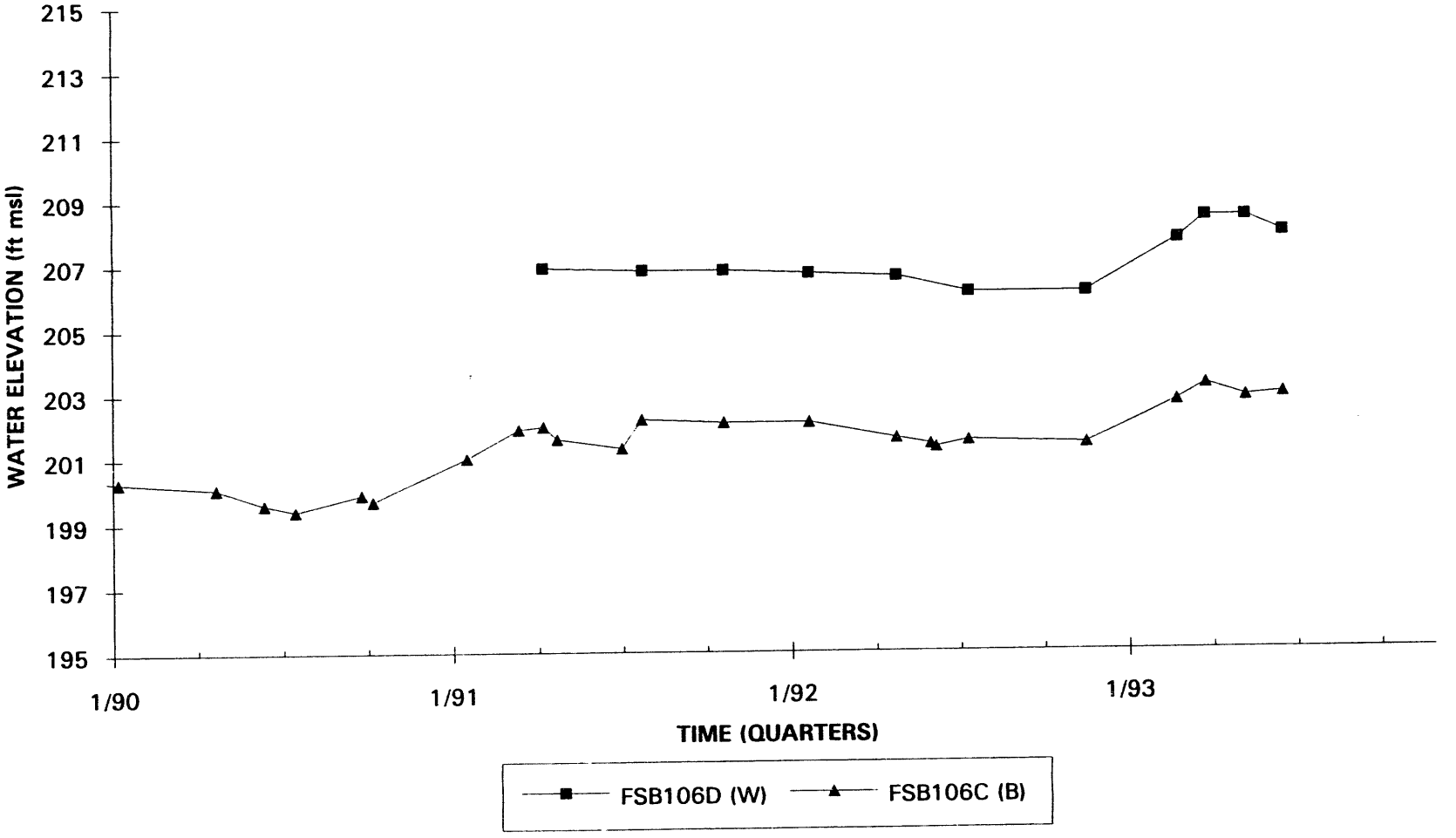

Note: W = Water Table (IIB2); B = Barnwell (IIB1); M = McBean (IIB1); UC = Upper Congaree (IIA); MC = Middle Congaree (IIA); LC = Lower Congaree (IIA)

Hydrograph
Well Cluster FSB107

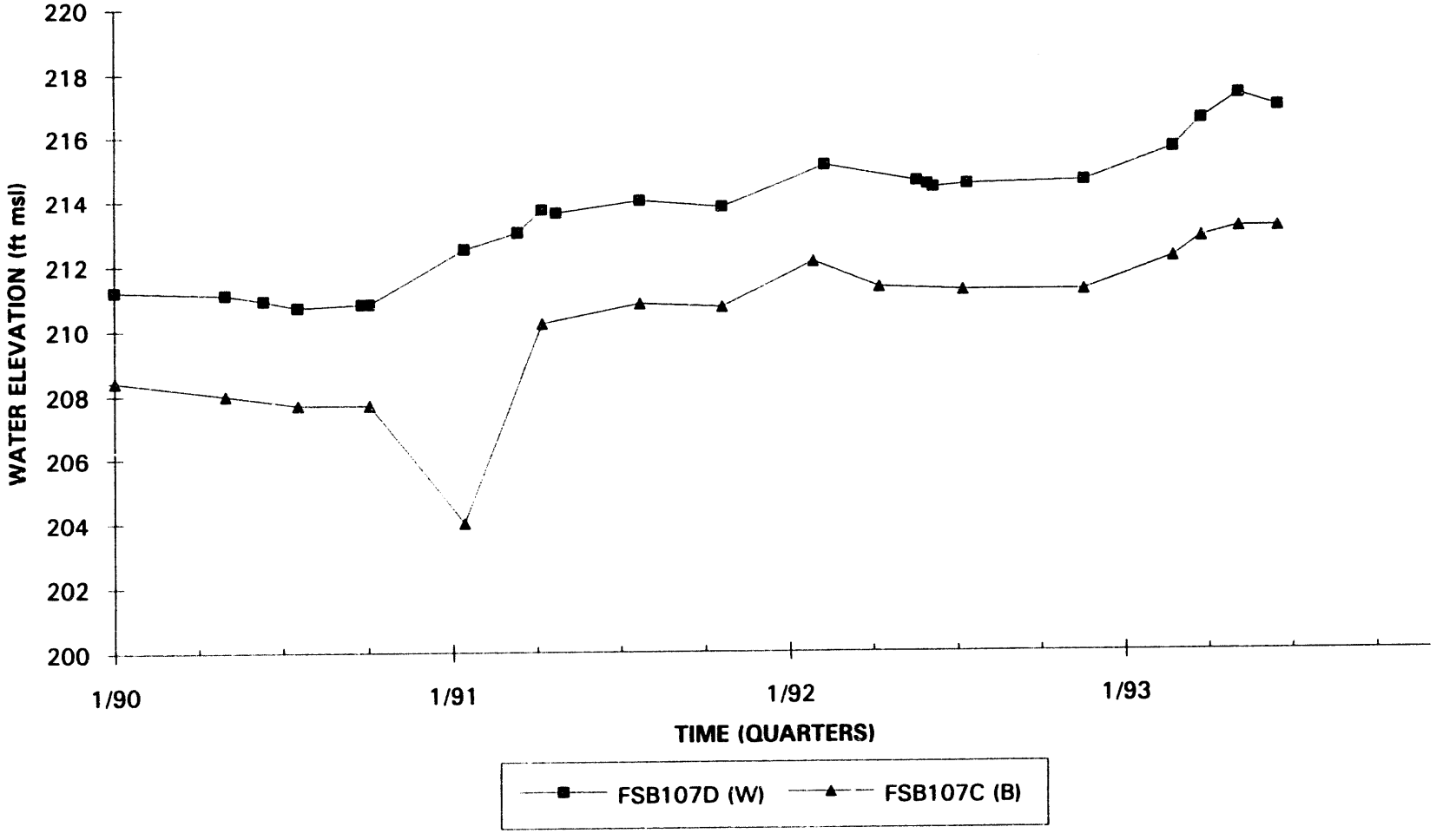

Note: W = Water Table (IIB2); B = Barnwell (IIB1); M = McBean (IIB1); UC = Upper Congaree (IIA); MC = Middle Congaree (IIA); LC = Lower Congaree (IIA)

Hydrograph
Well FSB108D

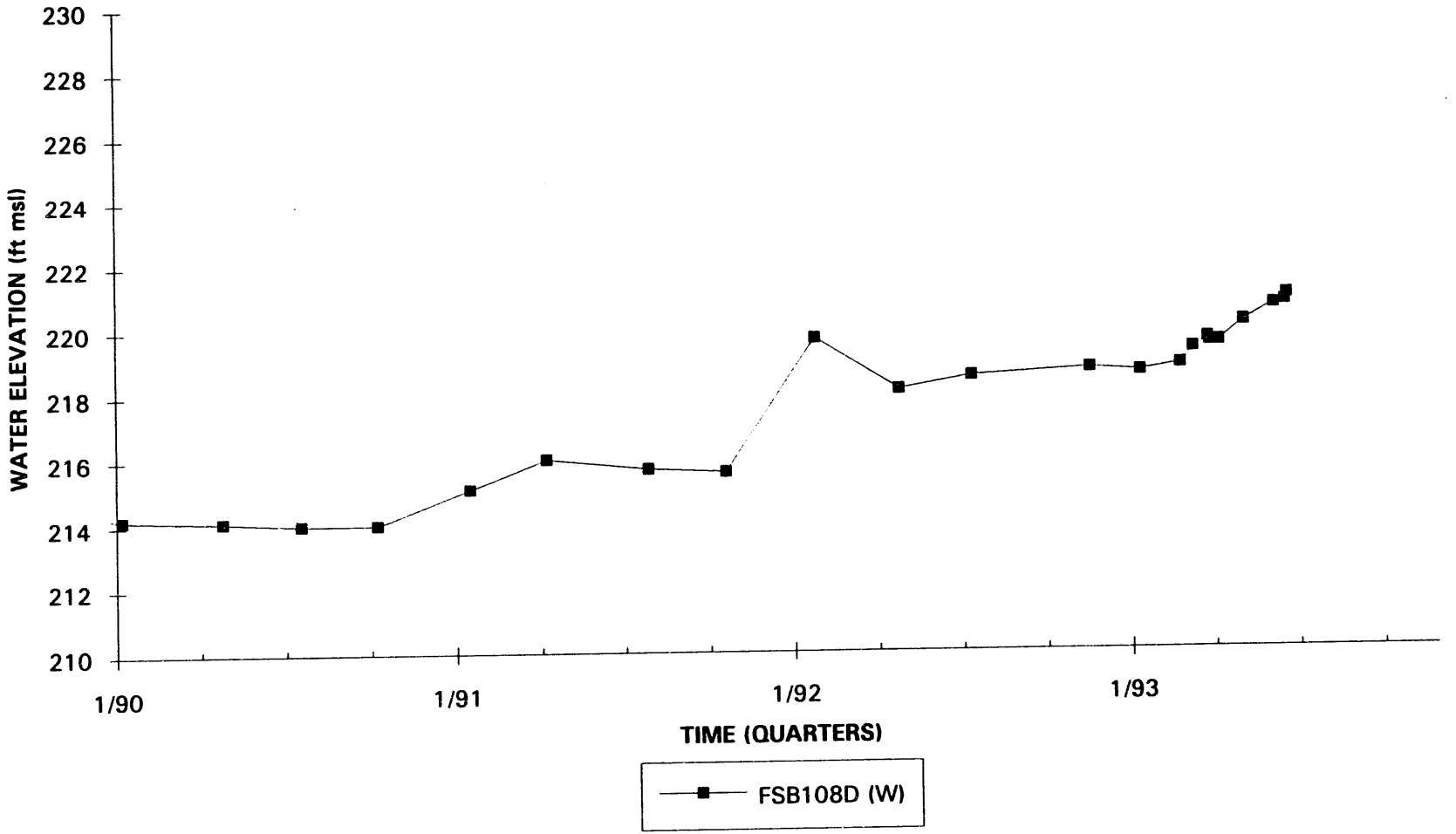

Note: W = Water Table (IIB2); B = Barnwell (IIB1); M = McBean (IIB1); UC = Upper Congaree (IIA); MC = Middle Congaree (IIA); LC = Lower Congaree (IIA)

Hydrograph
Well FSB109D

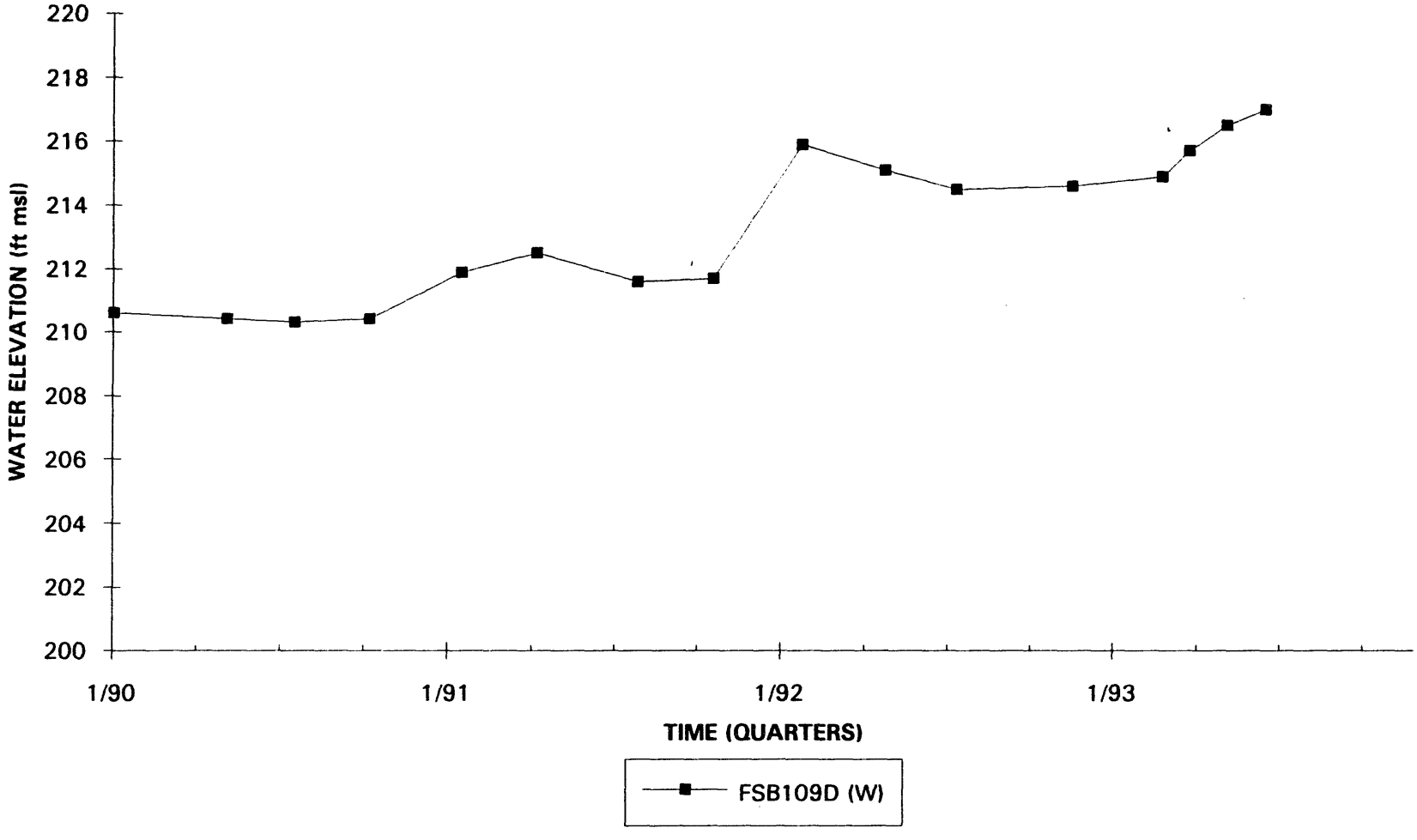

Note: W = Water Table (IIB2); B = Barnwell (IIB1); M = McBean (IIB1); UC = Upper Congaree (IIA); MC = Middle Congaree (IIA); LC = Lower Congaree (IIA)

Hydrograph
Well Cluster FSB110

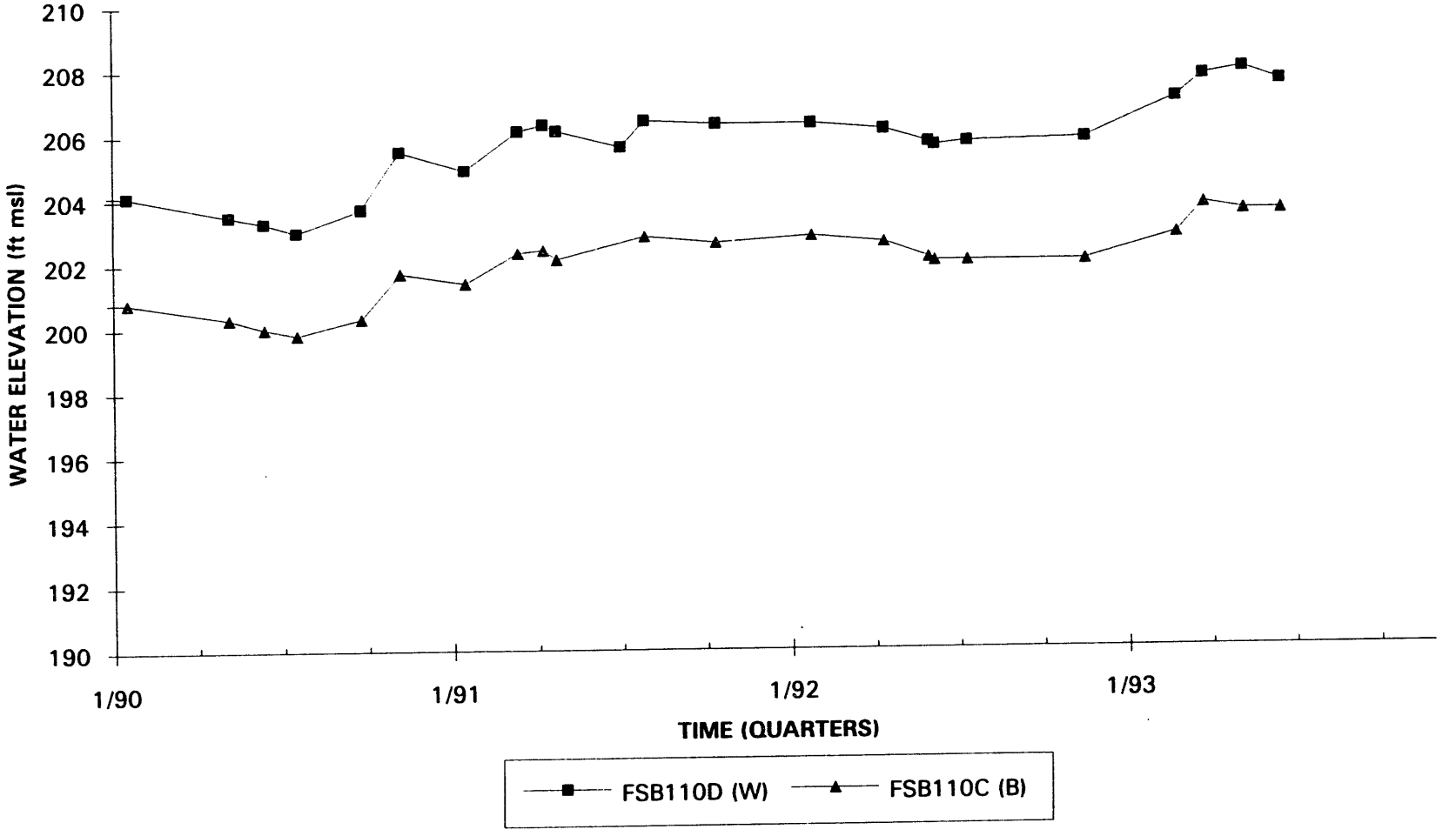

Note: W = Water Table (IIB2); B = Barnwell (IIB1); M = McBean (IIB1); UC = Upper Congaree (IIA); MC = Middle Congaree (IIA); LC = Lower Congaree (IIA)

Hydrograph
Well Cluster FSB111

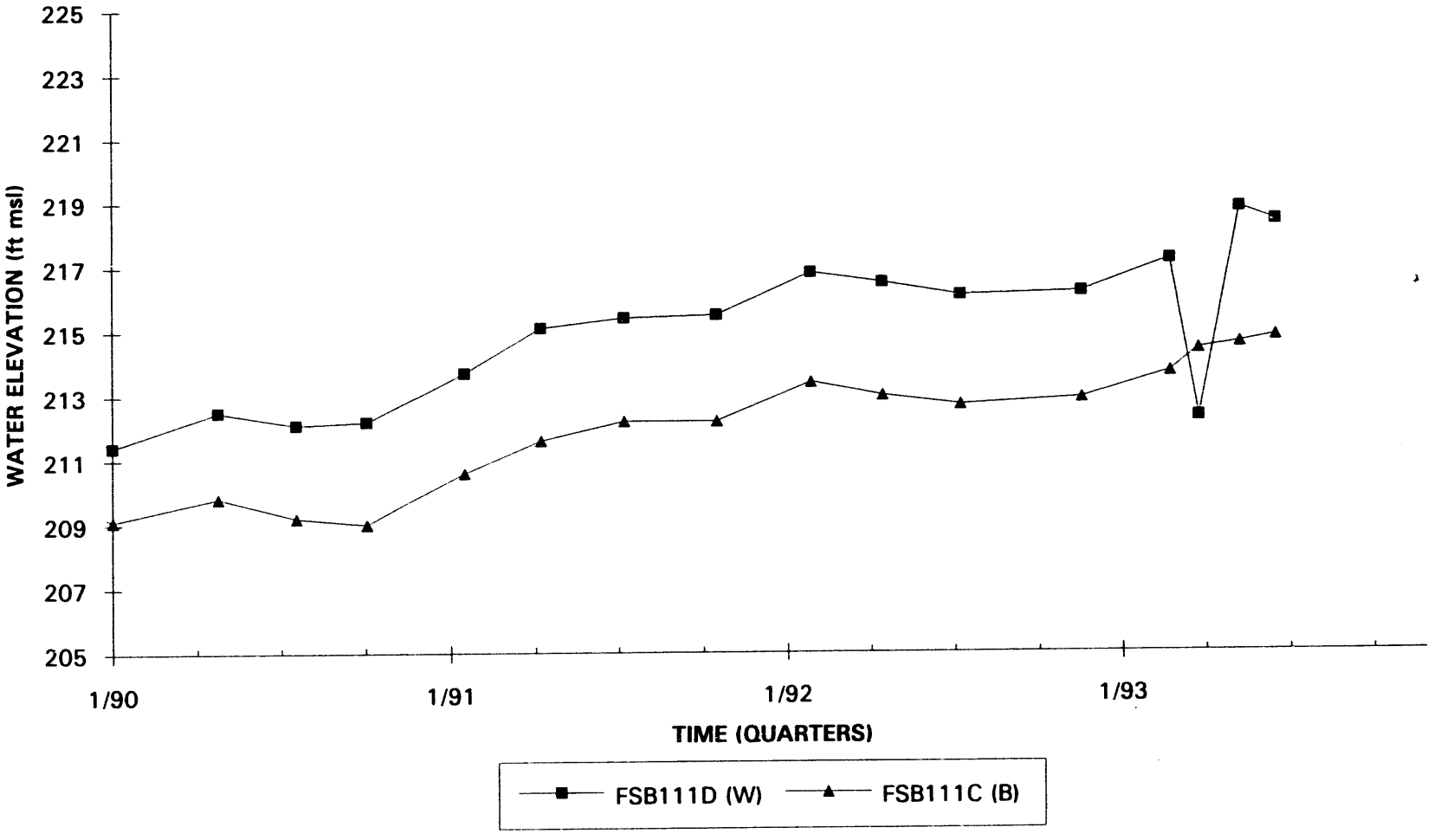

Note: W = Water Table (IIB2); B = Barnwell (IIB1); M = McBean (IIB1); UC = Upper Congaree (IIA); MC = Middle Congaree (IIA); LC = Lower Congaree (IIA)

Hydrograph
Well Cluster FSB112

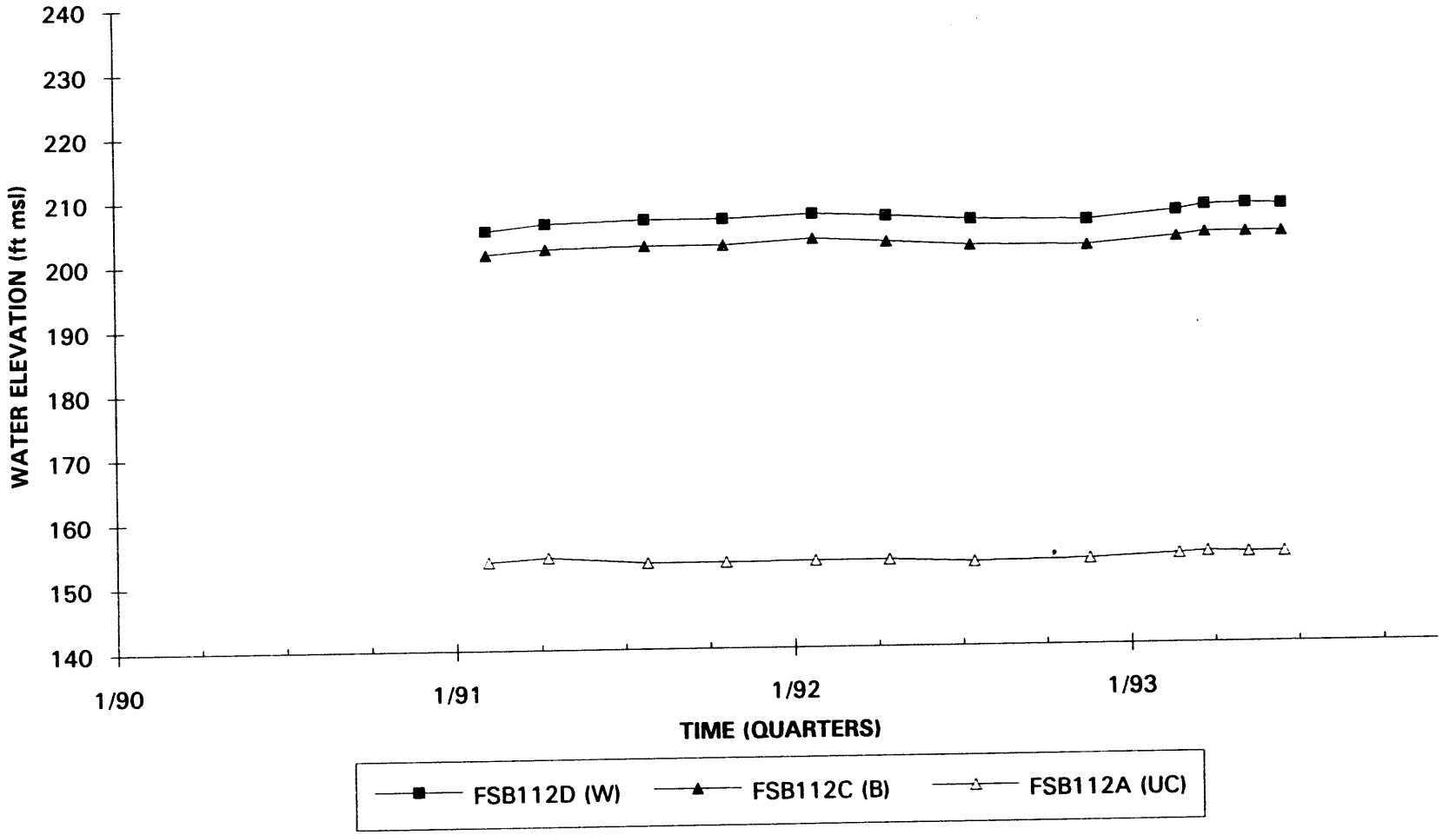

Note: W = Water Table (IIB2); B = Barnwell (IIB1); M = McBean (IIB1); UC = Upper Congaree (IIA); MC = Middle Congaree (IIA); LC = Lower Congaree (IIA)

Hydrograph
Well Cluster FSB113

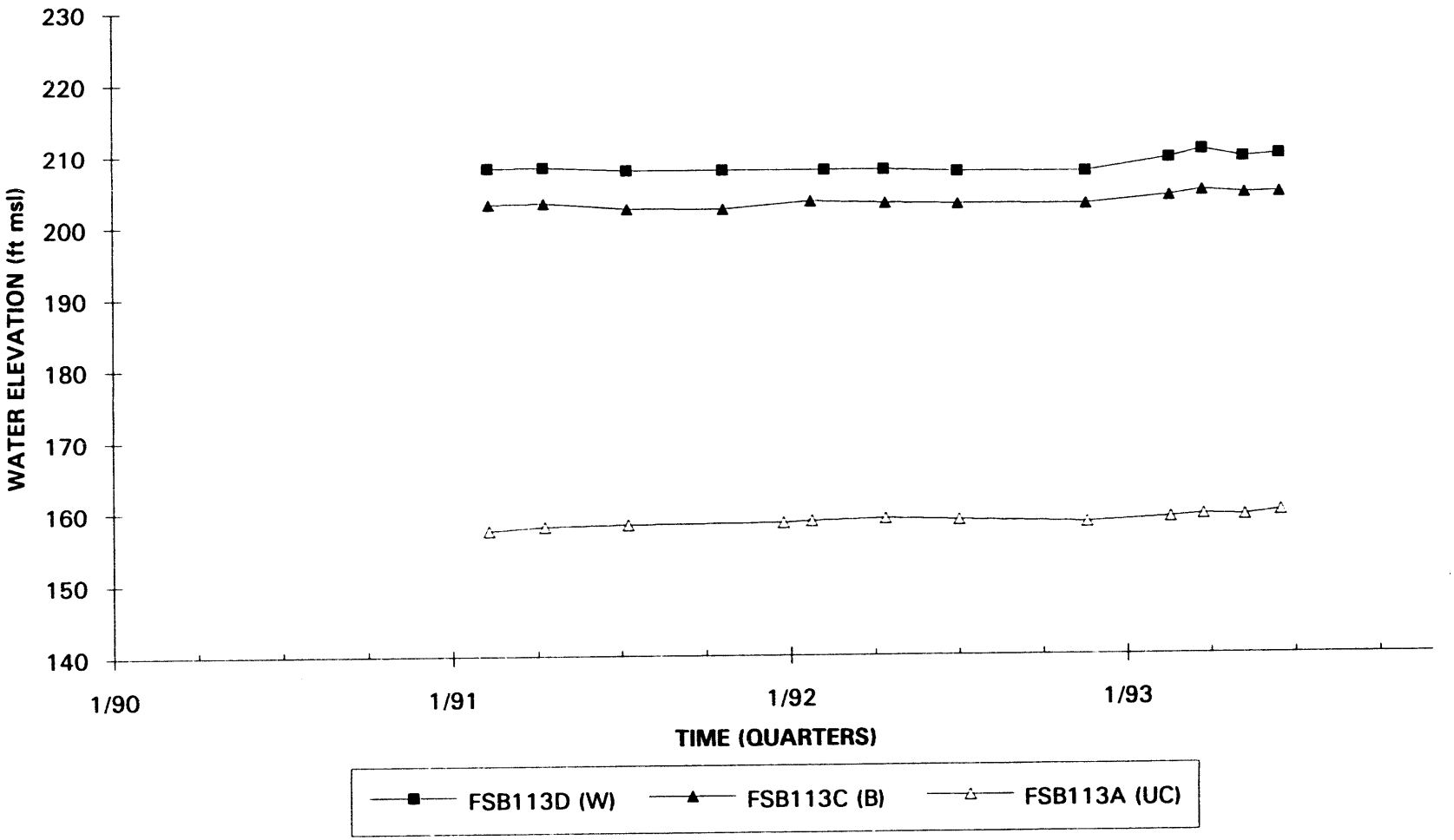

Note: W = Water Table (IIB2); B = Barnwell (IIB1); M = McBean (IIB1); UC = Upper Congaree (IIA); MC = Middle Congaree (IIA); LC = Lower Congaree (IIA)

Hydrograph
Well Cluster FSB114

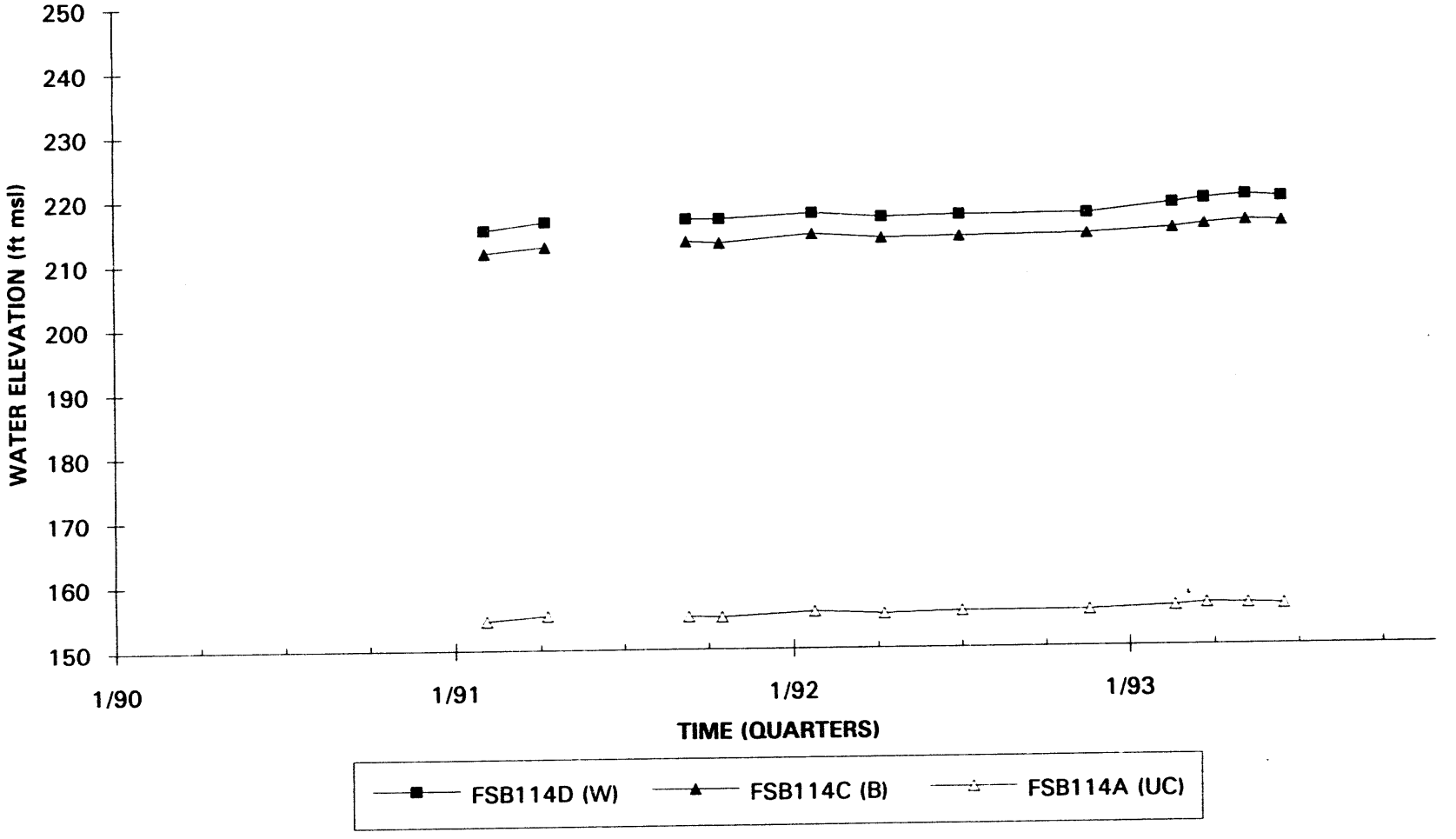

Note: W = Water Table (IIB2); B = Barnwell (IIB1); M = McBean (IIB1); UC = Upper Congaree (IIA); MC = Middle Congaree (IIA); LC = Lower Congaree (IIA)

Hydrograph
Well Cluster FSB115

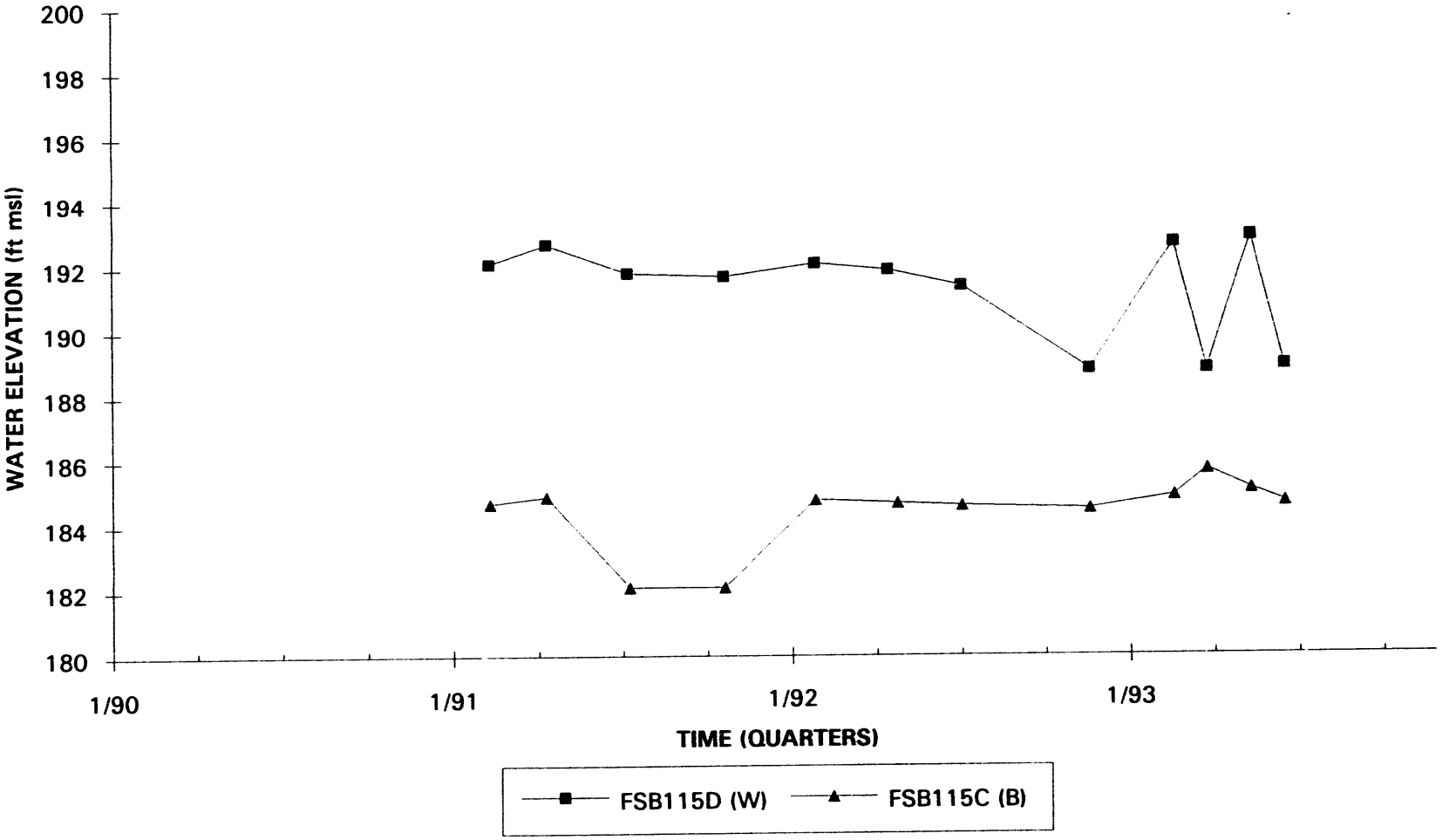

Note: W = Water Table (IIB2); B = Barnwell (IIB1); M = McBean (IIB1); UC = Upper Congaree (IIA); MC = Middle Congaree (IIA); LC = Lower Congaree (IIA)

Hydrograph
Well Cluster FSB116

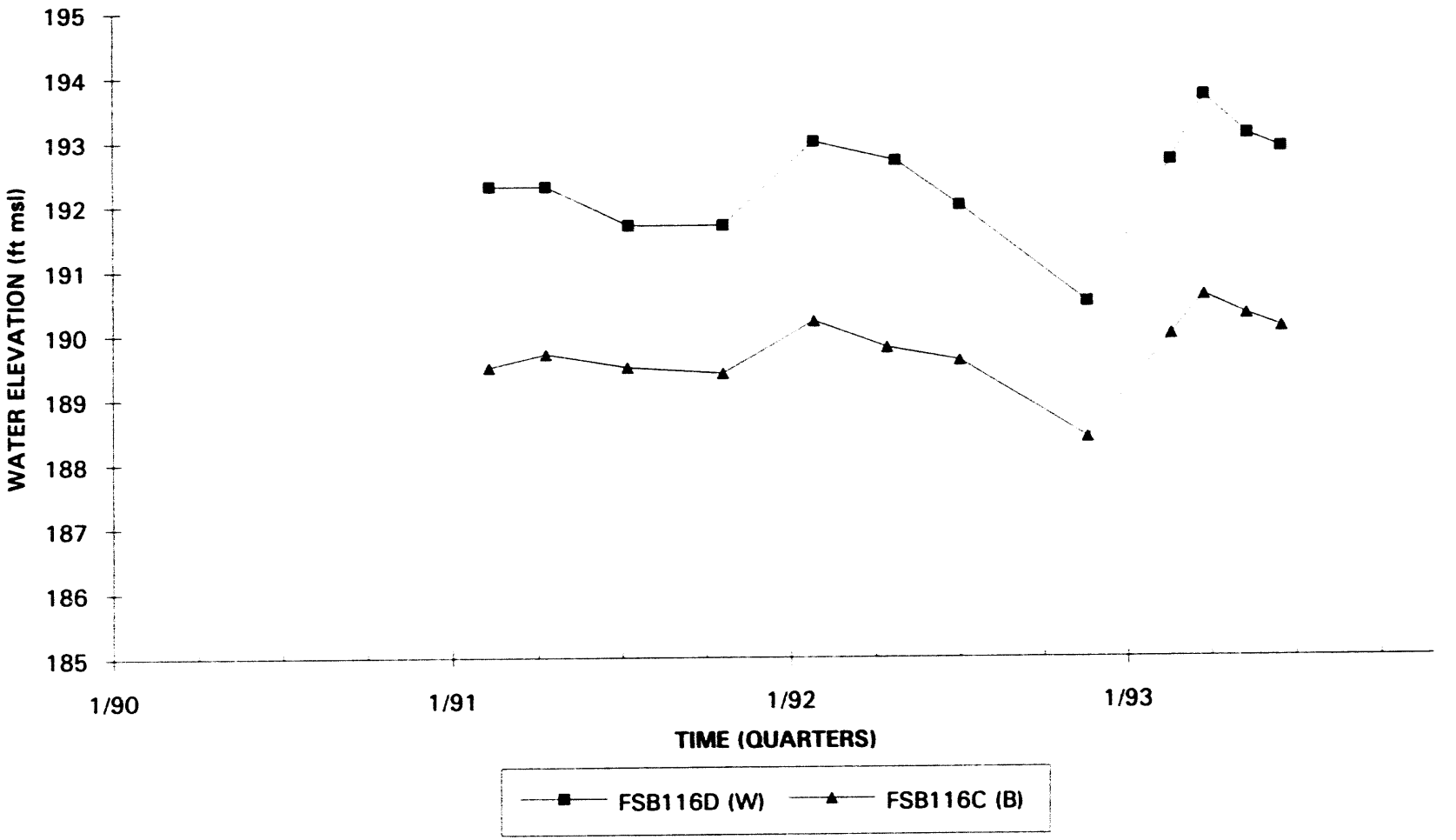

Note: W = Water Table (IIB2); B = Barnwell (IIB1); M = McBean (IIB1); UC = Upper Congaree (IIA); MC = Middle Congaree (IIA); LC = Lower Congaree (IIA)

Hydrograph
Well FSB117D

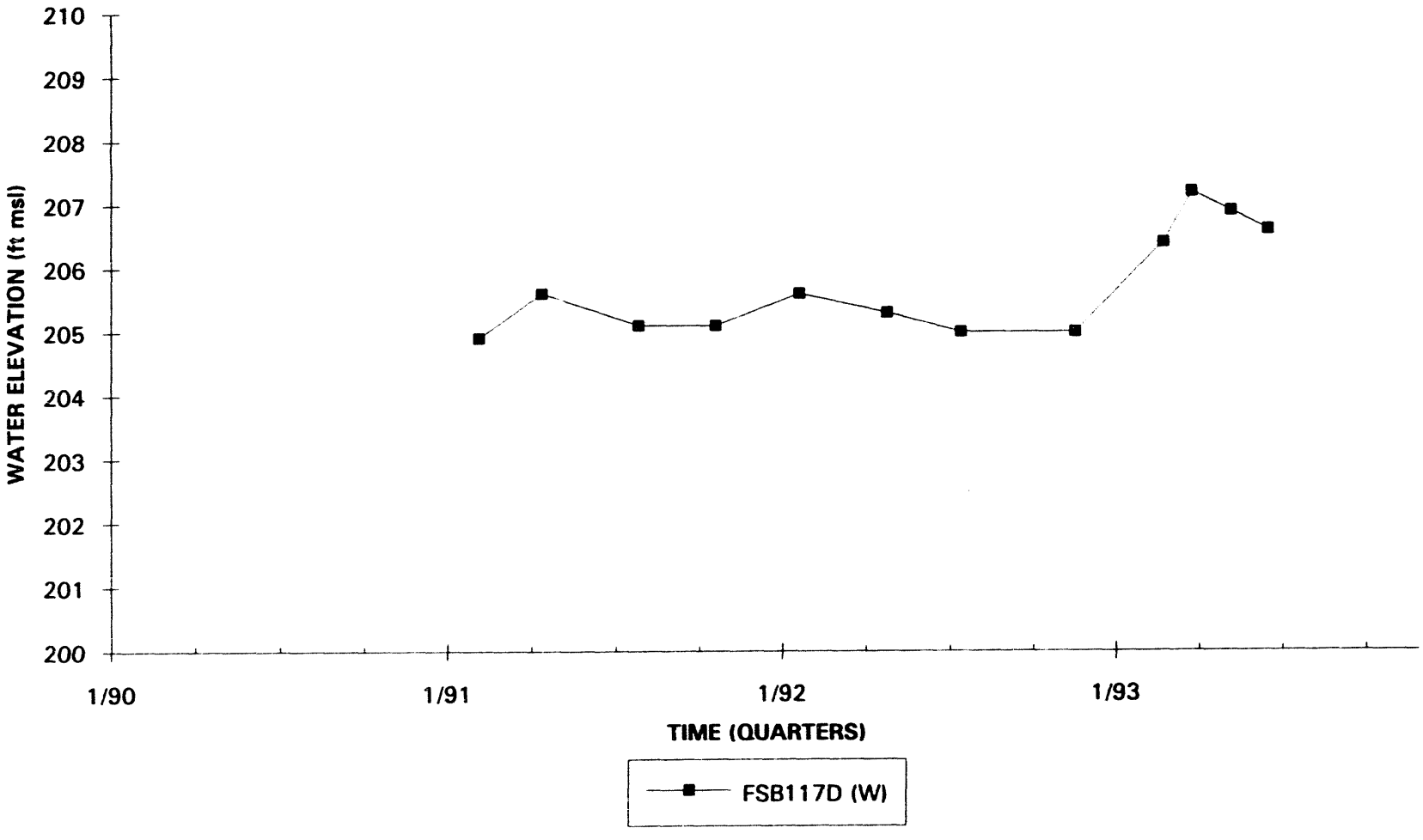

Note: W = Water Table (IIB2); B = Barnwell (IIB1); M = McBean (IIB1); UC = Upper Congaree (IIA); MC = Middle Congaree (IIA); LC = Lower Congaree (IIA)

Hydrograph
Well FSB118D

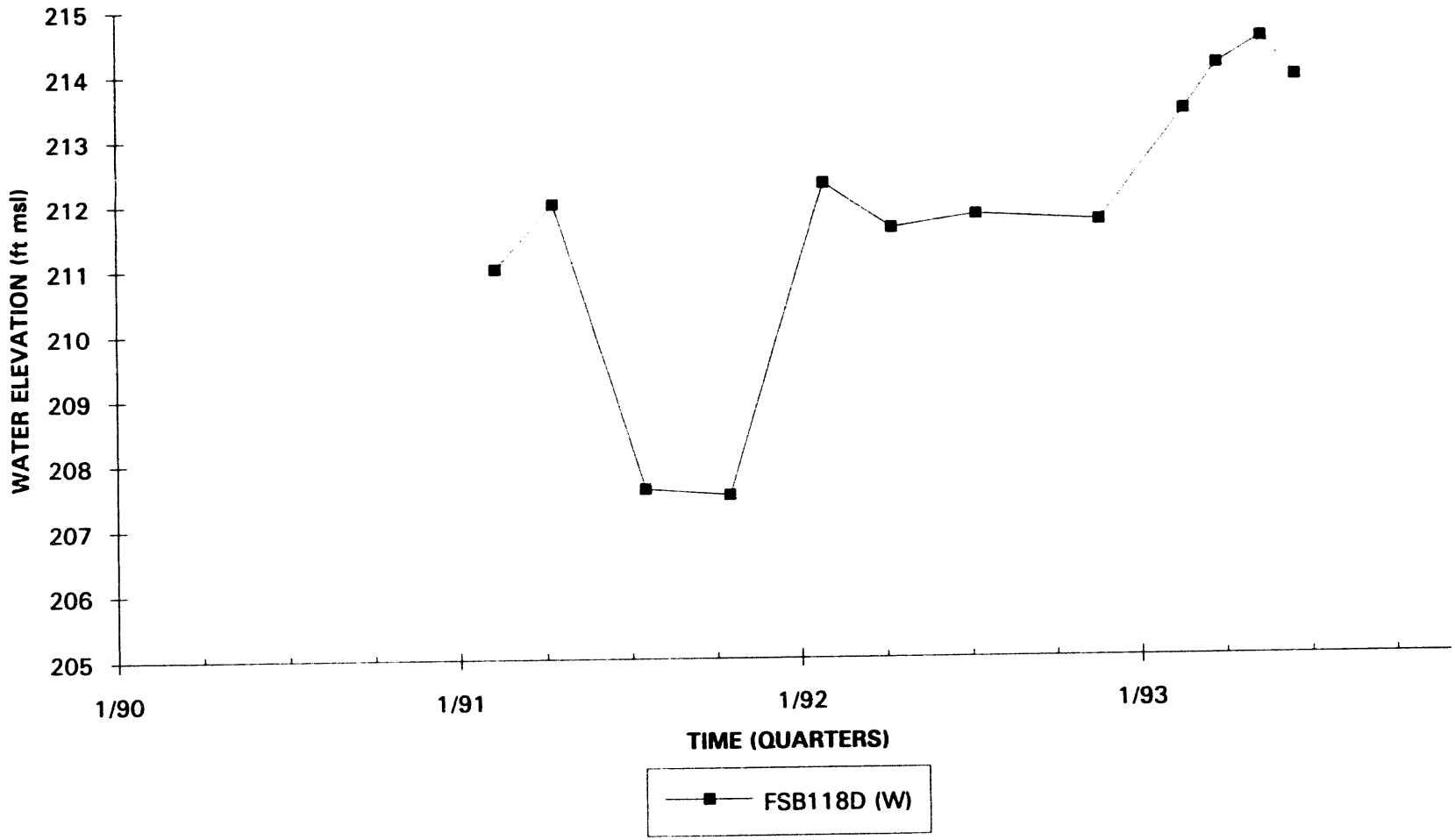

Note: W = Water Table (IIB2); B = Barnwell (IIB1); M = McBean (IIB1); UC = Upper Congaree (IIA); MC = Middle Congaree (IIA); LC = Lower Congaree (IIA)

Hydrograph
Well FSB119D

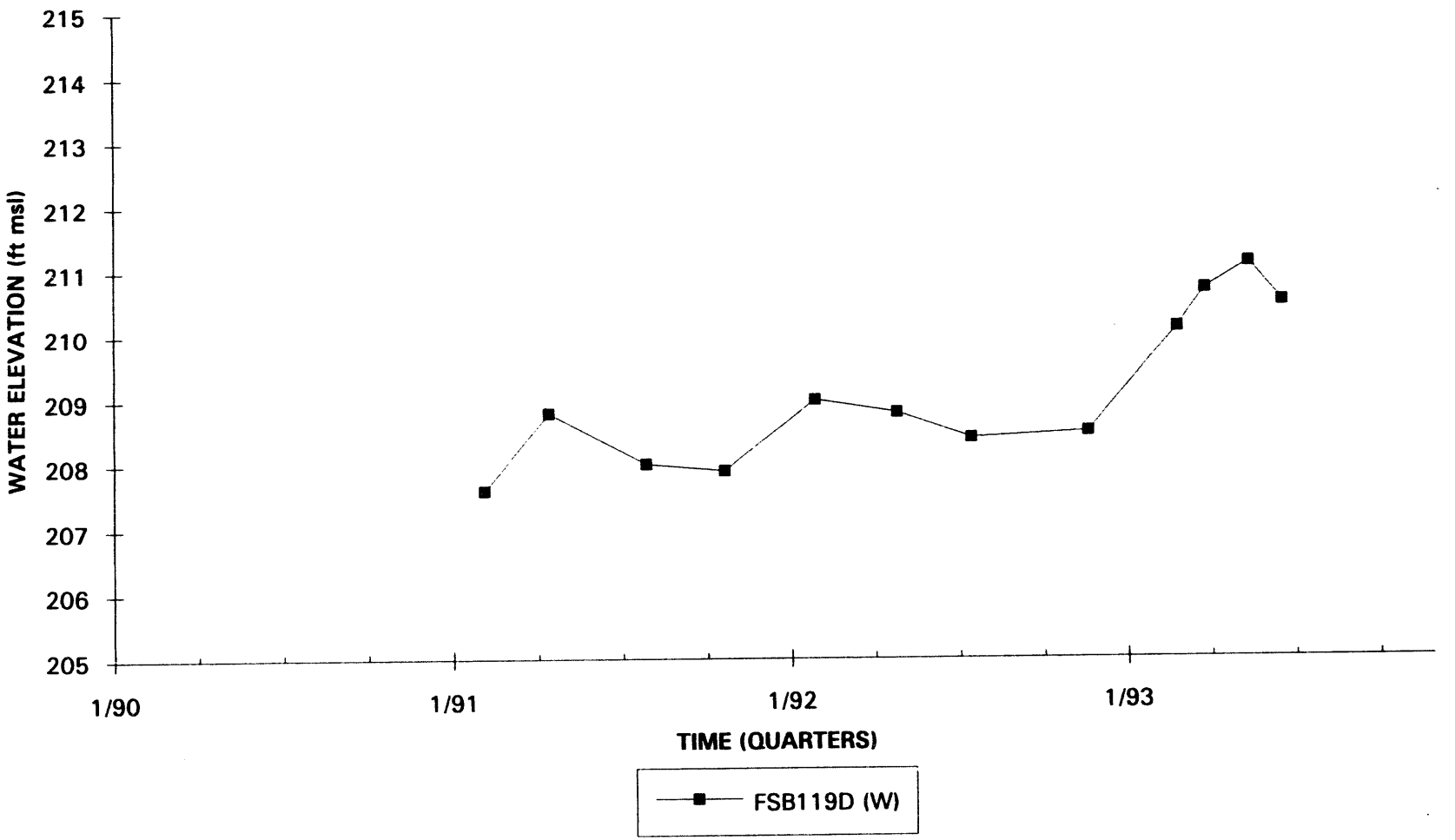

Note: W = Water Table (IIB2); B = Barnwell (IIB1); M = McBean (IIB1); UC = Upper Congaree (IIA); MC = Middle Congaree (IIA); LC = Lower Congaree (IIA)

Hydrograph
Well Cluster FSB120

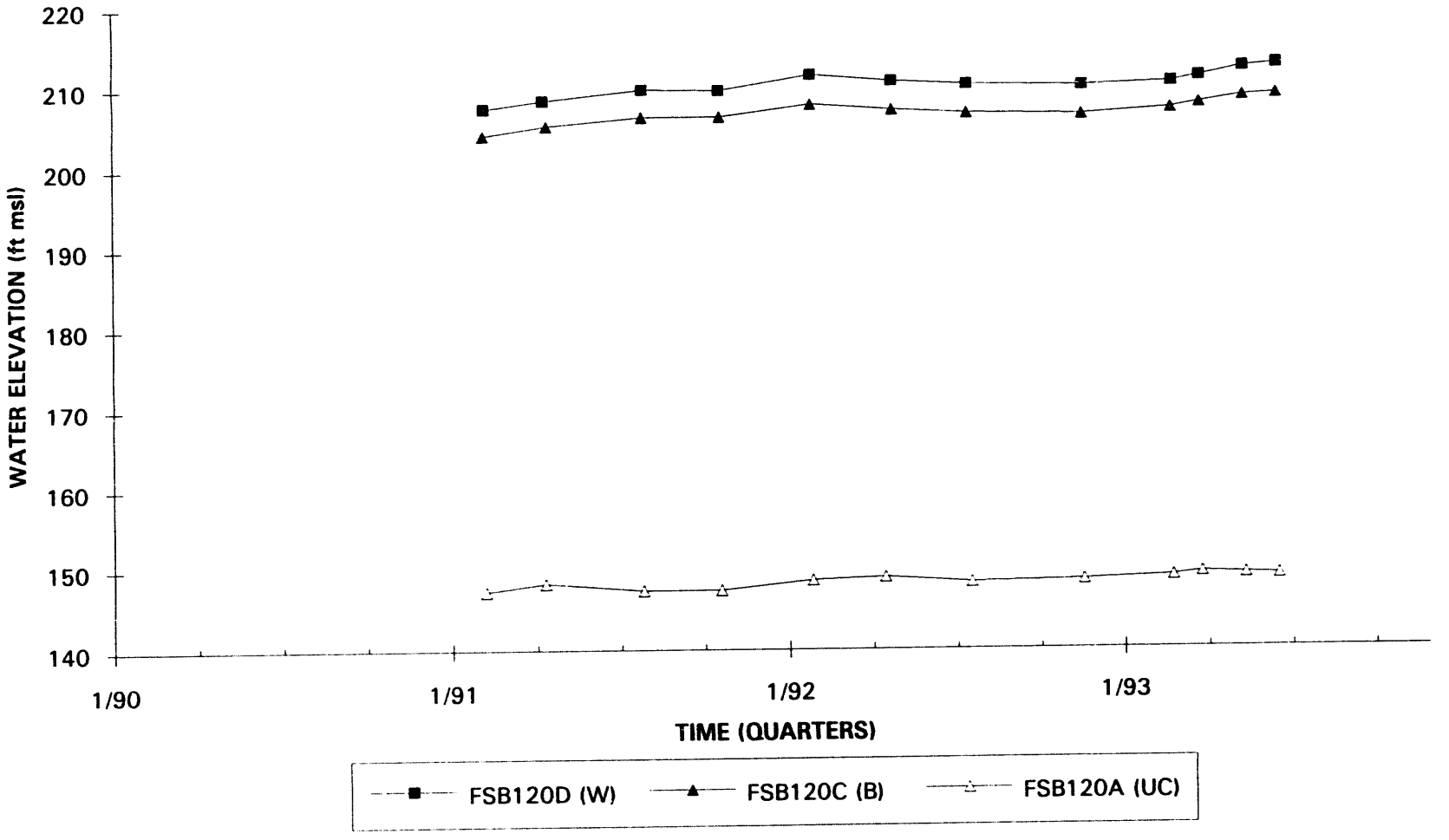

Note: W = Water Table (IIB2); B = Barnwell (IIB1); M = McBean (IIB1); UC = Upper Congaree (IIA); MC = Middle Congaree (IIA); LC = Lower Congaree (IIA)

Hydrograph
Well Cluster FSB121

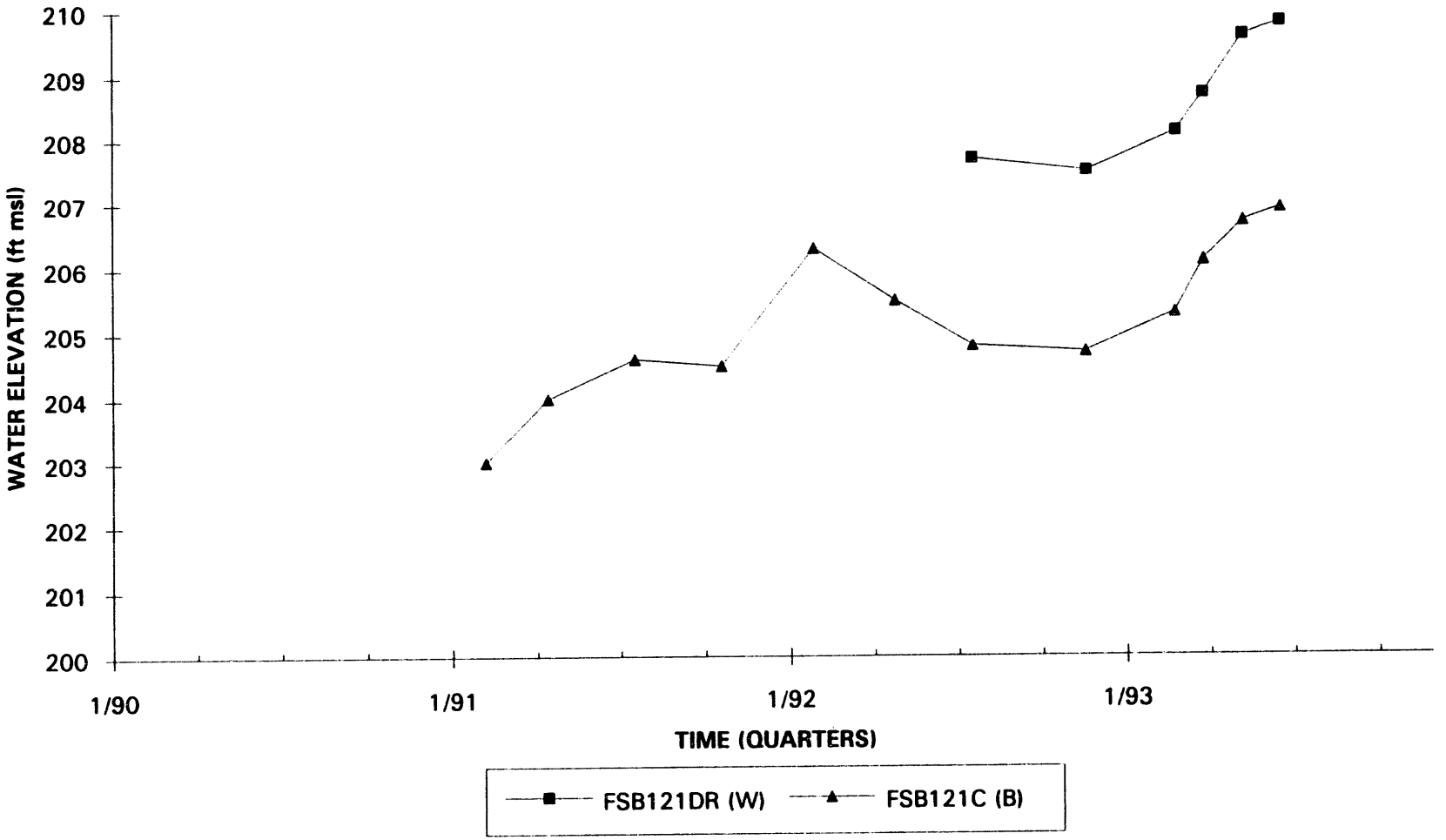

Note: W = Water Table (IIB2); B = Barnwell (IIB1); M = McBean (IIB1); UC = Upper Congaree (IIA); MC = Middle Congaree (IIA); LC = Lower Congaree (IIA)

Hydrograph
Well Cluster FSB122

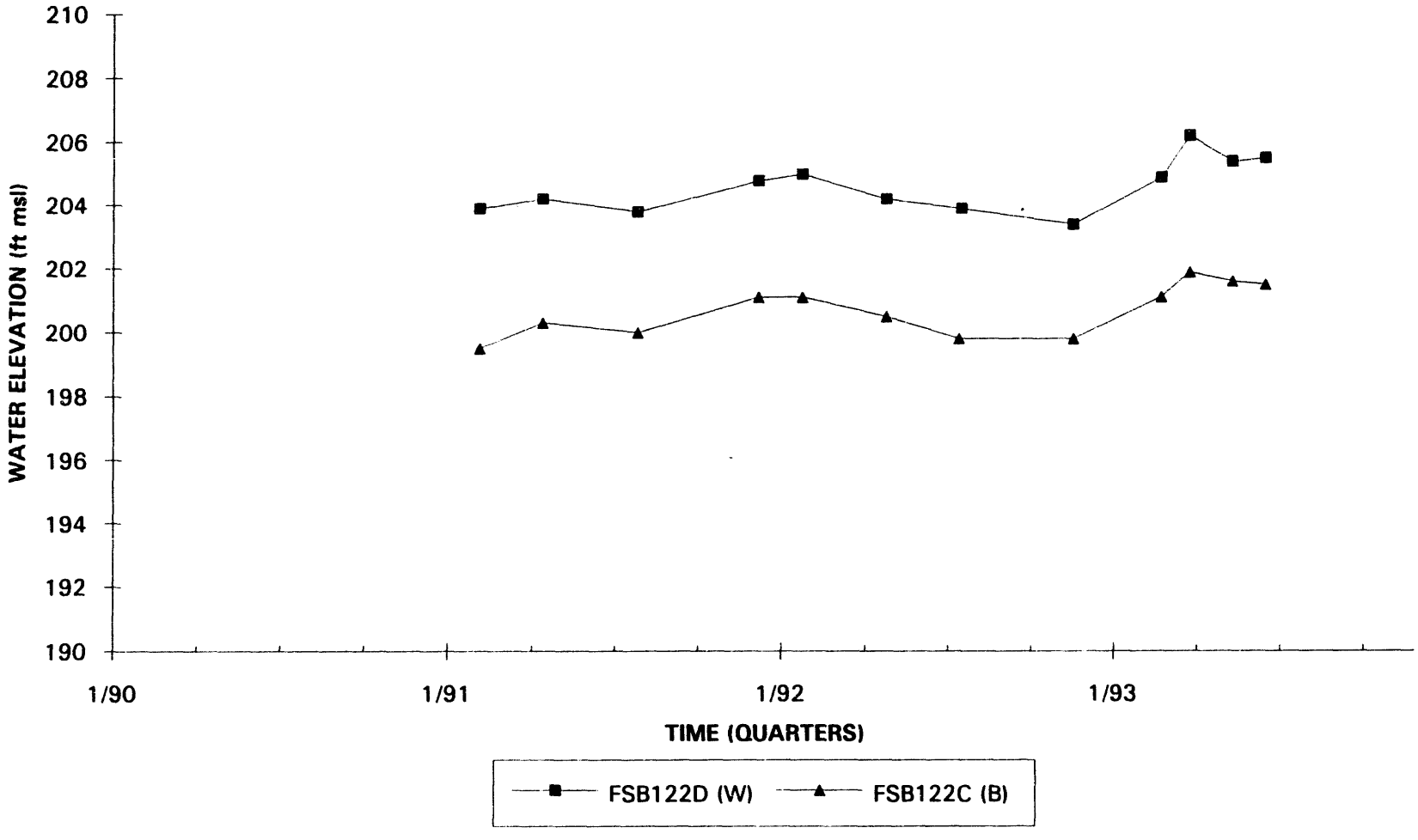

Note: W = Water Table (IIB2); B = Barnwell (IIB1); M = McBean (IIB1); UC = Upper Congaree (IIA); MC = Middle Congaree (IIA); LC = Lower Congaree (IIA)

Hydrograph
Well Cluster FSB123

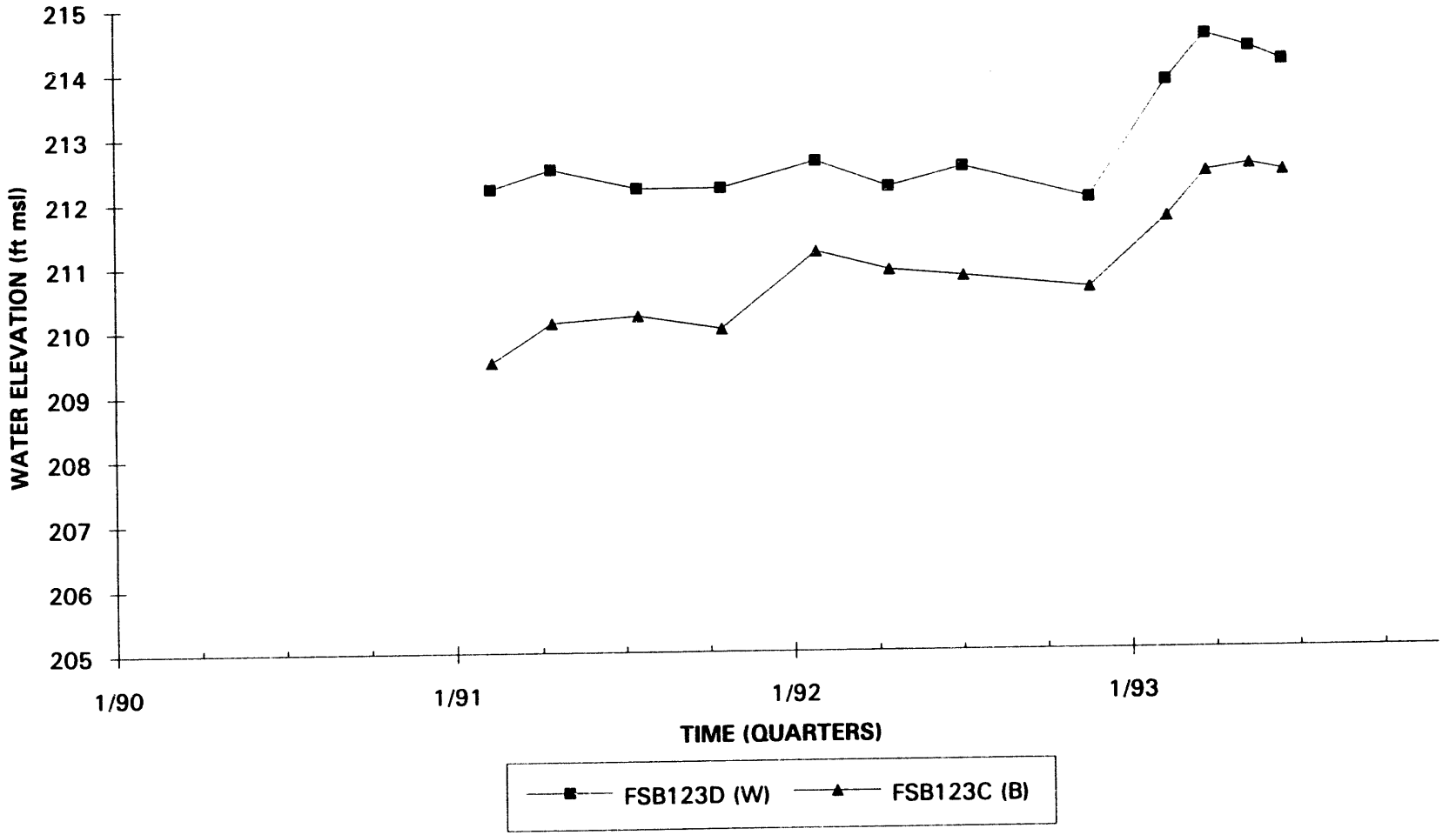

Note: W = Water Table (IIB2); B = Barnwell (IIB1); M = McBean (IIB1); UC = Upper Congaree (IIA); MC = Middle Congaree (IIA); LC = Lower Congaree (IIA)

DATE
FILMED
6/6/94

END