



O



*SESAME Equation of State Number 8020:
Polyetheretherketone (PEEK)*


J. C. Boettger

J. D. Johnson

Los Alamos
NATIONAL LABORATORY

Los Alamos, New Mexico 87545

MASTER

THIS IS THE MASTER COPY OF THIS DOCUMENT. 

SESAME Equation of State Number 8020: Polyetheretherketone (PEEK)

by

J. C. Boettger and J. D. Johnson

ABSTRACT

A new SESAME equation of state (EOS) for the polymer polyetheretherketone (PEEK) has been generated using the computer program GRIZZLY. This new EOS has been added to the SESAME EOS library as material number 8020.

A few general guidelines for estimating the thermodynamic parameters for polymers needed to generate an EOS with GRIZZLY are suggested.

I. INTRODUCTION

The SESAME equation of state (EOS) library has been a valuable data resource for its many users since its inception.¹ Currently, the library contains EOSs for roughly 150 materials with a wide range of physical characteristics; e.g., metals, insulators, liquids, rocks, etc. In recent years, one of the most significant areas of growth for the library has been polymers and polymer composites (materials produced by embedding some relatively hard substance inside a polymer matrix). For example, the SESAME library already includes EOSs for silicone rubber,² boron-filled silicone,³ phenolic refrasil,⁴ and polycarbonate,⁵ to name only a few. This interest in the EOSs of polymers and composites has been motivated by the wide range of properties

exhibited by these materials and the ease with which they can be fabricated in any desired shape.

Unfortunately, by definition, polymers have exceptionally complicated molecular structures, which make their EOSs unusually difficult to model; see discussion on page 6. In addition, many of the newer polymers (and even some of the older ones) are poorly characterized experimentally. Thus, it is often impossible to find reliable thermodynamic data to be used as input to GRIZZLY,⁶ the locally developed computer program for calculating SESAME EOSs. It is particularly difficult to find meaningful data for the Debye temperature (Θ_D), the Gruneisen parameter (γ_0), and the cohesive energy (E_c).

In this investigation, a SESAME EOS has been constructed for polyetheretherketone (PEEK), a relatively new "high performance engineering" thermoplastic. In the course of developing the new EOS for PEEK, a simple pragmatic approach to estimating Θ_D , γ_0 , and E_c for polymers has been developed based on experience accumulated during the past few years. Some basic guidelines for estimating the needed data and the general ideas underlying them will be discussed here in considerable detail. The new EOS for PEEK will be added to the SESAME library as material number 8020.

In the next section, the models and input parameters used to generate the EOS for material number 8020 are described in detail. The new SESAME EOS for PEEK is presented and discussed in Section III.

II. METHODOLOGY

Most of the EOSs in the SESAME library are partitioned into three terms for the pressure P , the internal energy E , and the Helmholtz free energy A :

$$P(\rho, T) = P_s(\rho) + P_n(\rho, T) + P_e(\rho, T) \quad (1)$$

$$E(\rho, T) = E_s(\rho) + E_n(\rho, T) + E_e(\rho, T) \quad (2)$$

$$A(\rho, T) = A_s(\rho) + A_n(\rho, T) + A_e(\rho, T) \quad (3)$$

where ρ is the density and T is the temperature. (In the SESAME library, discrete values of ρ and T are chosen to form a mesh on which P , E , and A are stored.) The subscripts s , n , and e denote the contributions from the static lattice (i.e., frozen nuclei) cold curve (zero temperature isotherm), the nuclear motion, and the thermal electronic excitations, respectively. It is thus possible to calculate (or update) each term independently using any desired model. Here, all three pieces of the EOS have been generated with GRIZZLY.⁶

Electronic Contributions

In GRIZZLY, the only model currently available for calculating the thermal electronic contributions is the Thomas-Fermi-Dirac (TFD) model.⁷ First, thermal electronic contributions were generated for each individual atom in PEEK. Those monatomic thermal electronic EOSs were then combined via additive volume mixing⁶ to form the total electronic contribution to the EOS. This part of the calculation requires the number fraction (N_i), atomic number (Z_i), and atomic mass (A_i) for each species of

atom. The nominal chemical formula for an isolated monomer of PEEK (composed of three benzene rings coupled by two oxygens and one CO) is $C_{19}H_{12}O_3$.⁸ It is trivial to calculate the needed values of N_i from the monomer formula; see Table 1. Table 1 also lists the values of A_i and Z_i for each constituent atom in PEEK.⁹

Table 1: Atomic Composition Of PEEK

Atom	N_i	A_i	Z_i
C	0.5588	12.01	6.0
H	0.3529	1.008	1.0
O	0.0883	15.999	8.0

Nuclear Contributions

The thermal nuclear contributions for PEEK were obtained with the JDJNUC nuclear model¹⁰ in GRIZZLY. In this model, the material is treated as a Debye solid at low temperatures and as an ideal gas at high temperatures. The JDJNUC model smoothly switches between these two limits for temperatures near the melt line, which is obtained from the Lindemann law. At the melting point on each isotherm, the JDJNUC model builds in a small two-phase region to simulate the melting transition. In addition to the data in Table 1, this part of the calculation requires an ambient value for the melt temperature (T_m) and some analytical form for the Gruneisen parameter as a function of density [$\gamma(\rho)$]. The Debye temperature (Θ_D) is computed from T_m using an empirical relationship that is based on the behavior of pure elements.

Because PEEK is a thermoplastic, it has a well-defined melting temperature (630

K)⁸ to be used as input to GRIZZLY. This value for T_m produces a reasonable Debye temperature of 560 K. However, many polymers are not so well behaved. In general, thermoset polymers (e.g., phenolic and epoxy) do not have a clearly defined melting transition. Instead, as the temperature is increased, thermoset polymers will be only partially melted and/or vaporized until very high temperatures are achieved. For these polymers, it makes more sense to estimate Θ_D and then back out an effective T_m as was done in Ref. 3. Even this approach is not straightforward since it is generally possible to define two values of Θ_D for any given polymer; one related to the intrachain phonon modes and the other (smaller value) associated with the interchain phonon modes.² For the purpose of forming SESAME EOSs the higher value of Θ_D should be used, since it will be applicable to temperatures above ambient. In the absence of experimental data for both T_m and Θ_D , it is suggested here that for a thermoplastic a melt temperature in the range of about 400 K to 700 K should be used, while for a thermoset a melt temperature on the order of 1000 K or greater would be more appropriate.

A generalized version of the standard CHART-D model¹¹ has been used to describe $\gamma(\rho)$; the IGRUN = 7 option in GRIZZLY.¹² In this formulation, the Gruneisen parameter is expressed as a quadratic function of ρ in the expanded region and as a quadratic function of $1/\rho$ in the compressed region. Four items of input are required to completely specify $\gamma(\rho)$: ambient values for $\gamma(\rho)$ and its derivative with respect to $\ln \rho$ [γ_0 and $d\gamma/d(\ln \rho)$], and its asymptotic values $\gamma(0)$ and $\gamma(\infty)$. For $\gamma(\infty)$, the default value of 2/3 has been used here. For the ambient logarithmic derivative, a

fairly small negative value (-0.05) was selected to ensure reasonably smooth thermal nuclear isotherms near ρ_0 . The two remaining input parameters, γ_0 and $\gamma(0)$, are somewhat more difficult to estimate.

Within GRIZZLY, γ is assumed to be independent of T ; a reasonable approximation for most classes of materials. However, for polymers, the Gruneisen parameter is known to be highly temperature-dependent because of the large difference between the interchain and intrachain phonon modes.¹³ At low temperatures, the soft interchain modes dominate and γ is quite large; on the order of 5.¹³ As the temperature increases, the interchain modes quickly saturate and the stiffer intrachain modes dominate. As a result, γ rapidly drops to values which are in the range $0.2 < \gamma < 1.3$. (Here the limits have been estimated by silicone rubber² and phenolic.⁴) The high temperature intrachain value seems most appropriate for the present purpose. As an additional complication, no experimental value of γ_0 is available for PEEK. Here, the value of γ_0 has been estimated by requiring the final EOS to reproduce the experimental thermal expansion coefficient; $\alpha(400K) \approx 4 \rightarrow 6 \times 10^{-5} K^{-1}$. The final value of γ_0 used here (0.33) yielded $\alpha(400K) \approx 6 \times 10^{-5} K^{-1}$. Since α is generally known even for the newer polymers, this procedure should be widely applicable.

The final input parameter needed to determine $\gamma(\rho)$ is the low-density limit $\gamma(0)$. If $\gamma(0)$ is chosen to be significantly smaller than γ_0 , the nuclear isotherms cross; a clearly unphysical result. On the other hand, if $\gamma(0)$ is chosen to be significantly larger than γ_0 , the nuclear isotherms exhibit a significant amount of structure near the ambient density, which is hard to justify on physical grounds. To avoid both of these difficulties,

an intermediate value was chosen; $\gamma(0) = 2/3$. Similar considerations should apply to other polymers that have small values of γ_0 .

Cold Curve

The static lattice cold curve for modest compressions (≤ 2.0) was calculated by removing thermal contributions from a Hugoniot that was read in as a table of particle and shock velocities (U_p , U_s) chosen to give a reasonable fit to the available Hugoniot and sound speed data;¹⁴ see Table 2. For high compressions, the cold curve was required to smoothly extrapolate to a mixed TFD cold curve. This method of calculation ensures that the compressed EOS will reproduce the experimental Hugoniot and also have the correct asymptotic behavior. In the expanded region ($\rho < \rho_0$), the cold curve was forced to have a generalized Lennard-Jones form⁶ that was constrained to smoothly connect with the compressed portion of the cold curve and have the correct cohesive energy (E_c). In addition to the parameters already mentioned, the expanded cold curve calculation requires a parameter FACLJ³ (here 0.2), which controls the shape of the expanded cold curve.

Table 2: Input Hugoniot Points For PEEK

U_p (km/s)	U_s (km/s)	U_p (km/s)	U_s (km/s)
0.00	2.300	3.35	6.758
1.21	4.447	5.00	9.018
2.69	6.517		

The only input parameter which remains to be determined is the cohesive energy (E_c). Once again, this parameter is difficult to select for polymers, due to their complicated molecular structure. In the absolute sense, there is no ambiguity about determining E_c . It is simply the energy required to divide the system into a collection of isolated atoms; typically 100 kcal/avg-atom-mole for a hydrocarbon. However, using this rather large value for E_c generally will result in a predicted critical temperature (T_c) on the order of $3000 \rightarrow 7000$ K, a value which is probably too large for many polymers, depending on precisely how they dissociate at high temperatures.

For a thermoplastic such as PEEK, it is likely that the polymer chains will break up into a collection of benzene molecules (and/or other volatiles) at a temperature on the order of $1000 \rightarrow 3000$ K. At much higher temperatures (roughly 5000 K or higher) the individual molecules will decompose into individual atoms. In this case, it will be more reasonable to approximate E_c with the energy needed for the initial dissociation into molecules rather than using the absolute cohesive energy. Thus, E_c can be adusted to obtain a realistic T_c ; say $2 \rightarrow 4 \times T_m$. For PEEK, $E_c = 35$ kcal/avg-atom-mole was used, resulting in $T_c = 2050$ K ($\approx 3.3 \times T_m$).

In contrast to the thermoplastic polymers, thermoset polymers generally have strong crosslinking between the molecular chains and may remain solid at very high temperatures, although some volatiles will be driven off at lower temperatures. The solid residue left behind will be primarily composed of carbon, for which $T_c = 8200$ K.¹⁵ Although a thermoset polymer will not have a well-defined T_m , it is clear that its T_c should be significantly higher than for a thermoplastic. It is suggested here that the

absolute value of E_c should be used for a thermoset, unless an unrealistically large value of T_c results.

III. RESULTS

Figure 1 compares the present theoretical Hugoniot for PEEK with experimental data from Ref. 14. There are two important features apparent in both the experimental data and the theoretical line. First, there is a phase transition in the region $2.7 < U_p < 3.2$ km/s. This phase transition is characteristic of many polymers and may be due to pressure-induced crosslinking between the chains.¹⁶ Second, as U_p approaches zero, U_s drops more rapidly than would be expected based on the nearly linear behavior exhibited in the range $1.0 \text{ km/s} < U_p < 2.7 \text{ km/s}$. Again, this result is fairly standard for polymers (especially soft ones) and is due to the large difference between the interchain and intrachain binding.¹⁶ As the interchain separation is decreased under pressure, the bulk modulus and U_s both increase rapidly until the interchain spacing becomes comparable to the intrachain spacing, at which point the Hugoniot becomes linear. In general, the new EOS for PEEK provides a good fit to the experimental Hugoniot data.

Figure 2 shows a selected group of P vs. ρ isotherms from the new SESAME EOS for PEEK. In general, the theoretical isotherms reveal no pathologies in the new EOS. The effect of the solid-solid phase transition (discussed above) on the isotherms can be seen for $\rho \approx 2.5 \text{ gm/cm}^3$. One of the isotherms shown in Fig. 2 has $T = T_c = 2050 \text{ K}$. Although it is not apparent in Fig. 2, the new EOS for PEEK also reproduces

the experimental thermal expansion coefficient, as was discussed above.

Overall the new EOS for PEEK should be reliable for all applications which involve shock loading; or other processes that lie near the principal Hugoniot. This new EOS will be added to the SESAME library as material number 8020.

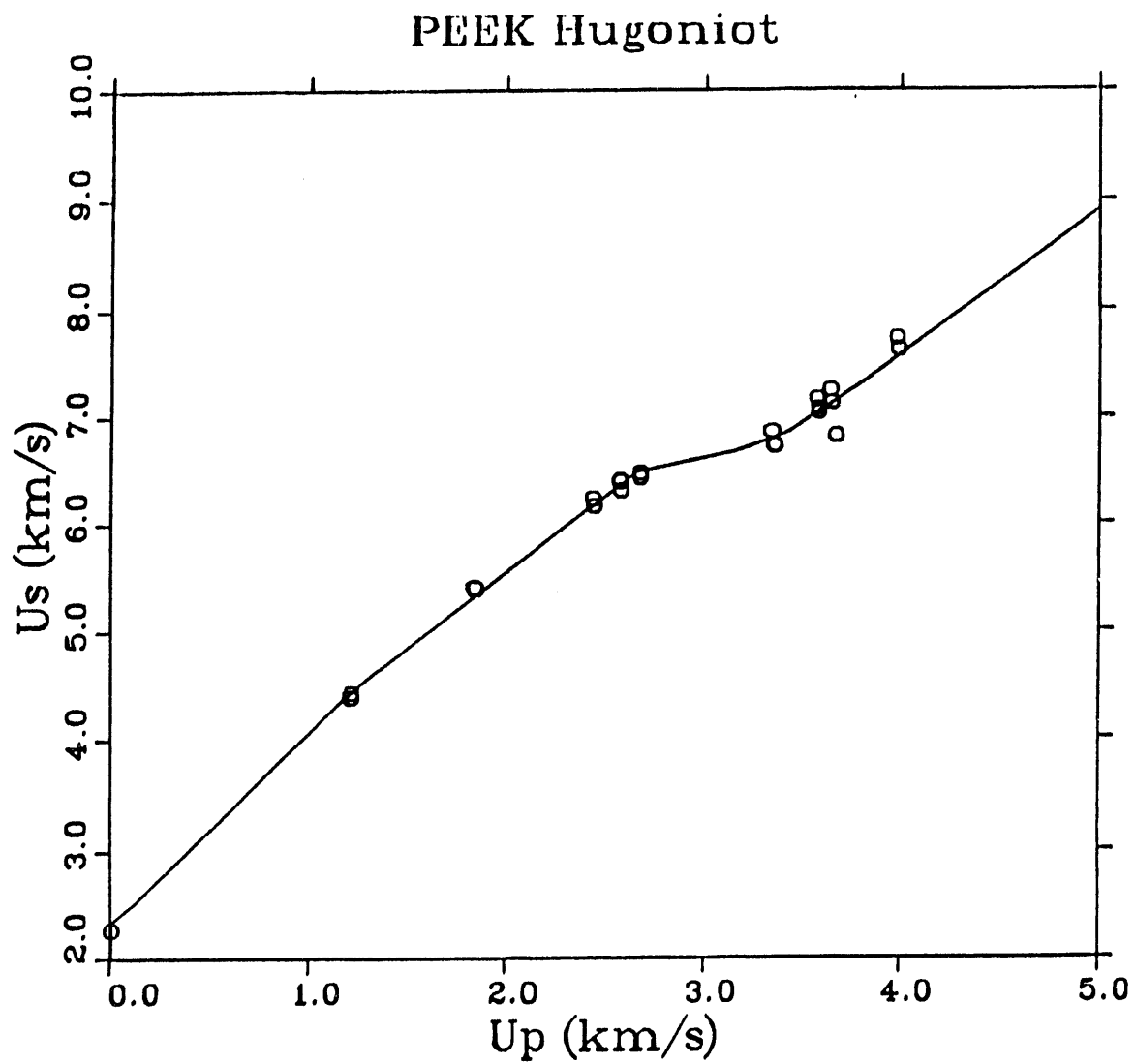


Figure 1. The theoretical Hugoniot for PEEK is compared with Hugoniot data from Ref. 14.

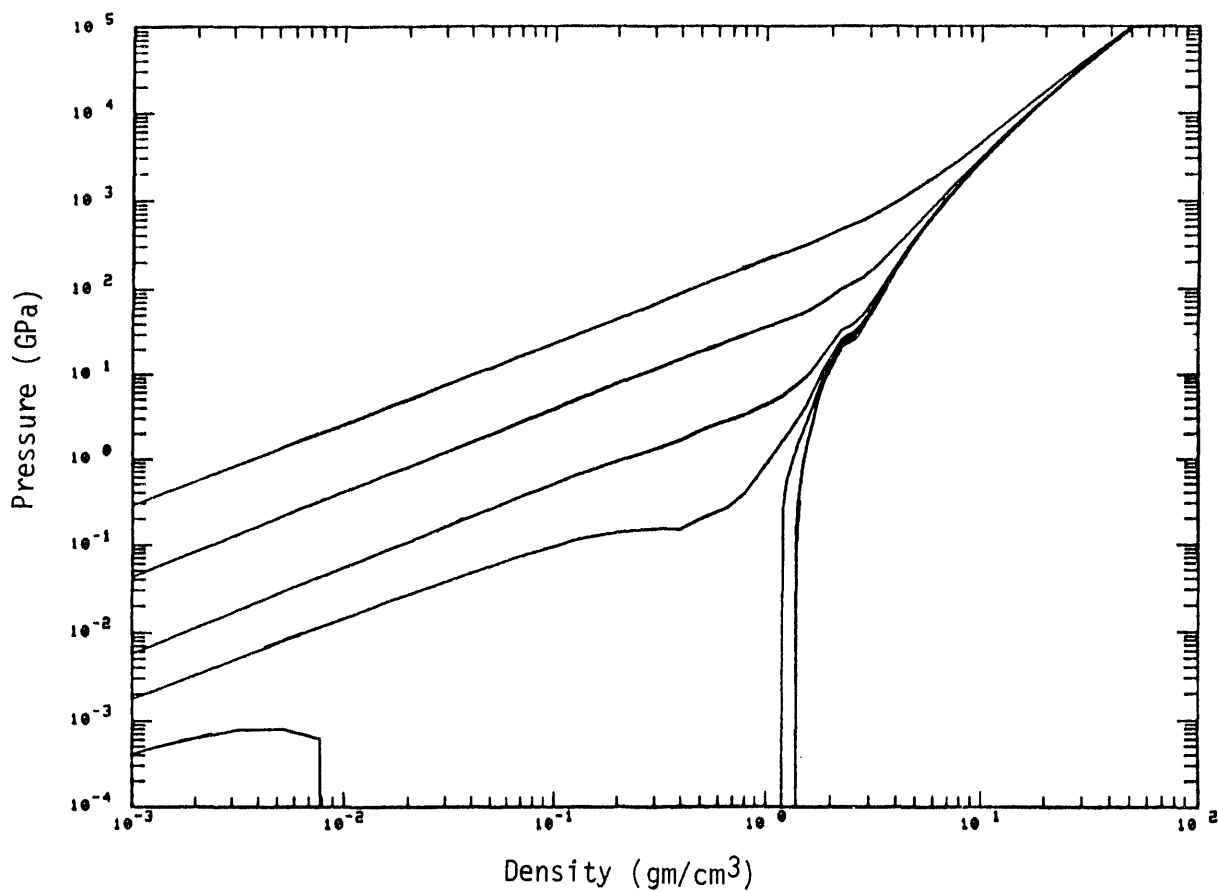


Figure 2. Selected isotherms from the theoretical SESAME EOS for PEEK. The temperatures included are 0 K, 1000 K, 2050 K, 5000 K, 25000 K, and 100000 K.

REFERENCES

1. S. P. Lyon and J. D. Johnson, editors, "SESAME: The Los Alamos National Laboratory Equation Of State Database," Los Alamos National Laboratory Document LA-UR-92-3407 (October 1992).
2. F. Dowell, "A simple EOS for the Silicone Rubber Sylgard 184," Los Alamos National Laboratory Report LA-10164-MS (August 1984).
3. J. C. Boettger, "SESAME Equation Of State Number 8010: Boron Loaded Silicone Potting Material," Los Alamos National Laboratory Report LA-12541-MS (May 1993).
4. J. C. Boettger, "SESAME Equation of State for a Polymer Composite: Phenolic Refrasil," Los Alamos National Laboratory Report LA-11512-MS (March 1989).
5. J. C. Boettger, "SESAME Equation Of State Number 7740: Polycarbonate," Los Alamos National Laboratory Report LA-12120-MS (May 1991).
6. Joseph Abdallah, Jr., "User's Manual for GRIZZLY," Los Alamos National Laboratory report LA-10244-M (September 1984).
7. R. D. Cowan and J. Ashkin, *Phys. Rev.* 105, 144 (1957).
8. C. Sandoval, personal communication (May 1993).
9. N. W. Ashcroft and N. D. Mermin, *Solid State Physics* (Holt, Rinehart, and Winston, New York, 1976).
10. J. D. Johnson, "A Generic Model For The Ionic Contribution To The Equation Of State," Los Alamos National Laboratory Report LA-12003-MS (January 1991).

11. S. L. Thompson and H. S. Lawson, "Improvements to the CHART-D Radiation-Hydrodynamics Code III; Revised Analytic Equations of State," Sandia Laboratories report SC-RR-710714 (1972).
12. S. P. Lyon, "Addenda for GRIZZLY Table I-1," unpublished report obtainable from Group T-1 at Los Alamos National Laboratory.
13. Y. K. Godovsky, *Thermophysical Properties Of Polymers* (Springer-Verlag, New York, 1992).
14. B. Olinger, J. Fritz, and C. E. Morris, "Equations Of State For PEEK, Epon 828, and Carbon Fiber - Epon Composite," unpublished preliminary report, Los Alamos National Laboratory (March 1993).
15. R. W. Ohse and H. von Tippelskirch, *High T. - High P.* 9, 367 (1977).
16. W. J. Carter, S. P. Marsh, and R. G. McQueen, "Hugoniot Equation of State of Polymers," Los Alamos Scientific Laboratory document LA-UR-77-2062 (1977).

DATE

FILMED

11 / 13 / 94

END

