

LA-UR-21-30539

Accepted Manuscript

Benchmarking Information Scrambling

Harris, Joseph

Yan, Bin

Sinitsyn, Nikolai

Provided by the author(s) and the Los Alamos National Laboratory (2022-10-07).

To be published in: Physical Review Letters

DOI to publisher's version: 10.1103/PhysRevLett.129.050602

Permalink to record:

<http://permalink.lanl.gov/object/view?what=info:lanl-repo/lareport/LA-UR-21-30539>



Los Alamos National Laboratory, an affirmative action/equal opportunity employer, is operated by Triad National Security, LLC for the National Nuclear Security Administration of U.S. Department of Energy under contract 89233218CNA000001. By approving this article, the publisher recognizes that the U.S. Government retains nonexclusive, royalty-free license to publish or reproduce the published form of this contribution, or to allow others to do so, for U.S. Government purposes. Los Alamos National Laboratory requests that the publisher identify this article as work performed under the auspices of the U.S. Department of Energy. Los Alamos National Laboratory strongly supports academic freedom and a researcher's right to publish; as an institution, however, the Laboratory does not endorse the viewpoint of a publication or guarantee its technical correctness.

Benchmarking Information Scrambling

Joseph Harris,^{1,2,3} Bin Yan,^{1,4} and Nikolai A. Sinitsyn¹

¹*Theoretical Division, Los Alamos National Laboratory, Los Alamos, New Mexico 87545, USA*

²*Department of Applied Mathematics and Theoretical Physics,
University of Cambridge, Cambridge, CB3 0WA, UK*

³*School of Physics and Astronomy, University of Edinburgh, Edinburgh, EH9 3FD, UK*

⁴*Center for Nonlinear Studies, Los Alamos National Laboratory, Los Alamos, New Mexico 87545, USA*

(Dated: October 6, 2022)

Information scrambling refers to the rapid spreading of initially localized information over an entire system, via the generation of global entanglement. This effect is usually detected by measuring a temporal decay of the out-of-time order correlators. However, in experiments, decays of these correlators suffer from fake positive signals from various sources, e.g., decoherence due to inevitable couplings to the environment, or errors that cause mismatches between the purported forward and backward evolutions. In this work, we provide a simple and robust approach to single out the effect of genuine scrambling. This allows us to benchmark the scrambling process by quantifying the degree of the scrambling from the noisy backgrounds. We also demonstrate our protocol with simulations on IBM cloud-based quantum computers.

In complex many-body systems, initially localized information quickly spreads throughout the entire system—a process known as information scrambling. Though information is ultimately conserved, it gets encoded into global entanglement among many degrees of freedom, and hence becomes inaccessible by local measurement. Information scrambling was originally studied in the context of black hole physics [1–3], and has since emerged as a field with a wide-ranging impact across different areas in physics, e.g., quantum chaos in many-body systems [4–10], phase transition [11, 12], and quantum machine learning [13]. Considerable effort has also been made in probing this effect in various experimental systems [14–16].

Information scrambling is usually measured by the temporal decay of the out-of-time order correlators (OTOCs) [2, 17, 18], defined as

$$\langle W^\dagger(t)V^\dagger W(t)V \rangle, \quad (1)$$

where the average is taken over a given quantum state. W and V are local operators, usually considered to act on distinct subsystems. $W(t)$ is the Heisenberg evolution of W , which becomes a global operator as scrambling proceeds, causing decay of the OTOCs.

However, it is difficult to distinguish between scrambling and decoherence [19]: the latter causes leakage of the system information to the environment and, in general, induces decay of the OTOC as well. Protocols that measure the OTOC often involve forward and backward evolution of the system, which in practice do not exactly match each other due to operational errors. This can also cause decay of the OTOC signals. Understanding the behavior of scrambling in presence of decoherence and operational errors is an active and ongoing research in the field [19–28]. In this line of effect, the first experiment that provided a positive verification of scrambling was performed with trapped ions [14], using a teleportation-based protocol [19]. This approach uses two copies of the system and an entangled input state (Bell state) be-

tween the copies, requiring sophisticated engineering of the system and therefore hindering its practical applications. More recently, the field has witnessed an increasing number of studies of information scrambling in various experimental platforms, e.g., superconductors [29], trapped ions [25], and cloud-based quantum computers [30–32]. However, it remains a challenge to design a simple and robust protocol for benchmarking the true signals of scrambling from a noisy background.

In this work, we propose a solution to this task. Our approach is based on a novel quantum butterfly effect [10, 33] that can unambiguously distinguish scrambling and nonscrambling dynamics. Due to the global entanglement generated by scrambling, information becomes more robust against local perturbations, and hence, when scrambled and disturbed by local perturbations, can still be partially recovered through a reversed unscrambling process. In contrast, decoherence and errors only temper this effect and weaken the signal produced by true scrambling. In the following, we develop the underlying theory, introduce the benchmarking protocol, and apply it to a model problem of fast scrambling in the presence of decoherence.

In chaotic classical dynamics, small perturbations in the initial conditions can trigger dramatic changes in the time evolution. This effect is well known as the Lorenz

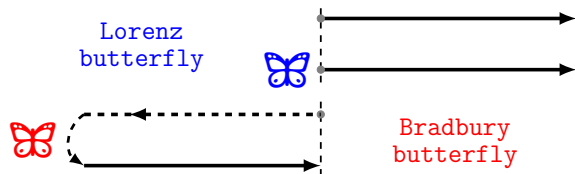


FIG. 1. In the Lorenz picture of the butterfly effect, one compares two trajectories evolved under the same Hamiltonian, but with slightly different initial conditions. In the Bradbury picture, perturbation is applied in the past.

butterfly effect. An (classically) equivalent picture of the butterfly effect was introduced by Bradbury [34], where the perturbation is applied in the past (Fig. 1). However, these two pictures exhibit subtle differences in quantum dynamics [10, 35]: the overlap between the two trajectories (wave functions) in the Lorenz picture remains a constant during time evolution, due to the unitarity of (isolated) quantum dynamics. On the other hand, in the Bradbury picture, the overlap between the two states at time $t = 0$ —the initial input state and the final output state after the backward and forward evolution loop—does decay as a function of the evolution time. Moreover, asymptotically, the output state always contains partial information of the initial one, with the amount of information determined by the type of perturbation. This is in sharp contrast with classical chaotic dynamics, which on average smear all the initial information over the entire accessible phase space. For these reasons, we propose to call this phenomenon the quantum antibutterfly effect.

More precisely, the perturbation in the “past” can be described by a general quantum channel Λ :

$$\rho \rightarrow \Lambda(\rho) = \sum_k M_k^\dagger \rho M_k, \quad \sum_k M_k M_k^\dagger = \mathbb{I}, \quad (2)$$

where \mathbb{I} is the identity operator, and M_k are the Kraus operators. The initial state ρ , after the Bradbury’s process aforementioned, becomes

$$\rho(t) = U_t \Lambda(U_t^\dagger \rho U_t) U_t^\dagger, \quad (3)$$

where U_t is the evolution operator for a time t . This process is also recognized as the quantum twirling channel of the perturbation Λ [36].

After a long time evolution with a chaotic Hamiltonian, when the evolution operator becomes sufficiently random, the asymptotic state can on average be described as

$$\rho_{\text{as}} = p\rho + (1-p)\frac{\mathbb{I}}{d}, \quad (4)$$

where d the dimension of the total Hilbert space and the probability p is determined by the error channel, namely,

$$p = \frac{\sum_k \text{Tr} M_k \text{Tr} M_k^\dagger - 1}{d^2 - 1}. \quad (5)$$

A detailed derivation of this form is presented in Supplemental Material (SM).

To extract this universal probability p , one can measure, e.g., the fidelity of the output state of the twirling channel. Here, we will focus on a similar quantity, the overlap between the final and initial states,

$$F(t) \equiv \text{Tr} [\rho(t) \cdot \rho] = \sum_k \text{Tr} \left[M_k^\dagger(t) \rho M_k(t) \rho \right], \quad (6)$$

whose asymptotic value has a simple expression

$$F_{\text{as}} = p\text{Tr} [\rho^2] + (1-p)/d. \quad (7)$$

One can verify that this asymptotic value of the overlap applies to small subsystems as well, for which the overlap can be evaluated through a state tomography.

We would like to emphasize several remarks:

i) The asymptotic state (4) is obtained by averaging over an ensemble of random unitaries with respect to Haar measure [37]. However, the fluctuation from the mean is exponentially small in the size of the total system. Consequently, for a single unitary randomly drawn from such an ensemble, deviations from this averaged behavior are exponentially suppressed.

ii) The overlap (6) is identified as a sum of special types of OTOCs between the state ρ and the Kraus operators. Hence, scrambling causes decay of the overlap in the same manner as to the OTOCs. This particular type of OTOC has been used [16] and demonstrated to have various benefits [38]. As will be shown in the following, this quantity can also acquire a large universal asymptotic value (7), which will respond further to decoherence and errors. This unique feature lies in the core of our protocol for singling out information scrambling.

Inspired by the above theory of the antibutterfly effect, we propose the following protocol to detect and benchmark information scrambling. In this protocol, the total system is sent through a Bradbury process, and only a subsystem is measured:

1. Initialize the total system such that a small subsystem is prepared in state ρ_S .
2. Evolve the system forward for a time t ; perturb a different subsystem, and then evolve the system backward for the same time t .
3. Measure the same subsystem, and evaluate its overlap with respect to the initial state ρ_S .

For example, for a (large) spin-1/2 system with scrambling dynamics, we prepare a single target spin in any pure state and choose the perturbation channel as a projective measurement on any single spin. The overlap computed with (7) and (5) saturates to ~ 0.75 . On the other hand, in the presence of decoherence and errors, the asymptotic state of the target spin will become random, hence resulting in ~ 0.5 overlap. Calculation of these values is presented in the SM.

We also note the similarity between our approach and randomized benchmarking (RB) protocol [39, 40] for quantum computers. Indeed, our approach inherits the main benefits of RB, i.e., it is scalable and is independent with errors in state initialization and readout.

As an illustration, we study a fast scrambling model recently proposed in Ref. [41]. The evolution unitary in the fast scrambling model consists of repetitive layers of circuit evolution. Each layer (Fig. 2a, right) is composed of Haar random single-qubit unitaries, immediately followed by a global entangling gate, i.e., which for n qubits

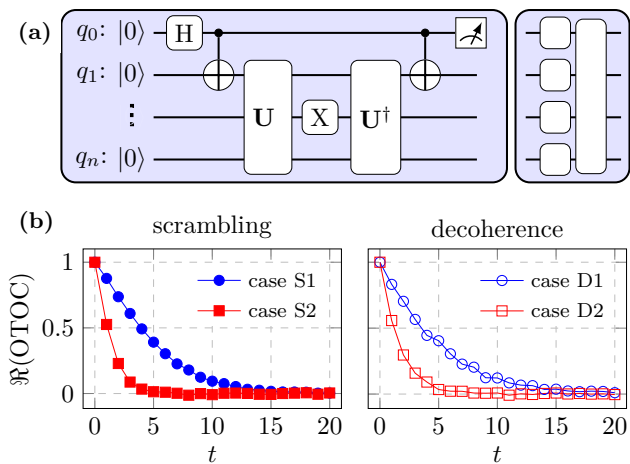


FIG. 2. Measurements of the OTOC. (a) Quantum circuit for the interference protocol (left). Structure of a single evolution step of the fast scrambling model. (b) OTOC for the cases of scrambling and decoherence (Table I), which produces similar signals that can hardly be distinguished.

is given by

$$\exp\left(-i\frac{g}{2\sqrt{n}}\sum_{i<j}Z_iZ_j\right), \quad (8)$$

where g is a constant parameter that controls the scrambling strength, and Z_i is the Pauli Z operator applied on the i th qubit. This building block can be viewed as a Trotterization of the evolution generated by a spin Hamiltonian with strong random local fields (generating single-gate random rotations) and all-to-all two-body couplings (creating the global entangling gate).

To simulate the effect of a noisy environment, we introduce errors in each layer of the single-qubit gates—after each single-qubit Haar random gate, a Pauli X gate and a Pauli Z gate are applied independently with probability q . Note that this error channel of the system qubits can be extended to a unitary evolution in an enlarged Hilbert space including ancillary qubits. Hence, the error model describes a decoherence process as well. We now have two parameters, g and q , that control the strength of scrambling and decoherence, respectively. Table I lists the cases we considered. In the following numerical studies, we fix $n = 10$.

TABLE I. Cases compared for the fast scrambling model. The rate of scrambling increases with the value of g . The strength of the decoherence increase with the value of q .

Cases	S1	S2	D1	D2	I
g	1	2	0.5	0.5	1
q	0	0	0.025	0.1	0.001

The OTOC measurement is achieved using the interference protocol developed in Ref. [42], as shown in the

quantum circuit diagram in Fig. 2a. The intermediate X gate is placed on the i th qubit q_i . The final measurement of the average value $\langle\sigma_x^0\rangle$ (or $\langle\sigma_y^0\rangle$) on the ancillary qubit q_0 then gives the real (or imaginary) part of the OTOC $\langle\sigma_x^0(t)\sigma_x^i(t)\sigma_x^i(t)\sigma_x^0(t)\rangle$, where t , in analog to time, is the number of layers in the forward (and hence the backward) evolution.

Figure 2b compares the evolution of the OTOC for ideal scrambling (without noise) and weak scrambling with strong decoherence, which exhibit similar decay curves. Hence, these two situations are practically indistinguishable from the OTOC measurements.

We now examine the performance of our benchmark protocol for the fast scrambling model under the same conditions. The circuit diagram for this protocol is shown in Fig. 3a. Here, all the qubits are prepared in the computational $|0\rangle$. The recovery signal is obtained by measuring the overlap between the first qubit q_1 final state and its initial state. We also specify the intermediate perturbation between the forward and backward evolution as a projective measurement on a single qubit (other than the qubit 1) along the Z axis. Note that since the evolution unitary contains Haar-random single-qubit gates in each layer, the measurement in a fixed direction is equivalent to random projective measurements. As discussed in the foregoing section, for this particular perturbation channel, the expected value of overlap (6) is 0.75 for ideal scrambling unitaries. On the other hand, in the case of strong decoherence, when the qubits eventually lose their coherence information, the overlap would be trivially 0.5. Hence, the cases of scrambling with and without decoherence exhibit distinct asymptotic values of overlap. This is clearly demonstrated in Fig. 3b.

To vitalize the emergence of the recovery signal produced by scrambling, we also performed simulations with different numbers of layers in the forward and backward evolution. That is, the overlap is measured after t_1 and t_2 layers of forward and backward evolution respectively, and if $t_2 > t_1$, an additional $t_2 - t_1$ layers in the backward evolution are chosen as independently random. Figures 3(c, d) depict the overlap as a function of t_2 for fixed values of t_1 . The density plots for the overlap scanned through various t_1 and t_2 are shown in Fig. 3(e, f). The recovery signal emerges in a finite window around the peak $t_1 = t_2$. The width of the peak reflects the timescale for local dissipation. For the current fast scrambling model, due to the random single-qubit rotation in every single layer, the recovery signal disappears as soon as t_2 is one layer away from t_1 . It is worth noting that, in experiments with real time evolution, there can be a mismatch between the forward and backward evolution times t_1 and t_2 , which contributes to the decay of the signal as well, together with decoherence caused by external couplings. Our protocol does not remove this source of errors, but positively confirms information scrambling when they are present.

The above simulations demonstrate that our protocol can unambiguously distinguish between scrambling and

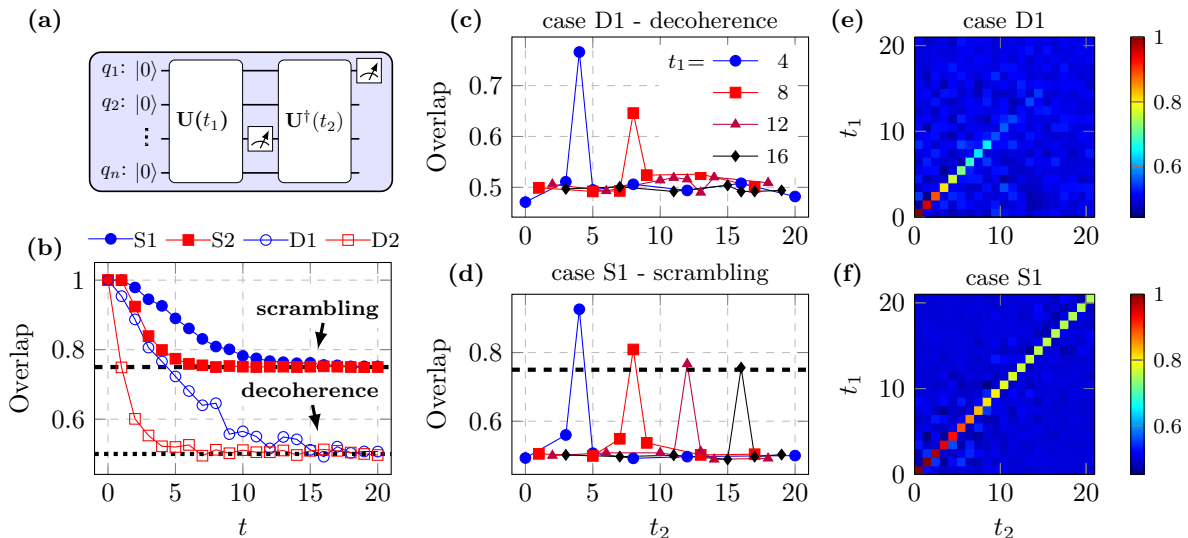


FIG. 3. Measurement of the overlap $F(t)$ in (6). (a) Schematic of the quantum circuit. (b) Decay of the overlap for the cases of scrambling and decoherence (Table I). (c, d) The overlap as a function of the number of layers (t_2) in the backward evolution, for fixed numbers of layers t_1 in the forward evolution. (e, g) Density plot for the overlap.

decoherence. In general, both of these two competing factors contribute to the decay of the overlap, but to different asymptotic values. This gives rise to a two-stage decay: In the early scrambling stage, the overlap decay is influenced by both scrambling and decoherence, until the information is fully scrambled and the overlap reaches the saturation value (7). In the latter decoherence stage, the overlap further decays to a smaller value, at a rate determined purely by decoherence. The appearance of the two-stage decay indicates the presence of scrambling.

Suppose λ_s and λ_d are the exponential decay rates corresponding to scrambling and decoherence, respectively. In the extreme cases of strong scrambling and strong decoherence, the decay of $F(t)$ can be described as

$$F(t) = \begin{cases} (1 - F_{\text{as}}^s) e^{-\lambda_s t} + F_{\text{as}}^s, & \lambda_s \gg \lambda_d \\ (1 - F_{\text{as}}^d) e^{-\lambda_d t} + F_{\text{as}}^d, & \lambda_s \ll \lambda_d \end{cases} \quad (9)$$

where F_{as}^s and F_{as}^d are the asymptotic values of $F(t)$ induced by scrambling and decoherence, respectively. In the intermediate regime, such that the scrambling and decoherence are comparable, we propose an ansatz of $F(t)$:

$$F(t) = (a_1 e^{-\lambda_s t} + a_2) e^{-\lambda_d t} + F_{\text{as}}^d. \quad (10)$$

With this, we can fit the observed overlap at long times (when the system gets sufficiently scrambled and the first exponential term vanishes) to a pure exponential function and extract the decoherence rate λ_d . Then the scrambling rate λ_s can be extracted by fitting the early time decay to the ansatz (10). We applied this procedure to case I (Table I), where both scrambling and decoherence contribute substantially to the decay of $F(t)$. Figure 4 shows simulations of $F(t)$, which is described

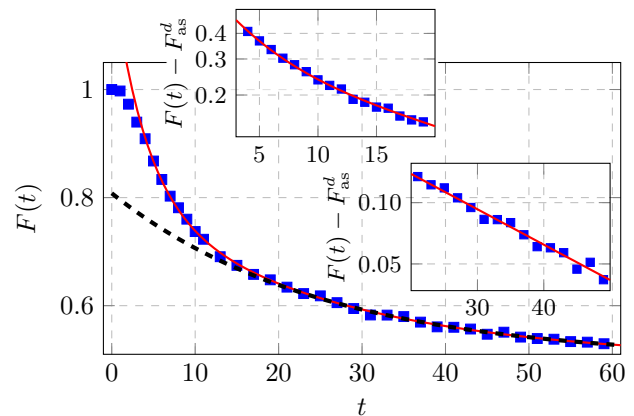


FIG. 4. Decay of the overlap $F(t)$ for case I (Table I) with both scrambling and decoherence. Squares are numerical data. The red solid curve is the best fit to the ansatz (10). To visualize the two stage decay of $F(t)$, we also plotted (black dashed) the long time pure exponential part of the ansatz (10), which clearly departs from the early decay. Insets: $F(t) - F_{\text{as}}^d$ in semilog scale, which show a single exponential decay at long times, and a sum of two exponential decays at early times. At the very beginning, $F(t)$ takes a quadratic form [43].

accurately by ansatz (10). This allows us to separate the scrambling rate $\lambda_s = 0.216$ and the decoherence rate $\lambda_d = 0.040$, and hence positively verify the presence of scrambling. The scrambling rate is determined purely by the underlying scrambling dynamics, and should not be altered by the intermediate perturbation. We verified this with different types of perturbations (2) and recovery probabilities (5). The extracted scrambling rates are the same with a precision to the second decimal place. In

Supplemental Material, we present simulations using an IBM cloud-based quantum computer. It clearly demonstrated that our protocol can successfully extract the correct scrambling rate under natural decoherence and gate errors of the current small size noisy quantum processors.

To summarize, we have developed a protocol to benchmark information scrambling, and examined it with both numerical studies and simulations on cloud-based quantum computers. This approach distinguishes between information scrambling and fake positive signals, produced by decoherence and operational errors in experiments unambiguously. It can be also used to quantify the degree of scrambling from the noisy background. Our method requires only a single loop of forward and backward evolution, and hence can be applied to any system with access to time-reversing the dynamics.

ACKNOWLEDGMENTS

This work was supported in part by the U.S. Department of Energy (DOE), Office of Science, Basic Energy

Sciences, Materials Sciences and Engineering Division, Condensed Matter Theory Program, and in part by the U.S. DOE, Office of Science, Office of Advanced Scientific Computing Research, through the Quantum Internet to Accelerate Scientific Discovery Program. B.Y. also acknowledges support from the Center for Nonlinear Studies and the U.S DOE under the LDRD program in Los Alamos. J.H. was supported by the U.S. DOE through a quantum computing program sponsored by the Los Alamos National Laboratory (LANL) Information Science & Technology Institute. This research used quantum computing resources provided by the LANL Institutional Computing Program, which is supported by the U.S. DOE National Nuclear Security Administration under Contract No. 89233218CNA000001. We also acknowledge the use of the IBM-Q LANL hub for NISQ device access in this work.

-
- [1] P. Hayden and J. Preskill, “Black holes as mirrors: quantum information in random subsystems,” *J. High Energy Phys.* **2007**, 120 (2007).
- [2] A. Y. Kitaev, “A simple model of quantum holography, in proceedings of the kitp program: Entanglement in strongly-correlated quantum matter,” *KITP, Santa Barbara* (2015).
- [3] J. Maldacena, S. H. Shenker, and D. Stanford, “A bound on chaos,” *J. High Energy Phys.* **2016**, 106 (2016).
- [4] E. B. Rozenbaum, S. Ganeshan, and V. Galitski, “Lyapunov exponent and Out-of-Time-Ordered correlator’s growth rate in a chaotic system,” *Phys. Rev. Lett.* **118**, 086801 (2017).
- [5] D. A. Roberts and B. Yoshida, “Chaos and complexity by design,” *J. High Energy Phys.* **2017**, 121 (2017).
- [6] J. Cotler, N. Hunter-Jones, J. Liu, and B. Yoshida, “Chaos, complexity, and random matrices,” *J. High Energy Phys.* **2017**, 48 (2017).
- [7] C-J Lin and O. I. Motrunich, “Out-of-time-ordered correlators in a quantum ising chain,” *Phys. Rev. B* **97**, 144304 (2018).
- [8] I. García-Mata, M. Saraceno, R. A. Jalabert, A. J. Roncaglia, and D. A. Wisniacki, “Chaos signatures in the short and long time behavior of the Out-of-Time ordered correlator,” *Phys. Rev. Lett.* **121**, 210601 (2018).
- [9] B. Yan, L. Cincio, and W. H. Zurek, “Information scrambling and loschmidt echo,” *Phys. Rev. Lett.* **124**, 160603 (2020).
- [10] B. Yan and N. A. Sinitsyn, “Recovery of damaged information and the Out-of-Time-Ordered correlators,” *Phys. Rev. Lett.* **125**, 040605 (2020).
- [11] S. Sahu, S. Xu, and B. Swingle, “Scrambling dynamics across a Thermalization-Localization quantum phase transition,” *Phys. Rev. Lett.* **123**, 165902 (2019).
- [12] S. Choi, Y. Bao, X-L Qi, and E. Altman, “Quantum error correction in scrambling dynamics and Measurement-Induced phase transition,” *Phys. Rev. Lett.* **125**, 030505 (2020).
- [13] Z. Holmes, A. Arrasmith, B. Yan, P. J. Coles, A. Albrecht, and A. T. Sornborger, “Barren plateaus preclude learning scramblers,” *Phys. Rev. Lett.* **126**, 190501 (2021).
- [14] K. A. Landsman, C. Figgatt, T. Schuster, N. M. Linke, B. Yoshida, N. Y. Yao, and C. Monroe, “Verified quantum information scrambling,” *Nature* **567**, 61–65 (2019).
- [15] J. Li, R. Fan, H. Wang, B. Ye, B. Zeng, H. Zhai, X. Peng, and J. Du, “Measuring Out-of-Time-Order correlators on a nuclear magnetic resonance quantum simulator,” *Phys. Rev. X* **7**, 031011 (2017).
- [16] M. Gärttner, J. G. Bohnet, A. Safavi-Naini, M. L. Wall, J. J. Bollinger, and A. M. Rey, “Measuring out-of-time-order correlations and multiple quantum spectra in a trapped-ion quantum magnet,” *Nat. Phys.* **13**, 781 (2017).
- [17] A. Larkin and Y. N. Ovchinnikov, “Quasiclassical method in the theory of superconductivity,” *Sov. Phys., JETP* **28**, 1200 (1969).
- [18] B. Swingle, “Unscrambling the physics of out-of-time-order correlators,” *Nat. Phys.* **14**, 988–990 (2018).
- [19] B. Yoshida and N. Y. Yao, “Disentangling scrambling and decoherence via quantum teleportation,” *Phys. Rev. X* **9**, 011006 (2019).
- [20] B. Swingle and N. Yunger Halpern, “Resilience of scrambling measurements,” *Phys. Rev. A* **97**, 062113 (2018).
- [21] M. Knap, “Entanglement production and information scrambling in a noisy spin system,” *Phys. Rev. B* **98**, 184416 (2018).
- [22] S. V. Syzranov, A. V. Gorshkov, and V. Galitski, “Out-of-time-order correlators in finite open systems,” *Phys. Rev. B* **97** (2018), 10.1103/PhysRevB.97.161114.

- [23] Y-L Zhang, Y. Huang, and X. Chen, “Information scrambling in chaotic systems with dissipation,” *Phys. Rev. B* **99**, 014303 (2019).
- [24] J. R. González Alonso, N. Yunger Halpern, and J. Dressel, “Out-of-Time-Ordered-Correlator quasiprobabilities robustly witness scrambling,” *Phys. Rev. Lett.* **122**, 040404 (2019).
- [25] M. K. Joshi, A. Elben, B. Vermersch, T. Brydges, C. Maier, P. Zoller, R. Blatt, and C. F. Roos, “Quantum information scrambling in a Trapped-Ion quantum simulator with tunable range interactions,” *Phys. Rev. Lett.* **124**, 240505 (2020).
- [26] A. Touil and S. Deffner, “Information scrambling versus decoherence—two competing sinks for entropy,” *PRX Quantum* **2**, 010306 (2021).
- [27] F. D. Domínguez and G. A. Álvarez, “Dynamics of quantum information scrambling under decoherence effects,” (2021), [arXiv:2107.03870 \[quant-ph\]](https://arxiv.org/abs/2107.03870).
- [28] P. Zanardi and N. Anand, “Information scrambling and chaos in open quantum systems,” *Phys. Rev. A* **103**, 062214 (2021).
- [29] S. K. Zhao, Z-Y Ge, and Z. *et. al.* Xiang, “Probing operator spreading via floquet engineering in a superconducting circuit,” (2021), [arXiv:2108.01276 \[quant-ph\]](https://arxiv.org/abs/2108.01276).
- [30] J. Braumüller, A. H. Karamlou, Y. Yanay, and *et. al.*, “Probing quantum information propagation with out-of-time-ordered correlators,” (2021), [arXiv:2102.11751 \[quant-ph\]](https://arxiv.org/abs/2102.11751).
- [31] X. Mi, P. Roushan, C. Quintana, and *et. al.*, “Information scrambling in computationally complex quantum circuits,” (2021), [arXiv:2101.08870 \[quant-ph\]](https://arxiv.org/abs/2101.08870).
- [32] M. R. Geller, A. Arrasmith, Z. Holmes, B. Yan, P. J. Coles, and A. Sornborger, “Quantum simulation of operator spreading in the chaotic ising model,” *Phys Rev E* **105**, 035302 (2022).
- [33] N. A. Sinitsyn and B. Yan, “The quantum butterfly non-effect,” *Scientific American* (2020).
- [34] R. Bradbury, “A sound of thunder,” *Collier’s Weekly* June 28 (1952).
- [35] X. Cao and T. Scaffidi, “Origin and limit of the recovery of damaged information by time reversal,” *Phys. Rev. A* **103**, L020401 (2021).
- [36] Christoph Dankert, Richard Cleve, Joseph Emerson, and Etera Livine, “Exact and approximate unitary 2-designs and their application to fidelity estimation,” *Phys. Rev. A* **80**, 012304 (2009).
- [37] Technically, the same result can be obtained for an ensemble of unitaries which is as random as a unitary 2-design, since the average is performed for an expression in terms of the second moment of the unitary.
- [38] R J Lewis-Swan, A Safavi-Naini, J J Bollinger, and A M Rey, “Unifying scrambling, thermalization and entanglement through measurement of fidelity out-of-time-order correlators in the dicke model,” *Nat. Commun.* **10**, 1581 (2019).
- [39] J. Emerson, R. Alicki, and K. Życzkowski, “Scalable noise estimation with random unitary operators,” *J. Opt. B* **7**, S347 (2005).
- [40] E. Magesan, J. M. Gambetta, and J. Emerson, “Scalable and robust randomized benchmarking of quantum processes,” *Phys. Rev. Lett.* **106**, 180504 (2011).
- [41] R. Belyansky, P. Bienias, Y. A. Kharkov, A. V. Gorshkov, and B. Swingle, “Minimal model for fast scrambling,” *Phys. Rev. Lett.* **125**, 130601 (2020).
- [42] B. Swingle, G. Bentsen, M. Schleier-Smith, and P. Hayden, “Measuring the scrambling of quantum information,” *Phys. Rev. A* **94**, 040302 (2016).
- [43] B. Yan and W. H. Zurek, “Decoherence factor as a convolution: an interplay between a gaussian and an exponential coherence loss,” (2021), [arXiv:2110.09463 \[quant-ph\]](https://arxiv.org/abs/2110.09463).
- [44] B. Collins, “Moments and cumulants of polynomial random variables on unitary groups, the Itzykson-Zuber integral, and free probability,” *Int. Mathem. Res. Not.* **2003**, 953–982 (2003).

Supplemental Material for “Benchmarking Information Scrambling”

Appendix A: Simulations on IBM quantum computers

1. The model

This section presents an demonstration of the information scrambling benchmarking protocol on an IBM quantum processor. The model we studied here is a circuit model slightly different than the one presented in the main text. The total evolution consists of many *layers* of evolution, with each layer composed of two types of qubit operations. For instance, for t layers, the evolution unitary is

$$U_t = (U_2 U_1)^t, \quad (\text{A1})$$

where U_1 is composed of single-qubit rotations, and U_2 is composed of two-qubit coupling gates.

We will implement this model on IBM cloud-based quantum processors. In order to reduce the length of the circuit, we restrict the qubit operations to the native quantum gates, that is, gates that can be directly realized physically without conversion to compositions of other quantum gates. Hence, the single quantum gates are chosen as square root of the Pauli X gate, i.e.,

$$U_1 = \prod_i \sqrt{X}_i. \quad (\text{A2})$$

The two-qubit gates are chosen as the Z - Z coupling with a strength parameter g , i.e.,

$$U_2 = \prod_{\langle i,j \rangle} e^{-igZ_i Z_j / 2}. \quad (\text{A3})$$

However, the two-qubit couplings are not all-to-all, but restricted to the pairs of qubits $\langle i, j \rangle$ that are directly connected in the quantum processors. For instance, Fig. A1 (left) shows the structure of connectivity of the IBM-Q quantum processor `ibmq_quito`. (Couplings between pairs of qubits that are not naively connected on the hardware level can be realized as well, but at the cost of adding more quantum gates such as the SWAP gate.) We will use four qubits (`q[0]` - `q[3]`) as our system qubits to generate the scrambling unitary U_t . The circuit diagram of a single layer of evolution is plotted in the right panel of Fig. A1.

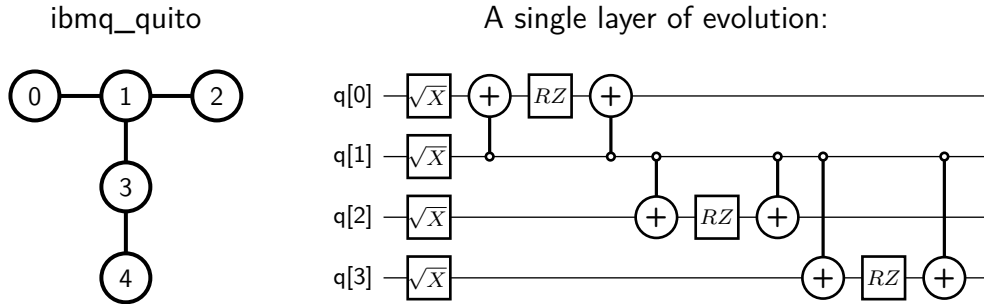


FIG. A1. Left: Qubit connectivity of the IBM-Q quantum processor `ibmq_quito`. We use qubit labeled in 0 to 3 (`q[0]` - `q[3]`) as our system qubits. Right: The circuit diagram for a single layer of evolution, $U = U_2 U_1$. \sqrt{X} is the square root of the Pauli X operator. RZ is the rotation gate along the Z -axis for a fixed angle g (fixed at $g = 0.6$ in our simulations).

2. The simulation

We implemented the proposed benchmarking protocol for scrambling as introduced in the main text. The simulation consists of the following steps: 1) Prepare the qubits (`q[0]` - `q[3]`) in a certain initial state. 2) Apply evolution U_t

(A1) with t layers; Perform a projective measurement in the computational basis on qubit q[3]; Apply the reversed evolution U_t^\dagger . 3) Measure the overlap, $F(t)$, between qubit q[1] final state and its initial state.

Since the system is relatively small, large fluctuations are expected in the measurement signal. To reduce such fluctuations, we performed several averaging strategies: The initial state of q[1] is prepared in the +1 eigenstate of the Pauli X and Y operator with equal probabilities. All the other qubits are initialized in a maximally mixed state. This is achieved by randomly sampling their initial states from $|0\rangle$ and $|1\rangle$ with equal probabilities. In the following, all the presented overlap signals are averaged with these procedures.

Figure A 2 depicts the evolution of $F(t)$ of qubit q[1] as a function of t , the number of layers, up to $t = 20$. First, exact numerical simulations show that $F(t)$ decays roughly to the universal value (0.746 for 4 qubits) with a fluctuation caused by small size of the system. As discussed in the main text, $F(t)$ starts in a quadratic form. However, for small systems, the quadratic decay may switch to a Gaussian decay, before finally converting to an exponential decay [9, 43]. This appears to be the case in the current study — the first few data points of the numerical simulation fits very well to a Gaussian form with a decay (scrambling) rate $\lambda_{s,\text{exact}} = 0.091$. Note that due to the strong finite size effect, the extracted value of the parameters are sensitive to the number of data points used in the fitting. We use the first 6 points to extract the scrambling rate, and, to make the comparison fair, always use the same number of data points when fitting the measured data. The first 6 points also give the best fit of the asymptotic value of $F(t)$ compared to the universal value.

We simulated the same process described above on the IBM-Q quantum processor `ibmq_quito`, and performed measurement error mitigation to reduce measurement errors. As shown in Fig. A 2, the late time fluctuation of $F(t)$ is largely smeared out by strong decoherence, but still visible. The measured decay curves also exhibit clear late time exponential decay (see the inset of Fig. A 2),

$$F(t) = ae^{-\lambda_d t} + F_{as}, \quad (\text{A4})$$

with λ_d fitted to 0.158 (error mitigated data). This decay form is further used to fit the early scrambling regime to the ansatz

$$F(t) = (be^{-\lambda_s t^2} + c)e^{-\lambda_d t} + F_{as}, \quad (\text{A5})$$

This allows us to extract the measured scrambling rates $\lambda_s = 0.095$ (error mitigated data), which agrees with the exact value very well. This clearly demonstrates that our protocol can successfully extract the correct scrambling rate under natural decoherence and gate errors of the current small size noisy quantum processors.

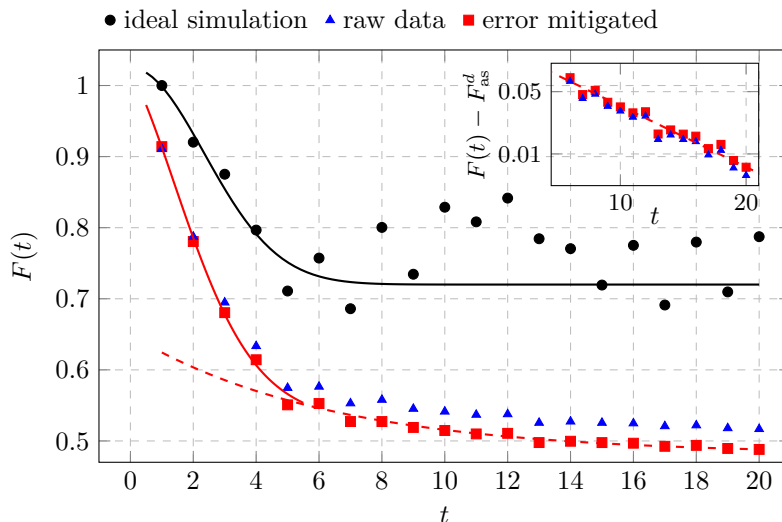


FIG. A2. Decay of the overlap for exact numerical simulations and measurements. The solid black curve is a Gaussian fit to the first 6 points of the numerical data. The dashed red curve is the exponential fit (A4) to the late time decay of the error-mitigated data. The solid red curve is the Gaussian fit (A5) to the early time scrambling. Inset depicts the long time exponential decay (with the asymptotic constant term F_{as} removed to reveal a clear linear curve in the semi-logarithm plot).

Appendix B: Universal form of the twirling channel

This section collects a few basic formulas for the Bradbury process studied in the main text (also known as the quantum twirling channel in the quantum information literature) and sketches brief derivations of the universal form of the quantum states going through it.

For a generic quantum channel (which models the perturbation in the present context)

$$\rho \rightarrow \Lambda(\rho) = \sum_k M_k^\dagger \rho M_k, \quad \sum_k M_k M_k^\dagger = \mathbb{I}, \quad (\text{B1})$$

the twirling of it is defined as

$$\rho \rightarrow \Lambda_{\text{twirling}}(\rho) = \int_{\text{Haar}} dU U^\dagger \Lambda(U \rho U^\dagger) U, \quad (\text{B2})$$

where the integral is performed over the unitary group with respect to the Haar measure.

In general, Haar integral of higher moments of the unitaries can be computed with the aid of the Weingarten function [44], which, for second moment, gives rise to the formula

$$\int_{\text{Haar}} dU U_{m_1 n_1} U_{m'_1 n'_1}^* U_{m_2 n_2} U_{m'_2 n'_2}^* = \frac{\delta_{m_1 m'_1} \delta_{m_2 m'_2} \delta_{n_1 n'_1} \delta_{n_2 n'_2} + \delta_{m_1 m'_2} \delta_{m_2 m'_1} \delta_{n_1 n'_2} \delta_{n_2 n'_1}}{d^2 - 1} - \frac{\delta_{m_1 m'_1} \delta_{m_2 m'_2} \delta_{n_1 n'_2} \delta_{n_2 n'_1} + \delta_{m_1 m'_2} \delta_{m_2 m'_1} \delta_{n_1 n'_1} \delta_{n_2 n'_2}}{d(d^2 - 1)}, \quad (\text{B3})$$

where d is the dimension of the unitary. This allows us to compute a general quantity

$$\int_{\text{Haar}} dU U^\dagger A U B U^\dagger C U = \left[\frac{\text{tr} A \text{tr} C}{d^2 - 1} - \frac{\text{tr}(AC)}{d(d^2 - 1)} \right] B + \left[\frac{\text{tr}(AC) \text{tr} B}{d^2 - 1} - \frac{\text{tr} A \text{tr} C \text{tr} B}{d(d^2 - 1)} \right] \mathbb{I}. \quad (\text{B4})$$

Identifying $A = M_k^\dagger$, $C = M_k$, and $B = \rho$, we get an explicit form of the twirling channel

$$\begin{aligned} \Lambda_{\text{twirling}}(\rho) &= \sum_k \left[\frac{\text{tr} M_k^\dagger \text{tr} M_k}{d^2 - 1} - \frac{\text{tr}(M_k^\dagger M_k)}{d(d^2 - 1)} \right] \rho + \sum_k \left[\frac{\text{tr}(M_k^\dagger M_k) \text{tr} \rho}{d^2 - 1} - \frac{\text{tr} M_k^\dagger \text{tr} M_k \text{tr} \rho}{d(d^2 - 1)} \right] \mathbb{I} \\ &= \frac{\sum_k \text{tr} M_k^\dagger \text{tr} M_k - 1}{d^2 - 1} \rho + \left[\frac{d}{d^2 - 1} - \frac{\sum_k \text{tr} M_k^\dagger \text{tr} M_k}{d(d^2 - 1)} \right] \mathbb{I} \\ &= p \rho + (1 - p) \frac{\mathbb{I}}{d}, \end{aligned} \quad (\text{B5})$$

with probability

$$p = \frac{\sum_k \text{tr} M_k^\dagger \text{tr} M_k - 1}{d^2 - 1}. \quad (\text{B6})$$

As an example, consider Λ a single-qubit projective measurement on a n -qubit system with total dimension d . The Kraus operators for Λ read $M_0 = |0\rangle\langle 0|$ and $M_1 = |1\rangle\langle 1|$. The total system is prepared in an initial product state $|\phi\rangle\langle\phi| \otimes \rho$, where $|\phi\rangle$ is a pure state of the single qubit that the projective measurement applies on, and ρ is the initial state of the rest of the total system. In this case, the output state through the twirling channel becomes

$$\Lambda_{\text{twirling}}(|\phi\rangle\langle\phi| \otimes \rho) = p |\phi\rangle\langle\phi| \otimes \rho + (1 - p) \frac{\mathbb{I}}{d}, \quad (\text{B7})$$

with

$$p = \frac{d^2/2 - 1}{d^2 - 1} \xrightarrow{d \rightarrow \infty} 0.5. \quad (\text{B8})$$

The overlap between the single qubit output state and its initial state, is

$$F = \text{tr} (|\phi\rangle\langle\phi| \otimes \mathbb{I}) \Lambda_{\text{twirling}}(|\phi\rangle\langle\phi| \otimes \rho) = (1 + p)/2 \xrightarrow{d \rightarrow \infty} 0.75. \quad (\text{B9})$$

In contrast, the overlap behaves generally differently in the presence of decoherence. For example, for strong decoherence that is described by a depolarizing channel, asymptotically, the output state through the same twirling channel will become a totally mixed state. Hence, the overlap becomes

$$F = \text{tr} (|\phi\rangle\langle\phi| \otimes \mathbb{I}) / d = 0.5. \quad (\text{B10})$$

Distinction between these two different values of overlap makes it possible to distinguish between scrambling and decoherence. On the other hand, the OTOC of local observables typically exhibits the same asymptotic values with and without decoherence [19].