

Analysis of the neutron matter equation of state and the symmetry energy up to fourth order of chiral effective field theory

Francesca Sammarruca and Randy Millerson

Physics Department, University of Idaho, Moscow, ID 83844-0903, U.S.A.

(Dated: August 3, 2021)

We present predictions for the neutron matter equation of state, from leading to fourth order of chiral effective field theory, using recently developed, accurate chiral nucleon-nucleon potentials. For the many-body method, we employ the nonperturbative particle-particle ladder approximation, that is, we solve the G -matrix equation. We find the impact of subleading three-neutron forces to be mild and attractive. We also show order-by-order predictions for the symmetry energy, and discuss its density dependence in relation to empirical constraints. For the nuclear matter equation of state, in this work we adopt an empirical parametrization with good saturation properties. This is to highlight, specifically, the energy and pressure in neutron matter, particularly when comparing with empirical constraints.

I. INTRODUCTION

The idealized, infinite system known as nuclear matter has traditionally served as a convenient testing ground for theories of nuclear forces. Symmetric nuclear matter (SNM) offers the opportunity to explore the relationship between saturation properties and bulk properties of finite nuclei, an issue that is receiving considerable attention [1–6].

Theoretical predictions of neutron-rich matter are equally important and particularly timely, as they complement on-going and planned experimental efforts. PREX-II [7] has just been completed, and more experiments, such as CREX [8] and MESA [9], seek to place high-precision constraints on the neutron radii and neutron skins of ^{48}Ca and ^{208}Pb , and will further elucidate the relation between the neutron skin and the energy and pressure in neutron-rich matter.

Furthermore, the equation of state (EoS) of neutron-rich matter has recently been brought to the forefront of nuclear astrophysics due to its relevance for calculating properties of neutron stars. Neutron stars are important natural laboratories for constraining theories of the EoS for neutron-rich matter, to which the mass-radius relationship of these stellar objects is sensitive. The radius of the average-mass neutron star is especially sensitive to the pressure gradient in neutron matter around normal densities [10]. Interest in these compact stars has increased considerably as we have entered the “multi-messenger era” of astrophysical observation. The GW170817 neutron star merger event has yielded new and independent constraints on the radius of a neutron star [11, 12]. More precisely, with the constraint that a mass of $2 M_{\odot}$ [13] is supported by the EoS, the radii of the two neutron stars are reported as $R_1 = (11.9 \pm 1.4)$ km and $R_2 = (11.9 \pm 1.4)$ km, with the respective mass ranges constrained at $(1.18 - 1.36) M_{\odot}$ (for M_1) and $(1.36 - 1.58) M_{\odot}$ (for M_2) [14].

It is the purpose of this paper to present our latest results for the EoS of neutron matter (NM) and the properties of the symmetry energy. We will use high-quality nuclear forces constructed within the framework of chiral effective field theory (EFT). Over the past several years, chiral EFT has evolved into the most favorable approach for developing nuclear interactions: it provides a systematic way to construct nuclear two- and many-body forces on an equal footing [15] and allows to assess theoretical uncertainties through an expansion controlled by an organizational scheme known as “power counting” [16]. Furthermore, chiral EFT maintains consistency with the underlying fundamental theory of strong interactions, quantum chromodynamics (QCD), through the symmetries and symmetry breaking mechanisms of low-energy QCD.

We present order-by-order calculations, including subleading three-nucleon forces (3NFs) up to next-to-next-to-next-to-leading order ($N^3\text{LO}$), with proper uncertainty quantification. Thus, we are able to draw reliable conclusions about the convergence pattern of the chiral perturbation series up to fourth order.

Our main focal point is the symmetry energy. It is puzzling that the findings from the recent PREX-II experiment [17] – (38.29 ± 4.66) MeV and (109.56 ± 36.41) MeV, for the symmetry energy at saturation and the slope parameter L , respectively – are at variance with a very large number of experimental measurements and theoretical predictions of the symmetry energy and its density dependence, as noted by the authors of Ref. [17]. Therefore, we will also discuss our predictions in relation to empirical constraints. In particular, we provide microscopic values for the symmetry energy and its slope at densities at and below saturation density, in light of recent observations about the methods to extract those constraints. By constraining the symmetry energy over a range of densities below saturation – having identified the densities at which a specific observable is maximally sensitive to the symmetry energy – the model dependence arising from extrapolation to normal density can be avoided [18].

This paper is organized as follows. First, we review the main aspects of our calculations of NM and the symmetry

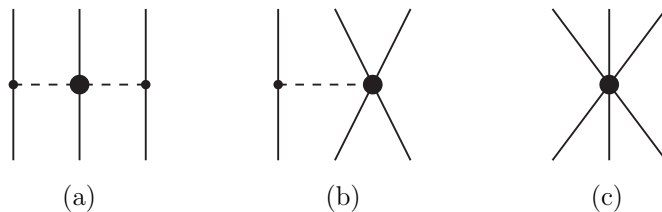


FIG. 1: Diagrams of the leading 3NF: (a) the long-range 2PE, depending on the LECs $c_{1,3,4}$; (b) the medium-range 1PE, depending on the LEC c_D ; and (c) the short-range contact, depending on the LEC c_E .

energy, see Sec. II. Predictions are presented and discussed in Sec. III, and our observations and conclusions are summarized in Sec. IV.

II. DESCRIPTION OF THE CALCULATIONS

We perform microscopic calculations of the energy per particle in neutron matter using the nonperturbative particle-particle ladder approximation, which generates the leading-order contributions in the traditional hole-line expansion. The Bethe-Goldstone equation for two particles in an uncoupled state with total center-of-mass momentum \vec{P} and initial relative momentum \vec{q}_0 in nuclear matter with Fermi momentum k_F is, after angle-averaging of the Pauli operator, Q :

$$G_{P,z,k_F}(q, q_0) = V(q, q_0) + \int_0^\infty dk k^2 \frac{V(q, k)Q(k, P, k_F)G(k, q_0)}{z - (\epsilon(\vec{P} + \vec{k}) + \epsilon(\vec{P} - \vec{k})) + i\delta}. \quad (1)$$

When calculating the single-particle potential, U , the potential V requires a factor of 1/2 in the density-dependent potential at the Hartree-Fock level [19]:

$$V = V_{2NF} + (1/2)V_{DD}, \quad (2)$$

where the first term is the actual NN potential and the second term stands for a density-dependent effective 3NF (discussed below). First, a self-consistent solution is obtained for the single-particle potential, U , and the G -matrix, which are related as:

$$U(k_1) = \int d^3k_2(\vec{q}_0, \vec{P}) \langle \vec{q}_0 | G_P | \vec{q}_0 \rangle, \quad (3)$$

where $k_{1,2}$ are single-particle momenta.

The energy per neutron is then evaluated as:

$$\frac{E}{N} = \langle T(k_1) \rangle_{(k_F)} + \langle U(k_1) \rangle_{(k_F)}, \quad (4)$$

where the averages are taken over the Fermi sea.

The input two-nucleon forces (2NFs) and 3NFs are described next.

A. The two-nucleon force

The 2NFs employed in this work are part of a set which spans five orders in the chiral EFT expansion, from leading order (LO) to fifth order (N⁴LO) [20]. For the construction of these potentials, the same power counting scheme and regularization procedures are applied through all orders, making this set of interactions more consistent than previous ones [21]. Another novel and important aspect in the construction of these new potentials is the fact that the long-range part of the interaction is fixed by the πN low-energy constants (LECs) as determined in the recent and very accurate analysis of Ref. [22]. In fact, for all practical purposes, errors in the πN LECs are no longer an issue with regard to uncertainty quantification, which we will estimate based on chiral truncation error. Furthermore, at the fifth (and highest) order, the nucleon-nucleon (NN) data below pion production threshold are reproduced with excellent precision ($\chi^2/\text{datum} = 1.15$). (Of course, we will use the neutron-neutron versions of the potentials.)

TABLE I: Values of the LECs used in this work. The LECs $c_{1,3,4}$ are given in units of GeV^{-1} , and C_S and C_T are in units of GeV^{-2} . n refers to the exponent of the regulator function, Eq. (5) ($\Lambda=450$ MeV).

Order	n	c_1	c_3	c_4	C_S	C_T
N ² LO	2	-0.74	-3.61	2.44		
N ³ LO	2	-1.07	-5.32	3.56	-118.13	-0.25

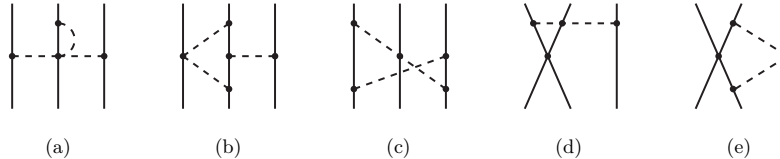


FIG. 2: Some diagrams of the subleading 3NF, each being representative of a particular topology: (a) 2PE; (b) 2P1PE; (c) ring; (d) 1P-contact; (e): 2P-contact. Note that the 1P-contact topology makes a vanishing contribution.

Iteration of the potential in the non-perturbative Lippmann-Schwinger equation requires cutting off high-momentum components. This is accomplished through the application of a regulator function for which the non-local form is chosen:

$$f(p', p) = \exp[-(p'/\Lambda)^{2n} - (p/\Lambda)^{2n}], \quad (5)$$

where $p' \equiv |\vec{p}'|$ and $p \equiv |\vec{p}|$ denote the final and initial nucleon momenta in the two-nucleon center-of-mass system, respectively. We use $\Lambda = 450$ MeV throughout this work. The potentials are relatively soft as confirmed by the Weinberg eigenvalue analysis of Ref. [23] and in the context of the perturbative calculations of infinite matter of Ref. [24].

B. The three-nucleon force

Three-nucleon forces first appear at the third order of the chiral expansion (N²LO) of the Δ -less theory, which is the one we apply in this work. At this order, the 3NF consists of three contributions [25]: the long-range two-pion-exchange (2PE) graph, the medium-range one-pion-exchange (1PE) diagram, and a short-range contact term. For completeness, we show all topologies in Fig. 1; note, however, that the contributions depending on c_4 , c_D , and c_E vanish in neutron matter [26].

In infinite matter, it is possible to construct approximate expressions for the 3NF as density-dependent effective two-nucleon interactions as derived in Refs. [27, 28]. They are represented in terms of the well-known non-relativistic two-body nuclear force operators and, therefore, can be conveniently incorporated in the usual NN partial wave formalism and the particle-particle ladder approximation for computing the EoS. When using density-dependent potentials, one must use the appropriate combinatoric factor to avoid overcounting of the 3NF. That is, we apply

$$V = V_{2NF} + (1/3)V_{DD}, \quad (6)$$

in the calculation of the energy per particle (compare with Eq. (2), appropriate for the calculation of the single-particle potential).

The effective density-dependent two-nucleon interactions at N²LO consist of six one-loop topologies. Three of them are generated from the 2PE graph of the chiral 3NF and depend on the LECs $c_{1,3,4}$, which are already present in the 2PE part of the NN interaction. Two one-loop diagrams are generated from the 1PE diagram, and depend on the low-energy constant c_D . Finally, there is the one-loop diagram that involves the 3NF contact diagram, with LEC c_E . Again, the last two sets do not contribute in neutron matter.

The 3NF at N³LO has been derived [29, 30] and applied in some nuclear many-body systems [24, 31–33]. The long-range part of the subleading chiral 3NF consists of (cf. Fig. 2): the 2PE topology, which is the longest-range component of the subleading 3NF, the two-pion-one-pion exchange (2P1PE) topology, and the ring topology, generated by a circulating pion which is absorbed and reemitted from each of the three nucleons. The in-medium NN potentials corresponding to these long-range subleading 3NFs are given in Ref. [34] for SNM and in Ref. [35] for NM. The short-range subleading 3NF consists of (cf. Fig. 2): the one-pion-exchange-contact topology (1P-contact), which gives

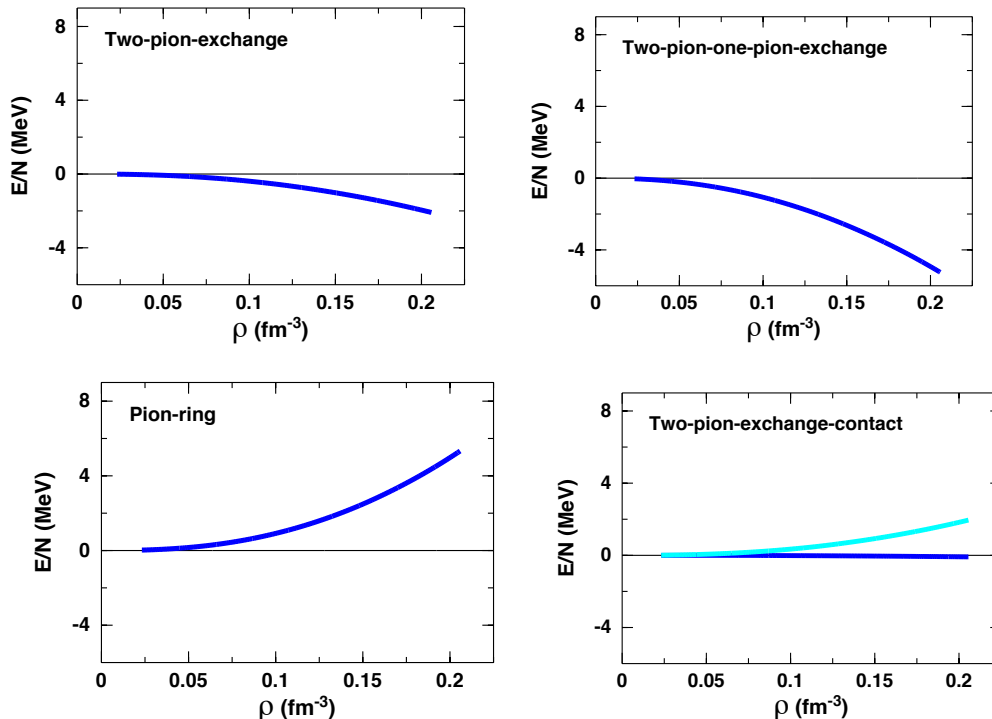


FIG. 3: Various contributions to the 3NF at $N^3\text{LO}$ in Born approximation. In each case, the topology is indicated inside the frame. For the two-pion-exchange-contact term, which depend sensitively on the chosen 2NF, we show our current predictions (blue) and those we obtain using EM500 [21] (cyan) instead of the $N^3\text{LO}$ potential from Ref. [20].

no net contribution, the two-pion-exchange-contact topology (2P-contact), and relativistic corrections, which depend on the C_S and the C_T LECs of the 2NF and are proportional to $1/M$, where M is the nucleon mass. We include those contributions as well and find them to be in the order of a fraction of 1 MeV. The in-medium NN potentials corresponding to the short-range subleading 3NFs can be found in Ref. [36] for SNM and in Ref. [37] for NM.

The LECs we use in this work are displayed in Table I (for completeness, we also list c_4 , even though it is redundant for NM. A technical remark is in place: speaking in practical terms, when the subleading 3NFs are included, the c_1 and c_3 LECs are replaced by -1.20 GeV^{-1} and -4.43 GeV^{-1} , respectively. This is because most of the subleading two-pion-exchange 3NF can be accounted for by a shift of the LECs in the leading 3NF equal to -0.13 GeV^{-1} (for c_1) and 0.89 GeV^{-1} (for c_3) [29], plus additional contributions resulting from Eq. (1) of Ref. [35].

Our results, displayed in Fig. 3, are in excellent agreement with the calculations of Ref. [31]. This is an important point, because the methods of applying the 3NFs in NM calculations are different in Ref. [31] as compared to our method. It is worth noting, though, that the two-pion-exchange-contact term is extremely sensitive to the chosen 2NF, through C_S and C_T , as demonstrated in Ref. [31]. For this case, we show our current predictions (blue curve) and those we obtain using EM500 [21] (cyan curve). Values obtained with the EGM 450/700 [38] are of very similar size as those represented by the cyan curve in Fig. 3 but opposite in sign [31]. We were also able to reproduce closely all the subleading 3NF contributions (at the Born level) shown in Ref. [33]. Furthermore, we point out Ref. [39], where (partially) analytical expressions for the energy per particle in SNM and NM in Born approximation are provided – a very useful resource for additional verification, for instance in case of discrepancies with other predictions in the literature.

Overall, Fig. 3 indicates that the net impact of the subleading 3NF is small and attractive, due to cancellations between the more sizable contributions.

C. The symmetry energy

The EoS of isospin asymmetric matter, $e(\rho, \alpha)$, is typically expressed as a series expansion with respect to the isospin asymmetry parameter, $\alpha = \frac{\rho_n - \rho_p}{\rho_n + \rho_p}$, where ρ_n and ρ_p are the neutron and proton densities, respectively:

$$e(\rho, \alpha) = e(\rho, \alpha = 0) + \frac{1}{2} \left(\frac{\partial^2 e(\rho, \alpha)}{\partial \alpha^2} \right)_{(\alpha=0)} \alpha^2 + \mathcal{O}(\alpha^4). \quad (7)$$

Neglecting terms of order $\mathcal{O}(\alpha^4)$, Eq. (7) takes the parabolic form:

$$e(\rho, \alpha) \approx e_0 + e_{sym} \alpha^2, \quad (8)$$

where $e_{sym} = \frac{1}{2} \left(\frac{\partial^2 e(\rho, \alpha)}{\partial \alpha^2} \right)_{\alpha=0}$. If $\alpha = 1$, the symmetry energy (in the parabolic approximation) becomes the difference between the energy per particle in NM and the one in SNM:

$$e_{sym}(\rho) = e_1(\rho) - e_0(\rho). \quad (9)$$

It is important to be aware of Ref. [40] – see also Refs. [41, 42] – where terms of order α^4 and higher have been extracted in perturbative calculations with chiral potentials. These effects may be relevant in calculations of beta-stable matter at large density, where they impact the proton fraction at subleading level.

The expansion of the symmetry energy with respect to density about the saturation point helps identifying useful parameters:

$$e_{sym}(\rho) \approx e_{sym}(\rho_o) + L \frac{\rho - \rho_o}{3\rho_o} + \frac{K_{sym}}{2} \frac{(\rho - \rho_o)^2}{(3\rho_o)^2}. \quad (10)$$

L is referred to as the slope parameter, and is a measure of the slope of the symmetry energy at saturation:

$$L = 3\rho_o \left(\frac{\partial e_{sym}(\rho)}{\partial \rho} \right)_{\rho_o}. \quad (11)$$

Furthermore, it is obvious from Eqs. (9) and (11) that L is a measure of the slope of the NM EoS at saturation density since the SNM EoS has a vanishing slope at that point, by definition of saturation. From a variety of phenomenological models, a typical range for L can be stated as (70 ± 20) MeV [43–47].

The parameter K_{sym} characterizes the curvature of the symmetry energy at saturation density:

$$K_{sym} = 9 \rho_o^2 \left(\frac{\partial^2 e_{sym}(\rho)}{\partial \rho^2} \right)_{\rho_o}. \quad (12)$$

In what follows, we will also address the pressure, which is defined as

$$P = \rho_o^2 \left(\frac{\partial e_{sym}(\rho)}{\partial \rho} \right). \quad (13)$$

For the EoS of SNM at any order, we use an empirical parametrization as in Ref. [48], where the energy per nucleon is -16.0 MeV at the saturation density $\rho_o = 0.155 \text{ fm}^{-3}$. This is to single out the behavior of the energy and pressure in neutron matter and their impact on the symmetry energy while the isoscalar properties remain unchanged – varying simultaneously isoscalar properties would obscure what we wish to highlight. Semi-empirical constraints for the symmetry energy are typically obtained by constructing families of parametrized model EoS which differ in their predictions for L under these circumstances, one best observes the linear relation between L and the neutron skin thickness. Therefore, the comparisons we are making in this study are more meaningful if we avoid additional uncertainties arising, for instance, from the sensitivity of the SNM EoS to the c_D , c_E LECS. Even small variations in ρ_0 – which, in empirical studies, is constrained by nuclear properties – can have considerable impact on the slope and curvature parameters. A forthcoming work will specifically address SNM.

III. RESULTS AND DISCUSSION

A. The energy per neutron

In our previous calculations [49], we either included only the leading 3NF, or, in addition, we accounted only for the subleading 2PE 3NF. With the inclusion of all the subleading 3NF contributions we are now in the position to conduct complete calculations at N³LO and draw robust conclusions.

As pointed out in Sec. II A, errors in the πN LECs are no longer an issue with regard to uncertainty quantification. On the other hand, central to chiral EFT is the truncation error, which we will now address. If observable X is known at order n and at order $n+1$, a reasonable estimate of the truncation error at order n can be expressed as the difference between the value at order n and the one at the next order:

$$\Delta X_n = |X_{n+1} - X_n|, \quad (14)$$

since this is a measure for what has been neglected at order n .

To estimate the uncertainty at the highest order that we consider, we follow the prescription of Ref. [50]. For an observable X that depends on the typical momentum of the system under consideration, p , one defines Q as the largest between $\frac{p}{\Lambda_b}$ and $\frac{m_\pi}{\Lambda_b}$, where Λ_b is the breakdown scale of the chiral EFT, for which we assume 600 MeV [50]. The uncertainty of the value of X at N³LO is then given by:

$$\Delta X = \max\{Q^5|X_{LO}|, Q^3|X_{LO} - X_{NLO}|, Q^2|X_{NLO} - X_{N^2LO}|, Q|X_{N^2LO} - X_{N^3LO}|\}. \quad (15)$$

We identify p with the neutron Fermi momentum at the density under consideration. For the cutoff Λ of the regulator, Eq. (5), we use 450 MeV.

In Fig. 4, we show our results for the energy per neutron in NM as a function of density over four orders, from LO to N³LO. We see large variations from leading order to the next, as to be expected at the lowest orders. It is interesting to notice the very large differences between NLO and N²LO, mostly due to the first appearance of 3NFs. The predictions at N³LO are slightly more attractive than those at N²LO, in agreement with other calculations [51].

Figure 5 shows the impact of the subleading 3NF contribution only, comparing the result of the complete calculation at N³LO with the one obtained with the 2NF at N³LO and the leading 3NF only, model (N²LO'). The effect is mildly attractive, about 2 MeV at the highest density, mostly due to the subleading 2PE 3NF.

The first four-nucleon forces (4NFs) appear at N³LO, but were found to be negligible [31, 52, 53]. Therefore, we omit 4NFs.

Our highest-order results for the energy per neutron at different densities are shown in the second column of Table II with their chiral uncertainty calculated as in Eq. (15). The choice of these densities is motivated in the next section.

Our NM EoS is rather soft within the large spectrum of theoretical predictions in the literature, which is generally true for predictions based on chiral EFT. The degree of softness is best discussed in the context of density dependence of the symmetry energy, see next subsection.

B. The symmetry energy: microscopic predictions and empirical constraints

Our order-by-order predictions for the symmetry energy are displayed in Fig. 6, and our results at N³LO together with their truncation errors are given in Table II. To understand the full implications of our predictions, several comments are in place. Correlations between physical observables and the symmetry energy or its first derivative have been explored extensively, mostly using families of phenomenological models. Popular examples are the Skyrme forces [54] or relativistic mean-field models (RMF) [55]. These models are parameterized so as to ensure that the empirical saturation properties are well described, while the models can differ considerably in the isovector properties. Earlier investigations with a family of Skyrme interactions concluded that there is a linear correlation between the slope parameter and the neutron skin thickness of ²⁰⁸Pb [54]. This inherent connection between the symmetry energy density derivative and the neutron skin of neutron-rich nuclei is of great interest, because accurate measurements of the skin should then allow to set stringent constraints on the density dependence of the symmetry energy around saturation.

Relativistic mean-field models predict a very wide range of L values, for example IU-FSU [56] gives 47.2 MeV for L , while NL3 [57] yields a value of 118.2 MeV. Naturally, these models also produce a large range of neutron skin values. For neutron skin predictions and RMF models, see also Ref. [58], where the authors utilize a large set of RMF models constrained by accurate fits of the nuclear binding energies and charge radii.

Additional studies that have explored these correlations, using a variety of phenomenological and theoretical models, are provided in Refs. [59–64]. Constraints on L vary considerably depending on the methods employed [45, 65, 66]. Further analyses that employ laboratory data to extract constraints on the density dependence of the symmetry energy can be found in Refs. [67–76]. As for the symmetry energy curvature, Eq. (III), constraints on K_{sym} have large uncertainty [77–79].

In addition to the energy per neutron at saturation density, we show in Table II the symmetry energy at saturation, the slope parameter as defined in Eq. (11), and the pressure in neutron matter. As mentioned earlier, a softer nature is typical of chiral predictions, see, for instance, Ref. [80], where SRG-evolved interactions based on the potentials from Ref. [21] and the leading 3NF are employed. A comparison with phenomenological interactions of the past, such

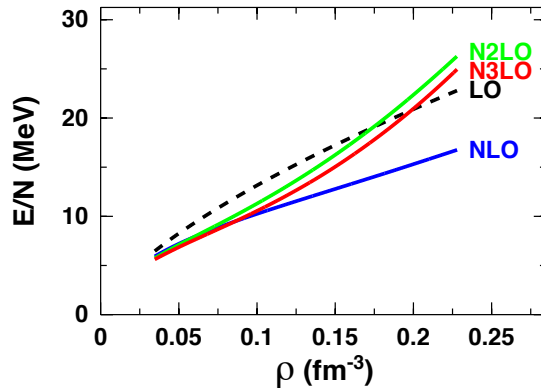


FIG. 4: (Color online) Energy per neutron in NM as a function of density, from leading order (black dash) to fourth order (solid red).

as Argonne V18 and the UIX 3NF [81], is given in Ref. [80]. For a more recent analysis, see Ref. [82], where the reported values for $e_{sym}(\rho_o)$ and L are (31.7 ± 1.1) MeV and (59.8 ± 4.1) MeV, respectively.

On the other hand, values such as those shown in the first row of Table II – approximately $L=(50 \pm 10)$ MeV, and pressure at ρ_o between 2 and 3 MeV/fm³– are nowhere near those extracted from the PREX-II experiment [17], which are: (38.29 ± 4.66) MeV and (109.56 ± 36.41) MeV, for e_{sym} and L , respectively. The corresponding value of the pressure at ρ_o is then, approximately, between 3.66 MeV/fm³ and 7.30 MeV/fm³. Furthermore, such stiff symmetry energy would allow rapid cooling through direct Urca processes to proceed at unusually low values of the neutron star mass and central density [17], which seems unlikely [83]. The various particle fractions in β -stable matter we obtain with our N³LO predictions are shown in Fig. 7. The proton fraction is close to 6% at $\rho \approx 0.2$ fm⁻³, still far from the direct Urca threshold of approximately 11%.

Back to Table II, we also show the predictions at some specific densities below ρ_o . These are the densities identified in Ref. [18] as “sensitive” densities from the slope of the correlation in the plane of $e_{sym}(\rho_o)$ vs. L obtained from the measurements of a specific observable. In fact, a particular slope reflects a specific density at which that observable is especially sensitive to the symmetry energy. Our ab initio predictions and the values taken from Ref. [18] shown in Table II, compare favorably within uncertainties. We recall that, at $\rho = (2/3)\rho_o \approx 0.1$ fm⁻³ (an average between central and surface densities in nuclei), the symmetry energy is well constrained by the binding energy of heavy, neutron-rich nuclei [17] – hence, the relevance of this density region for the purpose of correlations between L and the neutron skin of ²⁰⁸Pb.

Finally, in Table III we show our predictions for K_{sym} as defined in Eq. (12) in comparison with recent constraints [18]. Given the strong sensitivity of K_{sym} to the details of the symmetry energy curvature, this parameter is very model dependent and difficult to constrain, with reported values ranging from large and negative to large and positive. As seen from Table III, our predictions are in reasonable agreement with the constraints discussed in Ref. [18].

It is our understanding that, focusing on the sensitive density for a given observable, consistency among different analyses can be found [18]. Perhaps these considerations may help with the interpretation of the large values from PREX-II. When the current constraint from PREX-II is included in the fits, its impact is weak due to the large experimental uncertainty [18]. For the slope of the symmetry energy at $\rho = (2/3)\rho_o \approx 0.1$ fm⁻³, the value obtained from PREX-II data [17] is $L=(73.69 \pm 22.28)$ MeV.

IV. CONCLUSIONS AND OUTLOOK

We presented results of the energy per neutron in NM based on recent high-quality chiral potentials and 3NFs up to N³LO. Subleading 3NFs do not bring in new free parameters, but some short-range contributions and relativistic corrections do depend on the choice of the NN potential through the LECs of the 2NF. Our order-by-order calculations show systematic improvements of the predictions and allow for estimating the chiral uncertainty.

Although results are well converged at N³LO, specific contributions of the 3NF at N⁴LO may play a role – note that the contact terms of the 3NF at N⁴LO seem promising towards the solution of some long-standing problems in low-energy few-body reactions [85]. However, complete calculations at N⁴LO are necessary for reliable conclusions concerning the fifth order, and, realistically, those will not be available in the near future.

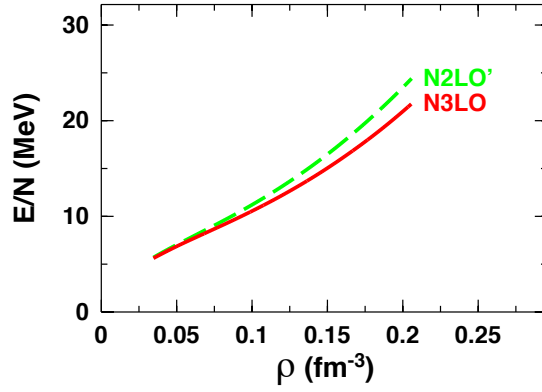


FIG. 5: (Color online) Energy per neutron in NM as a function of density. The solid (red) curve is the same as in Fig. 4, while in the dashed green line (denoted by N^2LO'), the N^3LO 3NF contribution has been left out.

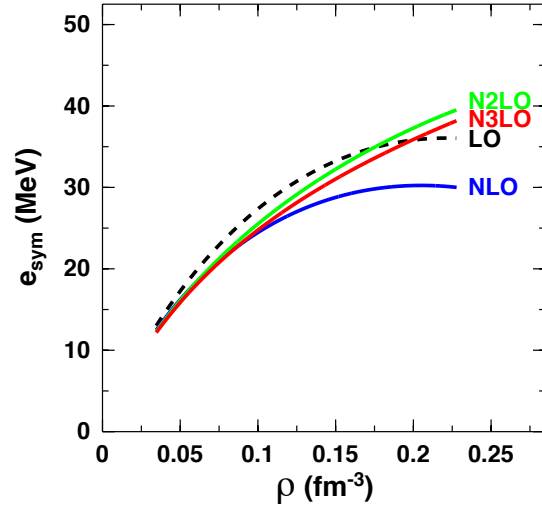


FIG. 6: (Color online) The symmetry energy as a function of density, from leading order (black dash) to fourth order (solid red).

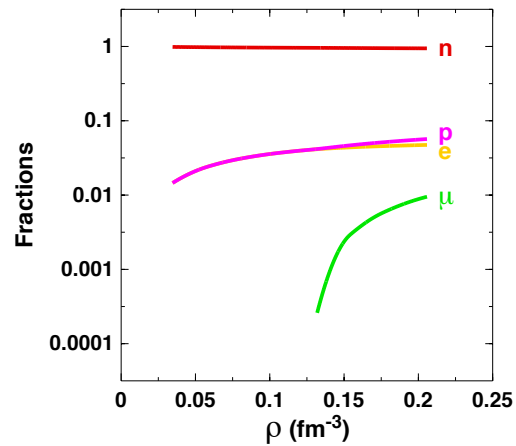


FIG. 7: (Color online) Particle fractions as a function of density in β -equilibrated matter with neutrons, protons, electrons, and muons.

Our NM EoS is rather soft on the scale of theoretical predictions available in the literature. We analyzed this aspect through the density dependence of the symmetry energy. We compared our current predictions with recent

TABLE II: The energy per neutron, the symmetry energy, the slope parameter, and the pressure at N³LO at various densities, ρ , in units of $\rho_o=0.155 \text{ fm}^{-3}$. L is defined as in Eq. (11) at the specified density. The values in parentheses are taken from Ref. [18]. The constraint for L in the third row ($\rho = 0.67\rho_o$) is given for $\rho=0.1 \text{ fm}^{-3}$. The constraint at $\rho = 0.31\rho_o$ is from Ref. [84].

ρ (ρ_o)	$\frac{E}{N}(\rho)$ (MeV)	$e_{sym}(\rho)$ (MeV)	$L(\rho)$ (MeV)	$P_{NM}(\rho)$ (MeV/fm ³)
1	15.56 ± 1.10	31.57 ± 1.53 (33.3 \pm 1.3)	49.58 ± 8.47 (59.6 \pm 22.1)	2.562 ± 0.438 (3.2 \pm 1.2)
0.72 (0.72 \pm 0.01)	11.52 ± 0.43	26.46 ± 0.82 (25.4 \pm 1.1)	44.91 ± 3.40	1.05 ± 0.13
0.67 (0.66 \pm 0.04)	10.81 ± 0.41	25.25 ± 0.72 (25.5 \pm 1.1)	44.65 ± 3.23 (53.1 \pm 6.1)	0.859 ± 0.120
0.63 (0.63 \pm 0.03)	10.39 ± 0.41	24.47 ± 0.66 (24.7 \pm 0.8)	43.81 ± 3.11	0.748 ± 0.116
0.31 (0.31 \pm 0.03)	6.715 ± 0.086	15.43 ± 0.12 (15.9 \pm 1.0)	32.35 ± 0.55	0.174 ± 0.008
0.21 (0.22 \pm 0.07)	5.472 ± 0.039	11.73 ± 0.05 (10.1 \pm 1.0)	27.57 ± 0.11	0.106 ± 0.002

TABLE III: Predictions at N³LO and constraints for the parameter K_{sym} at two densities.

ρ (fm ⁻³)	$K_{sym}(\rho)$ (MeV)	$K_{sym}(\rho)$ (MeV) from Ref. [18]
0.155	-101 ± 23	-180 ± 96
0.1	-68.7 ± 15.7	-79.2 ± 37.6

constraints, extracted with methods that are different than those typically used to narrow down the symmetry energy and its slope at saturation [18]. We found good agreement with the provided values of the symmetry energy at and below saturation, as well as the slope and the curvature of the symmetry energy at saturation. On the other hand, we noted that the generally soft predictions based on chiral EFT are far from the values of e_{sym} and L obtained from PREX-II [17].

Exploiting the sensitivity of selected observables to the isovector part of the EoS at some densities, the symmetry energy can be constrained through the measurement of such observables. In the past, we have expressed concerns (see, for instance, Ref. [86]), about some aspects of the methodologies utilized to extract symmetry energy constraints around saturation density from measured observables, in particular about the degree of model dependence of the constraints, which do not provide a functional relation between density and symmetry energy. Hopefully, a different approach to the analyses will reduce the model dependence and the discrepancies among the constraints given at saturation density.

Acknowledgments

This work was supported by the U.S. Department of Energy, Office of Science, Office of Basic Energy Sciences, under Award Number DE-FG02-03ER41270.

-
- [1] F. Sammarruca and Randy Millerson, Phys. Rev. C **102**, 034313 (2020).
 - [2] J. Hoppe, C. Drischler, K. Hebeler, A. Schwenk, and J. Simonis, Phys. Rev. C **100**, 024318 (2019).
 - [3] Thomas Hüther, Klaus Vobig, Kai Hebeler, Ruprecht Machleidt, Robert Roth, arXiv: 1911.04955 [nucl-th].
 - [4] J. Simonis, S.R. Stroberg, K. Hebeler, J.D. Holt, and A. Schwenk, Phys. Rev. C **96**, 014303 (2017).
 - [5] T.D. Morris *et al.*, Phys. Rev. Lett. **120**, 152503 (2018).
 - [6] M.C. Atkinson, W.H. Dickhoff, M. Piarulli, A. Rios, and R.B. Wiringa, arXiv:2001.07231 [nucl-th]; Phys. Rev. C **102**, 04333 (2020).
 - [7] P.A. Souder *et al.*, *Proposal for Jefferson Lab PAC 38*, (2011).
 - [8] J. Mammei, D. McNulty, R. Michaels, K. Paschke, S. Riordan, P.A. Souder, *CREX: Parity-Violating Measurement of the Weak Charge Distribution of ⁴⁸Ca to 0.02 fm Accuracy* (2013).
 - [9] D. Becker *et al.*, Eur. Phys. J. **A54**, 208 (2018).
 - [10] F. Sammarruca and R. Millerson, J. Phys. G Nucl. Part. Phys., **46**, 24001 (2019); and references therein.
 - [11] B.P. Abbott *et al.*, *LIGO Scientific Collaboration and Virgo Collaboration* Phys. Rev. Lett. **119**, 161101 (2017).
 - [12] B.P. Abbott *et al.*, *Astro.Phys. Jour. Lett.* **848**, 2 (2017).
 - [13] J. Antoniadis *et al.*, *Science* **340**, 233232 (2013).
 - [14] B.P. Abbott *et al.*, *LIGO Scientific Collaboration and Virgo Collaboration* Phys. Rev. Lett. **121**, 161101 (2018).

- [15] S. Weinberg, Phys. Lett. B **295**, 114 (1992).
- [16] S. Weinberg, Phys. Lett. B **251**, 288 (1990); Nucl. Phys. B **363**, 3 (1991).
- [17] Brendan T. Reed, F.J. Fattoyev, C.J. Horowitz, and J. Piekarewicz, arXiv: 2101.03193 [nucl-th].
- [18] W.G. Lynch and M.B. Tsang, arXiv: 2106.10119v1 [nucl-th].
- [19] A. Carbone, A. Cipollone, C. Barbieri, A. Rios, and A. Polls, Phys. Rev. C **88**, 054326 (2013).
- [20] D. R. Entem, R. Machleidt, and Y. Nosyk, Phys. Rev. C **96**, 024004 (2017).
- [21] D.R. Entem and R. Machleidt, Phys. Rev. C **68**, 041001 (2003).
- [22] M. Hoferichter, J. Ruiz de Elvira, B. Kubis, and U.-G. Meissner, Phys. Rev. Lett. **115**, 192301 (2015); Phys. Rep. **625**, 1 (2016).
- [23] J. Hoppe, C. Drischler, R. J. Furnstahl, K. Hebeler, and A. Schwenk, Phys. Rev. C **96**, 054002 (2017).
- [24] C. Drischler, K. Hebeler and A. Schwenk, Phys. Rev. Lett. **122**, 042501 (2019).
- [25] E. Epelbaum, A. Nogga, W. Glöckle, H. Kamada, U.-G. Meißner, and H. Witala, Phys. Rev. C **66**, 064001 (2002).
- [26] K. Hebeler and A. Schwenk, Phys. Rev. C **82**, 014314 (2010).
- [27] J. W. Holt, N. Kaiser, and W. Weise, Phys. Rev. C **79**, 054331 (2009).
- [28] J. W. Holt, N. Kaiser, and W. Weise, Phys. Rev. C **81**, 024002 (2010).
- [29] V. Bernard, E. Epelbaum, H. Krebs, and Ulf-G. Meißner, Phys. Rev. C **77**, 064004 (2008).
- [30] V. Bernard, E. Epelbaum, H. Krebs, and Ulf-G. Meißner, Phys. Rev. C **84**, 054001 (2011).
- [31] I. Tews, T. Krüger, K. Hebeler, and A. Schwenk, Phys. Rev. Lett. **110**, 032504 (2013).
- [32] C. Drischler, A. Carbone, K. Hebeler, and A. Schwenk, Phys. Rev. C **94**, 054307 (2016).
- [33] K. Hebeler, H. Krebs, E. Epelbaum, J. Golak and R. Skibinski, Phys. Rev. C **91**, 044001 (2015).
- [34] N. Kaiser and B. Singh, Phys. Rev. C **100**, 014002 (2019).
- [35] N. Kaiser, arXiv:2010.02739v4 [nucl-th].
- [36] N. Kaiser and V. Niessner, Phys. Rev. C **98**, 054002 (2018).
- [37] L. Treuer, arXiv: 2009.11104 [nucl-th].
- [38] E. Epelbaum, W. Glöckle, and U.-G. Meißner, Eur. Phys. J. A **19**, 401 (2004); Nucl. Phys. A **747**, 362 (2005).
- [39] N. Kaiser, Phys. Rev. C **103**, 054002 (2021).
- [40] P. Wen and J.W. Holt, Phys. Rev. C **103**, 064002 (2021).
- [41] N. Kaiser, Phys. Rev. C **91**, 065201 (2015).
- [42] C. Wellenhofer, J.W. Holt, and N. Kaiser, Phys. Rev. C **93**, 055802 (2016).
- [43] M. Baldo and G.F. Burgio, Prog. Part. Nucl. Phys. **91**, 203 (2016).
- [44] S. Burrello, M. Colonna, H. Zheng, Front. Phys. **7**, 53 (2019).
- [45] B.K. Agrawal, J.N. De, S.K. Samaddar, Phys. Rev. Lett. **109**, 262501 (2012).
- [46] P. Moeller, W.D. Myers, H. Sagawa, S. Yoshida, Phys. Rev. Lett. **108**, 052501 (2012).
- [47] P. Moeller, A.J. Sierk, T. Ichikawa, H. Sagawa, Atomic Data and Nuclear Tables **109**, 1 (2016).
- [48] Kazuhiro Oyamatsu, Kei lida, and Hiroyuki Koura, Phys. Rev. C **82**, 027301 (2010).
- [49] F. Sammarruca, L.E. Marcucci, L. Coraggio, J.W. Holt, N. Itaco, and R. Machleidt, arXiv: 1807.06640 [nucl-th].
- [50] E. Epelbaum, H. Krebs, U.-G. Meißner, Eur. Phys. J. A **51**, 53 (2015).
- [51] C. Drischler, A. Carbone, K. Hebeler, and A. Schwenk, Phys. Rev. C **94**, 054307 (2016).
- [52] N. Kaiser, Eur. Phys. J. A **48**, 135 (2012).
- [53] N. Kaiser and R. Milkus, Eur. Phys. J. A **52**, 4 (2016).
- [54] B.A. Brown, Phys. Rev. Lett. **85**, 5296 (2000).
- [55] J. Piekarewicz, F. Fattoyev, Physics Today **72**, 7, 30 (2019).
- [56] F.J. Fattoyev, C.J. Horowitz, J. Piekarewicz, G. Shen, Phys. Rev. C **82**, 055803 (2010).
- [57] G.A. Lalazisis, J. König, P. Ring, Phys. Rev. C **55**, 540 (1997).
- [58] X. Roca-Maza, M. Centelles, X. Vinas, M. Warda, Phys. Rev. Lett. **106**, 252501 (2011).
- [59] B.M. Santos, M. Dutra, O. Lourenco, A. Delfino, Jour. Phys. Conf. Ser. **630**, 012033 (2015).
- [60] C. Mondal, B.K. Agrawal, J.N. De, S.K. Samaddar, M. Centelles, X. Vinas, Proc. DAE Symp. Nucl. Phys. **62**, 72 (2017).
- [61] I. Tews, J.M. Lattimer, A. Ohnishi, and E.E. Kolomeitsev, Astrophys. J. **848**, 105 (2017).
- [62] C. Mondal, B.K. Agrawa, J.N. De, S.K. Samaddar, Int. Jour. Mod. Phys. E **27**, 1850078 (2018).
- [63] Hui Tong, Xiu-Lei Ren, Peter Ring, Shi-Hang Shen, Si-Bo Wang, Jie Meng, Phys. Rev. C **98**, 054302 (2018).
- [64] J.W. Holt, Y. Lim, Phys. Lett. B **784**, 77 (2018).
- [65] B. K. Agrawal, J.N. De, S.K. Samaddar, G. Colo, A. Sulaksono, Phys. Rev. C **87**, 051306 (2013).
- [66] X. Vinas, M. Centelles, X. Roca-Maza, M. Warda, AIP Conf. Proc. **1606**, 256 (2014).
- [67] M.B. Tsang, Y. Zhang, P. Danielewicz, M. Famiano, Z. Li, W.G. Lynch, et al., Phys. Rev. Lett. **102**, 122701 (2009).
- [68] M.B. Tsang *et al.*, Phys. Rev. C **86**, 015803 (2012).
- [69] J.M. Lattimer and Y. Lim, Astrophys. J. **771**, 51 (2013).
- [70] M. Kortelainen *et al.*, Phys. Rev. C **82**, 024313 (2010).
- [71] P. Danielewicz, J. Lee, Nucl. Phys. A **922**, 1 (2014).
- [72] X. Roca-Maza *et al.*, Phys. Rev. C **92**, 064304 (2015).
- [73] A. Tamii *et al.*, Phys. Rev. Lett. **107**, 062502 (2011).
- [74] B.A. Brown, Phys. Rev. Lett. **111**, 232502 (2013).
- [75] P. Russotto, S. Gannon, S. Kupny, P. Lasko, L. Acosta, M. Adamczyk, et al., Phys. Rev. C **94**, 034608 (2016).
- [76] P. Russotto, P.Z. Wu, M. Zoric, M. Chartier, Y. Leifels, R.C. Lemmon, et al., Phys. Lett. B **697**, 471 (2011).
- [77] I. Vidana, C. Providencia, A. Polls, A. Rios, Phys. Rev. C **80**, 045806 (2009).

- [78] C. Ducoin, J. Margueron, C. Providencia, I. Vidana, *Phys. Rev. C* **83**, 045810 (2010).
- [79] B.M. Santos, M. Dutra, O. Lourenco, A. Delfino, *Phys. Rev. C* **90**, 054317 (2014).
- [80] C. Drischler, V. Soma, and A. Schwenk, *Phys. Rev. C* **89**, 025806 (2014).
- [81] A. Akmal, V.R. Pandharipande, and D.G. Ravenhall, *Phys. Rev. C* **58**, 1804 (1998).
- [82] C. Drischler, R.J. Furnstahl, J.A. Melendez, and D.R. Phillips, *Phys. Rev. Lett.* **125**, 202702 (2020).
- [83] D. Page, J.M. Lattimer, M. Prakash, and A.W. Steiner, *Astrophys. J.* **707**, 1131 (2009).
- [84] Zhen Zhang and Lie-Wen Chen, *Phys. Rev. C* **92**, 031301(R) (2015).
- [85] L. Girlanda, A. Kievsky, M. Viviani, L.E. Marcucci, *Phys. Rev. C* **99**, 054003 (2019).
- [86] F. Sammarruca, *Phys. Rev. C* **95**, 044316 (2017).